

ILLINOIS

big ten champion

Media Guide

716.32363  
Ill6  
2001-2002

**Frank Williams**


- 2001 All-American
- 2001 Big Ten Player of the Year
- 2001 Wooden Award All-America Team
- 2002 Wooden Award Nominee
- 2002 National Player of the Year Candidate

**Brian Cook**

- 2000 Big Ten Co-Freshman of the Year
- 2001 All-Big Ten
- 2001 USA Basketball Gold Medalist
- 2002 Wooden Award Nominee

**Cory Bradford**

- 1999 Big Ten Freshman of the Year
- 1999 All-Big Ten
- 2000 All-Big Ten
- NCAA Record 88 Consecutive Games with 3-Point Field Goal



University of Illinois  
**ILLINOIS**  
 fighting illini  
 2001-2002

# THE **BILL SELF** CHECKLIST


- 2001 Big Ten Champion
- No. 1 Seed at 2001 NCAA Tournament

- NCAA Tournament Final Eight Appearance

o Lead Two Different  
Insecutive Final Eight  
in the NCAA Tournament.

Just the Sixth Coach in Big  
Ten History to win a Big Ten  
Title in His First Season at a  
School.

Fourth in Voting for 2001  
Associated Press National  
Coach of the Year.



- 2000 National Coach of the Year by the John & Nellie Wooden Foundation.

- 2000 National Coach of the Year by The Sporting News.

- Led Three Different Schools to Postseason Play.





**BIG TEN**  
CONFERENCE

**Hail to the Orange**  
**Hail to the Blue**

**UNIVERSITY  
OF ILLINOIS**



# THIS IS ILLINOIS BASKETBALL . . . . .1

Welcome to Illinois Basketball. The Fighting Illini are annually one of the nation's top programs competing in the best basketball conference in the nation - the Big Ten.

Home Court Advantage . . . . .	4
NCAA Tournament History . . . . .	6
National Spotlight . . . . .	8
Academics . . . . .	10
Strength and Conditioning . . . . .	12
Big Time Competition . . . . .	14
Community Service . . . . .	16
Champaign-Urbana . . . . .	17
Ubben Basketball Complex . . . . .	18
Campus Life . . . . .	19
Illinois Tradition . . . . .	20
Illini Spirit . . . . .	24
University of Illinois . . . . .	26
Winning Programs . . . . .	28
Notable Alumni . . . . .	30



# THE COACHING STAFF . . . . .32

In his first year at the helm, Illinois Head Coach Bill Self led the Illini to a share of the Big Ten title and to a No. 1 seed in the NCAA Tournament.

Head Coach Bill Self . . . . .	34
Assistant Coach Billy Gillispie . . . . .	38
Assistant Coach Wayne McClain . . . . .	39
Assistant Coach Norm Roberts . . . . .	40
Administrative Assistant Jeff Guin . . . . .	41
Sports Medicine . . . . .	42
Support Staff . . . . .	43
Richmond Endowment . . . . .	45



# THE FIGHTING ILLINI . . . . .46

Illinois returns nine lettermen and three starters from the team that won a share of the league championship and advanced to the NCAA Elite Eight last season.

2001-02 Outlook . . . . .	48
2001-02 Roster . . . . .	51
#21 Robert Archibald . . . . .	52
#13 Cory Bradford . . . . .	54
#34 Brian Cook . . . . .	56
#24 Sean Harrington . . . . .	58
#25 Jerrance Howard . . . . .	60
#22 Lucas Johnson . . . . .	62
#33 Damir Krupalija . . . . .	64
#00 Brett Melton . . . . .	66
#45 Nick Smith . . . . .	68
#30 Frank Williams . . . . .	70
Fighting Illini Newcomers . . . . .	72
Game-By-Game Stats . . . . .	74



# YEAR IN REVIEW . . . . .80

The 2000-01 Illini posted a 13-3 record in conference play to win a share of the Big Ten Championship.

Year in Review . . . . .	82
2000-01 Stats . . . . .	83
2000-01 Big Ten Stats . . . . .	87
Game Summaries . . . . .	90

## Quick Facts

### General Information

Location . . . . .	Champaign-Urbana, Ill.
Founded . . . . .	1867
Enrollment . . . . .	36,878
President . . . . .	James J. Stokol (Purdue '59)
Chancellor . . . . .	Nancy Cantor
. . . . .	Sarah Lawrence, College '74
Athletics Director . . . . .	Ron Guenther
. . . . .	Illinois '67
Conference . . . . .	Big Ten
Arena . . . . .	Assembly Hall (16,450)
Nickname . . . . .	Fighting Illini
School Song . . . . .	"Illinois Loyalty"
Colors . . . . .	Orange and Blue
Athletics Phone . . . . .	217/333-3631
Ticket Office Phone . . . . .	217/333-3470

### Illinois Basketball History

First Year of Basketball . . . . .	1906
Overall All-Time Record . . . . .	146-790,643
Past Five Seasons . . . . .	106-561,659
Years in NCAA Tournament/Last . . . . .	21/2001
. . . . .	27-22/1951
Years in NIT/Last . . . . .	3/1996

### Basketball Sports Information

SID (MBK Contact) . . . . .	Kent Brown
. . . . .	Illinois '97
Home Phone . . . . .	217/469-0230
E-mail . . . . .	kwbrown3@uiuc.edu
Basketball Asst. . . . .	Ferrick Furston
. . . . .	Illinois '99
Basketball Asst./GA . . . . .	Dave Rainer
. . . . .	Kansas State '01
SID Office Phone . . . . .	217/333-1391
SID Office Fax . . . . .	217/333-5540
Press Room Phone . . . . .	217/333-1227
SID Mailing Address . . . . .	Fieldhouse
. . . . .	1700 S. Fourth St.
. . . . .	Champaign, IL 61820
Web Address . . . . .	www.fightingillini.com

### Basketball Coaching Staff

Head Coach . . . . .	Bill Self
Alma Mater/Year . . . . .	Oklahoma State '05
Record at Illinois/Years . . . . .	Second Season
Career Records/Years . . . . .	156-19 (637/05)
Basketball Office Phone . . . . .	217/333-3400
Basketball Office Fax . . . . .	217/333-2120
Best Time to Reach Coach . . . . .	Contract SID
Assistant Coaches . . . . .	
. . . . .	Billy Gillispie (SW Texas State '03)
. . . . .	Wayne McClain (Bradley '77)
. . . . .	Norm Roberts (Queens College '87)
Adm. Assistant . . . . .	Jeff Guin (Florida '95)
Trainer . . . . .	Rick Cardinal
. . . . .	(Southwest St. '71)
Strength Coach . . . . .	Kevin Early
. . . . .	(Western State '97)
Basketball Secretary . . . . .	Cindy Furdovich

### Team Information

2000-01 Record . . . . .	27-8
2000-01 Big Ten Record . . . . .	13-3 1st-T
Starters Returning/List . . . . .	3/2
Letterwinners Returning/List . . . . .	9/4
Lettermen Returning (9):	C. Robert
Archibald, G. Cory Bradford, F. Brian	
Cook, G. Sean Harrington, G. Jerrance	
Howard, F. Lucas Johnson, F. Damir	
Krupalija, G. Brett Melton, G. Frank	
Williams . . . . .	
Lettermen List (4):	G. Jay Cross, C.

PHOTO: JEFFREY M. HARRIS/STAFF PHOTOGRAPHER

Marcus Griffin, G Nate Mast, F/G Sergio McClain.  
**Starters Returning (3):** G Cory Bradford (99 career starts), G Frank Williams (63), F Brian Cook (52).  
**Others With Starting Experience:** C Robert Archibald (30), F Lucas Johnson (22), F Amir Krupalija (12), G Sean Harrington (1).  
**Junior College Transfer (1):** F Brandon Ferguson.  
**4-Year Transfer (1):** G Nick Hugel (Appalachian State).  
**Incoming Freshmen (2):** Luther Heald, Roger Powell.  
**Redshirt Freshmen (1):** C Nick Smith.

**Seniors (4):** C Robert Archibald, G Cory Bradford, F Lucas Johnson, F Amir Krupalija.  
**Juniors (5):** F Brian Cook, F/G Brandon Ferguson, G Sean Harrington, G Nick Hugel, G Frank Williams.  
**Sophomores (2):** G Brett McLean, G Jerrance Howard.  
**Freshmen (3):** C Nick Smith, Luther Heald, Roger Powell.

**On the Front Cover:** (CW) Amir Krupalija, Lucas Johnson, Robert Archibald, Frank Williams, Cory Bradford, Brian Cook.

**On the Back Cover:** (L-R) Jerrance Howard, Sean Harrington, Luther Heald, Nick Hugel, Nick Smith, Roger Powell, Brandon Ferguson, Brett McLean.

**Credits:** The 2001-02 Illinois Basketball Media Guide is a publication of the Illinois Athletic Public Relations Office, written to assist the media in their coverage of Illinois athletics.

**Executive Editor:** Kent Brown

**Interior Design:** Michelle Warner

**Cover Design:** Terry Neutz-Hoyten

**Editorial Assistance:** Derrick Parsion, Dave Keiter

**Photography:** Mark Jones, Mark Cowan

**Printed by:** Phillips Brothers Printers, Springfield, Ill.



Year-By-Year Records .....104  
 Postseason History .....125  
 NCAA Tournament Records .....126  
 Records vs. Opponents .....128  
 Annual Leaders .....130  
 Annual Team Stats .....132  
 Top 50 Career Scorers .....139  
 Individual Records .....144  
 Team Records .....150  
 Combined Team Records .....152  
 Opponent Records .....153  
 Assembly Hall Records .....154  
 All-Time Coaches Records .....158  
 All-Time Assistant Coaches .....159



Illinois Basketball Timeline .....162  
 Illinois' All-Americans .....168  
 Illinois' All-Big Ten Selections .....170  
 Illinois Honors .....172  
 Illini in the NBA .....174  
 Illini Legends .....177  
 All-Time Letterwinners .....178  
 Illini By the Numbers .....183



Las Vegas Invitational .....188  
 Regular Season Opponents .....190  
 2002 Big Ten Tournament .....210  
 NCAA Tournament .....212  
 Big Ten Composite Schedule .....213  
 Series Records .....214



Board of Trustees .....224  
 University Administration .....225  
 Division of Intercollegiate Athletics .....226  
 Director of Athletics Ron Guenther .....227  
 DIA Administration .....228  
 Illinois Head Coaches .....229



Athletic Public Relations .....232  
 Big Ten Conference .....233  
 Media Information .....234  
 Illini Sports Network .....236  
 Covering the Fighting Illini .....237  
 Visitor's Guide .....238  
 DIA Directory .....239  
 Radio/TV Roster .....240

**THE RECORD BOOK .....102**

The Illinois Basketball record book holds 96 years of Fighting Illini history.

**BASKETBALL TRADITION .....160**

The Illinois Basketball tradition includes 14 Big Ten Championships and 61 All-Americans.

**ILLINOIS OPPONENTS .....186**

Illinois plays one of the toughest schedules in the nation. Last year's slate included four games against the two teams that would eventually play for the national championship.

**UNIVERSITY OF ILLINOIS .....222**

The University of Illinois is one of the great public universities in the United States.

**COVERING THE FIGHTING ILLINI . . . . 230**

Media guidelines for covering Fighting Illini Basketball.



# THIS IS ILLINOIS

## Home Court Advantage

**"The electricity that Orange Krush and the rest of the fans provide makes the Assembly Hall an intimidating venue for our opponents. The entire atmosphere really energizes us and makes it exciting to play in the Hall."**

**-Lucas Johnson on playing at the Assembly Hall**

When it's time to take the game on the court, Illinois has an outstanding home in Assembly Hall. The Hall has served as home to the Fighting Illini since its construction in 1963 and in 1999 it became even better after a multi-million dollar construction project that brought the team a new locker room, state-of-the-art training room, a dining area and a new tunnel area to accommodate network television trucks and team buses.

Illinois opened play at the Assembly Hall on March 4, 1963 with a 79-73 victory over Northwestern. Since that first game, the Illini have racked up a 397-117 (.772) mark, including a 126-35 slate in the 1990s. Since 1963, Illinois has sold out 130 games at the Assembly Hall, which seats 16,450. Illinois set an all-time attendance record on March 9, 1996 when 16,863 fans jammed into the Hall to witness Lou Henson's



# BASKETBALL

## Home Court Advantage

**"That was the best atmosphere I've ever been a part of. The crowd was going nuts. They deserve a tremendous pat on the back. They were one of the reasons we won."**


**-Bill Self, after Illinois defeated Michigan State 77-66 at home on Feb. 6, 2001.**

final regular season game as head coach. In the past five seasons, Illinois has produced a 54-12 record at home, including a 12-0 record last year.

In addition to hosting the Fighting Illini, the Assembly Hall also holds performances for Broadway musicals, concerts and other shows. Last season KISS, Matchbox 20, the WWF and the Dixie Chicks were some of the performers that took the stage at Assembly Hall.

### NATIONAL ATTENDANCE LEADERS

Each of the last 25 years, the Big Ten Conference has won the national attendance title for home games. In 2001, the league set a new standard for conference attendance as 2,342,022 fans passed through the turnstiles (an all-time high for any conference) for a 13,383 per game average. The Illini were in the Top 13 nationally in home attendance and overall attendance.



Six times the Illini have played before a crowd of over 30,000 fans. On Dec. 6, 1997 the Illinois-Saint Louis game drew a crowd of 32,429 at the TWA Dome in St. Louis. It was the largest crowd to ever watch a basketball game in the state of Missouri and it ranks as the fifth-largest crowd to ever watch a Fighting Illini game.

### 2001 Attendance Leaders (All Games)

1. Duke	650,550
2. Kentucky	613,861
3. North Carolina	600,422
4. Syracuse	551,051
5. Arizona	540,185
6. Michigan State	537,561
7. Maryland	528,916
8. ILLINOIS	522,764
9. Iowa	499,990
10. Ohio State	489,192


### 2001 Conference Attendance Leaders

1. BIG TEN	2,342,022 (13,383)
2. ACC	1,681,707 (11,760)
3. SEC	2,163,525 (10,982)
4. Big 12	1,712,210 (9,408)
5. Mountain West	1,152,292 (9,145)
6. C-USA	1,636,814 (8,993)
7. Big East	2,039,505 (8,867)
8. Pac-10	1,172,055 (7,711)
9. MVC	943,159 (6,373)
10. A-10	905,271 (5,995)



# THIS IS ILLINOIS

## NCAA Tournament History



Illinois advanced to the Elite Eight of the 2001 NCAA Tournament.

**Illinois has advanced to more NCAA Tournaments than all but one school in the Big Ten Conference.**



### All-Time Final Four Appearances by Big Ten Schools

1. Ohio State	9
2. Indiana	7
3. Michigan	6
4. Michigan State	5
5. ILLINOIS	4
6. Iowa	3
7. Purdue	2
Wisconsin	2
9. Minnesota	1
Penn State	1 *
11. Northwestern	0

\*Prior to joining the Big Ten Conference

### Total NCAA Tournament Appearances by Big Ten Schools

1. Indiana	30
2. ILLINOIS	21
Ohio State	21
4. Michigan	20
Iowa	20
6. Purdue	19
7. Michigan State	15
8. Minnesota	8
Penn State	8
10. Wisconsin	7
11. Northwestern	0

### All-Time NCAA Tournament Victories by Big Ten Schools

1. Indiana	52
2. Michigan	41
3. Ohio State	36
4. Michigan State	33
5. ILLINOIS	27
Iowa	27
7. Purdue	26
8. Minnesota	12
9. Wisconsin	9
Penn State	9
11. Northwestern	0





# BASKETBALL

## NCAA Tournament History

### FINAL FOUR TEAMS




1989 Seattle



1952 Seattle



1951 Minneapolis



1949 Seattle

### THE FLYING ILLINI REUNION

The Flying Illini of 1989 returned to the UI campus on June 24, 2000 to play in a charity celebrity basketball game. Key members of the '89 team, including Kenny Battle, Nick Anderson, Kendall Gill and Steve Bardo, took on a celebrity team consisting of several former Illini basketball and football players. Proceeds from the game established a Flying Illini Basketball Scholarship.

Others from the '89 team that advanced to the NCAA Final Four who were attendance included P.J. Bowman, Travis Smith, E.J. Manzke, Tyler Cottingham, Mark Shapland, Pat Kennedy and Mike McDonald. The Flying Illini posted a 72-65 victory in front of thousands at the Assembly Hall with Gill leading in scoring with 16 points.



The Flying Illini Reunion Team Photo



Kendall Gill makes his entrance into Assembly Hall at the start of the Reunion Game.





## **NATIONAL SPOTLIGHT**

**This year Illinois will appear on television at least 30 times in the regular season, highlighted by at least 14 national appearances on CBS, ESPN and espn2. In 2000-01, Illinois appeared on national television 20 times. Illinois' national games in 2001-02 include matchups against Maryland, Arkansas, Arizona, Seton Hall, Missouri, Iowa, Indiana, Ohio State, Michigan State and Michigan.**





# THIS IS ILLINOIS

## Academics

In the fall of 1997, the Irwin Academic Center opened on the campus of the University of Illinois. Conveniently located in the center of campus, it offers the very best in academic services to Illinois student-athletes. In addition to the academic offices, it houses study areas, an expansive computer room, and meeting rooms that over 600 student-athletes use throughout the year.

The Illini basketball coaching staff places academics at the top of the list when it comes to priorities and the results are overwhelming. In the past four years, nine basketball players have earned their degree.

As part of the academic services department, the academic support staff members also coordinate programs that enhance the college experience and prepare each student-athlete for life after college. Some of the programs that are included are a workshop on alcoholism on college campuses, time management workshops and seminars on note taking skills and preparing for exams.

### ILLINOIS: A LEADER IN ACADEMICS

• Illinois is considered one of the finest academic institutions in the country. The 2001 *U.S. News & World Report College Guide* ranks Illinois as one of the top 50 national universities and among the top 10 public universities. *Money* magazine consistently ranks U of I as one of the best buys in higher education.

• Illinois freshmen complete their degree requirements at a significantly higher rate than the national average.

• Illinois has the world's second largest alumni base with a list of nearly 325,000 living alumni.

• U of I has awarded the most undergraduate engineering degrees of any school in the nation.

• The graduation rate for students who entered the University of Illinois at Urbana-Champaign in 1992 on a full-time basis was 77.8 percent, which is considerably higher than the national average of 50 percent for four-year schools.

• Ninety-five percent of Illinois seniors seeking employment obtain positions within nine months of graduation; more than 40 percent do so before graduation.

• The U of I library has the largest public university collection in the world with nearly 16 million items. It's the third largest academic collection in the United States, behind Harvard and Yale.

• Illinois' college of engineering annually ranks as one of the top four nationally.

• The Grainger Engineering Library Information Center is the nation's largest engineering library.

• Seventy-five percent of Illinois students ranked between the 82nd and 99th percentiles of their high school graduating classes.

• Ten UI alumna have received the Nobel Prize and 17 have received the Pulitzer Prize.

• The University offers more than 150 majors and over 4,000 courses.

• The 2000 Fiske Guide to Colleges gives Illinois a five-star rating.

• 2000 *Money* magazine lists Illinois as one of the nation's best college buys.

• The 1998 *U.S. News & World Report College Guide* rates several of the University of Illinois curriculums in the top five nationally: College of Engineering 2nd best in the country,

### How the Big Ten schools rank in U.S. News & World Report's list of the Top 50 Public Universities

3. Michigan
8. Wisconsin
10. ILLINOIS
13. Penn State
18. Minnesota
20. Ohio State
- Iowa
- Purdue
26. Indiana
33. Michigan State

College of Business 5th best in the country, Accounting program 1st in the nation.

• Illinois' accounting program has ranked No. 1 in the nation for the past 18 years.

• The Dow Jones Newspaper Fund lists the U of I among an elite group of seven universities called the "journalism ivys."

• Illinois' study-abroad program offers exchanges with more than 100 foreign countries. It's the fifth largest program in the country among major universities.

• U of I's Krannert Art Museum houses the second largest art collection in the state after the Art Institute of Chicago.

• Mosaic™, the mother of all internet web browsers, was developed at Illinois' National Center for Supercomputing Applications (NCSA) in 1993.




# BASKETBALL

## Academics



### THE IRWIN ACADEMIC CENTER



### TOM MICHAEL

#### Head Academic Counselor

Tom Michael begins his sixth year as academic counselor for the Fighting Illini men's basketball program. He is responsible for the development and implementation of academic support for the team.

A four-year letterwinner for the Illini from 1991-94, Michael ranks among all-time UI leaders in three-point field goals and three-point attempts. He was a three-time co-captain as a player under then-coach Lou Henson and helped the Illini to a 70-49 record and two trips to the NCAA Tournament in his four seasons.

In addition to his assignment with the men's basketball team, Michael also serves as academic counselor for the Fighting Illini women's basketball team and wrestling squad, and has worked with the men's and women's golf teams, the Illini baseball team and the swimming and diving program. He serves as the staff advisor for the UI Student-Athlete Advisory Board (SAAB).

A 1993 graduate from the UI with a bachelor's degree in speech communications, Michael earned his master's in sports administration in 1994. He was a two-time Academic All-Big Ten selection in 1993 and 1994.

Michael is married to the former Shana Schneider. They have three children, Nick, Nate and Kylie.



# THIS IS ILLINOIS

## Strength and Conditioning

It takes more to become a championship-caliber team than just showing up for the first day of practice. Kevin Early, the Illinois basket-



ball strength and conditioning coach, is committed to seeing each player on the team become the best basketball player he can be.

"Strength training can have a significant effect on the athletic performance of a basketball team," Early said. "I believe through hard work and focusing on each individual's goals, needs and physical strengths and weaknesses we can reach the ultimate goal of becoming a better basketball team."

"Working closely with Rod Cardinal and the coaching staff we can most effectively and efficiently design a workout plan that best suits team and individual goals."

Early also uses a hands-on approach to strength and conditioning training to ensure that the student-athlete is doing the exercises correctly.

Early also emphasizes the mental preparation and focus of strength training requires and how it prepares the players for the battle of the game. One of the main goals of the strength training program is to prevent injury during the long and grueling Big Ten basketball season.

"It is a long season with a lot of games with each and every team gunning for the top team in the conference. The team

that is in the best shape, mentally and physically, will rise above the rest in March. And that's our goal, to win in March."



# BASKETBALL

## Strength and Conditioning

### DEVELOPING THE BIG MAN

	Freshman	Now
<b>Robert Archibald</b> <i>6-11 Senior Forward</i>		
Body Weight	215	255
Bench Press Max	185	295
<b>Damir Krupalija</b> <i>6-9 Senior Forward</i>		
Body Weight	215	235
Bench Press Max	200	330
<b>Brian Cook</b> <i>6-10 Junior Forward</i>		
Body Weight	230	245
Bench Press Max	180	250
<b>Nick Smith</b> <i>7-2 R-Freshman Center</i>		
Body Weight	220	240
Bench Press Max	150	200



### KEVIN EARLY

#### Strength and Conditioning Coach

Strength and conditioning coach Kevin Early begins his second year working with the Fighting Illini men's basketball program.

He implements the strength and conditioning program design and monitors the student-athlete's daily progress. Early is in his third year overall at Illinois, he came to the UI campus after stints at Iowa State and Arizona, where he worked with the men's basketball teams at both schools.

A native of Denver, Colo., Early graduated from Western State College of Colorado in 1997 with a bachelor's degree in kinesiology. He also played football three years for the Mountaineers, helping Western State to conference championships twice. Early earned his master's degree in exercise and sports science from Iowa State in 2000.


Early is a certified strength and conditioning specialist as well as a certified USA Weightlifting Level 1 Club Coach. He also is responsible for the strength and conditioning programs of the Illini volleyball, swimming and diving, and golf programs.

Early and his wife, Jessica, reside in Champaign.



# THIS IS ILLINOIS

## Big Time Competition



### SCHEDULING TOUGH OPPONENTS

As always, Illinois faces a challenging non-conference schedule, along with the always rigorous Big Ten grind. The Illini schedule was rated among the Top 5 in the nation last year.

The level of competition will be just as tough this season, with at least 16 games scheduled against NCAA Tournament teams from a year ago. The nonconference slate features the Las Vegas Invitational, which features Illinois, Georgia Tech, Iowa State, St. Louis, Penn, Southern Illinois, Hartford and Eastern Illinois. Other big games include Arizona at the America West Arena in Phoenix, Arkansas at the United Center in Chicago and the annual Braggin' Rights game against Missouri in St. Louis. The Illini also travel to Seton Hall in February.

Illinois also travels to Maryland to take on the Terrapins in the ACC/Big Ten Challenge.

The Big Ten schedule includes at least three ESPN "Super Tuesday" matchups, as well as at least three national appearances on CBS. The Big Ten Tournament is scheduled for March 7-10 at the Conseco Fieldhouse in Indianapolis.

**Last season the Illinois regular season schedule included match-ups with 16 NCAA Tournament teams, all four Final Four teams and three games against the two teams that would meet in the national championship game, two against national runner-up Arizona and one against national champion Duke.**





# BASKETBALL


## Big Time Competition



Brian Cook has competed for Team USA each of the past two summers, bringing home the gold from the Young Men-Under-22-Years World Championships this summer.

### TEAM USA

Over the last two seasons, two members of this year's Illinois basketball team, Cory Bradford and Brian Cook, competed for USA Basketball. Cook was named a member of the 2000 USA Young Men's World Championship Qualifying Team that took home a silver medal in Brazil last summer, and helped the US to a gold medal at the World Championships for Young Men in Japan this August. Frank Williams was a finalist for the team with Cook before having to withdraw because of injury. Williams and Cook were among only one other pair of collegiate teammates to make the finals.



Cory Bradford helped Jason Kidd and the rest of Team USA prepare for the Sydney 2000 Olympics last summer in Hawaii.

Bradford played for the United States Select Team in 2000, a group comprised of the nation's top collegiate players who were brought together to help the United States Senior National Team tune up for the Sydney Olympics. Bradford spent one week in Hawaii playing against the NBA's finest. He scored three points and collected three rebounds in 13 minutes of action against the Olympic "Dream Team."



# THIS IS ILLINOIS

## Community Service

### RED RIBBON CAMPAIGN

The message from the Illini is to, "Put the Slam on Drugs!" Illini Head Coach Bill Self and the team are honorary chairpersons for the Red Ribbon Campaign, a national week-long effort promoting a drug-free community. In addition to speaking to local elementary and middle school students on the dangers of drugs, Illinois also welcomed several groups of students to their practices. The Fighting Illini are in their fifth year as honorary chairpersons for the Red Ribbon Campaign.

### HOMETOWN HEROES

The University of Illinois Hometown Heroes program offers student-athletes the opportunity to speak to young people regarding a variety of messages including goal setting, the importance of getting a good education, staying away from drugs and being a role model. Throughout the year student-athletes from all 19 Illinois' varsity sports have an opportunity to make a difference in the lives of the youth of Urbana-Champaign through the Hometown Heroes program.



Jerrance Howard and Lucas Johnson (center) were two of the several student-athletes who joined members of the Hometown Heroes Kids Club at a football game last season.



Frank Williams showed up before a recent Illini football game to sign autographs for some lucky young fans.

# TAKE THE ANTI-DRUG CHALLENGE

## Red Ribbon Week October 22 - 28, 2001



" The University of Illinois Men's Basketball Program is proud to again be involved with the 2001 Red Ribbon Campaign in the Champaign-Urbana area. Everyone in our program is aware of the importance of educating young people about the dangers of drug and alcohol abuse. The Fighting Illini Men's Basketball Family cares about the young people in our community. You can show that you do too by wearing a red ribbon the week of October 22 - 28, 2001."

*-Bill Self,  
U of I Basketball Coach*

For more information please contact: Prairie Center Health Systems  
Prevention Department  
718 Killarney Street, Urbana IL 61801 \*(217) 328-4500



# BASKETBALL

## Champaign-Urbana

### CHAMPAIGN-URBANA IS KNOWN AS A BASKETBALL TOWN.

IT'S NO WONDER WHY.



After Damir Krupalija publicly commented that he'd do whatever it took, including putting up a billboard, to convince Frank Williams to return for his junior season, a local bank sponsored a billboard asking the All-American point guard to do just that. He did.

### WELCOMING HOME THE CHAMPS

Champaign-Urbana turned out in droves to greet the newly-crowned Big Ten Champions at the airport after Illinois clinched a share of the crown with a 67-59 win in Minnesota last March.



### PAINT THE HALL ORANGE

After Lucas Johnson challenged the Champaign-Urbana community to take their excitement about Illinois Basketball to another level, a local radio station sponsored 'Paint the Hall Orange' night - a promotion aimed at making the Assembly Hall a Sea of Orange for the showdown against Michigan State. They succeeded so well Cory Bradford commented after the 77-66 win that "The crowd was huge; it was the difference in the ballgame. All night we were just feeding off the orange."



# THIS IS ILLINOIS

## Ubben Basketball Complex

In October 1998, Illinois moved into the state-of-the-art Richard T. Ubben Basketball Complex on the campus of the University of Illinois. This \$5.5 million dollar facility is a direct result of the university's commitment to excellence in athletics. It houses not only a full-sized practice court, but its features include locker rooms for the coaches and players, a players lounge, video review room, training room and weight room. The 40,000-square-foot facility is home to everything the players need to make it through the day. After classes, players can spend time studying or using the computers in the video room. The locker room has lockers for each player and is adjacent to the players' lounge and video room.

When it's time to get taped before practice, the players just walk across the hall to the fully equipped training room which is located next to the practice court. In the area of strength and conditioning, the players have use of the weight room which has free weights, Nautilus equipment, treadmills and Stairmaster. The team utilizes both the weight room at the football stadium and at the Ubben Complex.

**Banners hang over the practice court for all returning lettermen.**



**The basketball players enjoy their own lockerroom and lounge in the Ubben Basketball facility.**



**There are a number of computers available to the basketball players in the video room at Ubben.**



# BASKETBALL

## Campus Life

The college experience for a student-athlete is meant to encompass everything from the educational experience inside the classroom, to the experiences associated with athletics, to the extracurricular activities. It is important to finish college as a well-rounded individual with a variety of experiences and at the University of Illinois the list of opportunities both in and out of the educational realm is endless.

Illinois offers first-rate residence halls with good food, as well as the nation's largest fraternity and sorority system, and independent housing options. Residence halls have 12 computer centers, accessible to residents 24 hours a day. Every University residence hall room has a computer outlet directly connected to the University's "backbone," enabling you to hook up your own computer to do your homework and class projects, and access e-mail and surf the



**Scott Hall is one of the dorms that houses Fighting Illini freshmen.**

Internet from your room. The Fighting Illini freshmen live in one of 22 residence halls on campus, while the upperclassmen share apartments off campus.

The Division of Intercollegiate Athletics fields 19 sports teams and student-athletes are very active in supporting all of the teams throughout the year. There is always an opportunity for a sporting event on campus, either on week nights or on weekends. Whether it is volleyball, football, soccer games in the fall, or going to watch the Fighting Illini women's basketball team or tennis team play, the men's basketball players have plenty of opportunity to enjoy watching their fellow student-athletes in action.

The Intramural-Physical Education Building is one of the largest complexes on any campus, with four gymnasiums, 23 handball/racquetball courts, weight and exercise equipment, indoor and outdoor pools, tennis courts and more. The UI has one of the most comprehensive intramural sports programs in the nation.

In addition to hosting the men's and women's basketball teams in action, the Assembly Hall has hosted concerts, circuses, ice shows, and Broadway musicals. Beautifully restored Foellinger Auditorium on the Quad also is home to concerts, films and speakers. The Krannert Center for the Performing Arts holds four theaters for plays, dance, and concerts by famed individuals and groups, such as the Chicago Symphony.

There are approximately 850 registered student organizations at the University of Illinois to meet the individual needs and desires of each student. Quad Day, during the first week of school, offers a chance for students to sample the various activities available to them through the numerous organizations on campus.

If your interests include activities such as movies, bowling, or golf, the Champaign-Urbana area can accommodate you. There are several movie theaters, including a 16-screen theater about five minutes from campus. The U of I Orange and Blue Golf Course is open seven days a week and is also just minutes away from campus.

Additionally, the Champaign-Urbana community offers a large number and variety of restaurant choices. With a population of 110,000 the area houses plenty of shopping opportunities and other big-city amenities while still retaining a Midwestern college-town atmosphere.

Founded in 1969, the African American Cultural Program provides a support system for students by advising, counseling, and offering programs that have an appeal to the students as well as the entire community. Some of the program efforts include recognition of Martin Luther King Holiday, Black History Month, Mom's Day programming and the Black Congratulatory program. The African American Cultural Center is located on the University of Illinois campus and hosts activities on a regular basis. Student workshops revolving around the cultural arts are in place throughout the school year and some are offered for course credit.



**Damir Krupalija stopped by Illinois Field to throw out the first pitch just prior to a recent Illini Baseball game.**



# THIS IS ILLINOIS

## FIGHTING ILLINI IN THE PROS

Illinois has made a name for itself in the professional ranks. Sixty-one players have been drafted and 35 Illini have seen playing time in the NBA. John Kerr, Wally Osterkorn, and Steve Kuberski all earned championship rings in the league. The list of Fighting Illini who are currently in the NBA includes Nick Anderson and Kendall Gill.



## ILLINI IN THE PRESEASON SPOTLIGHT

Each year the Illinois Basketball team is prominently featured in a number of preseason publications. Last year it was Cory Bradford on the cover of ESPN the Magazine and Brian Cook being named the Big Ten's "Best Future Pro" in Sports Illustrated. This year it's All-American Frank Williams adorning the cover of a number of preseason publications.



## Illinois in the AP Rankings

The University of Illinois has been ranked in the Associated Press Top 25 in 37 of the 52 years the poll has been in existence. That ranks 9th all-time among teams in Division I basketball.

### Most Years Ranked

1.	Kentucky	50
2.	UCLA	48
3.	Indiana	45
4.	North Carolina	44
	Kansas	44
6.	Louisville	43
7.	Duke	40
8.	St. John's	38
9.	ILLINOIS	37
10.	North Carolina State	33



Last year's Big Ten Champs were the latest of 37 Illinois teams to be ranked by the AP. The 2000-01 Illini achieved a high ranking of No. 3 the week of Feb. 19.



# BASKETBALL

## Illinois Tradition

### BIG TEN CHAMPIONSHIPS

Illinois has won 14 Big Ten Championships, including two shared titles in the last four seasons. Here is a list of the number of Big Ten Titles each school has won:

1. Purdue 21
2. Indiana 19
3. Ohio State 16
4. Illinois 14
- Wisconsin 14
6. Michigan 12
7. Michigan State 10
- Minnesota 9
9. Iowa 8
10. Northwestern 2
11. Penn State

#### All-Time Winningest Big Ten Teams by Percentage:

1. Indiana 1494-800/.652
2. Purdue 1444-795/.645
3. ILLINOIS 1406-780/.643
4. Michigan 1230-810/.603
5. Iowa 1323-892/.597
6. Ohio State 1334-929/.590
7. Penn State 1221-867/.585
8. Minnesota 1311-955-4/.579
9. Michigan State 1231-903/.577
10. Wisconsin 1172-1035/.531
11. Northwestern 811-1228-1/.398

\* Illinois ranks in the Top 20 nationally for overall wins.

#### ALL-TIME BIG TEN STANDINGS

Team (started Big Ten play)	Wins	Losses	Pct.	Years	Games
Indiana (1905).....	772	523	.596	94a	1295
Purdue (1905).....	785	544	.592	96	1329
ILLINOIS (1905).....	773	573	.574	96	1346
Michigan (1917).....	639	571	.528	84	1210
Michigan State (1950)....	430	388	.527	50	818
Ohio State (1912).....	647	611	.514	89	1258
Iowa (1908).....	636	617	.508	89b	1253
Minnesota (1905).....	641	696	.479	94	1337
Wisconsin (1905).....	593	751	.441	96	1344
Penn State (1993).....	57	97	.370	9	154
Chicago (1905).....	168	296	.362	40c	464
Northwestern (1908).....	411	885	.317	93	1296

a - missed 1906-07 season;

b - missed 1907-08 season;

c - Missed 1944-45 season, dropped out of conference after 1945-46 season.



# THIS IS ILLINOIS

## Illinois Basketball Tradition

### MR. BASKETBALL

The Fighting Illini have landed three of the state's last five Mr. Basketball honorees. Sergio McClain, the 1997 winner, started the trend when he signed with the Illini and teammate Frank Williams, the 1998 winner, followed suit. Brian Cook, the 1999 honoree from Lincoln High School, is the most recent addition to the team. Illinois was the first school to have three of the state's Mr. Basketballs on the roster at the same time.

1999—Brian Cook

- Lincoln Ill., Lincoln HS

1998—Frank Williams

- Peoria Ill., Manual HS

1997—Sergio McClain

- Peoria Ill., Manual HS

1994—Jarrod Gee

- Chicago Ill., St. Martin de Porres HS

1989—Deon Thomas

- Chicago Ill., Simeon HS

1987—Marcus Liberty

- Chicago Ill., Martin Luther King HS

1986—Nick Anderson

- Chicago Ill., Simeon HS

### THE 80'S BELONG TO THE ILLINI

Illinois was the 14th winningest program in the nation in the 1980's, posting a record of 233-90 (.721). Illinois enjoyed nine 20-win seasons and finished in the top four of the Big Ten eight times. The Illini also made eight NCAA tournament appearances during the decade, winning 11 tournament games. The success culminated in 1989, when the "Flyin' Illini" went 31-5, earned a No. 1 seed in the Midwest Region and advanced to the Final Four.



Nick Anderson and Lou Henson meet with the media during the 1989 NCAA Tournament.

### MCDONALD'S ALL-AMERICANS

Illinois' McDonald's All-Americans

Illinois has signed 11 McDonald's High School All-Americans, which stands 11th among all NCAA schools. This year's squad includes two, forward Brian Cook and guard Frank Williams.

Here is a list of McDonald's All-Americans who have chosen Illinois:

- 1980—Derek Harper  
West Palm Beach, Fla.  
North Shore HS
- 1982—Bruce Douglas  
Quincy, Ill.  
Quincy HS
- 1982—Efreem Winters  
Chicago, Ill., Martin Luther King HS

- 1985—Lowell Hamilton  
Chicago Ill.,  
Providence St. Mel HS
- 1986—Nick Anderson  
Chicago, Ill.  
Simeon HS
- 1987—Marcus Liberty  
Chicago, Ill., Martin Luther King HS
- 1989—Deon Thomas  
Chicago, Ill.  
Simeon HS

- 1992—Richard Keene  
Collinsville, Ill.  
Collinsville HS
- 1997—Marcus Griffin  
Peoria, Ill.  
Manual HS
- 1998—Frank Williams  
Peoria, Ill.  
Manual HS
- 1999—Brian Cook  
Lincoln, Ill.  
Lincoln HS

1. North Carolina 42
2. Duke 32
3. Kentucky 24
4. UCLA 21
5. Kansas 21
6. Michigan 16
7. Indiana 14
8. Louisville 14
9. Maryland 12
10. Georgia Tech 12
11. ILLINOIS 11
12. St. John's 11



Frank Williams, 1998



Marcus Griffin with John Wooden, 1997



Brian Cook, 1999





# BASKETBALL

## Illinois Basketball Tradition

### ORANGE KRUSH

**"The votes have all been gathered and counted, and we have tabbed the Orange Krush - the rabid group of orange-shirted Illinois students - for our Fans-of-the-Year award for 2000."**


**-Rob Meich, CBS Sportsline.com**

Orange Krush is a student-run cheering section of dedicated Illini students who love basketball. Krush membership has risen dramatically to well over 500 screaming Illinois students sitting courtside, supporting Head Coach Bill Self and the Illinois men's basketball team. Last season Rob Meich CBS Sportsline.com has this to say about the group: "The votes have all been gathered and counted, and we have tabbed the Orange Krush - the rabid group of orange shirted Illinois students - for our fans-of-the-year award for 2000." When Bill Self was asked about Krush he said, "Krush is truly the sixth man on our team and plays a huge role in giving us the home court advantage." Krush has an even greater impact off the court with the Orange Krush

Foundation. Founded in 1998, the Orange Krush Foundation (formerly Team Krush Foundation) is a University of Illinois student-run Foundation intent on improving the quality of life for the youth and young adults of the Champaign-Urbana and campus community by providing financial support and contributing community service to area not-for-profit organizations.

Since the inception of Orange Krush Foundation three years ago, Krush members have raised over \$200,000 while involving hundreds of students and over 6,000 donors from 33 different states, as well as Canada, Europe and Australia. The Orange Krush

Foundation is almost entirely student-run and has donated funds to 24 worthy causes including Crisis Nursery, Habitat for Humanity, Journey and the Reading Group. In addition, the Team Krush Matthew Heldman Memorial Scholarship Fund has been created, which endows a basketball scholarship to honor the late point guard from Illinois' 1997-98 Big Ten Championship Team, who was tragically killed in an automobile accident. Visit [www.illinipride.com](http://www.illinipride.com) if you would like to view a list of all charities that have benefited from the Orange Krush Foundation and how each group has utilized their donation.



# THIS IS ILLINOIS

## Illini Spirit



## CHIEF ILLINIWEKS

Here are the names of the individuals who have portrayed Chief Illiniwek:

1. Lester G. Leutwiler, Urbana 1926, 1927, 1928
2. A. Webber Borchers, Decatur 1929, 1930
3. William A. Newton, Chicago 1931, 1932, 1933, 1934
4. Edward C. Kalb, Springfield 1935, 1936, 1937, 1938
5. John Grable, Overland, Mo. 1939, 1940
6. Glen Holthaus, St. Louis, Mo. 1941, 1942
7. Idelle Stitch, Fairfax, Okla. 1943 (Princess Illiniwek)
8. Kenneth Hanks, Raymond, 1944
9. Robert Bitzer, Collinsville 1945, 1946
10. Robert Bischoff, St. Louis, Mo. 1947
11. James A. Down, East St. Louis 1948, 1949, 1950
12. William G. Hug, Park Ridge 1951, 1952
13. Gaylord Spotts, Jacksonville 1953, 1954, 1955
14. Ronald S. Kaiser, Clayton, Mo. 1956
15. John W. Forsyth, Olney 1957, 1958, 1959
16. Ben Forsyth, Olney 1960, 1961, 1962, 1963
17. Fred Cash, Urbana 1964, 1965
18. Rick Legue, Champaign 1966, 1967
19. Gary Simpson, Fairfield 1968, 1969
20. John Bitzer, Shelbyville 1970, 1971, 1972, 1973
21. Mike Gonzalez, Jacksonville 1974, 1975, 1976
22. Matt Gawne, Oak Park 1977, 1978, 1979
23. Pete Matzek, Berwyn 1980
24. Scott Christensen, Bloomington 1981, 1982, 1983
25. William Forsyth, Springfield 1984, 1985
26. Michael Rose, Tulsa, Okla. 1986, 1987
27. Tom Livingston, LaGrange 1988, 1989
28. Kurt Gruben, Rochelle 1990, 1991
29. Steve Raquel, Champaign 1992
30. Jeff Beckham, Bourbonnais 1993
31. John Creech, London, Ky. 1994, 1995
32. Scott Brakenridge, W. Springs, Ill. 1996, 1997
33. John Madigan, Philo, Ill. 1998, 1999, 2000
34. Matt Veronic, South Holland, Ill. 2001

One of the most dramatic and dignified traditions in college athletics is the performance of Chief Illiniwek at the University of Illinois. Since 1926, this symbol has stirred pride and respect in audiences at Memorial Stadium, the Assembly Hall and Huff Hall.

Illiniwek (pronounced "ill-EYE-nih-wek") was the name of the loose confederation of Algonquin tribes that once lived in the region. The French changed the ending to "ois" in naming what became the state of Illinois. Illiniwek means "they are men" and former Illinois football coach Robert Zuppke is believed to have suggested calling the UI symbol Chief Illiniwek.

In 1926, Assistant Band Director Ray Dvorak conceived the idea of performing an American Indian dance during halftime of the Illinois vs. Pennsylvania football game in Philadelphia. Lester Leutwiler, a student interested in Indian lore, was chosen for the role. Leutwiler's performance, done in a homemade costume, was received so well that he was asked to continue his dance through the 1928 season.

Webber Borchers, the second Chief Illiniwek, was the first to appear in authentic American Indian regalia. He initiated a campaign to raise money to replace his homemade outfit with an authentic one, but with the Depression on, he received just \$15 dollars. However, a Champaign merchant stepped in to fund the rest and Borchers was off.

He recalled: "In the summer of 1930, I went, at my own expense, to the Pine Ridge reservation in South Dakota. I hitchhiked out, called an Indian agent and explained my mission. He and an Indian trader called in an older Sioux woman. She and two younger women made the suit."

On Nov. 8, 1930, in New York's Yankee Stadium, Illinois faced Army in the seventh game of the season. It was there that Borchers made the first appearance of Chief Illiniwek in that outfit. Since then, five different authentic outfits have been used by Chief Illiniwek. The one used in performances now was purchased in 1983 from Sioux Chief Frank Fools Crow, and is topped by a headdress of turkey feathers.

This year marks the 75th anniversary of Chief Illiniwek.



**HAIL TO THE ORANGE  
HAIL TO THE BLUE  
HAIL ALMA MATER,  
EVER SO TRUE.  
WE LOVE NO OTHER,  
SO LET OUR MOTTO BE  
VICTORY, ILLINOIS, VARSITY.**

### **ILLINOIS LOYALTY**

---

We're loyal to you Illinois  
We're "Orange and Blue," Illinois  
We'll back you to stand  
'gainst the best in the land  
For we know you have sand,  
Illinois  
Rah! Rah!  
So crack out the ball Illinois  
We're backing you all Illinois  
Our team is the fame protector;  
On boys, for we expect a  
Victory from you Illinois  
Chehee, Cheha, Cheha-ha-ha  
Go Illini Go  
Illinois, Illinois, Illinois  
Fling out that dear old flag of  
Orange and Blue  
Lead on your sons and daughters,  
Fighting for you;  
Like men of old, on giants  
Placing reliance, shouting defiance  
Oskee-wow-wow!  
Amid the broad green plains  
That nourish our land,  
For honest labor and for learning we stand,  
And unto thee we pledge our heart and hand,  
Dear Alma Mater, Illinois

### **OSKEE-WOW-WOW**

---

Old Princeton yells her tiger  
Wisconsin her varsity  
And they give the same old Rah!  
Rah! Rah!  
At each university  
But the yell that always thrills me,  
And fills my heart with joy,  
Is the good old Oskee-wow-wow,  
That they yell at Illinois  
Chorus  
Oskee-wow-wow, Illinois  
Our eyes are all on you  
Oskee-wow-wow, Illinois  
Wave your Orange and Blue, Rah! Rah!  
When your team trots out before you  
Ev'ry man stand up and yell  
Back the team to gain a victory  
Oskee-wow-wow, Illinois

### **MARCH OF THE ILLINI**

---

We are marching for dear old Illini  
For the men who are fighting for you  
Here's a cheer for our dear Alma Mater  
May our love for her ever be true  
While we're marching along life's pathways,  
May the Spirit of old Illinois  
Keep us marching and singing  
In true Illini spirit  
For our dear old Illinois



# THIS IS ILLINOIS

## University of Illinois

Since its founding in 1867, the University of Illinois at Urbana-Champaign has earned a reputation of international stature. Its distinguished faculty, outstanding resources, breadth of academic programs and research disciplines, and talented and diverse student body constitute an educational community ideally suited for teaching and research.

Located in east central Illinois in the twin cities of Urbana and Champaign (population 110,000), the University of Illinois at Urbana-Champaign is the state's flagship public university.

### STUDENTS

The University has a fundamental commitment to undergraduate education. More than 26,000 undergraduate students are enrolled in nine undergraduate divisions, which together offer some 4,000 courses in more than 150 fields of study.

The divisions are: the College of Agricultural, Consumer and Environmental Sciences; College of Applied Life Studies; College of Communications; College of Commerce and Business Administration; College of Education; College of Engineering; College of Fine and Applied Arts; College of Liberal Arts and Sciences and the Institute of Aviation.

Undergraduate admission is highly selective. In a recent freshman class, the average student was in the top 10 percent of his or her high school graduating class and scored in the top 10 percent of those taking the national college entrance examination. Approximately 9,000 graduate and professional students are enrolled in more than 100 disciplines. Many of these programs rank in the top 10 in the country, making Illinois among the nation's top 20 universi-



The Quad is the center of activity on campus.

ties that grant doctoral degrees, according to the National Research Council.

### WORLD-CLASS FACULTY

Many faculty have been recognized for exceptional scholarship with memberships in the American Academy of Arts and Sciences, the National Academy of Sciences, and the National Academy of Engineering; with the National Medal of Science; as National Science Foundation Young Investigators; and by such organizations as the National Endowment for the Humanities, Guggenheim Memorial Foundation, National Academy of Education, and the Alfred P. Sloan Foundation. At Illinois, research has a home in libraries, laboratories and classrooms, where it provides a real-life context for teaching and learning.

### COMPUTING

A leader in supercomputing applications, the University is home of NCSA (National Center for Supercomputing Applications) where Mosaic web browsing software was first developed. Since first released in 1993, Mosaic has spawned exponential growth in the use of the World Wide Web. NCSA staff have also been instrumental in promoting World Wide Web access at the White House and in the city of Chicago. There are 23,000 network connections on campus for students, faculty and staff.

### RESEARCH

Students and scholars find the University an ideal place to conduct cross-disciplinary research. The most visible example of the University's commitment to such study is the Beckman Institute for Advanced Science and Technology, where research groups from nearly two dozen disciplines work within and across the following three main research themes: biological intelligence, human-computer intelligent interac-

tion and molecular and electronic nanostructures. The special atmosphere at the Beckman Institute made possible the collaboration between two researchers that led to the invention of a technique to extend by a factor of 50 the life of silicon chips, a development that has caught the interest of the world's major chip manufacturers.

### UNIVERSITY LIBRARY

Academic resources on the campus are among the world's finest. The University Library is the third largest academic collection in the nation, housing more than 15.9 million items in the main library and in the more than 40 departmental libraries and units. Only Harvard and Yale have larger collections. The library's computerized cataloging system was the first in the world to serve as the primary access to a large academic library. Users have worldwide access to the collections through the Internet, with more than a million patrons logging on each week.

### THE ARTS

A major center for the arts, the campus attracts dozens of nationally and internationally renowned artists each year to its widely acclaimed Krannert Center for the Performing Arts. Designed by alumnus Max Abramovitz, an architect of New York City's Lincoln Center, the facility has four indoor theaters and an outdoor amphitheater. Together, they host more than 300 performances each year. The University also supports



# BASKETBALL

## University of Illinois

three major museums: the Krannert Art Museum and Kinkead Pavilion, the World Heritage Museum and the Museum of Natural History. Other major facilities include the multipurpose Assembly Hall (16,000 seats), which hosts concerts, convocations, theater and sporting events.

### **PARTNERSHIP ILLINOIS**

Also integral to the University's mission is a commitment to partnerships with many sectors of Illinois business and industry. Each year more than 60,000 Illinois residents participate in scores of conferences, institutes, credit and non-credit courses and workshops presented on campus and statewide. University-sponsored programs in both urban and rural areas of the state bring University faculty to the citizens of Illinois to share their expertise in food industries, health, K-12 education, technology transfer and economic development, to name a few.

Cooperative Extension Service offices throughout Illinois serve nearly one million people annually. The Institute for Competitive Manufacturing has succeeded in solving business and manufacturing problems in hundreds of Illinois firms by matching student project teams with businesses in need.

### **OUR GRADUATES SUCCEED**

Freshman retention and overall graduation rates are well above the national averages. Typically, approximately 90 percent of freshmen return for their sophomore year. The graduation rate for students who enter the university on a full-time basis is approximately 80 percent. The national average for four-year schools is approximately 50 percent. Each year, more than 400 graduates are accepted to law school. Medical school admissions are also impressive with more than 200 students admitted each year.



Illinois' most recent graduates wait in long lines to have their picture taken at the Alma Mater on Graduation Day.

### **DID YOU KNOW . . .**

- **ILLINOIS OWNS THE LARGEST PUBLIC UNIVERSITY LIBRARY:** The University of ILLINOIS library has the largest public university collection in the world.
- **ILLINOIS GRADUATES FIND JOBS:** More than 90% of seniors seeking employment obtain positions within eight months of graduation from the University of ILLINOIS.
- **ILLINOIS GRADUATES MOVE ON TO MEDICAL AND LAW SCHOOL:** Each year, more than 200 University of ILLINOIS graduates are accepted to medical school and more than 400 are accepted to law school.
- **ILLINOIS GIVEN FIVE-STAR RANKING:** The 2001 Fiske Guide to Colleges says ILLINOIS "offers a multitude of opportunities not available elsewhere. ILLINOIS has eight undergraduate colleges and more than 150 undergraduate programs."
- **MONEY MAGAZINE LISTS ILLINOIS AS A GREAT BUY:** Money magazine's 1999 guide to colleges ranks ILLINOIS 21st in a list of the top 100 schools providing the best education for the money.
- **# 1 ACCOUNTING SCHOOL IN THE NATION:** The University of ILLINOIS undergraduate accounting program was ranked No. 1 in the nation in a 2000 Public Accounting Report survey of college accounting professors and department heads.
- **# 1 ADVERTISING SCHOOL IN THE NATION:** The University of ILLINOIS undergraduate advertising program was selected No. 1 in the nation in a recent poll of advertising educators, who ranked the nation's 84 advertising programs.
- **U.S. NEWS & WORLD REPORT TABS ILLINOIS TOPS:** In the 2001 U.S. News & World Report rankings of college education, the University of ILLINOIS accounting department undergraduate program was selected as the No. 1 program in the country with the graduate accounting program rated third best in the nation.
- **U.S. NEWS & WORLD REPORT TABS ILLINI BUSINESS SCHOOL AMONG NATION'S TOP 5:** According to rankings in the U.S. News & World report, the University of ILLINOIS College of Commerce and Business Administration is ranked No. 5 in undergraduate business education.
- **DOW JONES NEWSPAPER FUND LAUDS ILLINOIS JOURNALISM:** The Dow Jones Newspaper Fund lists the University of ILLINOIS among an elite group of seven universities, known as the "journalism ivys."



# THIS IS ILLINOIS

## Winning Programs

### YEAR IN AND YEAR OUT, THE UNIVERSITY OF ILLINOIS FIELDS SOME OF THE MOST COMPETITIVE TEAMS IN THE BIG TEN CONFERENCE - AND THE NATION AS WELL.

#### BASEBALL

- Illinois reached the postseason for the sixth-consecutive year, the longest current streak of any team in the Big Ten.
- Illinois crowned its third Big Ten Pitcher of the Year in the past four seasons as junior ace Andy Dickinson (11-1) led the Big Ten in wins, innings pitched, strikeouts, complete games and starts and was among the top five in ERA.
- Head Coach Itch Jones became only the 17th coach in Division I history to win 1,100 games with a 4-3 win over West Virginia at the beginning of March at a tournament in Louisville.

#### MEN'S BASKETBALL

- Men's basketball won the Big Ten Championship with a 27-8 overall record, the second Big Ten title in four years and the second-most wins in school history.
- The Illini earned a No. 1 seed in the NCAA Tournament for the second time in school history.
- Illinois advanced to the Elite Eight of the NCAA Tournament, and defeated three of the four teams in the Final Four.
- Bill Self became the first coach to lead two different schools to the Elite Eight in consecutive seasons.
- Frank Williams was named Big Ten Player of the Year and was on several All-America teams.
- Cory Bradford set an NCAA record by making a three-point field goal in 88 consecutive games.

#### WOMEN'S BASKETBALL

- Ended Auburn's (ranked No. 9 at the time) 55-game home court win streak against non-conference opponents with a 73-56 win on CBS National TV the week after winning the inaugural Braggins' Rights game with Missouri.
- Finished with a winning Big Ten record for the fifth-straight year. Only one other team, NCAA runner-up Purdue, can boast that claim.
- Reached postseason play for the fifth straight year, advancing to the second round of the WNIT.
- Upset third-seed Wisconsin to reach the semifinals of the Big Ten Tournament.

#### MEN'S CROSS COUNTRY

- Illinois finished 10th out of 23 teams at the NCAA Midwest Regional Championships.
- Senior Ryan Eason was Illinois' top runner in three of five meets, including its top scoring runner at the Big Ten Championships.

#### WOMEN'S CROSS COUNTRY

- Illinois finished fifth out of 23 teams at the NCAA Midwest Regional Championships and just missed an at-large bid to the national meet.

- Illinois had three runners earn All-Region honors in the 6-K race: sophomore Amber Hunt, who finished 14th in a time of 21:24, freshman Breanna Wabick, who placed 18th with a time of 21:30, and sophomore Cecelia Williams, who was 24th with a time of 21:38.
- Illinois finished fourth at the Big Ten Championships, its highest finish at the conference meet since 1994.
- Two runners earned All-Big Ten honors as Williams was named to the first team and Hunt earned second-team honors.

#### FOOTBALL

- For the second-straight season the Illinois football team went undefeated in non-conference play, including wins at San Diego State (49-13) and over California (17-15)
- The Illini were ranked as high as 17th in the ESPN/Coaches Poll after a 3-0 start to the season. The squad opened the season ranked No. 21.
- Senior defensive end Fred Wakefield earned first-team All-Big Ten honors, while offensive tackle Marques Sullivan and offensive guard Ray Redziniak were named to the second team for the second straight year.

#### MEN'S GOLF

- Illinois recorded two fourth-place finishes, including in the 24-team Falcon-Cross Creek Invitational and the 24-team El Diabolo Intercollegiate.
- Sophomore Geoff Lound shot a 5-under par 66 in the final round of the Marshall Invitational which tied him for the third-best individual 18-hole score in school history.

#### WOMEN'S GOLF

- Set a school record with a team total of 297 in the first round of the University of Arkansas-Little Rock Lady Trojan Invitational becoming the first Illinois team to break 300 in a round of 18 holes.
- Illinois also shattered the school record for a 54-hole tournament with a total of 901 at the UALR Invite.

#### MEN'S GYMNASTICS

- For the second-straight year the Illini qualified for the NCAA Championships and placed eighth overall. The team qualified eight individuals for event semifinals and two individuals for event finals.
- Senior Leo Oka earned All-America honors after placing sixth in the all-around for the second-straight year. He also took seventh on the still rings in the event finals. Senior Linh Hoang was an All-American on rings.
- Illinois was ranked as high as No. 2 in the nation and spent most of the season ranked fourth according to the GYMINFO/NCAA Rankings.



# BASKETBALL

## Winning Programs

### WOMEN'S GYMNASTICS

- Recorded the highest team score in school history, a 196.150, in front of a Huff Hall crowd against Iowa.
- Set school records with team scores of 49.225 on the uneven bars (vs. Penn State), 49.150 on the balance beam (vs. Ohio State) and 49.450 on the floor exercise (at the Illinois State Meet).
- Had two athletes qualify for the NCAA Region 3 Championships.

### SOCCER

- Set the school record for most wins in a season (14), most Big Ten wins (6) and highest place in the conference (4th).
- Illinois earned the first bid to the NCAA Tournament in school history, advancing to the second round after defeating Xavier, 2-0, in the first round.
- The Illini sent Big Ten champion Penn State to overtime twice, losing 2-1 in the Big Ten semifinals in triple overtime (hosted by Illinois) and 1-0 in the second round of the NCAA Tournament.
- Illinois posted nine shutouts and allowed just 23 goals in 22 games.

### SOFTBALL

- Reached the semifinals of the prestigious Buzz Classic. The tournament success led to 44 wins, the most by a Big Ten team in 2001.
- Held a 4-1 record against ranked teams, including a doubleheader sweep of No. 12 Iowa
- Placed fourth in the Big Ten and posted the most wins of any Big Ten first year program (49).

### SWIMMING & DIVING

- Senior Anna Christiansen became the first Illinois women's swimmer ever to earn All-Big Ten honors. She earned an at-large berth with finishes of third, fourth and fifth place at the Big Ten Championships.
- For the first time in school history, two swimmers earned All-America honors. Junior Jessica Aveyard earned first-team accolades for the second straight year and Anna Christiansen was an honorable-mention selection.
- Junior Jessica Aveyard became the first Illinois swimmer to make the U.S. National team as she competed at the FINA World Swimming Championships this summer.

### MEN'S TENNIS

- Won its fifth-consecutive Big Ten Championship with its fifth undefeated conference campaign in a row (despite playing with three freshmen in the starting lineup).
- Had the nation's second-ranked doubles team, Graydon Oliver and Amer Delic.
- Ranked as high as eighth in the nation as a team.
- Entered the Big Ten Tournament with a streak of 55-straight victories in Big Ten play.
- Advanced to the NCAA Tournament

### WOMEN'S TENNIS

- Illinois took second in the Big Ten with a 9-1 record - its best conference finish ever.
- Ranked as high as 23rd nationally this year.

- Against a schedule that included matches against seven Top-25 teams, Illinois' winning percentage of .714 (15-6 regular season record) was its best since 1975, the first year of the program, when the team went 6-0.
- Advanced to the NCAA Tournament for the second straight year.

### MEN'S TRACK & FIELD

- Junior Jason Van Swol earned All-America honors for the first time in his career after placing 8th in the 800 meters at the NCAA Indoor Championships.
- Van Swol won the Big Ten Championship in the 800 meters for the third time in three tries, running a time of 1:48.76 in the final. He is the first athlete in school history to win three consecutive conference titles in the indoor half-mile.
- Senior Babatunde Ridley capped off his brilliant Illini career by winning the Big Ten Championship in the 60-meter dash. He tied the Big Ten and Illinois school record in the 60m with a time of 6.74 seconds. Ridley also broke the school record in the 200-meter dash, clocking 21.20 seconds.

### WOMEN'S TRACK AND FIELD

- Perdita Felicien was the national runner-up in the 60-meter hurdles, finishing second at the NCAA Indoor Championships. During the NCAA preliminaries, Felicien ran a personal best time of 7.99 seconds, a school record and the fastest recorded time by a freshman in NCAA history.
- Felicien was named Big Ten Indoor Freshman of the Year after placing second in the 60-meter hurdles at the Big Ten Championships.
- Felicien was ranked #1 in the nation and #2 in the world in the 100-meter hurdles with an automatic time of 12.95 seconds. Freshman Susanna Kallur also has automatically qualified in the 100m hurdles with a time of 13.09 seconds, ranking fifth in the NCAA and 10th in the world.

### VOLLEYBALL

- Betsy Spicer was named to the AVCA Mideast All-Region team and was a unanimous First-Team All-Big Ten selection.
- Spicer led the Big Ten and ranked seventh in the nation in attack percentage, hitting .398 on the season. She made her way into the Illinois record books in a number of areas, finishing her career ranked fifth all-time in attack percentage (.348), sixth all-time in kills (1,245), and sixth all-time in blocks (456).

### WRESTLING

- Illinois recorded its highest finish at the NCAA Championships, placing sixth overall. For the second time under head coach Mark Johnson, the Illini crowned two national champions, Adam Tirapelle (149 pounds) and John Lockhart (hwt) at the 2001 NCAA Wrestling Championships. Matt Lackey (165 pounds) and Pat Quirk (197 pounds) also earned All-American honors.
- The Illini recorded its highest finish at the Big Ten Championships since 1958, taking second place behind eventual national-champion Minnesota. The squad also qualified nine wrestlers for the NCAA Championships.
- Senior and three-time All-American Adam Tirapelle set the Illinois school records for career wins with 127 and career pins with 33.



# THIS IS ILLINOIS

## Notable Alumni




**Dick Butkus**  
Pro Football  
Hall of Famer



**Jerry Colangelo**  
President & CEO of the  
Phoenix Suns and  
Arizona Diamondbacks



**Roger Ebert**  
Pulitzer Prize-  
Winning Film Critic



**Harold "Red"  
Grange**  
Football legend  
(deceased)

Max Abramovitz – Architect/ Assembly Hall  
**John B. Anderson** - 1980 Presidential candidate  
**Mark Andressen** – Programmer of Netscape internet browser  
**Nelson Algren** – Chicago writer (deceased)  
**Albert Babb** – Pioneer in hemodialysis  
**Barbara Bain** – Actor  
**Arnold Beckman** – Founder/chairman emeritus of Beckman Instruments  
**Lou Boudreau** – Professional Baseball Hall of Famer (deceased)  
**Charles Bowsher** – U.S. Comptroller General  
**James Brady** – Press secretary during Reagan Administration; wounded during Reagan assassination attempt; namesake of the Brady Bill on handgun control  
**DeeDee Bridgewater** – Grammy nominated jazz vocalist

**Nancy Brinker** – Breast Cancer Foundation  
**Dee Brown** – Author of "Bury My Heart at Wounded Knee"  
**Hal Bruno Jr.** – Retired director of political coverage for ABC News  
**James Cantalupo** – Chairman and CEO of McDonald's Corp.  
**Shou-Po Chao** – Secretary General of Taiwan  
**Steven Chen** – Computer designer  
**John Coleman** – Founder of the Weather Channel  
**Michael Colgrass Jr.** – Composer, 1978 Pulitzer Prize-winner in Music  
**John Darling** – Chancellor, Louisiana State University  
**Andrew Davis** – Film director/producer ("The Fugitive," "Under Siege")  
**Ollie Watts Davis** – Opera Singer  
**Dorothy Day** – Founder of the Catholic Worker Movement (deceased)

**Eugene Dorsey** – Chair, Independent Sector  
**Jean Driscoll** – Wheelchair athlete; Eight-time winner of the Boston Marathon  
**Dwight "Dike" Eddleman** – Olympic high jumper (deceased)  
**Lee Falk** – Cartoonist (The Phantom, Mandrake the Magician) (deceased)  
**Michael Filerman** – TV producer  
**George M.C. Fisher** – CEO of Eastman Kodak  
**Dan Fogelberg** – (Attended) Composer and recording artist  
**Rich Frank** – former President of Disney Studios  
**Steve Friedman** – TV producer, director  
**Dale Gardner** – Astronaut  
**Bill Geist** – Journalist on "CBS Sunday Morning"  
**John Georges** – CEO of International Paper Co.  
**Thornton Gilchrest** – President, National Safety Council

**S. Malcolm Gillis** – President, Rice University  
**Richard Greenberg** – Film maker  
**Jerry Hadley** – Opera star  
**George Halas** – Founder of Chicago Bears (deceased)  
**Leanne Harvey** – General Manager, New Orleans Zephyrs  
**Eric Halverson** – Opera star, bass  
**Hugh Hefner** – Founder of Playboy  
**Sharon Hendrick** – Wheelchair track Olympian  
**Sue Ann Huseman** – President, Monmouth College  
**Billy Morrow Jackson** - Painter  
**Jesse Jackson Jr.** – (Attended) Politician  
**Donald Johanson** – Anthropologist, discoverer of oldest known hominid, "Lucy"  
**Arte Johnson** – "Laugh-In" television personality





# BASKETBALL

## Notable Alumni



**Nicole Hollander**  
Cartoonist  
(Sylvia)



**Mannie Jackson**  
Former Pro Basketball  
player, Owner of  
Harlem Globetrotters



**Ang Lee**  
Film Director  
("Crouching Tiger,  
Hidden Dragon")



**Nancy Thies**  
Olympic gymnast,  
sportscaster

**Robert Johnson** – CEO of  
Black Entertainment  
Television

**Katherine Kendall** –  
United Nations Social  
Affairs Director

**Charla Krupp** – Editor,  
Glamour magazine

**Naomi Lynn** –  
Chancellor, University of  
Illinois-Springfield

**Jack Mabley** – Newspaper  
columnist

**Carol Marine** –  
Television

journalist/anchor

**Lynn Martin** – Secretary  
of Labor during the Bush  
Administration

**Fred Marx** – Co-director  
and editor of "Hoop  
Dreams"

**Mary Elizabeth**

**Mastrantonio** – Actress

**Jim McNeely** – Grammy  
nominated jazz pianist

**Erie Mills** – Opera star

**Bobby Mitchell** –  
Professional Football Hall  
of Famer

**Tom Murphy** – Retired  
chairman of General  
Motors

**Scott Mutter** –

Artist/Photographer

**Steve Nagel** – Retired  
astronaut

**Malden Nesheim** –  
Provost, Cornell  
University

**Ray Nitschke** –  
Professional Football Hall  
of Famer (deceased)

**Robert Novak** –  
Columnist and CNN  
political commentator

**Jerry Orbach** – Actor

**Peter Palmer** – Actor,  
singer (Broadway)

**Francine "Penny"  
Patterson** – Taught Koko  
the gorilla to communi-  
cate through Sign

Language

**Greg Philbin** – Member  
of the band REO

Speedwagon

**Ron Popeil** – Ronco (Veg-  
o-matic)

**Fidel Ramos** – Former  
President of the

Philippines

**James "Scotty" Reston** –  
Pulitzer Prize-winning  
journalist (deceased)

**Bobby Richards** –  
Olympic pole vaulter

**Stephen Sample** –  
President, USC

**E. Roger Sayers** –  
President, University of  
Alabama

**Gerald Schoenfeld** –  
Shubert Organization

**Gene Shalit** – "NBC  
Today Show" film critic

**Albert Shanker** –  
American Federation of  
Teachers (deceased)

**Shel Silverstein** - attended  
– author and songwriter

**Roger Simon** –  
Syndicated columnist for  
the Baltimore Sun

**Sam Skinner** – Secretary  
of Transportation; Chief  
of Staff during the Bush  
Administration

**Ralph Snodsmith** – TV  
gardening guide

**Godfrey Sperling Jr.** –  
Syndicated columnist for  
the Christian Science

Monitor

**Dennis Swanson** –  
Former president of ABC  
Sports

**Joe Tanner** – Astronaut

**Barbara Ann Teer** –  
Founder & CEO of

National Black Theater

**Nancy Thies** – Olympic  
gymnast, sportscaster

**Lynne Thigpen** – Tony  
Award-winning actress,  
"An American Daughter"

**Craig Virgin** – Olympic  
Runner

**Marvin Wachman** –  
Chancellor, Temple

University

**Arnold Weber** – President,  
Northwestern University

**William Wegman** – Artist

**Jack Welch** – CEO of  
General Electric

**Cheryl West** – Playwright

**Tug Wilson** – Former Big  
Ten Commissioner;  
Olympian.

**Rosalyn Yalow** – 1978  
Nobel Prize-winner in  
physiology & medicine

**Timothy Zahn** – writer





**WILLIAMS**

**30**



**THE COACHING STAFF**

**Head Coach Bill Self . . . . .34**  
**Coach Billy Gillispie . . . . .38**  
**Coach Wayne McClain . . . .39**  
**Coach Norm Roberts . . . .40**  
**Jeff Guin . . . . .41**  
**Sports Medicine . . . . .42**  
**Support Staff . . . . .43**  
**Richmond Endowment . . .45**

# COACHING STAFF

## Head Coach Bill Self



### THE SELF FILE

**Born:**  
Dec. 27, 1962,  
in Okmulgee, Okla.

**Hometown:**  
Edmond, Okla.

**Family:**  
Wife, Cindy  
Children, Lauren and  
Tyler

**Education**  
**High School:**  
Edmond High School  
(1981)

**College:**  
Oklahoma State  
University  
(bachelor's in business,  
1985)

Oklahoma State  
University  
(master's in athletic  
administration, 1989)

**"I told our players we are going to go out and get someone special, someone to continue what we've built, and the objective here is to chase a Big Ten title. There's no question that we found that guy in Bill Self."**

**-Ron Guenther**

On June 9, 2000, Illinois tabbed Bill Self as the 15th head coach of the Fighting Illini basketball program. In doing so, UI Athletics Director Ron Guenther hired perhaps the hottest young coach in the nation.

Self became just the sixth head coach in Big Ten history to win a league title in his first season when the Illini shared the 2000-01 title with Michigan State. The Illini won 27 games in his first season, the second-winningest season in school history. With NCAA Tournament wins over Northwestern State, Charlotte and Kansas, Self led Illinois to the program's first Elite Eight appearance since 1989. He became the first coach in NCAA Tournament history to lead two different schools to the Elite Eight in successive seasons.

Self led the Illini to a No. 1 seed in the NCAA Tournament and a final ranking of No. 4 in the Associated Press poll and No. 6 in the ESPN/USA Today Coaches poll. He finished fourth in voting for the Associated Press National Coach of the Year.

In his eight seasons as a head coach, Self has built a reputation as one of the nation's finest young coaches. He coached at Tulsa from 1998 to 2000, where he led the Golden Hurricane to the NCAA Tournament in 1999 and 2000, including a 32-5 record and Elite Eight appearance in 2000, setting a school record for victories in a season.

Self begins his second year at Illinois with a 156-89 (.637) mark following four seasons at Oral Roberts (55-54) and three at Tulsa (74-27). He replaced Lon Kruger, who left Illinois after being named head coach of the NBA's Atlanta Hawks in May of 2000.

During the 2000 NCAA Tournament run, the Golden Hurricane defeated UNLV, Cincinnati and Miami before narrowly losing to North Carolina in the regional final. The Hurricane completed the season ranked ninth in the USA Today/ESPN Coaches poll and 18th in the Associated Press poll.

Tulsa was the first team to reach the 20- and 25-win plateau for the 2000 season, and its 32 wins tied Iowa State and national-champion Michigan State for most wins. The Hurricane won a second straight regular-season Western Athletic Conference (WAC) title in 2000 after posting a 12-2 league record.

In the 2000 campaign, Self was named the Don Haskins WAC Coach of the Year, as voted by the league's coaches, was selected as the John and Nellie Wooden Coach of the Year as presented by the Utah Tipoff Club and named *The Sporting News* National Coach of the Year. He also was picked as one of 15 candidates for the Naismith College Coach of the Year Award, which is selected annually by the Atlanta Tipoff Club.

At age 38, Self has 16 years of Division I coaching experience. He has been a part of 10 teams that advanced to postseason competition, including seven trips to the NCAA Tournament and three appearances in the National Invitation Tournament (NIT).

Self's tenure at ORU, his first as a head coach at any level, was one in which he resurrected the Golden Eagles program. Before taking over the reigns, ORU had compiled the worst record in the program's history with a 5-22 mark in 1992-93. Although Self's first ORU team managed just six victories in 1993-94, the win total increased to 10 the following year. In his third season at the helm, Self guided the Golden Eagles to an 18-9 record. In 1996-97, ORU registered a 22-6 mark and made the school's first postseason tournament appearance since 1983-84, receiving an invitation to the NIT.

Prior to his appointment at ORU, Self spent seven seasons as an assistant coach at Oklahoma State University. He originally joined the Cowboys staff for the 1986-87 season and spent the next four years working under then-OSU head coach Leonard Hamilton (former head coach of the NBA's Washington Wizards). In the three seasons prior to arriving at ORU, Self served as an assistant on Eddie Sutton's staff at Oklahoma State.

During Self's seven seasons with the Cowboys, the team advanced to postseason play a total of five times, including three trips to the NCAA Tournament (1991-93) and two straight appearances in the National Invitational Tournament (1989-90). OSU posted a cumulative 128-88 record during his tenure, including a mark of 72-25 (.742) in his final three seasons.



**Bill Self  
is the  
first coach  
ever to  
take two  
different  
schools to  
the Elite  
Eight in  
consecutive  
seasons.**



# COACHING STAFF

## Head Coach Bill Self

### BILL SELF'S CAREER COACHING RECORD

#### ASSISTANT COACH

University of Kansas, Head Coach Larry Brown  
**Overall Record**    **Postseason Play**  
 1985-86    35-4 (.897)    NCAA

Oklahoma State University, Head Coaches Leonard Hamilton (1987-90); Eddie Sutton (1991-93)

	<b>Overall Record</b>	<b>Postseason Play</b>
1986-87	8-20 (.288)	
1987-88	14-16 (.467)	
1988-89	17-13 (.567)	NIT
1989-90	17-14 (.548)	NIT
1990-91	24-8 (.750)	NCAA, Big 8 Champs, Sweet 16
1991-92	28-8 (.777)	NCAA, Sweet 16
1992-93	20-9 (.690)	NCAA

#### HEAD COACH

Oral Roberts University  
**Overall Record**    **Postseason Play**  
 1993-94    6-21 (.222)  
 1994-95    10-17 (.370)  
 1995-96    18-9 (.667)  
 1996-97    21-7 (.750)    NIT  
 4 Years    55-54 (.505)

	<b>Overall Record</b>	<b>Postseason Play</b>	<b>Conf. Record</b>
University of Tulsa			
1997-98	19-12 (.612)		9-5
1998-99	23-10 (.697)	NCAA	9-5
1999-2000	32-5 (.865)	NCAA Elite 8	12-2
3 Years	74-27 (.733)		

	<b>Overall Record</b>	<b>Postseason Play</b>	
University of Illinois			
2000-01	27-8 (.771)	Big Ten Champs, NCAA Elite 8	13-3

8-Year Coaching Record: 156-89 (.637)  
 Record at the Assembly Hall: 12-0  
 NCAA Tournament Record: 7-3

At Oklahoma State, Self had the opportunity to help recruit and develop some of the Cowboys' top players, including current NBA players: Bryant Reeves, the 6th overall pick in the 1995 NBA draft, John Starks, Byron Houston and Brooks Thompson.

Before Oklahoma State, Self spent the 1985-86 season on Larry Brown's coaching staff at the University of Kansas. While Self was at Kansas, the Jayhawks registered a 35-4 record and advanced to the NCAA Final Four. In addition to his duties on the varsity coaching staff, Self also coached the Kansas junior varsity team to a 12-7 overall record.


A native of Edmond, Okla., Self competed collegiately at Oklahoma State where he was a four-year letterwinner from 1981 to 1985 and was an All-Big Eight freshman team selection in 1983. He received his bachelor's degree in business in 1985 and a master's degree in athletic administration in 1989, both from Oklahoma State. Self is the second Fighting Illini basketball coach with Oklahoma roots. Former coach Lou Henson was a native of Okay, Okla., and coached at Illinois from 1976-96.

Self and his wife, Cindy, have two children: daughter Lauren (10) and son Tyler (8).

#### Playing Experience

**High School:** Played basketball at Edmond High School (Okla.) and was selected as the Oklahoma Big School Player of the Year in 1981 after averaging 22 points, eight rebounds and seven assists per game. He was team captain as a senior and was honored as a Converse All-American. He played in the Faith Seven and Oklahoma All-State games.

**College:** Was a four-year letterwinner at Oklahoma State University (1981-85). He led OSU in assists two straight years and was named to the All-Big Eight freshman team. He led OSU in assists in 1983-84 with 126 and in 1984-85 with 108. He also led the Cowboys in free throw percentage in 1983-84, shooting .754 percent.



The Self Family: Bill, Lauren, Tyler and Cindy.



# COACHING STAFF

## Head Coach Bill Self

### THE SELF RECORD

Bill Self vs. All Opponents as a Head Coach

Opponent	W-L	Opponent	W-L
Air Force	1-1	Nebraska	2-0
Alabama-Birmingham	1-1	UNLV	2-2
Alaska-Fairbanks	1-0	New Mexico	0-1
Alcorn State	2-0	North Carolina	0-1
Appalachian State	1-0	North Texas	2-0
Arizona	1-2	Northeastern Illinois	1-1
Arkansas	1-1	Northeast Louisiana	2-0
Arkansas-Pine Bluff	1-0	Northern Arizona	2-0
Baptist Christian	1-0	Northern Iowa	1-1
Baylor	0-1	Northwestern	2-0
Boston College	1-0	Northwestern State	1-0
Brigham Young	2-1	Notre Dame	0-1
Cal Poly SLO	1-1	Ohio State	1-1
Cal State-Northridge	2-0	Oklahoma	0-2
Cal-State-Sacramento	2-0	Oklahoma State	1-3
Centenary	1-0	Oral Roberts	2-1
Charlotte	2-0	Oregon State	1-0
Cincinnati	1-0	Penn State	1-1
Cleveland State	1-1	Pepperdine	0-1
College of Charleston	1-0	Purdue	2-0
Colorado State	1-1	Rhode Island	1-0
Creighton	1-3	Rice	5-3
Delaware State	1-0	Rockhurst	1-0
Duke	0-2	St. Joseph's	2-0
Duquesne	1-0	Sam Houston State	2-1
Eastern Illinois	0-2	San Diego State	2-0
Fresno State	2-3	San Jose State	3-0
Georgia State	1-0	Seton Hall	1-0
Gonzaga	0-1	SE Missouri State	1-0
Hampton	2-0	Southern Illinois	0-4
Hawaii	2-1	Southern Mississippi	1-0
Houston	0-1	Southern Utah	5-0
Huston-Tillotson	2-0	SW Missouri St.	2-0
Illinois-Chicago	2-1	SW Texas St.	2-1
Indiana	1-1	Southern Methodist	6-2
Indiana State	1-1	Stephen F. Austin	2-1
Iowa	1-1	Tennessee	1-0
Jackson State	1-0	Tennessee-Martin	1-1
John Brown	1-0	Tennessee Tech	3-2
Kansas	1-0	Texas	0-2
Kansas State	1-0	Texas A&M	0-2
Kentucky	0-1	Texas Christian	5-3
Lindenwood	1-0	Texas-El Paso	1-0
Louisiana State	0-1	Texas-San Antonio	4-0
Loyola Marymount	1-0	Texas Southern	1-0
Maine	1-0	Texas Tech	1-3
Marquette	1-0	Tulane	1-0
Marshall	1-0	Tulsa	1-3
Maryland	1-0	Utah	0-1
Miami	1-0	Valparaiso	1-1
Michigan	2-0	Vermont	1-0
Michigan State	1-1	Villanova	0-1
Middle Tennessee	0-2	Washington State	0-1
Minnesota	2-0	Western Kentucky	0-2
Mississippi	0-2	Wichita State	2-1
Mississippi Valley	1-1	Wisconsin	1-0
Missouri	1-0	Wisconsin-Milwaukee	1-0
Mo.-Kansas City	2-1	Wyoming	1-1
Montana	2-0		
Morgan State	1-0		

### THE SELF FILE

#### COACHING EXPERIENCE

- 2001-02 University of Illinois, Head Coach
- 1998-2000 University of Tulsa, Head Coach
- 1994-97 Oral Roberts University, Head Coach
- 1987-93 Oklahoma State University, Assistant Coach
- 1986 University of Kansas, Assistant Coach

#### COACHING HONORS

- 2000 National Coach of the Year, *The Sporting News*
- 2000 Don Haskins WAC Coach of the Year
- 2000 John and Nellie Wooden Coach of the Year, Utah Tipoff Club
- One of 15 Finalists for Naismith College Coach of the Year, Atlanta Tipoff Club

#### EDUCATION

- Edmond (Okla.) High School, 1981
- Oklahoma State University, B.S. in Business, 1985
- Oklahoma State University, M.S. in Athletics Administration, 1989

#### PLAYING EXPERIENCE

- Edmond High School, 1978-81
- Oklahoma State University, basketball, 1982-85

#### PERSONAL

- Born Dec. 27, 1962, in Okmulgee, Okla.
- Wife: Cindy; Children: Lauren and Tyler

#### COACHING EXPERIENCE

##### 1985-86 - UNIVERSITY OF KANSAS

Assistant coach at the University of Kansas under Larry Brown, helping the Jayhawks to a 35-4 record • Also coached the Kansas junior varsity team that same year and led the squad to a 12-7 record.

##### 1987-93 - OKLAHOMA STATE UNIVERSITY

Assistant coach at his alma mater, Oklahoma State University, for seven years • OSU had an overall 128-88 record during that time span • During his seven-year stint, OSU advanced to postseason play five times, including three times to the NCAA Tournament and two appearances in the NIT.

##### 1994-97 - ORAL ROBERTS UNIVERSITY

Appointed head coach at Oral Roberts University on March 8, 1993 • Registered an overall coaching record of 55-54 in four seasons, but over the last two seasons compiled a 39-16 mark • Led ORU to an appearance in the NIT in 1996-97 • Following a loss to Tulsa on Jan. 11, 1997, ORU won 12 of its final 13 regular season games in the 1996-97 season.

##### 1998-2000 - UNIVERSITY OF TULSA

Named head coach at the University of Tulsa on July 3, 1997 • Despite a season of adversity, Self led his first Tulsa team to a 19-12 record and a third place 9-5 record in the Western Athletic Conference's Pacific Division • Tulsa won 10 of its final 14 games, with the only losses coming at the hands of #15 TCU twice and #20 New Mexico, by a combined total of six points, and a 10-point road loss at Hawaii • His 19-12 record was the fifth-best mark for a first-year head coach among the 26 head basketball coaches in Tulsa school history • Named the Don Haskins WAC Coach of the Year after leading Tulsa to its second straight regular-season conference championship with a 12-2 record • Led Tulsa to a 32-5 record and Elite Eight appearance in 2000, setting a school record for victories in a season. John and Nellie Wooden National Coach of the Year in 2000 • Named National Coach of the Year by *The Sporting News*.

##### 2000-01 - UNIVERSITY OF ILLINOIS

Named Illinois' 15th head coach on June 9, 2000 • Led Illini to 2001 Big Ten Championship • Second-most victories in school history with 27-8 record • Earned a No. 1 seed in the 2001 NCAA Tournament and led Illinois to an Elite Eight appearance • Just the sixth coach in Big Ten history to win a Big Ten title in his first season in the league • Just the fourth Big Ten coach since 1950 to defeat every other conference school in his first season.



# COACHING STAFF

## Assistant Coach Billy Gillispie



### THE GILLISPIE FILE

**Graduated**

Southwest Texas State,  
BS, 1983

**Coaching Experience:  
1984-85**

Assistant Coach  
Southwest Texas State

**1989**

Head Coach  
Copperas Cove (Texas) HS

**1990-91**

Head Coach  
New Braunfels Canyon  
(Texas) HS

**1991-93**

Head Coach  
Killeen (Texas) Ellison HS

**1993-95**

Assistant  
Coach/Recruiting  
Coordinator  
South Plains JC

**1995-98**

Assistant  
Coach/Recruiting  
Coordinator  
Baylor University

**1998-2000**

Assistant Coach  
University of Tulsa

**2000-02**

Assistant Coach  
University of Illinois

**"Billy is an excellent recruiter and coach with a great personality. He has a unique way to motivate and get the best out of the people he comes in contact with."**

**-Bill Self**

Billy Gillispie is in his second year at Illinois, following Bill Self to Illinois after serving on Self's Tulsa Golden Hurricane staff for three seasons. Gillispie is the recruiting coordinator on the Fighting Illini staff, having earned the reputation as one of the Southwest's top recruiters.

Gillispie moved to Tulsa for the 1998, 1999 and 2000 seasons following two-and-a-half seasons as an assistant at Baylor as the Bears' top assistant and recruiting coordinator under Harry Miller. With Baylor, Gillispie helped coach future pro Brian Skinner.

While at Tulsa under Self, Gillispie helped with the development of future pro Michael Ruffin and helped the Golden Hurricane to WAC championships in 1999 and 2000. The 2000 squad reached the NCAA Elite Eight in compiling a school-record 32-5 record.

Prior to his stint in Waco, Gillispie spent two years at South Plains Junior College as an assistant and six seasons as a high school coach. He spent three years as the head coach of Ellison High School, where he posted a school-record 32-6 mark in the 1992-93 season.

His first head coaching job came at Copperas Cove High School in New Braunfels, Texas, under then-athletics director and football coach Hal Mumme, the former University of Kentucky head football coach.

A native of Graford, Texas, Gillispie is a 1983 graduate of Southwest Texas State with a bachelor's in education. He is a member of the National Association of Basketball Coaches (NABC) and is currently serving on the Assistant Coaches Committee.





# COACHING STAFF

## Assistant Coach Wayne McClain



**"We are fortunate to have Wayne on our staff. Having known Wayne the last year as a parent of one of our players and as a coach, it is obvious he has the respect of the basketball community around the state of Illinois and a great love for the University of Illinois."**

**-Bill Self**

### THE McCLAIN FILE

#### Graduated

Bradley, BS, 1977

Illinois State, MS, 1982

#### Coaching Experience:

##### 1988-94

Assistant Coach

Peoria (Ill.) Manual High School

##### 1995-2001

Head Coach

Peoria (Ill.) Manual High School

##### 2002

Assistant Coach

University of Illinois

Wayne McClain joins the Fighting Illini coaching staff for the 2001-02 season after a legendary prep career at Peoria Manual High School. He comes to Illinois following an illustrious seven-year career as head coach at Manual where he led the Rams to three-straight AA state championships in his first three years as coach. USA Today named his 1997 squad, led by future Illini Sergio McClain, Marcus Griffin and Frank Williams, National High School Champions, and the senior McClain was named National High School Coach of the Year.

The Rams had records of 32-2, 31-2 and 31-1 in his first three seasons as head coach, winning state titles each season. McClain also earned Illinois Basketball Coaches Association Coach of the Year in 1995, '96 and '97. The Rams won Midstate Six Conference titles in each of his first five years as head coach, while Manual also advanced to the Sweet Sixteen of the AA state tournament in 1998 and 1999.


He began his high school career in 1977, serving as an assistant basketball coach to the legendary Dick Van Scyoc for 18 years until being named head coach in 1995. McClain helped the Rams to the first of four straight state titles in 1994. His teaching career includes teaching at the sixth grade level, teaching high school physical education and as the Manual High School Dean of Students.

Wayne's son, Sergio, was a player on all four Manual state championship squads prior to his career at Illinois, where he helped the Illini to two Big Ten titles. While at Manual,

McClain coached four future Illini players including Jerry Hester, Marcus Griffin, his son, Sergio, and current Illinois guard Frank Williams.

McClain earned his bachelor's degree in teaching at Bradley University in 1977 where he lettered for the Braves in 1975. He earned a master's degree in physical education at Illinois State University in 1982 while teaching at Manual.

McClain and his wife, Robin, have two children. Sergio just completed four years as a student-athlete on the UI men's basketball team, and daughter Brindeshie is a freshman at the UI this fall.



**The McClain Family: Brindeshie, Wayne, Robin and Sergio.**



# COACHING STAFF

## Assistant Coach Norm Roberts



### THE ROBERTS FILE

#### Graduated

Queens College, BS,  
1987

#### Coaching Experience: 1988-91

Head Freshman Coach /  
Assistant Varsity  
Archbishop Molloy (N.Y.)  
High School

#### 1992-95

Head Coach  
Queens College

#### 1996-97

Assistant Coach  
Oral Roberts University

#### 1998-2000

Assistant Coach  
University of Tulsa

#### 2001-02

Assistant Coach  
University of Illinois

**"Norm has played a huge role in our success as a member of our staff over the last six years. He is an absolute basketball junkie who has a great passion for the game and for people."**

**-Bill Self**

Norm Roberts continues his long association with Bill Self after joining the Illinois staff on June 29, 2000. He begins his second year at Illinois after having worked on Self's staff all three years in Tulsa and for two seasons at Oral Roberts, helping the schools to four postseason, and two NCAA Elite Eight, appearances.


Roberts went to Oral Roberts following four years as head coach at his alma mater, Queens College, and four years as the freshman coach at Archbishop Molloy High School in New York City where he had the opportunity to coach current NBA point guard Kenny Anderson.

A 1987 graduate of Queens College with a bachelor's degree in health and physical education, Roberts is the school's all-time leading scorer with 1,719 points. He also is the career leader in steals and assists, and had his number (15) retired by his alma mater in 1993.

A top recruiter for Self at both Tulsa and Oral Roberts, Roberts helped lead ORU to a 39-16 record over two seasons and Tulsa to a 74-27 record over three years, including a trip to the "Elite Eight" in 2000 when the

Golden Hurricane posted an impressive 32-5 record.

Born July 21, 1965, in Queens, N.Y., he and his wife, Pascale, have two sons, Nicholas and Justin. Roberts is a member of the National Association of Basketball Coaches (NABC) and Black Coaches Association (BCA).



**The Roberts Family: Norm, Justin, Pascale and Nicholas.**



# COACHING STAFF

## Administrative Assistant Jeff Guin



### THE GUIN FILE

**Born:**  
July 18, 1972  
Fort Walton Beach, Fla.

**Hometown:**  
Fort Walton Beach, Fla.

**Family:**  
Wife, Betsy

**Education**  
**High School:**  
Fort Walton Beach HS  
(1990)

**College:**  
University of Florida  
(bachelor's in elementary  
education, '95)

University of Florida  
(master's in education,  
'96)

University of Florida  
(master's in sports man-  
agement, '97)

**"Jeff is extremely organized and a tireless worker who handles a lot of the day-to-day operations of the program. His film work will help prepare our staff and players as well as possible."**

**-Bill Self**

Beginning his fifth season at Illinois, Jeff Guin serves as the administrative assistant for the Fighting Illini basketball program. He coordinates the Illini video exchange and assists in scouting opponents. Guin also assists with the Illini summer basketball camps.

Prior to beginning his career at Illinois in August 1997, Guin served as a student manager for the Gators under Lon Kruger and Billy Donovan, including the 1994 run to the Final Four. He stayed at Florida for one year under Donovan after Kruger came to the University of Illinois in March 1996.

He received a bachelor's degree in elementary education from Florida in 1995, then received a master's degree in elementary education in 1996. In 1997, Guin earned a second master's degree, in sports management, from Florida.

Prior to attending Florida, he played two years (1992 and 1993) for Okaloosa-Walton Community College. Guin earned Academic All-America NJCAA Region 1 honors in 1992 and 1993.

Guin worked under Kruger from 1994-96, helping the Gators to a Final Four trip in 1994 and a NCAA berth in 1995. At Illinois, he helped the Illini to Big Ten titles in 1998 and 2001 and NCAA Tournament appearances in 1998, 2000 and 2001.

Guin also gained valuable experience working two summers with USA Basketball. In 1995, he was a member of the support staff for the World University Games team trials and training camp, and in 1996, Guin was on the support staff for the Olympic Team Exhibition Tour and the Olympic Games.

He also has spent two summers working with the People to People Student Ambassador Program coaching teams made up of high school players from Illinois and Wisconsin in Belgium and Ireland.

Guin married the former Betsy Bergeson, a native of Tinscola, Ill., in July 2001.



**Jeff and Betsy Guin.**



# COACHING STAFF

## Sports Medicine

When it comes to sports medicine, the University of Illinois has the finest in medical personnel to keep the Fighting Illini basketball players healthy and on the court. The sports medicine staff's No. 1 goal is the prevention of injuries, but in the unfortunate event of an injury the staff works diligently to get the athlete back into playing condition as quickly as possible.

**Rod Cardinal**, one of the best in his field, has been a long-time member of the training staff at the University of Illinois. He is in his 29th year working with men's basketball after being appointed assistant athletic trainer at the University in July 1973.

Besides his responsibilities in athletic training, Cardinal holds the important job of travel manager for the Illini, which covers everything from booking charter service to hotel rooms to planning menus for meals on the road.

Prior to his appointment at Illinois, he served in a similar capacity at the U.S. Military Academy.

A native of Blaine, Minn., Cardinal graduated from Southwest State University (Minn.) in 1971 with a B.S. in health and physical education. He was a student trainer in high school, and in college for three years prior to his West Point position. He also played varsity basketball in college.



**The Sports Medicine Staff: Dr. Stephen Soboroff, Rod Cardinal and Dr. Robert Gurtler.**

Cardinal earned a master's degree in 1977 from Illinois in physical education and sports medicine with an additional emphasis in educational administration. He received the Alumni Achievement Award from Southwest State University in 1995.

Cardinal, along with his wife, Mary, have three grown children and reside in Tolono. Their youngest son, Brian, currently is a member of the NBA's Detroit Pistons.

The sports medicine team would not be complete without the team physicians, who tend to the medical needs of the student-athletes. **Dr. Stephen Soboroff** is the head team physician and **Dr. Robert Gurtler** is the team orthopedic surgeon.

Soboroff has served in this capacity for the University of Illinois since 1983. He directs the drug-educational


and drug-testing programs, and provides consultations to the athletic training staff. He received his M.D. from the UI College of Medicine in Chicago in 1969, and is certified by the American Board of Internal Medicine. Soboroff serves on the University of Illinois faculty in the School of Medicine and the Department of Kinesiology.

Gurtler also has been on the team's medical staff since 1983. He is responsible for treating orthopedic injuries to athletes in varsity sports. In addition to his duties with the U of I, Gurtler has a private practice at Carle Hospital, focusing primarily on sports-related injuries.



# COACHING STAFF

## Support Staff




**NATE  
MAST**  
Student  
Assistant

Nate Mast is working with the Illini men's basketball program as a student assistant in 2001-02 as he finishes his undergraduate degree in architecture. Mast

walked on to the Illinois team in 1997-98 when Lon Kruger was the coach, playing in one game that season. As a sophomore in 1998-99, he played in all but one game including four starts during the year. Mast was awarded a scholarship for the spring 1999 semester. He played an integral part of the program as a junior and senior, winning the team's Kenny Battle Most Inspirational Award each season. He was a part of two Big Ten Championship squads in 1998 and 2001. An outstanding student, Mast earned Academic All-Big Ten honors as a junior and senior.


A native of Champaign, Mast attended Central High School before moving on to the University of Illinois. He ended his career as Illinois' all-time walkon scoring leader with 95 points.



**Kent Brown**  
Sports Information  
Director



**Sue Johnson**  
Assistant Marketing  
Director



**Derrick Burson**  
Athletic Public  
Relations



**Kelly Landry**  
Associate Athletic  
Director



**Cindy Butkovich**  
Basketball  
Secretary



**Howard Milton**  
Event Management



**Cheryl Cain**  
Athletic Ticket  
Office Manager



# COACHING STAFF

## Support Staff



**Basketball Equipment Managers (L-R): Steve Bode, Jesse Ratliff and Andy Dixon.**

These three men have the all-encompassing job of keeping up with the Fighting Illini's equipment needs. Jesse Ratliff is in his 15th year with the equipment staff. Ratliff and his wife, Barbara White, have three children. Steve Bode joined the staff in 1993 after working for the UI Division of Campus Recreation the previous five years. He is married to the former Nancy Edwards. Andy Dixon oversees the entire athletics equipment staff and has been on the UI staff since 1980. He and his wife, Cheryl, have two daughters, Whitney and Andrea.



**The 2001-02 Basketball Managers (L-R): Greg Niewold, Jeremy Izzo, Joe Schagemann and Matt McCumber**



# COACHING STAFF

## Richmond Endowment

### Richmonds Endow Basketball Coach's Position

The University of Illinois at Urbana-Champaign has been close in many respects to Jack Richmond all his life.

The Champaign resident, U of I graduate, retired businessman, and longtime benefactor to his alma mater again strengthened his ties to the U of I. A lifelong Fighting Illini fan, Jack C. Richmond and his wife, Marge, significantly increased their previous seven-figure commitment to the Division of Intercollegiate Athletics by endowing the salary of the men's basketball head coach position with a gift of \$2 million.

"The Richmond Family Endowed Men's Head Basketball Coach" is the latest on a long list of generous support from the Richmond family. Jack, whose ancestors helped settle Champaign County, recalled his parents, Arthur Dean and Mildred Richmond, contributed to the U of I for the construction of Memorial Stadium. Seven-year-old Jack was on hand for the dedication of Memorial Stadium on Oct. 18, 1924, a day forever highlighted by Red Grange's five touchdowns during an Illinois romp over top-ranked Michigan. Jack was hooked on Fighting Illini sports.

But before Jack could attend his beloved University of Illinois, he learned a few lessons in life. The Richmonds were devastated by the Great Depression, losing their significant holdings of farmland and other assets. The dramatic change in lifestyle had a profound effect on Jack.

It also made him further appreciate the University of Illinois.

His years at the U of I were greatly satisfying. He was a member of Phi Gamma Delta social fraternity and was active in sports. As a freshman gymnast who earned his numerals with the U of I team, Jack said he broke his sternum following a dismount from the flying rings. No longer able to compete as a gymnast, he focused his attention on weight training. At that point, weights weren't popular and were nonexistent at the U of I.

"I always thought that weight training, if done properly, would help athletes. Nobody believed me," he said.

Still, he convinced Seward Staley, director of the U of I School of Physical Education, to purchase a set of Olympic weights. A small but dedicated weight lifting team was formed, and

the sport spread to first to the intramural level and then was adopted by the physical education department as a P.E. course.

Today, the benefits of weight training are widely recognized and top-notch equipment is readily available across campus. Jack smiles and says, "I feel like I was 60 years ahead of my time."

And those muscles paid off for Jack, who was a railroad worker, wrecking crew member, meat truck driver, corn detassler, life-guard, bouncer and even a model for the U of I art school to pay for his education. He graduated in 1943 with a bachelor's degree in agriculture.

He followed up his four years of ROTC at the U of I with a tour in the Army. Then he put his degree to work when he joined the U.S.

Department of Agriculture's Soil Conservation Service as a county farm planner, opening district offices in Macon County and Clark County.

Later, Jack was recruited by a former member of the U of I gymnastics team as a salesman for Marchant Calculators. His capacity to sell was exceptional, and he soon had clients from area grain elevator operators to the U of I. He remained with Marchant, which was acquired by Smith Corona and became known as SCM Corp., until 1972. Then he was ready to embark on a new course—the stock market.

He had dabbled in the market since 1955, but by the early 1970s he had the time and resources to become more active in the stock market. He enjoyed success in this realm as well, and was more than willing to share. A

donor since 1965, his generosity to the U of I increased significantly over the years. Jack and his mother became members of the Presidents Council in 1976 and Marge became a member in 1990. The Richmonds are lifetime members of the Alumni Association as well.

Thanks to \$2 million from the estate of Mildred and from Jack and Marjorie Laird Richmond, the U of I constructed the Richmond Journalism Teaching Studio, adjacent to and affiliated with Campbell Hall for Public Telecommunication, the new WILL broadcasting facility at UIUC. The Richmond Studio honors Jack, Marge, and the memory of Arthur Dean and Mildred Hummel Richmond.

Always interested in athletics at the U of I, Jack and Mildred Richmond had made a \$1 million commitment to the Athletic Department in 1981. He became

an honorary member of the I Man's Association and has been a member and former president of the Illini Quarterback Club since 1955. He also joined the Rebounders Club shortly after former head coach Lou Henson founded it.

Jack is also a life member of the Fighting Illini Scholarship Fund.

Now the Richmond name will also be forever associated with athletics at the U of I through the endowment of the men's basketball head coach position.

He said he hopes his gift ensures success for the Fighting Illini basketball program for future generations through the Richmond Family Endowed Men's Head Basketball Coach.

For lifelong Illini fan and generous supporter Jack Richmond, it just doesn't get any better.



Above: Jack and Marge Richmond with Mr. Richmond's mother, Mildred  
Right: Jack Richmond, 1940



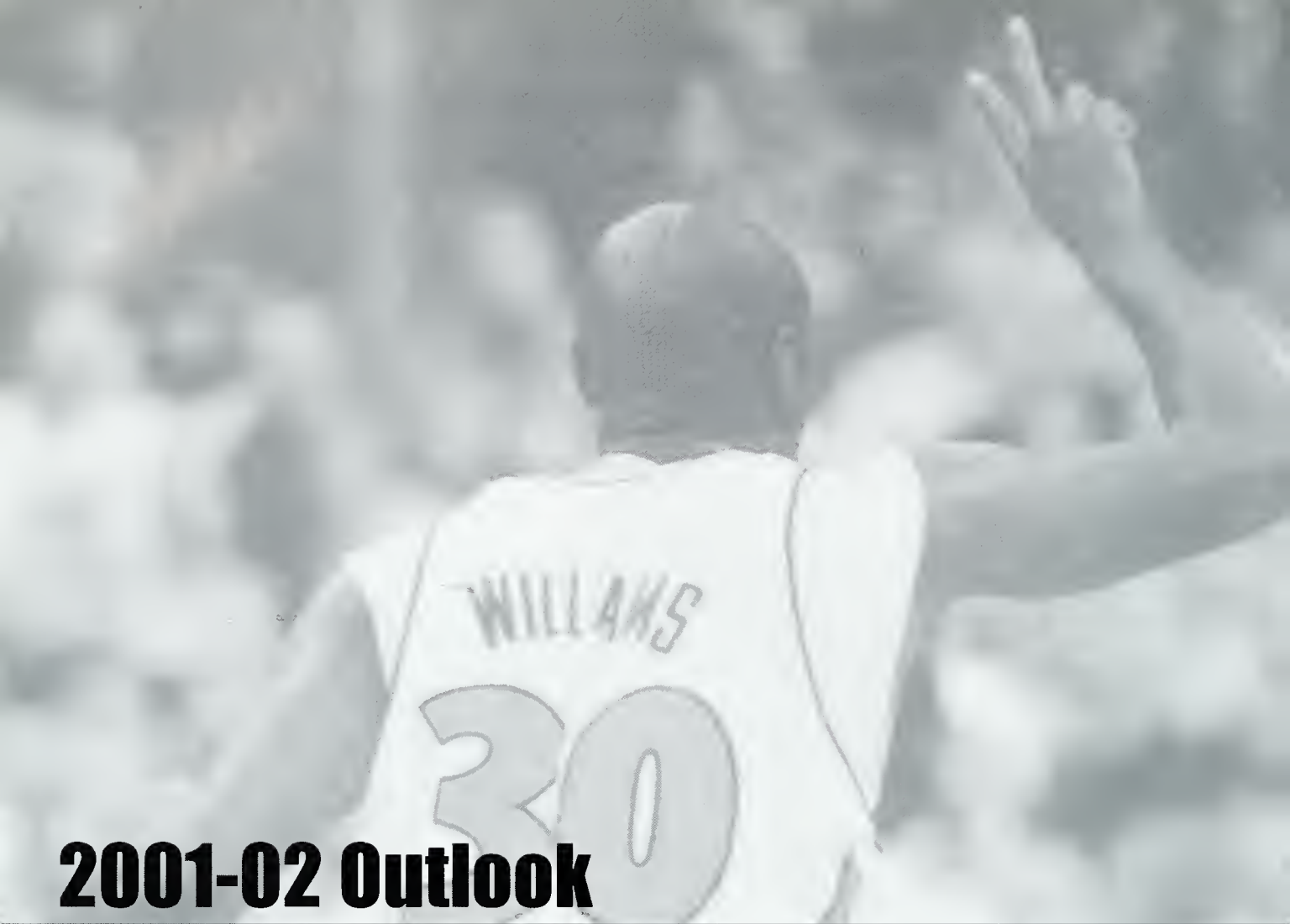






## THE FIGHTING ILLINI

2001-02 Outlook . . . . .	.48
Roster . . . . .	.51
Robert Archibald . . . . .	.52
Cory Bradford . . . . .	.54
Brian Cook . . . . .	.56
Sean Harrington . . . . .	.58
Jerrance Howard . . . . .	.60
Lucas Johnson . . . . .	.62
Damir Krupalija . . . . .	.64
Brett Melton . . . . .	.66
Nick Smith . . . . .	.68
Frank Williams . . . . .	.70
Newcomers . . . . .	.72
Game-By-Game Stats . . . . .	.74



## 2001-02 Outlook

If year one of the Bill Self era is any indication, the future of Illinois basketball is in good hands. In Self's first year as the UI head coach, the Illini won a Big Ten Championship, earned a number one seed in the NCAA Tournament and advanced to the Elite Eight. The team won 27 games, the second-highest total in school history and went a perfect 12-0 at the Assembly Hall, marking the first undefeated home season in 11 years. With three starters and nine letterwinners back from the memorable 2000-01 campaign, high expectations exist once again in Champaign.

"Expectations will be high, but I don't know if they'll be more than what they were last year," Self said. "Last year's team did far more than any team has done at Illinois since the '89 season. Certainly, we know there will be high expectations but realistically, we know that we lost two good players in Marcus Griffin and Sergio McClain, plus a lot of intangibles. So, we've got to have guys step up and play different roles than what they had last year, and their production will probably be more needed than what it was last year. If all the pieces are able to improve at the rate we believe they can, then this team should be very good again."

The Illini played one of the nation's toughest schedules last season and it will be more of the same this year as match-ups with national runner-up Arizona and Final Four participant Maryland highlight the non-conference schedule. UI also will take on 2001 NCAA Tournament teams Missouri, Georgia Tech, Arkansas, Gonzaga and Eastern Illinois during the non-conference. Factoring in the Big Ten schedule as well, the Illini will play at least 16 games against teams that made the NCAA Tournament last season.

"Last year we played a monster schedule, and this year it's no different," Self said. "We have a vet-



# FIGHTING ILLINI

## 2001-02 Outlook

eran team returning and I feel like this schedule will force us to be very good early in the season and will accelerate our progress."

Four players will don the Orange and Blue for the first time as Self welcomes true freshmen Luther Head and Roger Powell and junior college transfer Blandon Ferguson, along with redshirt freshman Nick Smith. After spending a year practicing with the team, Smith will provide depth in the post for the Illini. Ferguson is a muscular wing player who earned third-team NJCAA All-America honors at the College of Southern Idaho. Head and Powell earned first-team All-State honors at Chicago Manley and Joliet Township, respectively, and give the Illini quickness and athleticism on the perimeter.



Cory Bradford

"We have four newcomers who I feel are going to help us quite a bit this season," Self said. "Nick is a guy that has improved tremendously in the weight room and has increased his strength. We'll count on him to give us minutes inside. Blandon reminds me a lot of Sergio. He's a jack-of-all-trades type player who I think will be a defensive stopper for us. Our true freshmen, Luther and Roger, bring a different look to the table in that they are tremendous athletes. As with any freshman, I'm not quite sure yet how their roles will be defined. But, they will definitely contribute and both guys are going to be really good players here at the University of Illinois."

Leading the way for the Illini this season will be its experienced backcourt of junior Frank Williams and senior Cory Bradford. The UI boasts one of the nation's premier guard tandems with national player-of-the-year candidate Williams directing the point and the sharp-shooting Bradford at shooting guard.

"I would say that our leadership will stem from what Frank and Cory bring to the table, because those are the two guys that can get anybody to follow them," Self said. "Of course we want our guys to be self-starters and be leaders in their own right, but those two hold the keys to the leadership on this team."

Williams, the reigning Big Ten Player of the Year, was Illinois' leading scorer last year at 14.9 points per game while also leading the team in assists, steals, free throw shooting, and minutes. Williams earned a reputation for being a clutch player, scoring 19.7 points against Top 25 competition and by scoring in double figures in the second half of 12 games. He was named a third-team All-America by the Associated Press and is one of four returning players from the Silver Anniversary Wooden Award All-America Team.

Bradford, a three-time all-conference selection, has started every game of his career and enters his final season with a school record streak of 99 consecutive starts. He currently ranks 14th on the UI career scoring list and is the school's all-time leading three-point shooter.

The other veteran Illini guard is junior Sean Harrington. Harrington led the Big Ten in three-point field goal percentage last season at 46 percent and regularly rotated into the Illini backcourt, earning the most playing time of any non-starter.

"You've got to have good guard play and I think the majority of the responsibility will fall on those three players," Self said. "It starts with our veterans, and then we have some good depth with




# FIGHTING ILLINI

## 2001-02 Outlook

Luther, Jerrance Howard and Brett Melton in addition to those three."

Self indicated that he expects this year's lineup to consist of three guards and two big men, with the third guard being a swing player. Senior Lucas Johnson was a key contributor off the bench last season and has previous starting experience. Vying for time at the third guard position along with Johnson will be Ferguson and Powell.

Highlighting the frontcourt is All-Big Ten selection Brian Cook. The junior is one of the nation's most versatile big men, having shown the ability to score both inside



Lucas Johnson

and outside, in addition to rebound and block shots. Cook, who has spent the past two summers playing internationally with USA Basketball, was Illinois' third leading scorer last season at 11.2 points per game and was the leading rebounder, averaging 6.1 rebounds.

Senior Robert Archibald flourished last season as a reserve, averaging 7.2 points and 4.5 rebounds in 15 minutes of action per game. Archibald finished the season in impressive fashion, scoring a career-high 25 points in the Elite Eight versus Arizona, earning All-Midwest Region honors.

After battling injuries during half of last season, senior Damir Krupalija is healthy once again. Krupalija played in 27 games last season, shooting 60 percent from the floor and averaging nearly five points and four rebounds per game.

Given the amount of returning experience and the solid blend of newcomers to the program, Self will have plenty of lineup options to consider as Illinois looks to successfully defend its Big Ten title and make another run in the NCAA Tournament.



Brian Cook

"I think we'll have a deep bench," Self said. "I can see this team going nine deep, but I don't know if it will be equal minutes nine deep like it was last year. When you look at the roster, you could make a pretty good case for each guy. But all of them can't play, so I think it will be a little different this year in that the top nine could vary from week to week, depending on scouting reports, how guys are performing and improving. What I can say with certainty is that we're going to play the guys who will give this team the best chance to win."



# FIGHTING ILLINI

## 2001-02 Illinois Basketball Roster

### NUMERICAL

No.	Name	Pos.	Ht.	Wt.	Year	Hometown/HS/JC
00	Brett Melton*	G	6-5	195	So.	Mahomet, Ill./Mahomet-Seymour HS
4	Luther Head	G	6-3	170	Fr.	Chicago, Ill./Manley HS
13	Cory Bradford***	G	6-3	200	Sr.	Memphis, Tenn./Raleigh Egypt HS
21	Robert Archibald***	F	6-11	250	Sr.	Ballwin, Mo./Lafayette HS
22	Lucas Johnson***	F	6-8	230	Sr.	Des Plaines, Ill./Maine West HS
23	Blandon Ferguson	F	6-4	220	Jr.	Oakland, Calif./St. Joseph Notre Dame HS/ College of Southern Idaho
24	Sean Harrington**	G	6-3	185	Jr.	Bartlett, Ill./Elgin HS
25	Jerrance Howard*	G	6-1	190	So.-r	Peoria, Ill./Peoria HS
30	Frank Williams**	G	6-3	205	Jr.	Peoria, Ill./Manual HS
31	Nick Huge	G	6-5	200	Jr.	Charlotte, N.C./Charlotte Christian HS/ Appalachian State
33	Damir Krupalija***	F	6-9	235	Sr.	Rockford, Ill./Boylan HS
34	Brian Cook**	F	6-10	240	Jr.	Lincoln, Ill./Lincoln HS
42	Clayton Thomas	F	6-6	210	Jr.	Elgin, Ill./Larkin HS
43	Roger Powell	F	6-6	215	Fr.	Joliet, Ill./Joliet HS
45	Nick Smith	C	7-2	240	Fr.-r	Valrico, Fla./Bloomingdale HS

Head Coach: Bill Self (2nd year at Illinois, 156-89 in his 9th year as a collegiate head coach)

Assistant Coaches: Billy Gillispie, Wayne McClain, Norm Roberts

Administrative Assistant: Jeff Guin

Trainer: Rod Cardinal

### ALPHABETICAL

No.	Name	Pos.	Ht.	Wt.	Year	Hometown/HS/JC
21	Robert Archibald***	F	6-11	250	Sr.	Ballwin, Mo./Lafayette HS
13	Cory Bradford***	G	6-3	200	Sr.	Memphis, Tenn./Raleigh Egypt HS
34	Brian Cook**	F	6-10	240	Jr.	Lincoln, Ill./Lincoln HS
23	Blandon Ferguson	F	6-4	220	Jr.-	Oakland, Calif./St. Joseph Notre Dame HS/ College of Southern Idaho
24	Sean Harrington**	G	6-3	185	Jr.	Bartlett, Ill./Elgin HS
4	Luther Head	G	6-3	170	Fr.	Chicago, Ill./Manley HS
25	Jerrance Howard*	G	6-1	190	So.-r	Peoria, Ill./Peoria HS
31	Nick Huge	G	6-5	200	Jr.	Charlotte, N.C./Charlotte Christian HS/ Appalachian State
22	Lucas Johnson***	F	6-8	230	Sr.	Des Plaines, Ill./Maine West HS
33	Damir Krupalija***	F	6-9	235	Sr.	Rockford, Ill./Boylan HS
00	Brett Melton*	G	6-5	195	So.	Mahomet, Ill./Mahomet-Seymour HS
43	Roger Powell	F	6-6	215	Fr.	Joliet, Ill./Joliet HS
45	Nick Smith	C	7-2	240	Fr.-r	Valrico, Fla./Bloomingdale HS
42	Clayton Thomas	F	6-6	210	Jr.	Elgin, Ill./Larkin HS
30	Frank Williams**	G	6-3	205	Jr.	Peoria, Ill./Manual HS

### PRONUNCIATION GUIDE

DAMIR KRUPALIJA

DA-mere crew-PAUL-yuh

Nick HUGE

HEW-ghee



# FIGHTING ILLINI

## #21 Robert Archibald\*\*\*



### Senior Forward • 6-11 • 250 Ballwin, Mo./Lafayette H.S.

#### AT ILLINOIS

**2000-01 Junior:** Illinois' leading scorer and rebounder off the bench (7.2 ppg, 4.5 rpg)...Named to the Midwest Region All-Regional Team after scoring 25 points and grabbing seven rebounds in regional final against Arizona (3/25) ... Ninth in Big Ten league games with 1.13 blocked shots a game...In the top 20 in conference games for rebounds (18th) while averaging 4.6 per game...Recorded then-career highs in points (16) and rebounds (12) with first career double-double vs. Illinois-Chicago...Had 12 points, 12 rebounds, and career-high five blocks vs. Penn State (1/20)...Led bench effort at Indiana with 11 points and eight rebounds while shooting 7 of 8 free-throws (2/17)...Scored nine points against Indiana in the semifinals of the Big Ten Tournament...Scored 11 points behind 5-of-6 shooting in NCAA first round victory over Northwestern State...Recorded the team's highest made free throw total of the season vs. Arizona with 13 (3/25).

**1999-2000 Sophomore:** Played in 30 of 32 games, starting 20, and averaged 12.1 minutes per game...Averaged 3.4 points and 3.2 rebounds per game ...Led Illinois in rebounds on three occasions - eight vs. Missouri (12/21), five vs. Purdue (1/12), and 10 vs. Iowa (1/26)...Had best game of the season at Michigan (1/16) playing 25 minutes, scoring 12 points (5-of-7 FG's), along with eight rebounds and two steals...His 10 rebounds against Iowa on Jan. 26 were a career high ...Scored nine points and had six rebounds against Duke on Nov. 30 at the United Center...Battled injuries, mainly a sore back, off and on for much of the year, limiting his floor time during the Big Ten season ...Also missed the Minnesota contest (2/17) and Northwestern (3/4) with the flu.

**1998-99 Freshman:** Hit double figures against Georgetown (11/11) and George Washington (11/17)...Averaged 14.3 minutes a game and started eight games...He averaged 9.0 ppg and 5.3 rpg coming off the bench in the first three games. In the eight games he started, he averaged 1.9 points and 3.3 rebounds...After going scoreless in three of the first four Big Ten games, he had eight points against Michigan State (1/16), the most since he scored 11 against George Washington in the third game of the

year...Played 18 minutes against Minnesota (2/3) with three points, three rebounds, two assists and a steal...Led the Illini with nine boards in 22 minutes against Wisconsin (2/6)...Scored three points and had five rebounds against Iowa (2/21)...Scored seven points and had six rebounds in the Big Ten Tournament semifinal game against Ohio State (3/6)...Averaged 2.5 points and 4.0 rebounds in four Big Ten Tournament games...Added 10 pounds to his frame in the off-season and it paid off in his play during the summer...In Australia he averaged 11.7 ppg and 4.7 rpg...In July he represented Great Britain in the World University Games where he led the team in scoring with 13.7 ppg. He scored in double figures in five of seven games with a tournament high 21 points against The Netherlands.

#### HIGH SCHOOL

Robert moved from Scotland to the United States with his family prior to his senior year...Played one season at Lafayette High School...Averaged 10 points, 6.4 rebounds and two blocks in 32 games in 1998...Shot 57 percent from the floor and 69 percent from the free-throw line...MVP of the 1997 Nike European Camp for the top 65 European players...First team all-conference, first team all-district and honorable mention all-metro...Helped lead Lafayette to a 30-2 record and runner-up in the Class 3A state tournament...Played in the Missouri Hall of Fame all-state game ...Played at Queen Anne High School in Dunfermline Scotland from 1993-97...Named the under-18 national player of the year in 1997 and started on the under-23 national team at age 17...Helped lead Queen Anne High School to the high school national championship in 1997...Played on the national club league championship team at under-18 and under-23 in 1997.

#### PERSONAL

Born March 29, 1980...Robert is the son of Bobby and Heather Archibald and is a native of Paisley, Scotland...His younger sister Jemma is a sophomore at the University of Missouri...Given the Principles Award for Sportsman of the year in 1997...He lists his biggest thrills in sports as winning nine championship titles in 1997 with his team in Scotland and playing in the Missouri Class 3A state championship game in 1998...Majoring in economics.

#### CAREER HIGHS

**Points** .....25  
vs. Arizona (3/25/01)

**FG** .....6  
vs. Georgetown (11/11/98)  
& Arizona (3/25/01)

**FGA** .....9  
vs. Georgetown (11/11/98)

**FT** .....13  
vs. Arizona (3/25/01)

**FTA** .....15  
vs. Arizona (3/25/01)

**Rebounds** .....12  
vs. Illinois-Chicago  
(12/29/00) & vs. Penn State  
(1/20/01)

**Assists** .....3  
vs. Ohio State (3/6/99) & vs.  
Texas Southern (11/26/00)

**Blocks** .....5  
vs. Penn State (1/20/01)

**Steals** ...2, six times  
last vs. Wisconsin-  
Milwaukee (12/6/00)



**"What footwork (Archibald) has in the lowpost. The ambidextrous delivery of the jump hook. The drop-steps, the pivots inside and out. This is a player, Robert Archibald."**

**-Bill Walton, CBS**

### Robert Archibald at the NCAA Tournament

#### 2000-2001

Date	Opponent	GS	MIN	FG-A	3P-A	FT-A	REB	PF	A	TOBLK	ST	PTS
3-16	vs. Northwestern St.	13	5-6	0-0	1-2	0-3-3	3	1	0	0	0	11
3-18	vs. Charlotte	9	2-2	0-0	2-2	1-3-4	3	1	2	0	0	6
3-23	vs. Kansas	15	1-1	0-0	2-4	4-4-8	4	0	3	1	0	4
3-25	vs. Arizona	24	6-7	0-0	13-15	4-3-7	5	0	0	0	0	25

#### 1999-2000

Date	Opponent	GS	MIN	FG-A	3P-A	FT-A	REB	PF	A	TOBLK	ST	PTS
3-17	vs. Pennsylvania	1	0-0	0-0	0-0	0-0-0	0	0	0	0	0	0
3-19	vs. Florida	1	0-0	0-0	0-0	0-0-0	1	0	0	0	0	0

### ARCHIBALD'S CAREER STATISTICS

Year	G-GS	MIN-Avg	FGM-A/%	3PM-A/%	FTM-A/%	OR-DR — TOT/Avg	PF-DQ	A	TO	B	S	PTS/Avg
98-99	32-8	457-14.3	32-82/.390	0-0/.000	31-45/.689	40-60--100/3.1	85-1	26	59	10	16	95/3.0
99-00	30-20	364-12.1	35-67/.522	0-0/.000	31-48/.646	44-53--97/3.2	68-2	15	29	7	12	101/3.4
00-01	34-2	514-15.1	77-131/.588	0-0/.000	90-122/.738	63-91--154/4.5	114-9	22	48	26	12	244/7.2
<b>Total</b>	<b>96-30</b>	<b>1335-13.9</b>	<b>144-280/.514</b>	<b>0-0/.000</b>	<b>152-215/.707</b>	<b>147-204--351/3.7</b>	<b>267-12</b>	<b>63</b>	<b>136</b>	<b>43</b>	<b>40</b>	<b>440/4.6</b>



# FIGHTING ILLINI

## #13 Cory Bradford\*\*\*



### Senior Guard • 6-3 • 200 Memphis, Tenn./Raleigh Egypt H.S.

**BRADFORD NOTE:** Cory set the NCAA record for consecutive games with a three-point field goal at 88 games before the streak was snapped on Feb. 13, 2001 against Wisconsin.

#### AT ILLINOIS

**2000-01 Junior:** Honorable-mention All-America selection by the Associated Press...Honorable-mention All-Big Ten selection by the media...Named to the second-team on the NABC All-District 11 team...One of 20 players on the Wooden Award All-America team ballot...Finished the season 14th on the Illinois career scoring list with 1,329 points...Finished the 2000-01 season carrying a school-record streak of 99 consecutive starts, sixth on the UI career list for total starts...Holds the NCAA record with 88 consecutive games with a three-point field goal (snapped Feb. 13 vs. Wisconsin)...The former NCAA record for consecutive games with a three pointer was 73 by Wally Lancaster of Virginia Tech from 1986-89...Preseason Big Ten Player of the Year by both the Media and Big Ten Coaches...One of 12 players chosen for the USA Basketball Select Team that practiced and scrimmaged against the U.S. Olympic team (Men's Senior National Team) in Hawaii Aug. 27-Sept. 2...Illinois' all-time leader in made three pointers, he finished the season with 253 career threes...Also the Illinois all-time leader in career three point attempts with 654...Named one of the 25 players for the Wooden Award Preseason All-American team for the second consecutive season...Knocked down six three-pointers enroute to season-high 22 points in victory over then No. 4 Michigan State on Feb. 6...Scored 13 points with three treys in victory over Purdue in quarterfinals of Big Ten Tournament...Made four of five three point attempts in NCAA Tournament victory

over Northwestern St.... Finished the season by making six treys on the way to 22 points vs. Arizona (3/25).

**1999-2000 Sophomore:** Second Team All-Big Ten selection by both coaches and media...John Wooden Award Finalist started every game, and led the team with an average of 32.8 minutes per game...Returned to his natural two-guard spot after playing the point the majority of his freshman season...Led the Illini with a scoring average of 15.3 points, and scored 15.6 per game in Big Ten play...Scored in double figures in 28 of 32 games...Led the Illini in points scored 15 times...Hit game-winning three-pointer with 1.3 seconds left to defeat Indiana in first round of Big Ten Tournament...Had 22 points in 37 minutes against Bradley...Scored 21 points (including three-pointers), had four assists and two steals in win over then-No. 6 Kansas (12/18)...Led the Illini to victory over No. 13 Ohio State (1/6) with 20 points and seven rebounds in 36 minutes...Hit season high in points with 28 in 42 minutes at Michigan (1/16)...Scored 26 points, including five treys, in 34 minutes of action in win over Indiana (2/22)...Led the team and Big Ten in three pointers made with 96, an average of 3.00 per game...Made five three-point FG's in five games - Seton Hall (12/5), Kansas (12/18), Michigan (1/16), Indiana (2/22) and Florida (3/19)...Was one of the 25 preseason candidates for the Wooden Award All-American team, and one of only four sophomores on the preseason list.

**1998-99 Freshman:** Big Ten Freshman of the Year... Third-team All-Big Ten (coaches)...Basketball News All-Freshman second team...Made a three pointer in every game, a first by an Illinois player...His 85 three pointers set the Illinois school record for three-pointers in a single season...His 205 attempts were second in Illinois single season records...All-time leading freshman scorer at Illinois with 494 points, passing Deon Thomas (452 in 1991)...Started off his Illini career with 20 points in the season opener against Wake Forest... His high scoring non-conference game was 26 points against Kansas...Spent time at both the point and two-guard positions...The leading freshman scorer in the Big Ten...Led

Illinois to a near upset of 15th-ranked Ohio State (1/30) with a season-high 29 points...Led the Illini's upset of 11th-ranked Wisconsin (2/6) with 26 points (15 came in the second half)...He was 7-for-11 from three-point range against the Badgers and scored nine of the Illini's 10 points in the final 1:23...Averaged 18.8 points in the Big Ten Tournament and was named to the All-Tournament team...Shot 58.6 percent from three-point range in the tournament (6-for-7 vs. Minnesota, 4-for-5 vs. Indiana, 1-for-8 vs. Ohio State and 6-for-9 vs. Michigan State...His 17 three pointers in four Big Ten Tournament games were more than any team other than Illinois...Led Illinois with a 15.8 ppg average in six games in Australia... Represented the United States at the World University Games where he averaged 6.3 ppg and helped the U.S. win a gold medal.

#### HIGH SCHOOL

Averaged 24 points, seven rebounds and six assists as a senior at Raleigh Egypt...Played for Jimmy Adams... An all-state, all-conference selection in basketball... Led Raleigh Egypt to the 1997 District 2A Championship...Played in a number of all-star games including the First Annual Memphis Nike All-Star game, and the Indiana Coca-Cola All-Star game...In 1996, he played at the summer Nike All-American camp and played in the Top 20 All-Star game at the Nike camp...Listed as the 72nd-best high school prospect by Van Coleman Scouting Services...Averaged 22 points and 7.6 rebounds as a junior...Chose Illinois over Ole Miss, Colorado, Memphis and Tennessee.

#### PERSONAL

Born Dec. 4, 1978...Son of James and Paulette Alexander...His favorite moment in sports, prior to Illinois winning the Big Ten championship, was seeing Evander Holyfield defeat Mike Tyson for the World Heavyweight Title...Lists his grandfather as the most influential person in his athletic career...Enjoys listening to music and watching movies...Major is speech communications.





## CAREER HIGHS

**Points** .....29

vs. Ohio State (1/30/99)

**FG** ...10, three times,

last vs. Indiana, (2/22/00)

**FGA** .....22

vs. Kansas (12/19/98) & vs.

Michigan (1/16/00)

**3P** .....7

vs. Wisconsin (2/6/99)

**3PA** .....14

vs. Michigan State (2/11/99)

**FT** .....7

vs. Michigan (1/16/00) & vs.

Wisconsin-Milwaukee

(12/6/00)

**FTA** .....11

vs. Michigan (2/9/00)

**Rebounds** ....7, three times,

last vs. Penn State (1/31/01)

**Assists** .....6

vs. Charlotte (3/18/01)

**Blocks** ...1, five times,

last vs. Northwestern,

1/17/01

**Steals** .3, three times,

last vs. Northwestern

(3/4/00)

**"Cory Bradford is one of the country's top three-point shooters. He is a dangerous long-range gunner."**

**-ESPN the Magazine**

## Cory Bradford at the NCAA Tournament

### 2000-2001

Date	Opponent	GS	MIN	FG-A	3P-A	FTA	REB	PF	A	TOBLK	ST	PTS
3-16	vs. N'western St.	*	30	4-7	4-5	0-0	0-2-2	1	2	2	0	12
3-18	vs. Charlotte	*	32	4-9	2-6	0-0	0-2-2	3	6	0	0	10
3-23	vs. Kansas	*	24	1-13	1-9	1-2	0-0-0	1	1	3	0	4
3-25	vs. Arizona	*	34	8-14	6-11	0-0	1-0-1	1	1	1	0	22

### 1999-2000

Date	Opponent	GS	MIN	FG-A	3P-A	FTA	REB	PF	A	TOBLK	ST	PTS
3-17	vs. Pennsylvania	*	31	2-9	1-5	0-0	0-2-2	0	0	5	0	5
3-19	vs. Florida	*	37	8-16	5-10	6-8	0-3-3	3	3	3	0	27

## BRADFORD'S CAREER STATISTICS

Year	G-GS	MIN-Avg	FGM-A/%	3PM-A/%	FTM-A/%	OR-DR — TOT/Avg	PF-DQ	A	TO	B	S	PTS/Avg
98-99	32-32	1127-35.2	174-450/.387	85-205/.415	61-90/.678	16-68--84/2.6	61-1	62	78	1	25	494/15.4
99-00	32-32	1048-32.8	156-421/.371	96-255/.376	82-112/.732	20-60--80/2.5	40-0	63	52	1	31	490/15.3
00-01	35-35	1043-29.8	113-298/.379	72-194/.371	47-59/.797	26-63--89/2.5	60-0	63	67	3	23	345/9.9
<b>Total</b>	<b>99-99</b>	<b>3218-32.5</b>	<b>443-1169/.379</b>	<b>253-654/.387</b>	<b>190-261/.728</b>	<b>62-191--253/2.6</b>	<b>161-1</b>	<b>188</b>	<b>197</b>	<b>5</b>	<b>79</b>	<b>1329/13.4</b>



# FIGHTING ILLINI

## #34 Brian Cook\*\*



### Junior Forward • 6-10 • 240

### Lincoln, Ill./Lincoln H.S.

#### AT ILLINOIS

**2001-2002 Junior:** Helped U.S. to gold medal at the World Championships for Young Men in Japan in August ... Among the nation's Top 50 players by John Wooden Award All-America team preseason list.

**2000-2001 Sophomore:** Second-Team All-Big Ten selection by the media... Third-Team All-Big Ten pick by the coaches... Won the team Ralf Woods Free Throw Award for highest free-throw percentage in Big Ten games (35-39, .897) ... Led team in rebounding (6.1 rpg) and was Illinois' third-leading scorer, averaging 11.2 points per game... Earned Big Ten Player of the Week honors in December after erupting for career-high 25 points against Missouri (12/21) and 18 points against Texas (12/23), including 23 points in the first half against Mizzou... His 45 blocked shots led the Illini and ranks sixth on the Illinois single-season list... Ranked seventh in the Big Ten in blocks (1.36 per game), seventh in field goal percentage (.546) and 10th in rebounding... Had four double-doubles on the season... Joins Cory Bradford as the only two players to start every game in 2000-01... Led Illini with five double-digit rebounding games... Scored in double figures 21 times... Grabbed a career-high, and team season-high 14 rebounds in victory over UNLV (11/20)... Scored 22 points with 10 field goals at Penn State (1/31)... Had 15 points and eight rebounds in NCAA opening round victory over Northwestern St... Scored a team-high 16 points and grabbed eight boards in second round win over Charlotte... One of 12 members of the 2000 USA Basketball World Championship team for players 20-years-and-under that earned a Silver Medal in the World Qualifying tournament in Brazil... Chosen as the Big Ten Preseason Player of the Year by *Lindy's Magazine*... Selected in *Sports Illustrated* as the player's choice for Big Ten's "Best Future Pro."

**1999-2000 Freshman:** Big Ten Co-Freshman-of-the-Year as chosen by the coaches... Played in every game and started the last 17 of the season, averaging 18.9 minutes per game... Named to Big Ten All-Tournament team after having back-to-back 18 point games and seven against Michigan State in the title game... Earned first career start on Jan. 22 against Penn State after Marcus Griffin was sidelined with a knee injury... Averaged 11.2 points and 5.4 rebounds per game in the 17 games he has started... Scored in double figures eight times during the season, with a career-high 21 coming against Iowa on Feb. 12... Led the team in scoring eight times - 18 vs. Bethune-Cookman (12/28), 20 vs. Penn State (1/22), 19 vs. Iowa (1/26), 16 vs. Minnesota (2/2), 21 vs. Iowa (2/12), 17 vs. Ohio St. (2/27), 18 vs.

Indiana (3/10), and 18 vs. Penn St. (3/11)... Led the team in rebounds ten times - seven vs. Seton Hall (12/5), five vs. Purdue (1/12), six vs. Michigan State (1/30), seven vs. Penn State (2/6), five vs. Iowa (2/12), seven against both Northwestern (2/19) and Indiana (2/22), and 10 vs. Ohio St. (2/27), and eight vs. Indiana (3/10)... Scored 20 points in first career start vs Penn State (1/22) on 9-of-15 shooting... Had 15 points (7-of-9 FG's) and seven boards in 35 minutes against Penn State (2/6)... Earned first career double-double with 17 points and 10 rebounds against Ohio St. on Feb. 27... Was the third consecutive Illinois Mr. Basketball to sign with the Fighting Illini, following the lead of Sergio McClain (1997) and Frank Williams (1998).

#### HIGH SCHOOL

A McDonald's All-America selection, he played 21 minutes in the all-star game and had 14 points, 10 rebounds, three blocks, two assists and one steal... As a senior he averaged 21.7 points, 10.1 rebounds, 3.2 blocks, two steals and 1.8 assists in leading Lincoln to its first Elite Eight berth in 19 years... In the Railsplitters' 59-43 loss to Warren High School in the Elite Eight, Cook led the team with 19 points, eight rebounds and six blocked shots... He was a 74 percent free-throw shooter and made 52 percent of his shots from the field, including 30 percent from three-point range... He led the team in scoring 21 times and scored a season-high 34 points against Southeast (Springfield) on Feb. 19... He had 18 double-figure rebounding games with a high of 15 on two occasions... Other honors include: first team all-state by the *News-Gazette*, *Chicago Tribune*, Illinois Basketball Coaches Association, *Decatur Herald & Review* 1999 Area Player of the Year and *Parade* All-American... He played in the Illinois Basketball Coaches Association all-star game and the Wendy's All-Star Classic as well as the all-star tournament between Illinois, Indiana, Michigan and Ohio.

#### PERSONAL

Born Dec. 4, 1980 ... The son of Joyce Cook and Norman Cook, who played basketball for Kansas and then the Boston Celtics (1979-80) ... Has two younger sisters, Kristina and Natasha ... His uncle, Joe Cook, lettered in basketball for Duke in 1988 and 1990 ... Away from the basketball court, he enjoys fishing and playing Playstation ... The most influential person in his athletic career is his mother, Joyce, "because she has done so much for me all through the years and I want to be able to give her back something someday." ... Majoring in sports management.

#### CAREER HIGHS

**Points** .....25  
vs. Missouri (12/21/00)

**FG** .....10  
vs. Missouri (12/21/00) & vs.  
Penn State (1/31/01)

**FGA** .....15  
vs. Penn State (1/22/00) &  
vs. Penn State (1/31/01)

**3P** .....3  
vs. Purdue (2/10/01)

**3PA** ... .5, three times,  
last vs. Charlotte (3/18/01)

**FT** .....7  
vs. Iowa (2/12/00)

**FTA** ... .7, three times,  
last vs. Northwestern  
(2/19/00)

**Rebounds** .....14  
vs. UNLV (11/20/00)

**Assists** .....4  
vs. Maryland (11/21/00) &  
vs. Ohio State (1/6/01)

**Blocks** .....6  
vs. Minnesota (1/3/01)

**Steals** .....4  
vs. Indiana (2/22/00)



"(Cook) has the ability to go inside-outside. He's quick, he's got great touch, he moves exceptionally well on the floor, and he's really active on the glass as well. This kid has a world of potential."

-Dick Vitale, ESPN

### Brian Cook at the NCAA Tournament

#### 2000-2001

Date	Opponent	GS	MIN	FG-A	3P-A	FT-A	REB	PF	A	TO	BLK	ST	PTS
3-16	vs. N'western St.	*	21	6-8	0-1	3-3	3-5-8	4	0	3	1	0	15
3-18	vs. Charlotte	*	31	7-13	2-5	0-0	2-6-8	2	1	2	0	0	16
3-23	vs. Kansas	*	19	3-5	0-1	0-0	3-1-4	5	2	1	0	2	6
3-25	vs. Arizona	*	10	2-4	0-1	0-0	1-1-2	5	1	2	0	0	4

#### 1999-2000

Date	Opponent	GS	MIN	FG-A	3P-A	FT-A	REB	PF	A	TO	BLK	ST	PTS
3-17	vs. Pennsylvania	*	13	0-2	0-1	0-0	0-2-2	1	0	2	0	0	0
3-19	vs. Florida	*	14	1-5	0-1	0-0	1-1-2	3	2	0	0	0	2

### COOK'S CAREER STATISTICS


Year	G-GS	MIN-Avg	FGM-A/%	3PM-A/%	FTM-A/%	OR-DR — TOT/Avg	PF-DQ	A	TO	B	S	PTS/Avg
99-00	32-17	595-18.6	112-213/.526	12-38/.316	51-83/.614	48-95--143/4.5	76-1	24	40	28	22	287/9.0
00-01	35-35	846-24.2	147-269/.546	28-76/.368	69-86/.802	72-140--212/6.1	118-6	43	66	45	21	391/11.2
<b>Total</b>	<b>67-52</b>	<b>1433-21.4</b>	<b>259-482/.537</b>	<b>40-114/.351</b>	<b>120-169/.710</b>	<b>120-227--347/5.2</b>	<b>194-7</b>	<b>67</b>	<b>106</b>	<b>73</b>	<b>43</b>	<b>678/10.1</b>



# FIGHTING ILLINI

## #24 Sean Harrington\*\*

### Junior Guard • 6-3 • 185 Bartlett, Ill./Elgin H.S.



#### CAREER HIGHS

**Points** .....17  
vs. Texas Southern  
(11/26/00)

**FG** .....6  
vs. Texas Southern  
(11/26/00)

**FGA** .....9  
vs. Arizona (11/22/00)

**3P** .....5  
vs. Arizona (11/22/00) & vs.  
Texas Southern (11/26/00)

**3PA** .....9  
vs. Arizona (11/22/00)

**FT** .....4  
vs. Northwestern (3/4/00)

**FTA** .....5  
vs. Penn State (1/31/01)

**Rebounds** .....5  
vs. Purdue (2/10/01)

**Assists** .....5  
vs. Northwestern State  
(3/16/01)

**Blocks** .....1  
vs. Minnesota (2/17/00) &  
vs. Indiana (2/17/01)

**Steals** .....4  
vs. Michigan (1/13/01)

#### AT ILLINOIS

**2000-01 Sophomore:** Academic All-Big Ten selection ... Ranked No. 1 in the Big Ten in three-point field goal shooting (.459)...Set an Illinois record by making nine consecutive three-point field goals from the 7:45 mark of the second half against Arizona (11/22) until the 9:56 mark of the first half vs. Kansas State (12/2)... A perfect 5-for-5 performance against Texas Southern (11/26) came in between the misses...Came off the bench to score 15 points on 5-9 three-point shooting against Arizona (11/22) to help Illinois overcome 15-point deficit in final minutes before losing by three...Drained three treys and scored 13 points in the final regular season game at Minnesota...Scored 13 points in Big Ten Tournament victory over Purdue on four of five field goals, including three three-pointers...Had career-high five assists in NCAA Tournament victory over Northwestern St.

**1999-2000 Freshman:** Saw time as a reserve, playing in 28 of 30 games...Averaged 10.9 minutes and 3.0 points per game...Scored career high against Michigan State (1/30) with eight points on 3-of-5 shooting, while also pulling down three rebounds in 15 minutes of action... Tied career high in semifinals of Big Ten Tournament with eight points, including two threes, against Penn State on March 11...Scored seven points against Purdue (1/12) in only 10 minutes going 2-for-2 from beyond the arc...Scored seven points against Northwestern in regular season finale on March 4...Scored six points against Michigan State and five against Indiana in the Big Ten Tournament...Shot 39 percent (17-of-44) from three-point land on the season ... Finished the season with a streak of 18 consecutive free throws made dating back to Bethune-Cookman on Dec. 28, 1999.

#### HIGH SCHOOL

As a senior, Harrington led Elgin High School where he played for his father head coach Jim Harrington, to a 20-10 record and the sectional finals...In his final high school game, Harrington poured in 29 points to lead the team in a 71-55 loss to Schaumburg in the sectional finals...In regional semifinal action, he went 13-for-15 from the line and score a team-high 22 points in a 52-39 victory over Larkin...The following game, his 24 points helped lead Elgin to a fifth-straight regional title with a 65-33 win over Hersey...Harrington finished his

career as Elgin High School's all-time leading scorer with 2,119 points...He holds 62 school records including most career points, career three-point goals (264), three-pointers made in a season (86 in 1998), career free throws made (627), and career free throw percentage (.840)...He averaged 24.0 points, 6.1 assists and 4.1 rebounds as a senior after averaging 22.1 points, 4.4 rebounds and 6.3 assists as a junior...He averaged 17.5 points as a sophomore in 1997 and 8.3 as a freshman in 1996...He hit the 20-point mark 52 times in his career, including 20 times in 1998-99...He scored a career-high 42 points against Larkin as a sophomore (2/25/97), and almost matched that total his senior year with a season-high of 41 against Maine West on 11/24/98.

#### PERSONAL

Born on Nov. 20, 1980...Son of Jim and Carole Harrington...A four-year letterwinner in basketball and a two-year letterwinner in golf...In addition to his excellent play on the court, Harrington was a straight-A student and a member of the National Honor Society at Elgin High School...Enjoys playing golf and video games in his free time...The person who most influenced his athletic career is his father, Jim, who coached Sean in high school ... Majoring in advertising ... Featured on an ESPN Outside the Lines segment in March 2001 for balancing athletics and academics ... Joined head coach Bill Self and teammates Lucas Johnson and Damir Krupalija as the guest Seventh-Inning Conductors at Wrigley Field in May, 2001.



"Harrington can flat-out shoot the ball. He can really light up the tri-fecta. He's got great range."

-Dick Vitale, ESPN



### Sean Harrington at the NCAA Tournament

#### 2000-2001

Date	Opponent	GS	MIN	FG-A	3P-A	FT-A	REB	PF	A	TO	BLK	ST	PTS
3-16	vs. N'western St.	24	1-5	1-3	0-0	0-2-2	0	5	2	0	3	3	
3-18	vs. Charlotte	20	2-4	2-3	0-0	0-0-0	0	0	1	0	1	6	
3-23	vs. Kansas	15	0-1	0-1	0-2	0-0-0	0	0	1	0	1	0	
3-25	vs. Arizona	15	1-5	1-4	0-0	0-0-0	1	0	0	0	1	3	

#### 1999-2000

Date	Opponent	GS	MIN	FG-A	3P-A	FT-A	REB	PF	A	TO	BLK	ST	PTS
3-17	vs. Pennsylvania	12	1-2	1-1	0-0	1-0-1	0	1	0	0	0	3	
3-19	vs. Florida	15	2-5	2-5	0-0	0-0-0	0	0	1	0	0	6	

### HARRINGTON'S CAREER STATISTICS

Year	G-GS	MIN-Avg	FGM-A/%	3PM-A/%	FTM-A/%	OR-DR — TOT/Avg	PF-DQ	A	TO	B	S	PTS/Avg
99-00	30-0	331/11.0	26-68/.382	20-50/.400	20-24/.833	1-14--15/0.5	23-0	29	17	1	9	92/3.1
00-01	35-1	615/17.6	61-147/.415	51-111/.459	27-39/.692	2-47--49/1.4	45-0	41	18	1	27	200/5.7
<b>Total</b>	<b>65-1</b>	<b>946-14.6</b>	<b>87-215/.405</b>	<b>71-161/.441</b>	<b>47-63/.746</b>	<b>3-61--64/1.0</b>	<b>68-0</b>	<b>70</b>	<b>35</b>	<b>2</b>	<b>36</b>	<b>292/4.5</b>



# FIGHTING ILLINI

## #25 Jerrance Howard\*



### Sophomore Guard • 6-1 • 190 Peoria, Ill./Peoria H.S.

#### AT ILLINOIS

**2000-01 Freshman:** Spelled Frank Williams as a backup point guard and saw action in 25 games...Had season-high four assists vs. Wisconsin-Milwaukee (12/6)...Scored season-high four points and grabbed season-high three rebounds against Penn State (1/20).

**1999-2000 Redshirt Season:** Sat out the season as a redshirt after becoming eligible midway through the season. Retained four years of eligibility.

#### HIGH SCHOOL

Averaged 10.0 points, 7.8 assists and 4.0 rebounds as a senior at Peoria High School...A four-year basketball letterman...Helped lead Peoria to a 23-4 record...Shot 47.5 percent from the field (85-of-179), and 31 percent from three-point range (9-of-29)...A 70 percent free throw shooter (37-of-53)...Second team all-state selection (Illinois Basketball Coaches Association, News-Gazette)...Third team all-state selection (Associated Press)...First team all-conference...Chosen for the Peoria Area Top 5 list...Played for Coach Chuck Buescher...Verbally committed to Illinois as a junior, signed with the Illini in the fall signing period.

#### PERSONAL

Born May 28, 1980...Son of Al and Mary Hopson...Has six brothers and sisters...Chosen as Homecoming King as a senior...A member of student council and the junior leadership program...Peoria's junior class president and a Senior Ambassador...One of many Michael Jordan fans on the Illini team, Jerrance likes the former NBA all-star because of his hard work and love for the game...Played one year in high school with former Indiana University star A.J. Guyton...Spent some of the 1999 summer working out with Guyton in Bloomington...Majoring in speech communications.

#### CAREER HIGHS

**Points** .....4  
vs. Penn State (1/20/01)

**FG** .....1, four times  
last vs. Penn State (1/20/01)

**FGA** .....3  
vs. Maine (11/17/00)

**3P** .....0

**3PA** .....1  
vs. Northwestern State  
(3/16/01)

**FT** .....2  
vs. Penn State (1/20/01)

**FTA** .....2  
vs. Michigan (1/13/01) & vs.  
Penn State (1/20/01)

**Rebounds** .....3  
vs. Maine (11/17/00)

**Assists** .....4  
vs. Wisconsin-Milwaukee  
(12/6/00)

**Blocks** .....1  
vs. Texas Southern  
(11/26/00)

**Steals** .....0





### Jerrance Howard at the NCAA Tournament

2000-2001

Date	Opponent	GS	MIN	FG-A	3P-A	FT-A	REB	PF	A	TO	BLK	ST	PTS
3-16	vs. N'western St.	3	0-2	0-1	0-0	0-0-0	0	2	0	0	0	0	0
3-18	vs. Charlotte	1	0-0	0-0	0-0	0-0-0	0	0	1	0	0	0	0

### HOWARD'S CAREER STATISTICS

Year	G-GS	MIN-Avg	FGM-A/%	3PM-A/%	FTM-A/%	OR-DR — TOT/Avg	PF-DQ	A	TO	B	S	PTS/Avg
00-01	25-0	85-3.4	4-15/.267	0-1/.000	2-4/.500	2-7-9/0.4	12-0	10	7	1	0	10/0.4
<b>Total</b>	<b>25-0</b>	<b>85-3.4</b>	<b>4-15/.267</b>	<b>0-1/.000</b>	<b>2-4/.500</b>	<b>2-7-9/0.4</b>	<b>12-0</b>	<b>10</b>	<b>7</b>	<b>1</b>	<b>0</b>	<b>10/0.4</b>



# FIGHTING ILLINI

## #22 Lucas Johnson\*\*\*



### Senior Forward • 6-8 • 230

### Des Plaines, Ill./Maine West H.S.

#### AT ILLINOIS

**2000-01 Junior:** One of Illinois' first players off the bench...Ranked fourth on the team in assists (59), fifth in steals and seventh in rebounds, while leading the team in floor burns...Shot 43 percent (9-21) from three-point range, and 51 percent from the field, in Big Ten games...Shaved his head prior to the first game in Maui on Nov. 20...Started two games this season in place of injured Sergio McClain...Key performance came at Indiana when he scored eight consecutive points on three straight field goals midway of second half...Scored season-high 16 points and grabbed eight rebounds in victory over Iowa (2/24) ... Came off the bench to score 15 points in Sweet Sixteen victory over Kansas (3/23) ... Was perfect from the field (2-2) and free-throw line (2-2) to score eight points vs. Arizona (3/25).

**1999-2000 Sophomore:** Played in all 32 games, starting 13 times, including the last 12 games of the season ...Averaged 6.1 points per game...Scored in double figures seven times on the season...Second on the team with 40 percent accuracy (29-of-73) from three-point land...Scored 15 vs Western Illinois (11/19), on 5-of-6 shooting, including a perfect 4-of-4 from three-point land in only 14 minutes...Had 13 vs. Texas-Pan American (12/8), shooting 5-of-8 from the floor and dishing out three assists...Scored 14 vs. Kansas State (12/11), going 3-of-4 from beyond the arc, while pulling down four rebounds...Scored 14 vs. Bethune-Cookman (12/28), pouring in 4-of-5 three point baskets in 20 minutes...Scored 15 vs Loyola Chicago (12/30), going 4-of-6 from three point range, and pulled down six rebounds in a season high 28 minutes ...Had 16 points vs Iowa (2/12), going 12-of-14 from the free throw line, had four rebounds, three assists and two steals in 28 minutes of action...Scored 18 vs Minnesota (2/17) on 4-6 shooting from beyond the arc, and collected 5 rebounds in 26 minutes...Had seven rebounds twice in the Big Ten Tournament, vs. Indiana (3/10) and Penn St. (3/12).

**1998-99 Freshman:** Did not see action in the season opener against Wake Forest, but played in every other game and averaged 19.9 minutes per game for the season...Started four regular season and three Big Ten Tournament games...Ended the regular season shooting only 27 percent from the field (22-for-83) and 25 percent from three-point range (9-for-36), but he went on a tear in the Big Ten Tournament. In four tourney games, he scored in double figures three times and averaged 12.5 ppg. He shot 50 percent from the field (15-for-30) and 43 percent from three-point range (6-for-14) ...Led the

team with 17 points against Indiana (3/5)...Played 25 minutes against Northwestern (1/9) and was the leading bench scorer with eight points...Got his first collegiate start against the Nittany Lions (1/23) and had two points, three rebounds, three assists, and five steals...Against Michigan, after Robbie Reid nailed a three-pointer with 56 seconds remaining to give the Wolverines a 58-56 lead, Johnson answered with a trey at the 40-second mark to give Illinois a 59-58 lead in the game that UI eventually won, 61-59...After a five-game stretch (Ohio State-1/30, Minnesota-2/3, Wisconsin-2/6, Michigan State-2/11, Purdue-2/13) where he was 1-for-14 from the floor and 0-for-6 from three-point range, he got back on the scoreboard with eight points against Northwestern (2/17)...Won the Ralf Woods Memorial Award for leading the team in free throw shooting (76.7 percent)...In Australia, Johnson averaged 9.1 ppg and 3.6 rpg...Represented Illinois on the Big Ten traveling team in August... Averaged 3.7 ppg and 3.0 rpg in six games with the Big Ten team.

#### HIGH SCHOOL

An all-state selection (IBCAs, *News-Gazette, Chicago Sun-Times*) after averaging 17 points, seven rebounds and four assists for Maine West...In the state quarterfinals against Fenwick, Johnson tallied eight points, five rebounds, and four assists despite getting a head injury that required 13 stitches...In the semi-final loss to Galesburg Johnson had seven points, eight rebounds, and two assists; in the consolation game he led the team with 19 points and six rebounds ...Averaged 11.3 points, 6.3 rebounds and 2.3 assists in the state tournament games...MVP of the Wheeling Hardwood Classic in 1996 and 1997...Led Maine West to a 28-5 record, the Wheeling Hardwood Holiday Classic title and fourth place in the Class AA state tournament...Had eight points, one rebound and two assists in the IBCA All-Star game in June, 1998.

#### PERSONAL

Born May 3, 1980...The son of Ron and Leslie Johnson, and the younger brother of former Illini Brian Johnson, a member of the 1998 Big Ten championship team...Another brother, Brad (twin with Brian) played basketball at Northern Illinois ... Lucas was an honor roll student all four years of high school...He lists his greatest thrill in sports as helping Maine West place fourth in the state tournament in 1998...Enjoys playing golf in his spare time...He worked as a runner at the Chicago Board of Trade the summer following his senior year ...Majoring in business administration ... Joined head coach Bill Self and teammates Sean Harrington and Damir Krupalija as the guest Seventh-Inning Conductors at Wrigley Field in May, 2001.

#### CAREER HIGHS

**Points** .....18  
vs. Minnesota (2/17/00)

**FG** ....5, four times,  
last vs. Minnesota (2/17/00)

**FGA** .....9  
vs. Purdue (1/13/99)

**3FG** ...4, four times,  
last vs. Minnesota (2/17/00)

**3FGA** .....6  
vs. Loyola-Chicago  
(12/30/99) & vs. Minnesota  
(2/17/00)

**FT** .....12  
vs. Iowa (2/12/00)

**FTA** .....14  
vs. Iowa (2/12/00)

**Rebounds** .....8  
vs. Seton Hall (12/9/00) &  
vs. Iowa (2/24/01)

**Assists** .....5  
vs. Duke (11/30/99) & vs.  
Texas Southern (11/26/00)

**Blocks** .....2  
vs. Indiana (2/22/00)

**Steals** .....5  
vs. Penn State (1/23/99)





**"When Lucas is on the floor he makes everyone else play like him. Lucas Johnson is the kind of player great teams have."**

**-Digger Phelps, ESPN**

### Lucas Johnson at the NCAA Tournament

#### 2000-2001

Date	Opponent	GS	MIN	FG-A	3P-A	FT-A	REB	PF	A	TO	BLK	ST	PTS
3-16	vs. N'western St.	19	1-2	1-2	4-4	2-0-2	2	0	0	1	1	7	
3-18	vs. Charlotte	15	1-4	0-3	0-0	0-1-1	1	1	0	0	0	2	
3-23	vs. Kansas	25	3-4	2-3	7-8	2-3-5	3	3	3	0	0	15	
3-25	vs. Arizona	18	2-2	2-2	2-2	0-2-2	5	2	0	0	1	8	

#### 1999-2000

Date	Opponent	GS	MIN	FG-A	3P-A	FT-A	REB	PF	A	TO	BLK	ST	PTS
3-17	vs. Pennsylvania	*	19	2-3	0-0	6-8	1-4-5	4	2	0	0	0	10
3-19	vs. Florida	*	30	1-6	0-3	0-0	2-5-7	4	4	1	0	0	2

### JOHNSON'S CAREER STATISTICS

Year	G-GS	MIN-Avg	FGM-A/%	3PM-A/%	FTM-A/%	OR-DR — TOT/Avg	PF-DQ	A	TO	B	S	PTS/Avg
98-99	31-7	616-19.9	37-113/.327	15-50/.300	46-60/.767	39-57--96/3.1	67-2	45	58	4	12	135/4.4
99-00	32-13	652-20.4	50-119/.420	29-73/.397	67-92/.728	30-76--106/3.3	74-0	62	39	7	25	196/6.1
00-01	35-2	608-17.4	48-104/.462	18-52/.346	62-83/.747	39-77--116/3.3	78-2	59	38	5	20	176/5.0
<b>Totals</b>	<b>98-22</b>	<b>1876-19.1</b>	<b>135-336/.402</b>	<b>62-175/.354</b>	<b>175-235/.745</b>	<b>108-210--318/3.2</b>	<b>219-4</b>	<b>166</b>	<b>135</b>	<b>16</b>	<b>57</b>	<b>507/5.2</b>

HAIL TO THE BLUE



# FIGHTING ILLINI

## #33 Damir Krupalija\*\*\*



### Senior Forward • 6-9 • 235 Rockford, Ill./Boylan H.S.

#### AT ILLINOIS

**2000-01 Junior:** Had his knee scoped prior to the open of practice (Oct. 13) and missed eight games prior to the start of conference play... Played in five non-conference games, coming off the bench to play 18 minutes, make all five field-goal attempts on his way to 13 points and grab five rebounds against then-No. 1 Arizona in the Maui Invitational championship game ... Averaged 4.8 points and 4.0 rebounds during Big Ten Conference play ... Averaging 6.5 points and 5.7 rebounds off the bench over the last twelve games ... Posted a double-double with 15 points and 12 rebounds in win over Northwestern (2/3)... Scored 13 points and grabbed nine rebounds in home finale against Iowa (2/24) ... Had nine points and seven rebounds in Big Ten Tournament win over Purdue... Had 12 points, eight rebounds, and four assists in 17 minutes of play during NCAA Tournament win over Northwestern State ... Had seven points and seven boards in win over Kansas (3/23) ... Had seven points and five boards in season-ending loss to Arizona (3/25).

**1999-2000 Sophomore:** Battled injuries during his sophomore season, missing five games - Kansas State (12/11), Bethune-Cookman (12/28), Loyola-Chicago (12/30), Ohio State (1/6) and Wisconsin (1/8) with a sprained toe... Averaged 13.8 minutes, 4.0 points, and 4.1 rebounds per game as a reserve power forward ... Shot 58 percent from the field (43-of-74) during the regular season... Led the team in rebounds four times during the season ... Had a team high six rebounds against Western Illinois (11/19), while scoring six points in 19 minutes... Had a team-high eight boards vs. Bradley (11/22), to go along with nine points and two assists... Had six rebounds against Minnesota (2/17) and two points in 14 minutes... Played a season-high 24 minutes at Michigan (1/16), scoring a season-high 10 points on 4-of-7 shooting... Matched his season high with 10 points in home victories over Michigan (2/9) and Indiana (2/22)... Scored seven points with seven rebounds and three steals vs. Indiana in Big Ten Tourney opener (3/10)... Scored nine points with a season-high 10 rebounds, three steals and three assists a day later in semifinal victory over Penn St. (3/11).

**1998-99 Freshman:** After originally planning to redshirt, Krupalija played in his first Illini game on Dec. 5 against Bradley. He scored two points and had two rebounds and a steal in 10 minutes of action against the Braves... Aggressive on the boards, he averaged 10.0 rpg in consecutive games against Kansas, Missouri, Clemson and Indiana... He grabbed 11 rebounds in the win against Clemson, and a season-high 16 against Indiana (1/3)... Got his first collegiate start against Iowa (1/7)... Got back on the boards with nine rebounds against Michigan State (1/16), after having a total of four in the three previous games... Logged his first of three double fig-

ure scoring games with 10 points at Minnesota (2/3). He also had six rebounds, one assist and two steals against the Gophers... Following that game, he was back in the starting lineup and started the remaining 10 games of the year... Led Illinois with 18 points against Iowa (2/21). Against the Hawkeyes he was 7-for-9 from the floor, 2-for-2 from three-point range, 2-for-2 from the line, had nine rebounds, two assists, two steals and a block... Scored a season-high 19 points in the final regular-season game against Indiana (2/24). Logged his first career double-double collecting 12 rebounds against the Hoosiers ... Grabbed 10 boards in the Big Ten Tournament quarterfinal game against Indiana (3/5) giving him double figures on the boards in all three games against Indiana this year (average of 12.7 rpg)... Averaged 4.5 points and 5.0 rebounds in four Big Ten Tournament games ... Led the Illini with 8.6 rpg in seven contests down under in Australia; also averaged 10.9 ppg... His 67.4 percentage (31-of-46) from the field led the team on the Australian tour.

#### HIGH SCHOOL

An all-state selection in 1998 by the News-Gazette, Chicago Tribune and Associated Press... Averaged 19 points, 12 rebounds and 4.5 assists per game in 1998... Played for Steve Goers at Rockford Boylan and led the Titans to conference championships in 1996-98... Led Rockford Boylan to a 31-4 record and fourth place finish at the state tournament in 1997... Led the Titans to the super-sectionals in 1996 and 1998... Led all players in the IBCA all-star game with 11 rebounds, also had four points, four assists and two steals in helping lead the North team to a 111-79 victory over the South all-stars ... Averaged 17 points, and 10 rebounds as a junior... In the 1997 state tournament Damir averaged 11.3 points and six rebounds... Posted a double-double with 21 points and 14 rebounds in Boylan's 60-55 semi-final loss to Aurora West in 1997.

#### PERSONAL

Born June 13, 1979... Damir was born in Sarajevo, Yugoslavia, which is now Bosnia and Herzegovina ... Fled his war-torn country in 1992 and lived in the Czech Republic for three years before coming to the United States in 1995... His parents joined him in 1995... Son of Sead and Zora Krupalija... Has a younger sister Jasna, who is a freshman at Illinois ... He was an honor roll student and a member of the National Honor Society... His favorite athlete is Tony Kukoc because, "He is a big man playing the guard position..."... He lists his grandfather as the person who has most influenced his athletic career because, "he got me started running track and field when I was younger." ... Majoring in business administration ... Joined head coach Bill Self and teammates Sean Harrington and Lucas Johnson as the guest Seventh-Inning Conductors at Wrigley Field in May, 2001.

#### CAREER HIGHS

**Points** .....19  
vs. Indiana (2/24/99)

**FG** .....7  
vs. Iowa (2/21/99)

**FGA** .....11  
vs. Northwestern (2/3/01)

**3P** .....2  
vs. Iowa (2/21/99) & vs.  
Western Illinois (11/19/99)

**3PA** .....4  
vs. Western Illinois  
(11/19/99)

**FT** .....7  
vs. Indiana (2/24/99)

**FTA** ... 8, three times,  
last vs. Iowa (2/24/01)

**Rebounds** .....16  
vs. Indiana (1/3/98)

**Assists** .....4  
vs. Clemson (12/29/98) & vs.  
Northwestern State  
(3/16/01)

**Blocks** .....3  
vs. Ohio State (1/30/99)

**Steals** . 3, three times,  
last vs. Purdue (2/10/01)



**"Krupalija is some kind of a rebounder. He gets in good position and he's strong. He's got such good instincts for rebounding."**

**-Billy Packer, CBS**

**Damir Krupalija at the NCAA Tournament**

**2000-2001**

Date	Opponent	GS	MIN	FG-A	3P-A	FT-A	REB	PF	A	TO	BLK	ST	PTS
3-16	vs. N'western St.		17	4-8	0-0	4-5	3-5-8	2	4	1	0	1	12
3-18	vs. Charlotte		13	1-2	1-1	3-4	1-5-6	0	1	1	0	0	6
3-23	vs. Kansas		18	3-6	0-2	1-3	3-4-7	5	0	0	0	1	7
3-25	vs. Arizona		13	2-4	1-2	2-3	2-3-5	5	0	1	1	1	7

**1999-2000**

Date	Opponent	GS	MIN	FG-A	3P-A	FT-A	REB	PF	A	TO	BLK	ST	PTS
3-17	vs. Pennsylvania		21	3-4	0-0	0-0	2-8-10	0	2	1	0	1	6
3-19	vs. Florida		10	2-2	0-0	2-4	2-2-4	4	2	5	0	0	6

**KRUPALIJA'S CAREER STATISTICS**

Year	G-GS	MIN-Avg	FGM-A/%	3PM-A/%	FTM-A/%	OR-DR — TOT/Avg	PF-DQ	A	TO	B	S	PTS/Avg
98-99	24-12	451-18.8	35-73/.479	6-18/.333	34-53/.642	51-81--132/5.5	54-2	25	40	13	15	110/4.6
99-00	27-0	373-13.8	43-74/.581	5-18/.278	16-31/.516	39-73--112/4.1	51-1	28	24	6	20	107/4.0
00-01	27-0	280-10.4	43-72/.597	7-15/.467	36-53/.679	34-71--105/3.9	43-2	18	24	4	16	129/4.8
<b>Totals</b>	<b>78-12</b>	<b>1104-14.2</b>	<b>121-219/.553</b>	<b>18-51/.353</b>	<b>86-137/.628</b>	<b>124-225--349/4.5</b>	<b>148-5</b>	<b>71</b>	<b>88</b>	<b>23</b>	<b>51</b>	<b>346/4.4</b>



# FIGHTING ILLINI

## #00 Brett Melton\*



### Sophomore Guard • 6-5 • 195

### Mahomet, Ill./Mahomet-Seymour H.S.

#### AT ILLINOIS

**2000-01 Freshman:** Saw action in 28 games during his freshman campaign...Scored season-high eight points against Kansas State (12/2)...Scored seven points in win over Michigan (1/13)...Came off the bench to score five points in the first half of the come-from-behind victory over UNLV at Maui Invitational...Had season-high four rebounds against Maine (11/17) and Michigan (1/13).

#### HIGH SCHOOL

Averaged 18 points, 4.5 rebounds and 3 assists per game for his high school career...As a senior, averaged 24.9 points, 5.0 rebounds and 4.0 assists per game...Averaged 22.9 points while shooting 50.3 percent from the floor and 44.2 percent from three-point range as a junior...Was a Top 100 recruit by Bob Gibbons...*Champaign-Urbana News-Gazette* 1999 and 2000 All-Area Player of the Year...Second-team all-state pick in 2000... Second-team All-America selection from his AAU team...First-team All-Cornbelt Conference pick in 1999 and 2000, and conference MVP in 2000...Joined with fellow Illini guard Jerrance Howard in helping their Illinois Warrior AAU squad win national championship in 1999...Played in the Wendy's Classic and Illinois Basketball Coaches Association All-Star Games...Also a member of the honor roll while in high school...As a junior, set the *News-Gazette* Holiday Classic Tournament record with 112 points in three games, while making 22 of 35 three pointers.

#### PERSONAL

Born May 15, 1981...The son of Michael and Cindy Melton...Has an older sister, Kim...Born in Champaign...Distant relative of former Chicago White Sox third baseman, and American League Home Run Champion, Bill Melton...High school coach was Randy Sallade...Enjoys video games, music and golf...NBA star Alan Houston is his favorite player...Said his father most influenced his athletic career by showing him all the fundamentals at a young age...Says his biggest thrill in general is "the last minute of a game in any sport"...Enrolled in the College of Liberal Arts and Sciences studying a general curriculum.

#### CAREER HIGHS

- Points** ..... .8  
vs. Kansas State (12/2/00)
- FG** ..... .3  
vs. Kansas State (12/2/00) &  
vs. Michigan (1/13/01)
- FGA** ..... .8  
vs. Michigan (1/13/01)
- 3P** ..... .2  
vs. Kansas State (12/2/00)
- 3PA** ..... .5  
vs. Kansas State (12/2/00)
- FT** ..... .4  
vs. Penn State (1/20/00)
- FTA** ..... .4  
vs. Penn State (1/20/00)
- Rebounds** ..... .4  
vs. Maine (11/17/00) & vs.  
Michigan (1/13/00)
- Assists** ..... .2  
vs. Illinois-Chicago  
(12/29/00)
- Blocks** ..... .1  
vs. Michigan (1/13/01)
- Steals** . .1, three times,  
last vs. Michigan (1/13/01)





### Brett Melton at the NCAA Tournament

#### 2000-2001

Date	Opponent	GS	MIN	FG-A	3P-A	FT-A	REB	PF	A	TO	BLK	ST	PTS
3-16	vs. N'western St.	3	0-0	0-0	0-0	2-1-3	1	0	1	0	0	0	0
3-18	vs. Charlotte	2	1-1	0-0	0-0	1-0-1	0	0	0	0	0	0	2
3-23	vs. Kansas	0+	0-0	0-0	0-0	0-1-0	0	0	0	0	0	0	0
3-25	vs. Arizona	0+	0-1	0-1	0-0	0-0-0	0	0	0	0	0	0	0

### MELTON'S CAREER STATISTICS

Year	G-GS	MIN-Avg	FGM-A/%	3PM-A/%	FTM-A/%	OR-DR — TOT/Avg	PF-DQ	A	TO	B	S	PTS/Avg
00-01	28-0	157/5.6	15-59/.254	8-40/.200	5-8/.625	10-13--23/0.8	13-0	7	10	1	3	43/1.5
Total	28-0	157/5.6	15-59/.254	8-40/.200	5-8/.625	10-13--23/0.8	13-0	7	10	1	3	43/1.5



# #45 Nick Smith



## Freshman Center • 7-2 • 240 Valrico, Fla./Bloomingdale H.S.

### AT ILLINOIS

**Smith Fact:** The tallest player in University of Illinois basketball history...Is just the fourth 7-footer to play for Illinois following Bill Rucks (7-0, lettered 1973-76), Olaf Blab (7-0, never lettered) and Jens Kujawa (7-0, lettered 1986-88).

**2001-02 Freshman:** Traveled to England and Ireland as part of the Big Ten Tour Team, helping the Big Ten squad to a perfect 6-0 record.

**2000-01 Redshirt Season:** Sat out the season as a redshirt. Retains four years of eligibility ... Selected to play on the 2001 Big Ten Men's Basketball Foreign Tour Team.

### HIGH SCHOOL

Florida Gatorade Player of the Year in 2000...Second-team all-state selection as a senior after being named honorable-mention all-state as a junior...First-team all-conference and All-Hillsborough County performer as a senior...Averaged 25 points, 14 rebounds and five blocks as a senior...Averaged 17 points, 15 rebounds and eight blocks as a junior...High school coach was Jack Sutter...Lettered four years in basketball.

### PERSONAL


Born Sept. 25, 1982...Son of Nick and Donna Smith ... Was an academic letterman twice in high school...Played in the Hillsborough County All-Star Game ... Enjoys playing video games ... Favorite athlete is Shaquille O'Neal "because I've never seen a single player totally dominate a game like he does, not even Jordan"...The first 7-footer to sign with Illinois since Jens Kujawa in 1985...Born in Louisville, Ky...Grandparents, Odell and Edith Moseley, live in the Southern Illinois town of Alto Pass, Ill....Odell is a former school administrator in Urbana...Majoring in business ... Has traveled to Europe as part of high school all-star team.





# FIGHTING ILLINI

## #30 Frank Williams\*\*



### Junior Guard • 6-3 • 205 Peoria, Ill./Manual H.S.

(1/11)... Against Top 25 competition during the 2000-01 season, Williams averaged 19.4 points per game.

**1999-2000 Freshman:** Played in all 32 games, starting 29 and averaging 30.4 minutes per game as the point guard... Ranked second on the team in scoring with 11.4 points per game... Scored in double figures 22 times, and was Illinois' leading scorer in six games... Led the team in assists (4.1 per game), steals (2.3 per game), and free throw percentage (80 percent)... Ranked second in the conference in steals, sixth in assists, and seventh in assist/turnover ratio... Had 14 points against Duke (11/30) to go with three assists and three steals in 25 minutes off the bench... Scored 18 points against Maryland (12/4), along with six assists and three steals... Had a career-high point night vs Kansas State (12/11) with 20 to go along with six rebounds, four assists and two steals... Had career-high 13 assists against Loyola-Chicago (12/30)... Hit game-winning three-pointer at the buzzer as Illinois knocked off Ohio State in the Big Ten opener on Jan. 6... Matched his career high with 20 points at Minnesota (2/17), to go along with four steals, three rebounds and three assists... Led the team in rebounds four times - six vs. Kansas State (12/11), seven vs Wisconsin (1/8), seven vs Penn State (1/22) and career high 10 vs Minnesota (2/2)... Scored 16 points on 6-of-8 shooting, along with six rebounds and six assists in Big Ten Tourney semifinal win over Penn St. (3/11)... Scored team high 11 points in championships game vs. Michigan St. (3/12)... Ranks second on the team in three pointers made with 42.

**1998-99 Redshirt Season:** Frank was a partial qualifier and was able to practice with the team, but was unable to participate in games... The year served as a red-shirt season... Frank got his first playing time as an Illini on the May 1999 trip to Australia... Down Under, Williams averaged 14.4 ppg, second on the team, and 3.7 rebounds... He led the team in scoring in two games, each with a team-high 24 points.

#### HIGH SCHOOL

Frank was named Mr. Basketball for the state of Illinois in 1998 after averaging 24 points, eight rebounds and six assists per game... He was a McDonald's All-American and scored five points and had two assists in helping the East team defeat the West team 128-112... Played in the Magic Johnson Roundball Classic... Nicknamed "Nitty" by high school coach Wayne McClain... He teamed with current Illini Sergio McClain on the 1995, 1996 and 1997 state champion teams... Hit a career-high 11 three pointers against Farragut... Named the most outstanding player of the Pontiac Holiday Tournament after scoring 33 points in Manual's 88-67 victory over Joliet in the championship game... Consensus all-state selection... Hit the game-winning three-pointer in Manual's 52-51 upset victory over Milwaukee Vincent, the nation's ninth ranked team, at the Rockford Showdown in January... Scored 40 points against Farragut, 42 vs. East St. Louis and 38 vs. Proviso West in a one-week span... High School coach Wayne McClain said, "Nobody in America had to do more for his team than Frank. I've never put so much on one player."

#### PERSONAL

Born Feb. 25, 1980... The son of Frank and Mary Williams... Sister, Marlana, was a senior basketball player at Missouri last year... Away from the basketball court, Frank enjoys playing tennis and spending time with friends... His favorite athlete is Michael Jordan because, "he brings so much excitement to the game"... Majoring in speech communications.

#### AT ILLINOIS

**2001-02 Junior:** Preseason All-American by *Playboy Magazine*... Chosen among the Top 50 players in the nation by the John Wooden Award All-America Team... Was a finalist for the U.S. Young Men's national team before having to withdraw because of injury.

**2000-01 Sophomore:** 2001 Big Ten Player of the Year by both the league coaches and media voters... Wooden All-America Team selection... Chicago Tribune Silver Basketball Trophy winner as Big Ten MVP; Illinois' first Silver Basketball winner since 1967... Third-team All-America selection by the Associated Press... Unanimous First-Team All-Big Ten pick by the media and First-Team selection by the coaches... One of 10 finalists for the Associated Press National Player of the Year (finished 7th)... First Illini to win First-team All-Big Ten honors since Kevin Turner in 1998... Second-Team All-America pick by ESPN.com... ESPN.com and *Sporting News* Big Ten Player of the Year... First-team USBWA All-District selection... Named to the first-team on the NABC all-District 11 team... Fighting Illini team MVP... Led Illinois in scoring (14.9 ppg), assists (14.8) and steals (67)... Earned Maui Invitational All-Tournament honors after averaging 23.3 points in the three games, including a career-high 27 points in championship game against Arizona... Was just one vote from being unanimous selection for Maui All-Tournament team... Earned Big Ten Player of the Week honors after Maui Invitational performance and after leading Illini to victories over Wisconsin (2/13) and Indiana (2/17)... Led Illini by scoring in double figures 27 times this season... Sat out the victory over Michigan (1/13) after suffering a bruised tailbone near end of game at Iowa





**“(Williams)  
no longer  
merely fills  
his position.  
He owns it  
now.”**

**-Mike DeCourcy,  
The Sporting News**

**CAREER HIGHS**

Points .....30  
vs. Kansas (3/23/01)

FG .....11  
vs. Kansas (3/23/01)

FGA .....24  
vs. Kansas (3/23/01)

3P .....3, six times,  
last vs. Kansas (3/23/01)

3PA .....10  
vs. Duke (11/30/99)

FT .....9  
vs. Duke (11/28/00) & vs.  
Arizona (12/16/00)

FTA .....11  
vs. UNLV (11/20/00) & vs.  
Indiana (2/17/01)

Rebounds .....10  
vs. Minnesota (2/2/00) & vs.  
Charlotte (3/18/01)

Assists .....13  
vs. Loyola-Chicago (12/30/99)

Blocks .....2  
vs. Iowa (1/11/01)

Steals .....6  
vs. Bethune-Cookman  
(12/28/99)

**Frank Williams at the NCAA Tournament**

**2000-2001**

Date	Opponent	GS	MIN	FG-A	3P-A	FTA	REB	PF	A	TO	BLK	ST	PTS
3-16	vs. N'western St.	*	30	4-7	1-2	2-2	1-3-4	3	8	3	0	2	11
3-18	vs. Charlotte	*	27	3-9	1-5	4-6	1-9-10	3	4	1	0	2	11
3-23	vs. Kansas	*	36	11-24	3-7	5-5	0-5-5	0	3	0	0	3	30
3-25	vs. Arizona	*	31	3-15	1-6	2-2	0-1-1	2	5	5	0	1	9

**1999-2000**

Date	Opponent	GS	MIN	FG-A	3P-A	FTA	REB	PF	A	TO	BLK	ST	PTS
3-17	vs. Pennsylvania	*	35	6-9	3-5	6-6	0-2-2	1	3	5	0	3	21
3-19	vs. Florida	*	28	3-11	0-4	0-0	0-2-2	4	2	3	0	1	6


**WILLIAMS' CAREER STATISTICS**

Year	G-GS	MIN-Avg	FGM-A/%	3PM-A/%	FTM-A/%	OR-DR — TOT/Avg	PF-DQ	A	TO	B	S	PTS/Avg
99-00	32-29	972/30.4	125-327/.382	42-133/.316	74-92/.804	17-93--110/3.4	41-0	131	90	9	74	366/11.4
00-01	34-34	1095/32.2	168-410/.410	39-122/.320	133-165/.806	24-102--126/3.7	71-0	148	89	9	67	508/14.9
<b>Totals</b>	<b>66-63</b>	<b>2067/31.3</b>	<b>293-737/.398</b>	<b>81-255/.318</b>	<b>207-257/.805</b>	<b>41-195--236/3.6</b>	<b>112-0</b>	<b>279</b>	<b>178</b>	<b>18</b>	<b>141</b>	<b>874/13.2</b>



# FIGHTING ILLINI

## Fighting Illini Newcomers



### #23 Blandon Ferguson

Junior Forward • 6-4 • 220 • Oakland, Calif.  
Notre Dame H.S./College of Southern Idaho

#### AT ILLINOIS

The first California native to join the Illinois basketball team since 1924 when Orange-native Glenn Potter finished his Illini career.

#### JUNIOR COLLEGE


Led the College of Southern Idaho in scoring as a sophomore with an average of 14.4 points per game, while grabbing an average of 5.6 rebounds per game ... Led the Golden Eagles in scoring 14 times and in rebounding six times as a sophomore ... Was named to the Scenic West Athletic Conference (CWAC) first-team all-conference and All-Region 18 teams in 2001 and was a third-team NJCAA All-American ... As a freshman at CSI, he led the team in rebounds eight times and was named to the SWAC all-tournament team ... Helped lead CSI to a 29-4 mark in 2001 as the Golden Eagles are the winningest junior college program in the nation ... Junior college coach was Derek Zeck.

#### HIGH SCHOOL

Was ranked as one of the Top 50 players in the nation following his senior season at St. Joseph Notre Dame High School in Oakland, Calif. ... Earned honorable-mention All-America honors and was a Street & Smith's first-team All-State pick ... As a sophomore and junior, Notre Dame placed second in the California State Tournament.

#### PERSONAL

Born May 16, 1981 ... The son of Vicki Scott ... Has one brother, Marc ... Majoring in sports management ... High school coach was Gordie Johnson ... Attended the same high school as NBA All-Star Jason Kidd.



### #4 Luther Head

Freshman Guard • 6-3 • 170  
Chicago, Ill./Manley H.S.

#### HIGH SCHOOL

Averaged 22 points, eight rebounds, six assists and five steals in the rugged Red-West Division of the Chicago Public League ... Earned first-team All-State honors at Joliet in 2001 from the Chicago Tribune, Chicago Sun-Times, Champaign-Urbana News-Gazette, Associated Press and Illinois Basketball Coaches Association ... Played in the Wendy's All-Star Classic ... First Illinois recruit out of the Chicago Public League since 1994 ... Sixth in voting for Mr. Basketball in Illinois following his senior season ... Averaged over 20 points, eight assists and seven rebounds per game as a junior at Manley Academy ... Earned All-City honors and was the MVP of the Blue Division of the Chicago Public League ... Led Manley to a perfect 12-0 record and conference championship in the Blue-West ... Manley finished 26-7 overall, losing to state runner-up Chicago Westinghouse in the Public League quarterfinals ... Posted 10 triple-doubles during the season ... Broke the city record and recorded second highest number of assists in a game with 25 vs. Chicago Wells, earning Prep Player of the Week Honors from the

Chicago Tribune last year ... Also named Gatorade Prep Player of the Week for his record-setting performance ... Had over 20 points and 15 assists vs. Marshall in a first-round playoff victory, then posted a triple-double in a second-round win over Steinmetz ... Played point guard, shooting guard and small forward during the course of the season for Manley ... Attended Adidas ABCD Camp in New Jersey.

#### PERSONAL

Born Nov. 26, 1982 ... The son of Bonnie Gallion ... Has four younger brothers and sisters ... Member of the volunteer organization Young Life ... High school coach was Bo Delaney ... Enrolled in the College of Liberal Arts and Sciences studying a general curriculum.



# FIGHTING ILLINI

## Fighting Illini Newcomers

### #31 Nick Huge

Junior Guard • 6-5 • 200

Charlotte, N.C./Christian H.S./Appalachian State Univ.

#### AT ILLINOIS

**2000-01 Sophomore:** Transferred to Illinois from Appalachian State at the semester break ... Sat out the spring 2001 semester and will sit out the fall 2001 semester before becoming eligible when classes resume in January, 2002 ... First game eligible will be Jan. 15 vs. Iowa.

#### AT APPALACHIAN STATE

**2000-01 Sophomore:** Averaged 4.6 points and 2.6 rebounds in 16.0 minutes per game during 12 games at Appalachian State before transferring to Illinois at the semester break ... Played under coach Houston Fancher ... Scored career-high 10 points vs. UNC-Asheville (12/14/00) and Richmond (12/21/00) ... Was a perfect 8-of-8 from the foul line.

**1999-2000 Freshman:** Played in 23 games for the Mountaineers under Buzz Peterson, scoring 36 points for an average of 1.6 points per game ... Helped ASU to a 23-9 record and NCAA Tournament appearance before Peterson replaced current Illini coach Bill Self at Tulsa ... Had season-high nine points, seven rebounds and three assists in win over Tennessee Wesleyan (12/30/99) ... Made 5-of-6 free throws (.833), his only trips to the foul line all season, versus Lees-McRae ... Played a season-high 15 minutes in wins over Lees-McRae and Tennessee Wesleyan ... Played 13 minutes and

scored three points at The Citadel (1/3/00) ... Made 13-of-30 field goal attempts (.433) and 5-of-15 three-point attempts (.333) as a freshman ... Notched two offensive and two defensive rebounds in the win over VMI ... Played four minutes in the NCAA Tournament loss to Ohio State (3/17/00), recording his only blocked shot of the season ... Mountaineers won Southern Conference regular season and tournament championships.

#### HIGH SCHOOL

All-time scoring leader at Charlotte Christian with 1,160 points ... Coached by former NBA star Bobby Jones ... Averaged 14 points as a junior and 15 points per game as a senior ... Team MVP following his senior year ... All-state and all-conference as a senior ... Charlotte All-Star Classic participant ... Helped Christian High to state title in 1997 ... Four-year letterwinner in basketball.

#### PERSONAL

Born Nov. 9, 1979 ... Son of Calvin and Libussa Huge ... Father (Calvin) played basketball at Florida State and sister, Samantha, played basketball at Gordon from 1988-92 ... Samantha is now assistant compliance director at Illinois ... Youngest of five children ... Older brother (Christopher) lettered in football at William and Mary from 1979-83 ... Older brother (Eli) was a standout athlete in track and cross country at Yale from 1994-98 ... Majoring in international studies.

### #43 Roger Powell

Freshman Forward • 6-6 • 215

Joliet, Ill./Joliet H.S.


#### HIGH SCHOOL

Earned first-team All-State honors at Joliet in 2001 from the Chicago Tribune, Chicago Sun-Times, Champaign-Urbana News-Gazette, Associated Press and Illinois Basketball Coaches Association ... Also earned First-team All-State honors in 2000 from the Champaign-Urbana News-Gazette, Chicago Tribune and Chicago Sun-Times ... A consensus Top 100 prospect ... Fourth in voting for Mr. Basketball in Illinois following his senior season ... Played in the Wendy's All-Star Classic and IBCA All-Star Game following his senior year ... Earned MVP honors at the IBCA All-Star Game ... Averaged 20.7 points and nine rebounds for a 25-5 sectional finalist that was ranked No. 3 in the Chicago area as a senior ... MVP of the Pontiac Holiday Tournament ... As a junior, averaged 19 points and eight rebounds in leading the Steelmen to a 20-8 mark ... Shot 58 percent from the field, 71 percent from the line and 38 percent from three-point range as a junior ... Second-team All-State by AP and Illinois Basketball Coaches Association as a junior ... Helped squad win the SICA West Conference as a junior and

senior ... Made Pontiac Holiday Tourney All-Tournament team as a junior ... Three-year starter and four-year letterwinner ... Also as a junior, was named to the 40-member U.S. Junior Olympic squad.

#### PERSONAL

Born Jan. 15, 1983 ... Son of Cherry and Roger Powell ... Father was former Joliet Central and Illinois State University star ... High school coach was Bob Koskosky ... National Honor Society member ... Member of the Honor Roll all four years of high school ... Hugh O'Brien Youth Leadership Award winner ... Was Homecoming King as a senior and starred in the school musical as a junior and senior ... Cousin, David Evans, played basketball at Colorado State ... Enrolled in the College of Liberal Arts and Sciences studying a general curriculum.















# FIGHTING ILLINI

## Game-By-Game Stats

2-22	at Ohio State	* 35	9-18	2-6	2-3	1-1	-2	0	5	3	0	4	22
2-24	Iowa	* 27	2-3	0-1	0-0	0-1	-1	2	4	4	0	1	4
3-4	at Minnesota	* 37	5-13	1-4	4-4	0-4	-4	3	3	1	1	0	15
3-9	vs. Purdue	* 30	4-10	0-2	5-6	0-2	-2	2	11	0	0	1	13
3-10	vs. Indiana	* 34	5-16	1-5	3-5	0-2	-2	1	3	4	1	0	14
3-16	vs. N'western St.	* 30	4-7	1-2	2-2	1-3	-4	3	8	3	0	2	11
3-18	vs. Charlotte	* 27	3-9	2-5	4-6	1-9	-10	3	4	1	0	2	11
3-23	vs. Kansas	* 36	11-24	3-7	5-5	0-5	-5	0	3	0	0	3	30
3-25	vs. Arizona	* 31	3-15	1-6	2-2	0-1	-1	2	5	5	0	1	9

1-16	@ Michigan	15	1-5	1-2	0-0	0-3	0	0	6	0	2	3	
1-22	Penn State	31	6-12	2-4	2-2	1-6	-7	1	3	3	1	0	16
1-26	@ Iowa	* 33	4-8	0-2	4-5	2-3	-5	1	4	1	0	4	12
1-30	@ Michigan St.	* 33	3-8	2-4	3-3	0-1	-1	2	4	2	0	0	11
2-2	Minnesota	* 26	5-12	2-5	2-3	2-8	-10	2	4	4	1	4	14
2-6	@ Penn State	* 37	1-10	0-3	0-0	0-1	-1	0	7	4	0	5	2
2-9	Michigan	* 33	2-6	0-1	4-6	1-4	-5	1	7	0	0	3	8
2-12	Iowa	* 32	2-9	1-6	0-1	0-4	-4	2	6	2	0	1	5
2-17	@ Minnesota	* 30	7-16	3-8	3-3	1-2	-3	2	3	1	0	4	20
2-19	@ Northwestern	* 26	2-4	0-2	0-2	0-2	-2	1	2	3	0	3	10
2-22	Indiana	* 32	3-11	3-6	2-2	0-6	-6	1	5	1	1	3	11
2-27	@ Ohio State	* 37	3-15	1-8	4-4	1-0	-1	2	4	0	0	2	11
3-4	Northwestern	* 27	6-11	3-6	1-1	0-3	-3	1	2	5	1	3	16
3-10	vs. Indiana	* 33	3-9	1-4	1-3	2-3	-5	3	5	5	0	1	8
3-11	vs. Penn State	* 29	6-8	2-3	2-2	0-6	-6	2	6	3	1	1	16
3-12	vs. Michigan State	* 36	4-14	1-5	2-2	2-1	-3	1	1	1	1	2	11
3-17	vs. Pennsylvania	* 35	6-9	3-5	6-6	0-2	-2	1	3	5	0	3	21
3-19	vs. Florida	* 28	3-11	0-4	0-0	0-2	-2	4	2	3	0	1	6

### 1999-2000

Date	Opponent	GS	MIN	FG-A	3P-A	FTA	REB	PF	A	TO	BLK	ST	PTS
11-19	Western Illinois	* 21	3-9	2-6	0-0	0-2	-2	2	1	2	1	1	8
11-22	@ Bradley	* 31	5-11	2-6	4-5	0-1	-1	1	0	6	0	0	16
11-30	vs. Duke	25	4-17	3-10	3-4	0-1	-1	2	3	2	0	3	14
12-4	vs. Maryland	* 36	6-13	2-4	4-4	0-2	-2	1	6	3	0	3	18
12-5	vs. Seton Hall	* 33	3-7	1-2	2-2	0-5	-5	0	4	4	0	2	9
12-8	Texas-Pan Amer.	* 23	2-4	0-1	5-5	0-1	-1	0	7	1	0	5	9
12-11	Kansas State	* 29	7-13	2-4	4-4	0-6	-6	1	4	2	0	2	20
12-18	vs. Kansas	* 33	5-14	2-6	3-4	0-3	-3	1	8	5	1	3	15
12-21	vs. Missouri	* 33	5-11	1-4	0-2	2-2	-4	2	2	6	1	1	11
12-28	Bethune-Cookman	* 28	4-9	0-1	4-6	2-2	-4	0	3	1	0	6	12
12-30	Loyola-Chicago	* 29	1-4	1-3	2-4	0-0	-0	2	13	1	0	4	5
1-6	Ohio State	* 34	4-12	1-5	4-4	0-2	-2	1	7	3	0	2	13
1-8	@ Wisconsin	* 31	4-12	0-2	3-3	1-6	-7	1	1	2	0	0	11
1-12	Purdue	* 33	5-13	0-1	0-0	0-3	-3	0	4	3	0	0	10







## 2000-01 IN REVIEW

2000-01 in Review . . . . .	.82
2000-01 Results . . . . .	.83
Season Stats . . . . .	.84
Season Game-By-Game . . .	.85
Season Highs and Lows . . .	.86
Final Big Ten Stats . . . . .	.87
Game Summaries . . . . .	.90

# YEAR IN REVIEW

## 2000-01 in Review

The Bill Self Era of Illinois Basketball opened with a bang in 2000-01 - a Big Ten co-championship, No. 1 seeds in the Big Ten and NCAA Tournaments, an Elite Eight appearance in the NCAA Tourney, and the second-most wins in school history.

A non-conference schedule rated among the toughest in the nation gave Self and his squad an idea early on about the potential of the team.

After opening the season with a victory over the Maine Bears, Illinois traveled to face several top teams in the Maui Invitational. A victory over UNLV led to a showdown with eventual Final Four participant Maryland in the semifinals. Illinois dominated the boards by a 55-27 advantage en route to a 90-80 victory. The championship game was the first of three meetings between eventual national runner-up Arizona with the top-ranked Wildcats holding on for a 79-76 win over the Illini. Frank Williams and Marcus Griffin were both named to the all-tournament team.

Less than a week later, Illinois faced its second top-ranked squad of the young season in a 78-77 loss to eventual national champion Duke at the Big Ten / ACC Challenge in Greensboro, N.C.

Two wins later and the Illini embarked on perhaps the toughest stretch of the year. Illinois overcame a 21-point deficit in beating No. 7 Seton Hall at the Assembly Hall, took some revenge on Arizona with an 81-73 win at the United Center in Chicago, won the annual Braggin' Rights game against Missouri in St. Louis before running out of gas in an eight-point loss at Texas.

Illinois opened Big Ten play with six wins in its first seven games including wins over Minnesota, Ohio State, Michigan (twice), Northwestern and Penn State. In possibly its toughest five-game stretch of the conference schedule, Illinois defeated Michigan State in one of the most-anticipated games in Assembly Hall history, won at Purdue, beat Wisconsin and won at Indiana before losing by two points at Ohio State. Victories over Iowa and Minnesota to end the regular season gave Illinois its second Big Ten title in four years, and the No. 1 seed heading into the Big Ten Tournament.

After the Illini posted an impressive 83-66 victory over Purdue, the Indiana Hoosiers pulled the upset over Illinois in the semifinals. Heartbreak would last just one day, however, as the Fighting Illini earned a No. 1 seed in the NCAA Tournament.

During the first weekend, Illinois defeated Northwestern State and Charlotte to earn a Sweet Sixteen berth for the first time since 1989.

At the Midwest Regional in San Antonio, Illinois opened with an impressive 80-64 victory over Kansas behind a career-high 30 points by Williams. Two days later, the Illini season ended following the third meeting with Arizona. The Wildcats advanced to the Final Four after an 87-81 victory over the Illini.

Illinois' 27 victories for the season were the second-most in school history. Self became just the sixth coach in Big Ten history to win a league title in his first season, the 14th Big Ten championship in school history. Williams became the first Illini player to earn Big Ten Most Valuable Player honors since 1967.

## HONORS

### Cory Bradford, Jr.

- Wooden Award Candidate
- Honorable-Mention All-Big Ten - Media
- Honorable-Mention AP All-American
- 2nd-Team All-District 11 - NABC

### Brian Cook, So.

- 2nd-Team All-Big Ten - Media
- 3rd-Team All-Big Ten - Coaches
- Big Ten Player of the Week, 12/24

### Marcus Griffin, Sr.

- Maui Invitational All-Tournament
- Honorable-Mention All-Big Ten - M
- 3rd-Team All-Big Ten - Coaches

### Frank Williams, So.

- Big Ten Silver Basketball Award
- Wooden Award All-American
- Associated Press Player of the Year Finalist (7th in voting)
- Third-Team AP All-American
- First-Team USBWA All-District
- Big Ten Player of the Year - Media
- Big Ten Player of the Year - Coaches
- 1st-Team All-Big Ten - Media
- 1st-Team All-Big Ten - Coaches
- 1st-Team All-District 11 - NABC
- Maui Invitational All-Tournament
- Big Ten Player of the Week, 11/27
- Big Ten Player of the Week, 2/19

### Bill Self, Head Coach

- Associated Press Coach of the Year Finalist (4th in voting)
- Naismith Coach of the Year Nominee



Marcus Griffin



# YEAR IN REVIEW

## 2000-01 Results

<u>DATE</u>	<u>OPPONENT</u>	<u>W/L, SCORE</u>	<u>ATTENDANCE</u>	<u>HIGH POINTS</u>	<u>HIGH REBOUNDS</u>
11-17-00	Maine	W, 86-57	13,044	16-McClain	9-McClain
11-20-00	UNLV&	W, 74-69	2,500	22-Williams	14-Cook
11-21-00	#6 Maryland&	W, 90-80	2,500	21-Williams	10-McClain
11-22-00	#1 Arizona&	L, 76-79	2,500	27-Williams	7- Cook
11-26-00	Texas Southern	W, 86-67	12,970	17-Harrington	9-McClain
11-28-00	#1 Duke (Greensboro, N.C.)*	L, 77-78	17,966	19-Williams	11-McClain
12-2-00	at Kansas State	W, 76-56	6,415	20-Griffin	10-Griffin
12-6-00	Wisconsin-Milwaukee	W, 85-44	12,312	17-Cook	7-Archibald
12-9-00	#7 Seton Hall	W, 87-79 (OT)	16,683	24-Griffin	13-Griffin
12-16-00	#7 Arizona (Chicago)	W, 81-73	21,885	15-Griffin	6-Williams
12-21-00	Missouri (St. Louis)	W, 86-81 (OT)	22,089	25-Cook	11-Cook, Griffin
12-23-00	at Texas	L, 64-72	11,916	18-Cook	7-McClain
12-29-00	Illinois-Chicago (Rosemont, Ill.)	W, 77-64	9,152	21-Griffin	12-Archibald
1-3-01	Minnesota	W, 80-64	13,840	27-Griffin	11-Cook
1-6-01	Ohio State	W, 83-68	16,683	21-Williams	8-Griffin
1-11-01	at Iowa	L, 62-78	15,500	22-Williams	6-Griffin
1-13-01	Michigan	W, 80-51	16,683	17-Cook	11-McClain
1-17-01	at Northwestern	W, 63-49	8,117	16-Williams	11-Cook
1-20-01	Penn State	W, 92-60	16,683	15-McClain	12-Archibald
1-25-01	at Michigan	W, 55-51	11,092	18-Williams	8-McClain
1-31-01	at Penn State	L, 95-98 (OT)	8,953	22-Williams, Cook	10-Cook
2-3-01	Northwestern	W, 84-59	16,683	16-Cook	12-Krupalija
2-6-01	#4 Michigan State	W, 77-66	16,683	22-Bradford	5-Cook
2-10-01	at Purdue	W, 82-61	14,123	17-Cook	7-Archibald
2-13-01	#19 Wisconsin	W, 68-67	16,683	22-Williams	8-Cook
2-17-01	at Indiana	W, 67-61	17,460	16-Cook	8-Archibald
2-22-01	at Ohio State	L, 61-63	19,200	22-Williams	6-Griffin
2-24-01	Iowa	W, 89-63	16,683	17-Griffin	9-Krupalija
3-4-01	at Minnesota	W, 67-59	14,329	15-Williams	12-Griffin
3-9-01	Purdue % (Chicago)	W, 83-66	22,679	14-Griffin	9-Cook & Griffin
3-10-01	Indiana % (Chicago)	L, 56-58	23,418	14-Williams	5-Cook
3-16-01	Northwestern State \$ (Dayton)	W, 96-54	13,007	16-Griffin	8-Cook & Krupalija
3-18-01	Charlotte \$ (Dayton)	W, 79-61	13,159	16-Cook	10-Williams
3-23-01	#12 Kansas \$ (San Antonio)	W, 80-64	28,962	30-Williams	10-McClain
3-25-01	#5 Arizona \$ (San Antonio)	L, 81-87	30,212	25-Archibald	7-Archibald

& Maui Invitational (Maui, Hawaii)

\* ACC/Big Ten Challenge (Greensboro, N.C.)

% Big Ten Tournament (Chicago, Ill.)

\$ NCAA Tournament

<b>ATTENDANCE</b>				
	<u>Games</u>	<u>Totals</u>	<u>Average/Hi Game</u>	<u>Sellouts</u>
HOME	12	185,630	15,469/16,683 (8 times)	8
AWAY	10	127,105	12,711/19,200	
NEUTRAL	13	210,029	16,156/30,212	
TOTAL	35	522,764	14,936/30,212	



# 2000-01 Season Stats

	<u>OVERALL</u>	<u>HOME</u>	<u>AWAY</u>	<u>NEUTRAL</u>
Record:	27-8	12-0	6-4	9-4
Big Ten:	13-3	8-0	5-3	0-0
Non-Conference:	14-5	4-0	1-1	9-4

## ALL GAMES (27-8)

Player	G-GS	Min.-Avg.	FG-FGA/Pct.	3P-3PA/Pct.	FT-FTA/Pct.	OR-DR	Tot./Avg.	PF-FO	A	TO	BLK	ST	PTS-Avg.
Williams	34-34	1095-32.2	168-410/.410	39-122/.320	133-165/.806	24-102	— 126/3.7	71-0	148	89	9	67	508- 14.9
Griffin	34-33	839-24.7	154-289/.533	0-1/.000	77-130/.592	87-116	— 203/6.0	105-6	34	74	44	29	385- 11.3
Cook	35-35	846-24.2	147-269/.546	28-76/.368	69-86/.802	72-140	— 212/6.1	118-6	43	66	45	21	391- 11.2
Bradford	35-35	1043-29.8	113-298/.379	72-194/.371	47-59/.797	26-63	— 89/2.5	60-0	63	67	3	23	345- 9.9
McClain	35-33	893-25.5	87-217/.401	18-48/.375	69-125/.552	62-132	— 194/5.5	98-4	102	73	7	46	261- 7.5
Archibald	34-2	514-15.1	77-131/.588	0-0/.000	90-122/.738	63-91	— 154/4.5	114-9	22	48	26	12	244- 7.2
Harrington	35-1	615-17.6	61-147/.415	51-111/.459	27-39/.692	2-47	— 49/1.4	45-0	41	18	1	27	200- 5.7
Johnson	35-2	608-17.4	48-104/.462	18-52/.346	62-83/.747	39-77	— 116/3.3	78-2	59	38	5	20	176- 5.0
Krupalija	27-0	280-10.4	43-72/.597	7-15/.467	36-53/.679	34-71	— 105/3.9	43-2	18	24	4	16	129- 4.8
Melton	28-0	157-5.6	15-59/.254	8-40/.200	5-8/.625	10-13	— 23/0.8	13-0	7	10	1	3	43- 1.5
Cross	17-0	41-2.4	7-21/.333	2-11/.182	2-2/1.000	3-9	— 12/0.7	8-0	1	1	0	4	18- 1.1
Mast	20-0	59-3.0	5-14/.357	4-7/.571	1-4/.250	4-8	— 12/0.6	7-0	2	4	0	1	15- 0.8
Howard	25-0	85-3.4	4-15/.267	0-1/.000	2-4/.500	2-7	— 9/0.4	12-0	10	7	1	0	10- 0.4
Thomas	1-0	0-0.0	0-0/.000	0-0/.000	0-0/.000	0-0	— 0/0.0	0-0	0	0	0	0	0- 0.0
TEAM						51-45	— 96			5			
ILLINOIS	35		929-2046/.454	247-678/.364	620-880/.705	479-921	— 1400/40.0	772-29	550	524	146	269	2725- 77.9
Opponents	35		748-1936/.386	219-674/.325	592-860/.688	387-767	— 1154/33.0	776	400	560	119	214	2307- 65.9

## BIG TEN GAMES (13-3)

Player	G-GS	Min.-Avg.	FG-FGA/Pct.	3P-3PA/Pct.	FT-FTA/Pct.	OR-DR	Tot./Avg.	PF-FO	A	TO	BLK	ST	PTS-Avg.
Williams	15-15	486-32.4	79-177/.446	17-46/.370	60-76/.789	12- 37	— 49/3.3	29-0	58	37	4	27	235-15.7
Cook	16-16	421-26.3	74-134/.552	16-40/.400	33-37/.892	31- 68	— 99/6.2	48-1	19	36	26	10	197-12.3
Griffin	15-14	349-23.3	60-111/.541	0-1/.000	29-44/.659	39- 46	— 85/5.7	43-1	14	27	25	12	149-9.9
Bradford	16-16	465-29.1	52-122/.426	29-71/.408	16-18/.889	11- 27	— 38/2.4	25-0	29	25	1	9	149-9.3
McClain	16-15	410-25.6	37-89/.416	11-28/.393	23-49.469	20- 57	— 77/4.8	45-3	52	32	5	26	108-6.8
Archibald	15-2	238-15.9	29-60/.483	0-0/.000	38-58/.655	28- 41	— 69/4.6	49-4	9	18	17	3	96-6.4
Harrington	16-1	300-18.8	26-65/.400	20-46/.435	16-21/.762	2- 23	— 25/1.6	23-0	21	11	1	10	88-5.5
Johnson	16-1	254-15.9	21-41/.512	9-21/.429	26-33/.788	14- 30	— 44/2.8	39-0	22	13	1	7	77-4.8
Krupalija	15-0	155-10.3	25-43/.581	4-8/.500	18-25/.720	21- 39	— 60/4.0	24-0	7	14	3	11	72-4.8
Melton	10-0	66-6.6	6-28/.214	4-19/.211	4-5/.800	4- 3	— 7/0.7	7-0	3	6	0	1	20-2.0
Mast	9-0	29-3.2	2-5/.400	2-4/.500	0-0/.000	0- 1	— 1/0.1	4-0	1	3	0	1	6-0.7
Cross	7-0	18-2.6	1-7/.143	0-3/.000	2-2/1.000	2- 5	— 7/1.0	4-0	0	0	0	2	4-0.6
Howard	10-0	34-3.4	1-6/.167	0-0/.000	2-4/.500	1- 2	— 3/0.3	6-0	3	3	0	0	4-0.4
TEAM						17-15	— 32			1			
ILLINOIS	16		413-888/.465	112-287/.390	267-372/.718	202-394	— 596/37.2	346-9	238	226	83	119	1205-75.3
Opponents	16		327-845/.387	99-296/.334	265-372/.712	166-318	— 484/30.3	337	183	230	51	90	1018-63.6

Score by Halves	1st	2nd	OT	Total	Deadball Rebs	OFF	DEF	TOTAL
ILLINOIS	1262	1421	42	2725	ILLINOIS	102	25	127
Opponents	1056	1219	32	2307	Opponents	120	32	152





# YEAR IN REVIEW

## Season Highs and Lows

### ILLINOIS TEAM HIGHS & LOWS

#### HIGHS

Points	96 vs. Northwestern State, 3/16
Field Goals Made	39 at Penn State, 1/30
Field Goals Attempted	75 vs. Seton Hall, 12/9
Field Goal Percentage	.596 (31-52) vs. Penn State 1/20
Three-Point Field Goals Made	12 vs. Northwestern, 2/3
Three-Point Field Goals Attempted	29 vs. Arizona, 11/22
Three-Point Field Goal Percentage	.636 (7-11) vs. Duke, 11/28
Free Throws Made	25 vs. Arizona, 12/16
Free Throws Attempted	38 vs. Seton Hall, 12/9
Free Throw Percentage	.889 (16-18) vs. Northwestern State, 3/16
Rebounds	55 vs. Maryland, 11/21
Assists	27 vs. Northwestern State, 3/16
Turnovers	26 vs. Duke, 11/28
Blocks	10 vs. Illinois-Chicago, 12/29 & Minnesota, 1/3
Steals	11, six times
Fouls	36 vs. Arizona, 3/25

#### LOWS

55 at Michigan, 1/25
16 at Michigan, 1/25
47 at Michigan, 1/25
.340 (16-47) at Michigan, 1/25
2 vs. UNLV, 11/20
9 vs. UNLV, 11/20
.150 (3-20) vs. Illinois-Chicago, 12/29
7 at Iowa, 1/11 & at Ohio State, 2/22
9 at Ohio State 2/22
.412 (7-17) at Iowa 1/11
27 at Iowa, 1/11
11 vs. Wisconsin 2/13
8 vs. Michigan, 1/13
0 vs. Michigan, 1/13
2 vs. Michigan State, 2/6
16, 3 times, last vs. Purdue, 3/9

### OPPONENT TEAM HIGHS & LOWS

#### HIGHS

Points	98 by Penn State, 1/31
Field Goals Made	29 by Missouri, 12/21 & Penn State, 1/31
Field Goals Attempted	73 by Seton Hall, 12/9
Field Goal Percentage	.548 by Wisconsin, 2/13
Three-Point Field Goals Made	12 by Penn State, 1/31
Three-Point Field Goals Attempted	28 by Texas Southern, 11/26 & Missouri, 12/21
Three-Point Field Goal Percentage	.533 (8-15) by Iowa, 1/11
Free Throws Made	43 by Arizona, 3/25
Free Throws Attempted	56 by Arizona, 3/25
Free Throw Percentage	.889 (16-18) by Northwestern, 1/17
Rebounds	47 by Iowa, 1/11
Assists	19 by Arizona, 12/16 & Penn State, 1/31
Turnovers	27 by Maine, 11/17
Blocks	10 by Maryland, 11/21
Steals	13 by Texas, 12/23
Fouls	32 by Missouri, 12/21

#### LOWS

44 by Wisconsin-Milwaukee, 12/6
12 by Wisc-Milwaukee, 12/6 & Michigan, 1/13
42 by Wisconsin, 2/13
.217 (13-60) by Wisconsin-Milwaukee, 12/6
3 by four teams
10 by Illinois-Chicago, 12/29
.158 (3-19) by Northwestern, 1/17
7 by UNLV, 11/20 & Indiana, 3/10
11 by Michigan State, 2/6
.500 (8-16) by Ohio State, 2/22
18 by Northwestern, 1/17
7, four times, last Northwestern State, 3/16
9 by Charlotte, 3/18
0 by Penn State, 1/20
1 by Texas Southern, 11/26
14 by Northwestern, 2/3

### ILLINOIS & OPPONENT PLAYER SUPERLATIVES

#### ILLINOIS

Points	.30 by Frank Williams vs. Kansas, 3/23
Field Goals	.11 by Frank Williams vs. Kansas, 3/23
Field Goal Attempts	.34 by Frank Williams vs. Kansas, 3/23
Field Goal Percentage	1.000 (6-6) by Sean Harrington vs. Texas Southern, 11/26
Three-Point Field Goals Made	6 by Cory Bradford vs. Michigan State, 2/6
Three-Point Field Goal Attempts	6 by Cory Bradford vs. Arizona, 3/25
Three-Point Field Goal Pct.	1.000 (5-5) Sean Harrington vs. Texas Southern, 11/26
Free Throws Made	13 by Robert Archibald vs. Arizona, 3/25
Free Throws Attempted	16 by Marcus Griffin vs. Kansas State, 12/2
Free Throw Percentage	1.000 (9-9), Frank Williams vs. Duke, 11/28
Rebounds	.14 by Brian Cook vs. UNLV, 11/20
Assists	.11 by Sergio McClain vs. Michigan, 1/13
	.11 by Frank Williams vs. Purdue, 3/9
Steals	.5 by Frank Williams vs. UNLV, 11/20
Blocks	.6 by Brian Cook vs. Minnesota, 1/3
	6 by Marcus Griffin vs. Northwestern, 2/3

#### OPPONENT

31 by Darius Lane, Seton Hall, 12/9
9, 3 times, last by LaVell Blanchard, Mich., 1/25
26 by Eddie Griffin, Seton Hall, 12/9
.727 (8-11) by Brian Brown, Ohio State, 2/22
7 by Darius Lane, Seton Hall, 12/9
14 by Darius Lane, Seton Hall, 12/9
2 times, last .750 (3-4) by Luke Recker, Iowa, 1/11
12 by Loren Woods, Arizona, 3/25
15 by Gyasi Cline-Heard, Penn State, 1/31
1.000 (10-10) by Luke Recker, Iowa, 1/11
15 by Reggie Evans, Iowa, 1/11
7 by Jason Williams, Duke, 11/28
7 by Titus Ivory, Penn State, 1/31
6 by Chris Duhon, Duke, 11/28
7 by Loren Woods, 3/25





# YEAR IN REVIEW

## 2000-01 Big Ten Stats

### FINAL REGULAR SEASON STANDINGS

		Conference Games			All Games		
		W	L	Pct	W	L	Pct
1.	ILLINOIS	13	3	.813	27	8	.771
	Michigan State	13	3	.813	28	5	.849
3.	Ohio State	11	5	.688	20	11	.645
4.	Indiana	10	6	.625	21	13	.618
5.	Wisconsin	9	7	.562	18	11	.621
6.	Iowa	7	9	.438	23	12	.657
	Penn State	7	9	.438	21	12	.636
8.	Purdue	6	10	.375	16	14	.533
9.	Minnesota	5	11	.313	18	13	.581
10.	Michigan	4	12	.250	10	18	.357
11.	Northwestern	3	13	.188	11	19	.367

### 3-POINT FG PCT.

Team	G	FG	FGA	Pct
1. Ohio State	31	169	443	.381
2. Purdue	32	205	540	.380
3. Minnesota	32	248	659	.376
4. Penn State	33	278	757	.367
5. Iowa	35	210	573	.366
6. Wisconsin	29	174	477	.365
7. ILLINOIS	35	247	678	.364
8. Indiana	34	181	500	.362
9. Michigan State	33	146	453	.322
10. Michigan	28	134	418	.321
11. Northwestern	30	202	643	.314

### 3-POINT FG PCT. DEFENSE

Team	G	FG	FGA	Pct
1. Minnesota	32	187	587	.319
2. Purdue	32	171	532	.321
3. ILLINOIS	35	219	674	.325
4. Wisconsin	29	158	485	.326
5. Penn State	33	162	496	.327
6. Michigan State	33	204	620	.329
7. Indiana	34	179	541	.331
8. Northwestern	30	160	476	.336
9. Iowa	35	223	658	.339
10. Ohio State	31	196	536	.366
11. Michigan	28	202	528	.383

### SCORING OFFENSE

Team	G	W	L	Pts	Avg
1. ILLINOIS	35	27	8	2725	77.9
2. Michigan State	33	28	5	2553	77.4
3. Penn State	33	21	12	2535	76.8
4. Purdue	32	17	15	2391	74.7
5. Iowa	35	23	12	2593	74.1
6. Minnesota	32	18	14	2330	72.8
7. Ohio State	31	20	11	2206	71.2
8. Indiana	34	21	13	2408	70.8
9. Michigan	28	10	18	1983	70.8
10. Northwestern	30	11	19	1801	60.0
11. Wisconsin	29	18	11	1723	59.4

### FREE THROW PCT.

Team	G	FT	FTA	Pct
1. Penn State	33	587	768	.764
2. Purdue	32	566	781	.725
3. Michigan State	33	493	686	.719
4. Michigan	28	455	642	.709
5. Iowa	35	753	1068	.705
6. ILLINOIS	35	620	880	.705
7. Wisconsin	29	399	568	.702
8. Minnesota	32	482	689	.700
9. Ohio State	31	487	697	.699
10. Northwestern	30	355	529	.671
11. Indiana	34	511	804	.636

### SCORING DEFENSE

Team	G	Pts	Avg/G
1. Wisconsin	29	1641	56.6
2. Michigan State	33	2039	61.8
3. Ohio State	31	1973	63.6
4. Indiana	34	2186	64.3
5. Northwestern	30	1936	64.5
6. ILLINOIS	35	2307	65.9
7. Purdue	32	2216	69.2
8. Iowa	35	2469	70.5
9. Minnesota	32	2309	72.2
10. Penn State	33	2473	74.9
11. Michigan	28	2190	78.2

### FIELD GOAL PCT.

Team	G	FG	FGA	Pct
1. Michigan State	33	957	1957	.489
2. Ohio State	31	775	1645	.471
3. ILLINOIS	35	929	2046	.454
4. Indiana	34	858	1896	.453
5. Michigan	28	697	1546	.451
6. Purdue	32	810	1821	.445
7. Iowa	35	815	1895	.430
8. Wisconsin	29	575	1349	.426
9. Minnesota	32	800	1878	.426
10. Penn State	33	835	1962	.426
11. Northwestern	30	622	1538	.404

### SCORING MARGIN

Team	G	OFF	DEF	Margin
1. Michigan State	33	77.4	61.8	+15.6
2. ILLINOIS	35	77.9	65.9	+11.9
3. Ohio State	31	71.2	63.6	+7.5
4. Indiana	34	70.8	64.3	+6.5
5. Purdue	32	74.7	69.2	+5.5
6. Iowa	35	74.1	70.5	+3.5
7. Wisconsin	29	59.4	56.6	+2.8
8. Penn State	33	76.8	74.9	+1.9
9. Minnesota	32	72.8	72.2	+0.7
10. Northwestern	30	60.0	64.5	-4.5
11. Michigan	28	70.8	78.2	-7.4

### FIELD GOAL PCT. DEFENSE

Team	G	FG	FGA	Pct
1. ILLINOIS	35	748	1936	.386
2. Michigan State	33	716	1823	.393
3. Indiana	34	761	1930	.394
4. Ohio State	31	684	1698	.403
5. Wisconsin	29	560	1364	.411
6. Purdue	32	746	1786	.418
7. Minnesota	32	798	1843	.433
8. Iowa	35	832	1912	.435
9. Michigan	28	739	1646	.449
10. Northwestern	30	708	1569	.451
11. Penn State	33	914	1959	.467

### 3-POINT FG MADE

Team	G	3FG	Avg
1. Penn State	33	278	8.42
2. Minnesota	32	248	7.75
3. ILLINOIS	35	247	7.06
4. Northwestern	30	202	6.73
5. Purdue	32	205	6.41
6. Wisconsin	29	174	6.00
Iowa	35	210	6.00
8. Ohio State	31	169	5.45
9. Indiana	34	181	5.32
10. Michigan	28	134	4.79
11. Michigan State	33	146	4.42

### REBOUNDING OFFENSE

Team	G	Reb	Avg
1. Michigan State	33	1404	42.5
2. ILLINOIS	35	1400	40.0
3. Iowa	35	1351	38.6
4. Indiana	34	1268	37.3
5. Michigan	28	1019	36.4
6. Ohio State	31	1090	35.2
7. Minnesota	32	1116	34.9
8. Purdue	32	1075	33.6
9. Penn State	33	1067	32.3
10. Northwestern	30	903	30.1
11. Wisconsin	29	869	30.0



# YEAR IN REVIEW

## 2000-01 Big Ten Stats

### REBOUNDING DEFENSE

Team	G	Reb	Avg
1. Michigan State	33	895	27.1
2. Wisconsin	29	858	29.6
3. Ohio State	31	953	30.7
4. Iowa	35	1118	31.9
5. ILLINOIS	35	1154	33.0
6. Michigan	28	940	33.6
7. Indiana	34	1197	35.2
8. Northwestern	30	1062	35.4
9. Purdue	32	1174	36.7
10. Minnesota	32	1204	37.6
11. Penn State	33	1322	40.1

### REBOUNDING MARGIN

Team	G	TM	Avg	Opp	Avg	Margin
1. Michigan St.	33	1404	42.5	895	27.1	+15.4
2. ILLINOIS	35	1400	40.0	1154	33.0	+7.0
3. Iowa	35	1351	38.6	1118	31.9	+6.7
4. Ohio State	31	1090	35.2	953	30.7	+4.4
5. Michigan	28	1019	36.4	940	33.6	+2.8
6. Indiana	34	1268	37.3	1197	35.2	+2.1
7. Wisconsin	29	869	30.0	858	29.6	+0.4
8. Minnesota	32	1116	34.9	1204	37.6	-2.8
9. Purdue	32	1075	33.6	1174	36.7	-3.1
10. Northwestern	30	903	30.1	1062	35.4	-5.3
11. Penn State	33	1067	32.3	1322	40.1	-7.7

### BLOCKED SHOTS

Team	G	Blocks	Avg
1. Indiana	34	178	5.24
2. Ohio State	31	160	5.16
3. Purdue	32	147	4.59
4. ILLINOIS	35	146	4.17
5. Michigan State	33	133	4.03
6. Michigan	28	112	4.00
7. Minnesota	32	118	3.69
8. Penn State	33	117	3.55
9. Iowa	35	83	2.37
10. Wisconsin	29	68	2.34
11. Northwestern	30	66	2.20

### OFFENSIVE REBOUNDS

Team	G	No	Avg
1. Michigan State	33	515	15.61
2. Iowa	35	482	13.77
3. ILLINOIS	35	479	13.69
4. Michigan	28	348	12.43
5. Minnesota	32	385	12.03
6. Ohio State	31	355	11.45
7. Indiana	34	377	11.09
8. Purdue	32	343	10.72
9. Penn State	33	348	10.55
10. Northwestern	30	311	10.37
11. Wisconsin	29	233	8.03

### ASSISTS

Team	G	Ast	Avg
1. Michigan State	33	579	17.55
2. ILLINOIS	35	550	15.71
3. Minnesota	32	491	15.34
4. Ohio State	31	472	15.23
5. Indiana	34	517	15.21
6. Purdue	32	484	15.12
7. Penn State	33	481	14.58
8. Northwestern	30	423	14.10
9. Michigan	28	381	13.61
10. Iowa	35	474	13.54
11. Wisconsin	29	358	12.34

### TURNOVER MARGIN

Team	G	TM	Avg	Opp	Avg	Margin
1. Penn State	33	406	12.3	519	15.7	+3.42
2. Purdue	32	440	13.8	532	16.6	+2.88
3. Minnesota	32	436	13.6	506	15.8	+2.19
4. Wisconsin	29	337	11.6	367	12.7	+1.03
5. ILLINOIS	35	526	15.0	560	16.0	+0.97
6. Northwestern	30	406	13.5	433	14.4	+0.90
7. Indiana	34	497	14.6	510	15.0	+0.38
8. Ohio State	31	469	15.1	457	14.7	-0.39
9. Michigan St.	33	452	13.7	433	13.1	-0.58
10. Iowa	35	520	14.9	485	13.9	-1.00
11. Michigan	28	475	17.0	335	12.0	-5.00

### DEFENSIVE REBOUNDS

Team	G	No	Avg
1. Michigan State	33	889	26.94
2. ILLINOIS	35	921	26.31
3. Indiana	34	891	26.21
4. Iowa	35	869	24.83
5. Michigan	28	671	23.96
6. Ohio State	31	735	23.71
7. Purdue	32	732	22.88
8. Minnesota	32	731	22.84
9. Wisconsin	29	636	21.93
10. Penn State	33	719	21.79
11. Northwestern	30	592	19.73

### STEALS

Team	G	Steals	Avg
1. Penn State	33	279	8.45
2. ILLINOIS	35	269	7.69
3. Minnesota	32	232	7.25
4. Northwestern	30	212	7.07
5. Purdue	32	226	7.06
6. Indiana	34	227	6.68
7. Michigan State	33	210	6.36
8. Wisconsin	29	172	5.93
9. Iowa	35	191	5.46
10. Ohio State	31	159	5.13
11. Michigan	28	138	4.93

### ASSIST/TO RATIO

Team	G	Asst	Avg	Turn	Avg	Ratio
1. Michigan St.	33	579	17.5	452	13.7	1.28
2. Penn State	33	481	14.6	406	12.3	1.18
3. Minnesota	32	491	15.3	436	13.6	1.13
4. Purdue	32	484	15.1	440	13.8	1.10
5. Wisconsin	29	358	12.3	337	11.6	1.06
6. ILLINOIS	35	550	15.7	526	15.0	1.05
7. Northwestern	30	423	14.1	406	13.5	1.04
8. Indiana	34	517	15.2	497	14.6	1.04
9. Ohio State	31	472	15.2	469	15.1	1.01
10. Iowa	35	474	13.5	520	14.9	0.91
11. Michigan	28	381	13.6	475	17.0	0.80

## 2001 ALL-BIG TEN TEAMS

As selected by Big Ten Coaches

#### First Team

Joe Crispin, Penn State  
Kirk Haston, Indiana  
Ken Johnson, Ohio State  
Jason Richardson, Michigan State  
Frank Williams, Illinois

#### Second Team

Charlie Bell, Michigan State  
Lavell Blanchard, Michigan  
Reggie Evans, Iowa  
Andre Hutson, Michigan State  
Jared Jeffries, Indiana

#### Third Team

Roy Boone, Wisconsin  
Brian Cook, Illinois  
Marcus Griffin, Illinois  
Titus Ivory, Penn State  
Dean Oliver, Iowa

#### Honorable Mention

John Allison, Purdue; Brian Brown, Ohio State; Gyasi Cline-Heard, Penn State; Luke Recker, Iowa

#### Player of the Year

Frank Williams, Illinois

#### Freshman of the Year

Jared Jeffries, Indiana

#### Defensive Player of the Year

Ken Johnson, Ohio State

As selected by Media

#### First Team

Charlie Bell, Michigan State  
Kirk Haston, Indiana\*  
Ken Johnson, Ohio State  
Jason Richardson, Michigan State  
Frank Williams, Illinois\*

#### Second Team

Lavell Blanchard, Michigan  
Brian Cook, Illinois  
Joe Crispin, Penn State  
Reggie Evans, Iowa  
Andre Hutson, Michigan State

\*Unanimous

#### Third Team

Brian Brown, Ohio State  
Gyasi Cline-Heard, Penn State  
Titus Ivory, Penn State  
Jared Jeffries, Indiana  
Dean Oliver, Iowa

#### Honorable Mention

Roy Boone, Wisconsin; Cory Bradford, Illinois; Marcus Griffin, Illinois; Mike Kelley, Wisconsin; Luke Recker, Iowa

#### Player of the Year

Frank Williams, Illinois

#### Freshman of the Year

Jared Jeffries, Indiana

#### Coach of the Year

Jim O'Brien, Ohio State



# YEAR IN REVIEW

## 2000-01 Big Ten Stats

### INDIVIDUAL SCORING LEADERS

Player-Team	G	FG	3FG	FT	Pts	Avg
1. Crispin, Joe-PSU	33	195	108	144	642	19.5
2. Haston, Kirk-IND	33	243	26	114	626	19.0
3. Blanchard, LaVell-MICH	28	173	49	104	499	17.8
4. Cline-Heard, Gyasi-PSU	33	182	1	164	529	16.0
5. Ivory, Titus-PSU	33	158	79	125	520	15.8
6. Evans, Reggie-IOWA	35	155	1	218	529	15.1
7. WILLIAMS, FRANK-ILL	34	168	39	133	508	14.9
8. Oliver, Dean-IOWA	35	157	65	143	522	14.9
9. Richardson, Jason-MSU	33	182	49	73	486	14.7
10. Rychart, Dusty-MINN	31	170	10	104	454	14.6

### FIELD GOAL PCT.

(Min. 5 made per game)

Player-Team	G	FG	FGA	Pct
1. Young, Chris-MICH	28	89	139	.640
2. Hutson, Andre-MSU	32	173	278	.622
3. Randolph, Zach-MSU	33	138	235	.587
4. Johnson, Ken-OSU	31	145	251	.578
5. Asselin, Josh-MICH	28	86	156	.551
6. Cook, Brian-ILL	35	147	269	.546
7. Smith, Rodney-PUR	26	143	265	.540
8. Griffin, Marcus-ILL	34	154	289	.533
9. Allison, John-PUR	25	98	184	.533
10. Rychart, Dusty-MINN	31	170	337	.504

(Min 1.5 made per game)

### 3-POINT FG PCT.

Player-Team	G	3FG	FGA	Pct
1. Harrington, Sean-ILL	35	51	111	.459
2. Smith, Rodney-PUR	26	35	79	.443
3. Penney, Kirk-WIS	29	70	162	.432
4. Hornsby, Kyle-IND	29	43	101	.426
5. Connolly, Sean-OSU	31	45	108	.417
6. Blanchard, LaVell-MICH	28	49	120	.408
7. Brown, Brian-OSU	31	40	99	.404
8. Richardson, Jason-MSU	33	49	122	.402
9. Lewis, Maynard-PUR	32	47	118	.398
10. Ivory, Titus-PSU	33	79	200	.395

(Min. 2.5 made per game)

### FREE THROW PCT.

Player-Team	G	FTM	FTA	Pct
1. Ivory, Titus-PSU	33	125	139	.899
2. Crispin, Joe-PSU	33	144	165	.873
3. Lowe, Kenneth-PUR	32	135	156	.865
4. Cunningham, Carson-PUR	32	80	93	.860
5. Rychart, Dusty-MINN	31	104	125	.832
6. Williams, Frank-ILL	34	133	165	.806
7. Robinson, Bernard-MICH	28	93	116	.802
8. Asselin, Josh-MICH	28	97	121	.802
9. Blanchard, LaVell-MICH	28	104	132	.788
10. Lewis, Maynard-PUR	32	67	86	.779

### ASSISTS

Player-Team	G	Assists	Avg
1. Bell, Charlie-MSU	33	169	5.12
2. Coverdale, Tom-IND	34	168	4.94
3. Oliver, Dean-IOWA	35	168	4.80
4. Ivory, Titus-PSU	33	147	4.45
5. Cunningham, Carson-PUR	32	141	4.41
6. Williams, Frank-ILL	34	148	4.35
7. Queen, Avery-MICH	28	120	4.29
8. Brown, Brian-OSU	31	127	4.10
9. Simmons, Terrance-MINN	32	124	3.88
10. Taylor, Marcus-MSU	30	107	3.57

### BLOCKED SHOTS

Player-Team	G	Blocks	Avg
1. Johnson, Ken-OSU	31	125	4.03
2. Allison, John-PUR	25	68	2.72
3. Newton, Jeffrey-IND	33	56	1.70
4. Asselin, Josh-MICH	28	44	1.57
5. Cline-Heard, Gyasi-PSU	33	51	1.55
6. Griffin, Marcus-ILL	34	44	1.29
7. Cook, Brian-ILL	35	45	1.29
8. Jeffries, Jared-IND	34	42	1.24
9. Haston, Kirk-IND	33	40	1.21
10. Smith, Rodney-PUR	26	28	1.08

### REBOUNDING

Player-Team	G	Tot	Avg
1. Evans, Reggie, IA	35	416	11.9
2. Haston, Kirk, IND	33	288	8.7
3. Blanchard, LaVell, MI	28	2235	8.4
4. Cline-Heard, Gyasi, PSU	33	269	8.2
5. Rychart, Dusty MN	31	247	8.0
6. Hutson, Andre, MSU	32	244	7.6
7. Johnson, Ken, OSU	31	226	7.3
8. Jeffries, Jared, IND	34	234	6.9
9. Randolph, Zach, MSU	33	221	6.7
10. Cook, Brian, ILL	35	212	6.1
11. Griffin, Marcus, ILL	34	203	6.0

### STEALS

Player-Team	G	Steals	Avg
1. Ivory, Titus-PSU	33	84	2.55
2. Kelley, Mike-WIS	29	60	2.07
3. Williams, Frank-ILL	34	67	1.97
4. Drayton, Collier-NU	30	48	1.60
5. Young, Jitim-NU	30	47	1.57
6. Coverdale, Tom-IND	34	50	1.47
7. Oliver, Dean-IOWA	35	50	1.43
8. Crispin, Joe-PSU	33	47	1.42
9. Brown, Brian-OSU	31	43	1.39
10. Fife, Dane-IND	34	46	1.35































W. VAN KAMPEN

VAN KAMPEN





## THE RECORD BOOK

Year-By-Year Records . . . .	104
Postseason History . . . . .	125
NCAA Tournament Records .	126
Records vs. Opponents . . . .	128
Annual Leaders . . . . .	130
Annual Team Stats . . . . .	132
Top 50 Career Scorers . . . . .	139
Individual Records . . . . .	144
Single-Season Team Highs . .	150
Illinois Team Records . . . . .	151
Combined Team Records . . .	152
Opponent Records . . . . .	153
Assembly Hall Records . . . .	154
All-Time Coaches . . . . .	158
Assistant Coaches . . . . .	159

# RECORDS


## Year-By-Year Records

Year	Coach	Season		Big Ten		Big Ten Finish
		W	L	W	L	
1906	Elwood Brown	6	8	3	6	fourth
1907	F.L. Pinckney	1	10	0	8	fifth
1908	Fletcher Lane	20	6	6	5	third
1909	Herb V. Juul	7	6	5	6	fourth
1910	Herb V. Juul	5	4	5	4	fourth
1911	T.E. Thompson	6	6	6	5	fourth
1912	T.E. Thompson	8	8	4	8	fifth
1913	Ralph R. Jones	10	6	7	6	fifth
1914	Ralph R. Jones	9	4	7	3	third
1915	Ralph R. Jones	16	0	12	0	FIRST
1916	Ralph R. Jones	13	3	9	3	second (T)
1917	Ralph R. Jones	13	3	10	2	FIRST (T)
1918	Ralph R. Jones	9	6	6	6	fourth (T)
1919	Ralph R. Jones	6	8	5	7	fifth
1920	Ralph R. Jones	9	4	8	4	third
1921	Frank J. Winters	11	7	7	5	fourth (T)
1922	Frank J. Winters	14	5	7	5	fourth (T)
1923	J. Craig Ruby	9	6	7	5	fourth (T)
1924	J. Craig Ruby	11	6	8	4	FIRST (T)
1925	J. Craig Ruby	11	6	8	4	third (T)
1926	J. Craig Ruby	9	8	6	6	fifth (T)
1927	J. Craig Ruby	10	7	7	5	fourth (T)
1928	J. Craig Ruby	5	12	2	10	ninth (T)
1929	J. Craig Ruby	10	7	6	6	fifth (T)
1930	J. Craig Ruby	8	8	7	5	fourth (T)
1931	J. Craig Ruby	12	5	7	5	fifth
1932	J. Craig Ruby	11	6	7	5	fifth
1933	J. Craig Ruby	11	7	6	6	fifth (T)
1934	J. Craig Ruby	13	6	7	5	fourth
1935	J. Craig Ruby	15	5	9	3	FIRST (T)
1936	J. Craig Ruby	13	6	7	5	third (T)
1937	Douglas R. Mills	14	4	10	2	FIRST (T)
1938	Douglas R. Mills	9	9	4	8	eighth (T)
1939	Douglas R. Mills	14	5	8	4	third
1940	Douglas R. Mills	14	6	7	5	fourth (T)
1941	Douglas R. Mills	13	7	7	5	third (T)
1942	Douglas R. Mills	18	5	13	2	FIRST NCAA
1943	Douglas R. Mills	17	1	12	0	FIRST
1944	Douglas R. Mills	11	9	5	7	sixth
1945	Douglas R. Mills	13	7	7	5	third
1946	Douglas R. Mills	14	7	7	5	fifth (T)
1947	Douglas R. Mills	14	6	8	4	second (T)

Year	Coach	Season		Big Ten		Big Ten Finish	Post Season
		W	L	W	L		
1948	Harry Combes	15	5	7	5	third (T)	
1949	Harry Combes	21	4	10	2	FIRST	
1950	Harry Combes	14	8	7	5	third (T)	
1951	Harry Combes	22	5	13	1	FIRST	NCAA
1952	Harry Combes	22	4	12	2	FIRST	NCAA
1953	Harry Combes	18	4	14	4	second	
1954	Harry Combes	17	5	10	4	third (T)	
1955	Harry Combes	17	5	10	4	second (T)	
1956	Harry Combes	18	4	11	3	second	
1957	Harry Combes	14	8	7	7	seventh	
1958	Harry Combes	11	11	5	9	eighth (T)	
1959	Harry Combes	12	10	7	7	fifth (T)	
1960	Harry Combes	16	7	8	6	third (T)	
1961	Harry Combes	9	15	5	9	seventh	
1962	Harry Combes	15	8	7	7	fourth (T)	
1963	Harry Combes	20	6	11	3	FIRST (T)	NCAA
1964	Harry Combes	13	11	6	8	sixth (T)	
1965	Harry Combes	18	6	10	4	third	
1966	Harry Combes	12	12	8	6	third (T)	
1967	Harry Combes	12	12	6	8	seventh (T)	
1968	Harv Schmidt	11	13	6	8	seventh (T)	
1969	Harv Schmidt	19	5	9	5	second (T)	
1970	Harv Schmidt	15	9	8	6	third (T)	
1971	Harv Schmidt	11	12	5	9	fifth (T)	
1972	Harv Schmidt	14	10	5	9	eighth (T)	
1973	Harv Schmidt	14	10	8	6	third (T)	
1974	Harv Schmidt	5	18	2	12	tenth	
1975	Gene Bartow	8	18	4	14	ninth (T)	
1976	Lou Henson	14	13	7	11	seventh (T)	
1977	Lou Henson	16	14	8	10	sixth	
1978	Lou Henson	13	14	7	11	seventh	
1979	Lou Henson	19	11	7	11	seventh	
1980	Lou Henson	22	13	8	10	sixth (T)	NIT
1981	Lou Henson	21	8	12	6	third	NCAA
1982	Lou Henson	18	11	10	8	sixth	NIT
1983	Lou Henson	21	11	11	7	second (T)	NCAA
1984	Lou Henson	26	5	15	3	FIRST (T)	NCAA
1985	Lou Henson	26	9	12	6	second	NCAA
1986	Lou Henson	22	10	11	7	fourth (T)	NCAA
1987	Lou Henson	23	8	13	5	fourth	NCAA
1988	Lou Henson	23	10	12	6	third (T)	NCAA
1989	Lou Henson	31	5	14	4	second	NCAA
1990	Lou Henson	21	8	11	7	fourth (T)	NCAA
1991	Lou Henson	21	10	11	7	third (T)	
1992	Lou Henson	13	15	7	11	eighth	
1993	Lou Henson	19	13	11	7	third (T)	NCAA
1994	Lou Henson	17	11	10	8	fourth (T)	NCAA
1995	Lou Henson	19	12	10	8	fifth (T)	NCAA
1996	Lou Henson	18	13	7	11	ninth	NIT
1997	Lon Kruger	22	10	11	7	fourth (T)	NCAA
1998	Lon Kruger	23	10	13	3	FIRST (T)	NCAA
1999	Lon Kruger	14	18	3	13	eleventh	
2000	Lon Kruger	22	10	11	5	fourth	NCAA
2001	Bill Self	27	8	13	3	FIRST (T)	NCAA

### ILLINOIS COACHING RECORDS

Coach	Seasons	Yrs.	G	Record	Big Ten Record
Elwood Brown	1906	1	14	6-8/.429	3-6/.333
F. L. Pinckney	1907	1	11	1-10/.091	0-8/.000
Fletcher Lane	1908	1	26	20-6/.769	6-5/.545
Herb V. Juul	1909-10	2	22	12-10/.545	10-10/.500
T. E. Thompson	1911-12	2	28	14-14/.500	10-13/.435
Ralph R. Jones	1913-20	8	119	85-34/.714	64-31/.674
Frank J. Winters	1921-22	2	37	25-12/.676	14-10/.583
J. Craig Ruby	1923-36	14	243	148-95/.609	94-74/.560
Douglas R. Mills	1937-47	11	217	151-66/.696	88-46/.657
Harry Combes	1948-67	20	466	316-150/.678	174-104/.626
Harv Schmidt	1968-74	7	166	89-77/.536	43-55/.439
Gene Bartow	1975	1	26	8-18/.308	4-14/.222
Lou Henson	1976-96	21	647	423-224/.654	214-164/.567
Lon Kruger	1997-2000	4	129	81-48/.628	38-28/.576
Bill Self	2001	1	35	27-8/.771	13-3/.813
		96	2186	1406-780/.643	775-571/.576



# RECORDS

## Year-by-Year Records

### Head Coach Elwood Brown (1 year, 6-8, .429)



Leo Hana was put in charge of building the basketball program at Illinois after a women's program had existed for years. A team, led by its playing captain Roy Riley, beat Champaign High School Jan. 6, two weeks before Hana was able to replace Riley with a "professional" coach. Elwood Brown became Illinois' first basketball coach Jan. 20, 1906, and proceeded to turn in a commendable coaching job, especially since the squad lost two of its mainstays during the season. "The results of the season were on the whole satisfactory. In the future, there will not be such a lack of material as hampered the coach (Brown) this season," wrote the 1907 Illio.

### 1905-06 (6-8, 3-6)

Coach: Elwood Brown

Captains: (elected each game)

Lineup: f Stewart, f Tallmadge, c Riley, g Dadant, g Juul, g Ryan

J 12	71	Champaign High School (at Urbana)	.4	(W)
J 20	27	Indiana (at Urbana)	.24	(W)
J 27	25	Purdue (at Urbana)	.19	(W)
F 2	19	at Minnesota	.32	(L)
F 5	23	Wheaton	.21	(W)
F 8	15	at Evanston Y.M.C.A.	.51	(L)
F 9	14	at Chicago	.49	(L)
F 10	28	at Wheaton	.37	(L)
F 14	31	Oberlin	.25	(W)
F 16	7	at Indiana	.38	(L)
F 17	22	at Purdue	.48	(L)
F 24	24	Chicago	.21	(W)
F 28	25	Minnesota	.27	(L)
M 3	32	Wisconsin	.35	(L)

Big Ten: 4th place

### Head Coach F.L. Pinckney (1 year, 1-10, .090)

Pinckney took over the coaching reins for a year in 1907. There was promise for a good season after the solid start the program had made in 1906. More than 100 men tried out for the team. Pinckney found at least three freshman he thought would help the team and placed them on the varsity squad. However, the Western Conference Committee declared the three ineligible, leaving Pinckney with a much depleted team and Illinois with its worst record ever. The decision to make the freshmen ineligible gave Pinckney the same problem Brown faced the year before - turning out a winning team with limited talent.

### 1906-07 (1-10, 0-8)

Coach: F.L. Pinckney

Captain: H.V. Juul

Lineup: f Ryan, f Stewart, c Westfall, g Dadant, g Cermack, g Juul

D 15	38	at Peoria Y.M.C.A.	.19	(W)
J 2	26	at Chicago Y.M.C.A.	.31	(L)
J 12	27	Purdue	.32	(L)
J 19	16	Wisconsin	.22	(L)
J 31	3	at Minnesota	.42	(L)
F 1	13	at Wisconsin	.47	(L)
F 2	20	at Chicago	.53	(L)
F 15	13	at Wabash	.50	(L)
F 16	18	at Purdue	.45	(L)
F 23	20	Chicago	.35	(L)
M 1	29	Minnesota	.36	(L)

Big Ten: 5th place

### Head Coach Fletcher Lane (1 year, 20-6, .769)



Fletcher Lane's all-time best winning percentage among Illinois coaches is misleading, since he only coached for one year. His 20-6 team of 1908 benefited from a long Southern trip in which the team bear several YMCA and club teams from Tennessee, Texas, Alabama, and Georgia. The club was billed as a closely-knit group, due in part to the long trip. The players, however, did not appear to appreciate Lane's coaching

style. M.G. Dadant, the 1908 captain wrote, "Handicapped as they were by the lack of any competent coaching, the players went through the season in perfect harmony, each one relinquishing any personal feelings that the team might be better as a whole."

### 1907-08 (20-6, 6-5)

Coach: Fletcher Lane

Captain: M.G. Dadant

Lineup: f Penn, f Popperfuss, c Brundage, g Thompson, g Dadant

D 19	33	at Decatur Y.M.C.A.	.28	(W)
D 20	36	Washington University	.25	(W)
D 21	92	at Cairo Athletic Club	.14	(W)
D 23	56	at Memphis Y.M.C.A.	.8	(W)
D 25	41	at Ft. Worth Y.M.C.A.	.25	(W)
D 25	32	at Ft. Worth Y.M.C.A.	.20	(W)
D 26	58	at Waco Y.M.C.A.	.20	(W)
D 27	36	at Temple Y.M.C.A.	.17	(W)
D 28	41	at Galveston Y.M.C.A.	.21	(W)
D 30	34	at Beaumont Y.M.C.A.	.17	(W)
J 1	22	at Mobile Y.M.C.A.	.21	(W)
J 2	31	at Columbus Y.M.C.A.	.30	(W)
J 2	21	at Montgomery Y.M.C.A.	.31	(L)
J 3	46	at Birmingham A.C.	.24	(W)

J 4	35	Rose Poly (at Terre Haute, Ind.)	.26	(W)
J 11	24	at Purdue	.23	(W)
J 18	20	Wisconsin	.28	(L)
J 25	39	Indiana	.12	(W)
F 8	21	Chicago	.35	(L)
F 14	36	at Iowa	.46	(L)
F 15	16	at Minnesota	.15	(W)
F 29	38	Purdue	.15	(W)
M 6	17	at Chicago	.42	(L)
M 7	18	at Northwestern	.13	(W)
M 9	14	at Wisconsin	.27	(L)
M 12	22	Minnesota	.20	(W)

Big Ten: 3rd place

### Head Coach H. V. Juul (2 years, 12-10, .545)



H. V. Juul became the first Illinois basketball coach to stay for more than one year. He also became the first former Fighting Illini player to head the Illinois basketball program and was captain of the 1907 squad. After leading Illinois to a 12-10 record over two years, he departed to become a professional baseball player, enjoying stints with the Chicago Cubs and Cincinnati Reds. Juul was the son of a former Illinois

Congressman and, prior to his death in 1928, was a committeeman in the 35th Ward in Chicago as well as campaign director for the Republican Party headquarters at the Morrison Hotel in Chicago.

### 1908-09 (7-6, 5-6)

Coach: H.V. Juul

Captain: H.J. Popperfuss

Lineup: f Watson, f Popperfuss, c Poston,

g Rennacker, g Bernstein, g Thompson

D 22	93	at Shelbyville Business College	.19	(W)
D 23	47	at Mt. Vernon	.25	(W)
J 9	30	Indiana	.2	(W)
J 16	28	Wisconsin	.19	(W)
J 22	17	at Minnesota	.18	(L)
J 23	10	at Wisconsin	.20	(L)
F 10	21	Minnesota	.20	(W)
F 13	15	Chicago	.17	(L)
F 17	24	Purdue	.18	(W)
F 26	10	at Chicago	.23	(L)
F 27	35	at Northwestern	.4	(W)
M 5	20	at Purdue	.28	(L)
M 6	13	at Indiana	.23	(L)

Big Ten: 4th place

(Note: All Big Ten Conference games in bold; Big Ten records also listed in bold; Illinois score listed on the left; lineup includes regular starters.)



# RECORDS

## Year-by-Year Records

1909-10 (5-4, 5-4)

Coach: H.V. Juul


Captain: Carl Watson

Lineup: f Hall, f Popperfuss, c Watson,  
g Bernstein, g Thompson

J 15	16	at Wisconsin	.28	(L)
J 21	34	Wisconsin	.14	(W)
J 29	33	Purdue	.17	(W)
F 5	30	Indiana	.20	(W)
F 8	11	Chicago	.21	(L)
F 26	24	at Chicago	.15	(W)
M 4	10	at Purdue	.28	(L)
M 5	26	at Indiana	.12	(W)
M 9	9	Minnesota	.22	(L)

Big Ten: 4th place

### Head Coach T.E. Thompson (2 years, 14-14, .500)



T. E. Thompson also had a two-year career as head basketball coach at Illinois, compiling a 14-14 record. Thompson claimed, at the time, to be the only player in Western Conference history to have played five years of collegiate basketball. He was at Northwestern for one year before playing at Illinois for four additional seasons. In addition to his duties as basketball coach at Illinois in 1911-12, he also served

as Athletic Director George Huff's only assistant in the athletic department, doubling as the school's general manager of athletics and as ticket manager. After leaving the university, he founded The Thomas Thompson Company in Highland Park, Ill., a manufacturer of enamel products.

1911-12 (8-8, 4-8)

Coach: T.E. Thompson

Captain: W.H. Woolston

Lineup: f Hall, f Dahringer, f Gates, c Leo,  
g White, g Woolston

D 16	48	Millikin	.8	(W)
D 29	43	at Evanston Reds	.8	(W)
D 30	37	at Evanston Reds	.7	(W)
J 5	44	Illinois Wesleyan	.12	(W)
J 12	16	at Minnesota	.22	(L)
J 14	10	at Wisconsin	.27	(L)
J 20	21	Chicago	.22	(L)
J 27	20	Purdue	.35	(L)
F 6	14	at Purdue	.28	(L)
F 7	24	at Indiana	.25	(L)
F 10	13	Minnesota	.10	(W)
F 23	41	Indiana	.16	(W)
M 2	25	Northwestern	.10	(W)
M 8	12	at Chicago	.17	(L)
M 9	30	at Northwestern	.19	(W)
M 15	15	Wisconsin	.23	(L)

Big Ten: 5th place

### Head Coach Ralph Jones (8 years, 85-34, .714)



After arriving at Illinois from Purdue, Ralph Jones left an impressive legacy behind in Champaign. Besides coaching freshman football and baseball during his tenure at Illinois, he was credited by some with originating the fast break in basketball. After leading the Fighting Illini to one outright crown and the sharing of one other conference championship, Jones left to coach at Wabash and eventually Lake Forest Academy.

In addition, Jones was head coach of the Chicago Bears from 1930-33, where, among other achievements, he was credited with the revival of the T-formation, and the use of a man in motion to throw off the defense.

1912-13 (10-6, 7-6)

Coach: Ralph R. Jones

Captain: H.W. Dahringer

Lineup: f Kircher, f Dahringer, f Williford,  
g White, g Duner, g Hoffman

D 20	18	Wesleyan	.13	(W)
J 4	27	at Decatur Y.M.C.A.	.13	(W)
J 6	52	Rose Poly Tech.	.14	(W)
J 11	15	Wisconsin	.16	(L)
J 21	22	Purdue	.18	(W)
J 28	35	Iowa	.9	(W)
F 8	19	Minnesota	.12	(W)
F 14	23	Northwestern	.22	(W)
F 21	13	at Wisconsin	.18	(L)
F 22	20	at Minnesota	.10	(W)
F 26	12	Chicago	.19	(L)
M 1	29	Indiana	.12	(W)
M 7	11	at Purdue	.12	(L)
M 8	23	at Indiana	.17	(W)
M 14	16	at Chicago	.21	(L)
M 15	18	at Northwestern	.20	(L)

Big Ten: 5th place

1913-14 (9-4, 7-3)

Coach: Ralph R. Jones

Captain: E. A. Williford

Lineup: f Kircher, f Williford, c Bane, g Crane,  
g Duner

D 18	19	Millikin	.10	(W)
J 2	46	Riverside (at LaGrange)	.17	(W)
J 3	20	at Evanston Reds	.24	(L)
J 6	35	Indiana	.6	(W)
J 10	25	Wisconsin	.26	(L)
J 17	26	Purdue	.20	(W)
J 20	11	Chicago	.12	(L)
J 23	18	Minnesota	.16	(W)
F 6	30	at Purdue	.25	(W)
F 7	31	at Indiana	.15	(W)
F 14	35	Northwestern	.15	(W)
F 20	16	at Wisconsin	.29	(L)
F 21	26	at Minnesota	.11	(W)

Big Ten: 4th place

1914-15 (16-0, 12-0) National Champions

Coach: Ralph R. Jones

Captain: Sven Duner

Lineup: f Alwood, f Williford, f Ralf Woods,  
c Bane, g Duner, g Ray Woods

D 8	52	Arkansas A.C.	.6	(W)
D 12	50	Illinois Wesleyan	.9	(W)
D 18	19	at Millikin	.16	(W)
J 2	27	at Peoria Tigers	.14	(W)
J 11	34	Indiana	.13	(W)
J 16	27	Purdue	.8	(W)
J 23	24	Ohio State	.17	(W)
J 26	20	at Indiana	.4	(W)
F 8	39	Wisconsin	.19	(W)
F 13	19	at Wisconsin	.17	(W)
F 15	20	at Minnesota	.10	(W)
F 23	20	Chicago	.12	(W)
F 27	22	at Purdue	.15	(W)
M 1	26	at Ohio State	.19	(W)
M 6	19	at Chicago	.18	(W)
M 8	26	Minnesota	.11	(W)

Big Ten: 1st place

1915-16 (13-3, 9-3)

Coach: Ralph R. Jones

Captain: Ray Woods

Lineup: f Otto, f Ralf Woods, f Elwell, c Alwood,  
g Ray Woods, g Applegran

D 13	36	Millikin	.16	(W)
D 17	34	at Millikin	.19	(W)
J 1	25	at Illinois Wesleyan	.18	(W)
J 4	24	Wabash	.16	(W)
J 11	22	Purdue	.11	(W)
J 15	21	Ohio State	.10	(W)
J 22	27	Wisconsin	.20	(W)
F 9	30	at Chicago	.17	(W)
F 12	21	Northwestern (OT)	.23	(L)
F 19	14	at Wisconsin	.34	(L)
F 21	27	at Minnesota	.22	(W)
F 26	31	Chicago	.13	(W)
F 29	16	at Northwestern	.25	(L)
M 4	29	at Purdue	.19	(W)
M 6	28	at Ohio State	.22	(W)
M 13	20	Minnesota	.9	(W)

Big Ten: 2nd place (t)



# RECORDS

## Year-by-Year Records



**Ralph Jones' 1916-17 squad won the second men's basketball Big Ten Championship in school history with a 10-2 conference mark.**

### Head Coach Frank Winters (2 years, 25-12, .676)



While in his two-year stint as coach of the Illinois basketball team, Frank Winters was faced with having only a handful of veteran players available and was forced into installing an entirely new system of play. His 25-12 record in two years was a testament to the way Winters made negatives into positives. Upon arriving as head coach in the fall of 1920, he inherited a team whose best player, Chuck Carney, had just severely injured his knee in the last football game. Nonetheless, the team went on to an 11-7 record and improved to 14-5 in the 1922 campaign.

### 1916-17 (13-3, 10-2)

Coach: Ralph R. Jones

Captain: C.G. Alwood

Lineup: f Felmley, f McKay, f Ralf Woods, c Alwood, g Ray Woods, g Halas

D 9	38	at Millikin	.....18	(W)
D 15	26	Wabash	.....28	(L)
D 18	38	Millikin	.....16	(W)
J 3	52	Northwestern College	.....10	(W)
J 6	28	at Purdue	.....24	(W)
J 8	38	at Ohio State	.....14	(W)
J 12	45	Northwestern	.....17	(W)
J 16	20	Chicago	.....10	(W)
J 20	14	at Wisconsin	.....25	(L)
J 22	11	at Minnesota	.....20	(L)
F 3	19	at Chicago	.....16	(W)
F 5	34	Ohio State	.....21	(W)
F 10	18	Minnesota	.....17	(W)
F 17	27	Purdue	.....16	(W)
F 24	20	Wisconsin	.....17	(W)
M 2	21	at Northwestern	.....12	(W)

Big Ten: 1st place (t)

### 1917-18 (9-6, 6-6)

Coach: Ralph R. Jones

Captains: George S. Halas, E.W. Anderson

Lineup: f Anderson, f Mittleman, c Probst, c Taylor, g Halas, g Ingwersen

D 15	40	Millikin	.....13	(W)
D 19	31	at Millikin	.....13	(W)
J 5	24	Wabash	.....9	(W)
J 9	27	Purdue	.....17	(W)
J 14	28	Minnesota	.....17	(W)
J 19	21	Wisconsin	.....22	(L)
F 2	19	at Chicago	.....23	(L)
F 9	38	Northwestern	.....22	(W)
F 11	35	Ohio State	.....21	(W)
F 16	26	at Purdue	.....29	(L)
F 18	26	at Ohio State	.....23	(W)
F 23	15	at Wisconsin	.....23	(L)
F 25	22	at Minnesota	.....35	(L)
M 2	14	at Northwestern	.....29	(L)
M 6	20	Chicago	.....17	(W)

Big Ten: 4th place (t)

### 1918-19 (6-8, 5-7)

Coach: Ralph R. Jones

Captain: B.A. Ingwersen

Lineup: f Fletcher, f Ingwersen, f Mittleman, c Wilson, g Kopp, g Taylor

J 3	26	Great Lakes	.....28	(L)
J 10	37	Millikin	.....17	(W)
J 18	13	Purdue	.....16	(L)
J 20	25	Ohio State	.....20	(W)
J 25	25	at Wisconsin	.....15	(W)
J 27	17	at Minnesota	.....36	(L)
F 1	27	at Michigan	.....23	(W)
F 8	12	at Chicago	.....17	(L)
F 15	16	Wisconsin	.....14	(W)
F 21	25	at Purdue	.....18	(W)
F 24	15	at Ohio State	.....32	(L)
M 1	15	Chicago	.....17	(L)
M 3	9	Minnesota	.....26	(L)
M 10	18	Michigan	.....22	(L)

Big Ten: 5th place

### 1919-20 (9-4, 8-4)

Coach: Ralph R. Jones

Captain: K.L. Wilson

Lineup: f Wilson, f Felmley, f Mee, f Taylor, c Carney, g Vail, g Ingwersen, g Walwquist

J 5	24	Northwestern College	.....12	(W)
J 10	33	Purdue	.....31	(W)
J 12	40	Ohio State	.....22	(W)
J 17	31	Minnesota	.....19	(W)
J 24	43	Wisconsin	.....20	(W)
J 26	41	Michigan	.....14	(W)
F 7	20	at Purdue	.....36	(L)
F 9	35	at Ohio State	.....27	(W)
F 14	21	Chicago	.....23	(L)
F 21	29	at Wisconsin	.....33	(L)
F 23	26	at Minnesota	.....20	(W)
F 28	20	at Chicago	.....27	(L)
M 1	28	at Michigan	.....21	(W)

Big Ten: 3rd place

### 1920-21 (11-7, 7-5)

Coach: Frank J. Winters

Captain: C.W. Vail

Lineup: f Walquist, f Carney, f Hellstrom, c Reitsch, g Vail, g Sabog, g Collins

D 18	24	Millikin	.....29	(L)
D 20	32	at Illinois Normal	.....21	(W)
J 1	25	Nebraska	.....30	(L)
J 3	26	Nebraska	.....24	(W)
J 10	42	Illinois Normal	.....17	(W)
J 14	26	at Millikin	.....20	(W)
J 18	33	Chicago	.....29	(W)
J 22	18	at Wisconsin	.....23	(L)
J 24	23	at Minnesota	.....22	(W)
F 5	39	at Purdue	.....26	(W)
F 7	46	Ohio State	.....11	(W)
F 12	24	Minnesota	.....20	(W)
F 19	17	Wisconsin	.....9	(W)
F 22	19	Purdue	.....29	(L)
F 26	18	at Michigan	.....24	(L)
F 28	35	at Ohio State	.....32	(W)
M 5	26	at Chicago	.....29	(L)
M 7	26	Michigan	.....28	(L)

Big Ten: 4th place (t)

### 1921-22 (14-5, 7-5)

Coach: Frank J. Winters

Captain: C.R. Carney

Lineup: f Popken, f Potrer, f Carney, c Roettger, g Walquist, g Sabo

D 16	35	Illinois Wesleyan	.....19	(W)
D 17	32	Knox	.....24	(W)
D 30	33	Millikin	.....20	(W)
J 2	49	Notre Dame	.....38	(W)
J 3	40	Notre Dame	.....27	(W)
J 7	30	Butler	.....28	(W)
J 14	48	at Ohio State	.....36	(W)
J 16	20	Michigan	.....17	(W)
J 19	34	at Millikin	.....33	(W)
F 4	16	at Chicago	.....22	(L)
F 7	29	Purdue	.....28	(W)
F 10	23	at Wisconsin	.....25	(L)
F 11	29	at Minnesota	.....28	(W)
F 18	28	Minnesota	.....18	(W)
F 20	41	Ohio State	.....22	(W)
F 25	16	at Michigan	.....42	(L)
F 27	37	Wisconsin	.....35	(W)
M 3	25	Chicago	.....26	(L)
M 7	31	at Purdue	.....39	(L)

Big Ten: 4th place (t)



# RECORDS

## Year-by-Year Records

### Head Coach J. Craig Ruby (14 years, 148-95, .609)



J. Craig Ruby was known as one of the great basketball tacticians of his time. He and legendary Kansas coach Phog Allen actively campaigned together for higher baskets to offset the advantage of tall centers. Ruby alone advocated the elimination of the dribble to do away with stalling, and wanted the hoop enlarged to 20 inches in diameter rather than the standard 18. Ruby's second season at

Illinois produced a tie for the Big Ten championship in 1924, but it was not until 1935 that he could lead his team to tie for top conference honors again.



The 1923-24 squad tied for the Big Ten Championship.

#### 1922-23 (9-6, 7-5)

Coach: J. Craig Ruby

Captain: E.N. Hellstrom

Lineup: f Potter, f Roettger, f Hellstrom, c Stilwell, g Popken, g Lipe

D 16	29	Washington University	.14	(W)
D 21	41	Notre Dame	.38	(W)
D 2	25	Butler	.29	(L)
J 8	36	at Ohio State	.31	(W)
J 13	31	Indiana	.22	(W)
J 16	13	at Michigan	.30	(L)
J 20	20	Purdue	.24	(L)
F 2	24	at Minnesota	.21	(W)
F 7	20	Chicago	.18	(W)
F 12	24	at Indiana	.31	(L)
F 17	28	at Purdue	.26	(W)
F 19	25	Minnesota	.18	(W)
F 24	20	at Chicago	.24	(L)
F 26	20	Michigan	.27	(L)
M 5	37	Ohio State	.21	(W)

Big Ten: 4th place (t)

#### 1923-24 (11-6, 8-4)

Coach: J. Craig Ruby

Captain: G.E. Potter

Lineup: f Karnes, f Potter, f Mauer, c Stilwell, g Lipe, g Popken

D 12	28	DePauw	.29	(L)
D 15	15	Washington University	.17	(L)
D 21	16	Iowa State	.12	(W)
J 2	29	Notre Dame	.21	(W)
J 5	20	at Minnesota	.36	(L)
J 12	27	at Ohio State	.24	(W)
J 14	23	at Michigan	.24	(L)
J 17	38	Northwestern	.18	(W)
F 5	28	Butler	.27	(W)
F 11	22	Ohio State	.25	(L)
F 16	12	at Wisconsin	.13	(L)
F 23	26	at Iowa	.14	(W)
F 25	31	Wisconsin	.20	(W)
F 29	38	Iowa	.19	(W)
M 4	36	at Northwestern	.35	(W)
M 8	23	Michigan	.20	(W)
M 10	31	Minnesota	.19	(W)

Big Ten: 1st place (t)

#### 1924-25 (11-6, 8-4)

Coach: J. Craig Ruby

Captain: J.W. Mauer

Lineup: f Daughterity, f Karnes, c Martin, g Lipe, g Mauer, g Haines

D 13	27	DePauw	.23	(W)
D 19	36	Washington University	.19	(W)
D 30	22	at Butler	.24	(L)
J 5	36	Kentucky	.26	(W)
J 10	27	at Chicago	.16	(W)
J 14	27	at Northwestern	.16	(W)
J 17	34	Indiana	.24	(W)
J 24	23	Iowa	.15	(W)
F 7	18	at Notre Dame	.29	(L)
F 12	30	Northwestern	.20	(W)
F 14	19	Chicago	.15	(W)
F 21	35	Wisconsin	.25	(W)
F 23	24	at Indiana	.30	(L)
F 27	25	at Iowa	.33	(L)
M 2	18	at Purdue	.34	(L)
M 6	37	Purdue	.27	(W)
M 9	9	at Wisconsin	.24	(L)

Big Ten: 3rd place (t)

#### 1925-26 (9-8, 6-6)

Coach: J. Craig Ruby

Captain: L.M. Haines

Lineup: f Daughterity, f Martin, f Lipe, c Mauer, g Reynolds, g Haines

D 12	23	Butler	.22	(W)
D 19	16	at Drake	.20	(L)
D 21	33	at Ames	.14	(W)
J 4	30	Kansas Aggies	.29	(W)
J 11	17	Minnesota	.8	(W)
J 16	18	at Ohio State	.30	(L)
J 18	31	at Michigan	.29	(W)
J 23	14	at Chicago	.19	(L)
F 6	14	Notre Dame	.26	(L)
F 10	29	Purdue	.28	(W)
F 13	35	Ohio State	.31	(W)
F 19	21	at Indiana	.20	(W)
F 22	24	Chicago	.16	(W)
F 26	24	Michigan	.33	(L)
M 1	23	at Purdue	.28	(L)
M 6	25	Indiana	.28	(L)
M 8	21	at Minnesota	.28	(L)

Big Ten: 5th place (t)

#### 1926-27 (10-7, 7-5)

Coach: J. Craig Ruby

Captain: R.S. Daughterity

Lineup: f Daughterity, f Dorn, f Greene, c Lindsay, g McKay, g Reynolds

D 11	37	Bradley	.24	(W)
D 17	22	Coe	.28	(L)
D 20	34	Drake	.26	(W)
D 30	36	North Dakota	.28	(W)
J 3	27	at Minnesota	.13	(W)
J 8	27	at Northwestern	.23	(W)
J 15	28	at Ohio State	.29	(L)
J 17	24	at Michigan	.25	(L)
J 22	40	Iowa	.33	(W)
F 2	30	Butler	.32	(L)
F 5	36	Minnesota	.27	(W)
F 7	43	Ohio State	.30	(W)
F 12	24	at Iowa	.26	(L)
F 16	46	Northwestern	.32	(W)
F 25	26	Michigan	.30	(L)
F 28	32	Wisconsin	.28	(W)
M 5	13	at Wisconsin	.39	(L)

Big Ten: 4th place (t)

#### 1927-28 (5-12, 2-10)

Coach: J. Craig Ruby

Captain: Everett Olson

Lineup: f Dorn, f Drew, c Solyom, g Mills, g Deimling

D 10	22	Knox	.18	(W)
D 17	41	Bradley	.35	(W)
D 27	23	at Washington	.34	(L)
D 29	34	at Washington	.24	(W)
D 30	26	at Washington	.32	(L)
J 7	24	Purdue	.30	(L)
J 13	30	at Iowa	.36	(L)
J 16	34	at Wisconsin	.33	(W)
J 21	29	at Indiana	.44	(L)
F 8	32	Northwestern	.20	(W)
F 14	14	at Purdue	.40	(L)
F 17	26	at Chicago	.52	(L)
F 24	27	Iowa	.41	(L)
M 1	31	at Northwestern	.39	(L)
M 3	18	Chicago	.19	(L)
M 6	23	Indiana	.27	(L)
M 9	22	Wisconsin	.32	(L)

Big Ten: 9th place (t)



# RECORDS

## Year-by-Year Records

### 1928-29 (10-7, 6-6)

Coach: J. Craig Ruby

Captain: E. F. Dorn

Lineup: f Harper, f Dorn, f Drew, c May, g Mills, g Hill

D 10	46	Bradley	.....29	(W)
D 15	44	Lombard	.....22	(W)
D 20	28	North Dakota	.....27	(W)
D 31	38	Washington University	.....29	(W)
J 5	24	at Purdue	.....33	(L)
J 8	20	Indiana	.....16	(W)
J 12	22	at Ohio State	.....27	(L)
J 14	17	at Michigan	.....21	(L)
J 19	22	Chicago	.....19	(W)
F 4	28	Butler	.....33	(L)
F 9	33	at Chicago	.....29	(W)
F 11	35	at Minnesota	.....32	(W)
F 16	30	Ohio State	.....35	(L)
F 18	27	Michigan	.....24	(W)
F 23	22	at Indiana	.....32	(L)
M 2	23	Purdue	.....37	(L)
M 4	32	Minnesota	.....27	(W)

Big Ten: 5th place (t)

### 1929-30 (8-8, 7-5)

Coach: J. Craig Ruby

Captain: D.R. Mills

Lineup: f E. Kamp, f Harper, c May, g Fencel, g Mills, g R. Kamp

D 14	22	Bradley	.....30	(L)
D 19	30	Washington University	.....19	(W)
D 23	26	DePauw	.....28	(L)
J 2	18	at Butler	.....28	(L)
J 6	19	Ohio State	.....15	(W)
J 13	24	at Michigan	.....18	(W)
J 18	9	at Wisconsin	.....14	(L)
F 5	28	Chicago	.....25	(W)
F 8	21	at Minnesota	.....26	(L)
F 10	30	at Northwestern	.....24	(W)
F 15	26	Minnesota	.....22	(W)
F 17	26	at Ohio State	.....16	(W)
F 22	32	Northwestern	.....34	(L)
F 24	17	Wisconsin	.....23	(L)
M 1	30	Michigan	.....17	(W)
M 5	22	at Chicago	.....35	(L)

Big Ten: 4th place (t)

### 1930-31 (12-5, 7-5)

Coach: J. Craig Ruby

Captain: Charles B. Harper

Lineup: f E. Kamp, f Harper, f Fencel, c May, g R. Kamp, g Owen

D 8	27	DePauw	.....15	(W)
D 13	23	Carleton	.....11	(W)
D 19	40	Miami	.....17	(W)
D 22	28	Wabash	.....13	(W)
J 1	28	at Bradley	.....17	(W)
J 5	9	Wisconsin	.....12	(L)
J 10	15	at Purdue	.....30	(L)
J 12	27	Northwestern	.....29	(L)
J 17	34	Indiana	.....35	(L)
J 24	20	at Wisconsin	.....30	(L)
F 10	26	Purdue	.....22	(W)
F 14	26	at Iowa	.....23	(W)
F 16	35	at Northwestern	.....28	(W)
F 21	45	Chicago	.....22	(W)
F 23	39	at Indiana	.....25	(W)
F 28	31	Iowa	.....13	(W)
M 2	36	at Chicago	.....30	(W)

Big Ten: 5th place

### 1931-32 (11-6, 7-5)

Coach: J. Craig Ruby

Captain: E. B. Kamp

Lineup: f R. Kamp, f Bartholomew, c Bennett, g E. Kamp, g Owen

D 12	31	St. Louis	.....17	(W)
D 18	35	Miami-Ohio	.....19	(W)
D 20	17	Butler	.....22	(L)
J 1	44	Cornell	.....23	(W)
J 4	28	Ohio State	.....29	(L)
J 9	28	Purdue	.....21	(W)
J 11	30	at Indiana	.....22	(W)
J 18	16	at Michigan	.....28	(L)
J 23	30	Chicago	.....20	(W)
F 9	29	Bradley	.....21	(W)
F 13	26	at Ohio State	.....29	(L)
F 15	23	at Minnesota	.....15	(W)
F 20	29	Michigan	.....23	(W)
F 27	26	at Minnesota	.....27	(L)
F 29	19	at Purdue	.....34	(L)
M 5	41	at Chicago	.....20	(W)
M 7	33	Indiana	.....32	(W)

Big Ten: 5th place

### 1932-33 (11-7, 6-6)

Coach: J. Craig Ruby

Captain: W.B. Owen

Lineup: f Froschauer, f Bennett, c Hellmich, g A.C. Kamm, Owen

D 10	26	Bradley	.....21	(W)
D 17	24	Wabash	.....34	(L)
D 21	36	at Missouri	.....24	(W)
D 30	26	North Dakota	.....24	(W)
J 3	39	Detroit	.....28	(W)
J 7	27	Northwestern	.....25	(W)
J 9	22	Michigan	.....17	(W)
J 14	30	at Michigan	.....35	(L)
J 16	22	at Ohio State	.....33	(L)
J 21	27	at Northwestern	.....30	(L)
F 7	26	St. Louis	.....19	(W)
F 11	38	Wisconsin	.....25	(W)
F 13	29	Ohio State	.....31	(L)
F 18	26	at Minnesota	.....22	(W)
F 20	29	at Wisconsin	.....15	(W)
F 25	28	Minnesota	.....30	(L)
F 27	27	at Iowa	.....30	(L)
M 4	44	Iowa	.....16	(W)

Big Ten: 5th place (t)

### 1933-34 (13-6, 7-5)

Coach: J. Craig Ruby

Captain: H. Hellmich

Lineup: f Froschauer, f Fencel, f A.J. Kamm, c Hellmich, g A.C. Kamm, g Benyon

D 10	21	St. Louis	.....22	(L)
D 16	37	Illinois Wesleyan	.....19	(W)
D 22	40	at Washington University	.....36	(W)
D 29	21	at Knox	.....18	(W)
D 30	37	at Augustana	.....26	(W)
J 3	31	Missouri	.....27	(W)
J 7	20	Wisconsin	.....17	(W)
J 8	21	at Purdue	.....36	(L)
J 13	32	at Chicago	.....26	(W)
J 15	14	at Iowa	.....36	(L)
J 20	34	Northwestern	.....20	(W)
F 6	38	Bradley	.....26	(W)
F 10	28	Indiana	.....25	(W)
F 12	42	Chicago	.....21	(W)
F 17	22	at Wisconsin	.....28	(L)
F 19	25	at Northwestern	.....32	(L)
F 24	24	at Indiana	.....36	(L)
F 26	35	Iowa	.....31	(W)
M 5	27	Purdue	.....26	(W)

Big Ten: 4th place

### 1934-35 (15-5, 9-3)

Coach: J. Craig Ruby

Captain: Frank Froschauer

Lineup: f Froschauer, f Guttchow, c Dehner, c Riegel, g Henry, g Combes, g Beynon

D 10	55	Bradley	.....25	(W)
D 10	26	DePaul	.....29	(L)
D 14	30	Wabash	.....27	(W)
D 21	35	at Washington University	.....18	(W)
D 22	33	St. Louis	.....22	(W)
D 29	24	at Butler	.....39	(L)
J 1	35	at Wabash	.....28	(W)
J 5	28	Indiana	.....32	(L)
J 7	37	Purdue	.....36	(W)
J 12	44	at Ohio State	.....23	(W)
J 14	29	at Indiana	.....42	(L)
J 19	34	Michigan	.....22	(W)
F 5	27	Notre Dame	.....26	(W)
F 9	43	at Chicago	.....36	(W)
F 16	27	at Purdue	.....35	(L)
F 18	44	Ohio State	.....36	(W)
F 23	38	at Minnesota	.....34	(W)
F 25	39	Chicago	.....29	(W)
M 2	41	Minnesota	.....29	(W)
M 4	36	at Michigan	.....22	(W)

Big Ten: 1st place (t)



The 1934-35 Illini posted a 9-3 conference mark to bring home the Big Ten Championship.



# RECORDS

## Year-by-Year Records

### 1935-36 (13-6, 7-5)

Coach: J. Craig Ruby  
 Captain: Howard J. Braun  
 Lineup: f Combes, f Benham, f Vopicka,  
 c Riegel, g Henry, g Braun

D 7	35	St. Louis	.....27	(W)
D 11	40	Wabash	.....22	(W)
D 17	47	DePauw	.....14	(W)
D 20	26	at DePaul	.....24	(W)
D 28	48	at Knox	.....31	(W)
D 30	42	California	.....17	(W)
J 4	26	at Iowa	.....27	(L)
J 6	42	at Minnesota	.....19	(W)
J 11	29	at Wisconsin	.....27	(W)
J 13	13	Ohio State	.....18	(L)
J 18	28	Northwestern	.....40	(L)
F 5	23	at Notre Dame	.....33	(L)
F 10	36	Iowa	.....14	(W)
F 15	36	Wisconsin	.....20	(W)
F 17	39	at Northwestern	.....38	(W)
F 22	35	Minnesota	.....33	(W)
F 24	37	Michigan	.....42	(L)
F 29	30	at Ohio State	.....20	(W)
M 2	22	at Michigan	.....35	(L)

Big Ten: 3rd place (t)



**Doug Mills' 1936-37 team won the Big Ten Championship in his first year as the head coach.**

### 1937-38 (9-9, 4-8)

Coach: Douglas R. Mills  
 Captain: Louis Boudreau  
 Lineup: Boudreau, Frank, Hapac, Dehner,  
 Wardley, Nisbet, Handlon

D 7	48	Carroll	.....25	(W)
D 11	43	at Augustana	.....27	(W)
D 15	57	Washington University	.....24	(W)
D 18	60	at St. John's	.....45	(W)
D 20	38	at Temple	.....51	(L)
D 28	33	Notre Dame	.....32	(W)
J 4	46	at Indiana (OT)	.....51	(L)
J 8	37	at Michigan	.....45	(L)
J 10	51	Purdue	.....43	(W)
J 15	50	Chicago	.....34	(W)
J 17	29	Minnesota	.....41	(L)
J 22	26	at Ohio State	.....46	(L)
F 7	13	at Purdue	.....23	(L)
F 12	23	at Minnesota	.....28	(L)
F 19	42	Ohio State	.....34	(W)
F 21	39	at Chicago	.....43	(L)
F 28	36	Michigan	.....32	(W)
M 4	35	Indiana	.....45	(L)

Big Ten: 8th place (t)

### 1938-39 (14-5, 8-4)

Coach: Douglas R. Mills  
 Captain: Tom Nisbet  
 Lineup: Hapac, Nisbet, Dehner, Handlon,  
 Frank, Drish

D 10	49	Washington University	.....31	(W)
D 17	61	North Dakota	.....33	(W)
D 21	49	Connecticut State	.....23	(W)
D 27	60	at Manhattan	.....41	(W)
D 29	28	at Villanova	.....22	(W)
J 3	35	Cornell	.....34	(W)
J 7	30	Michigan	.....20	(W)
J 9	28	Indiana	.....29	(L)
J 14	43	at Chicago	.....33	(W)
J 16	45	Ohio State	.....31	(W)
J 21	37	at Wisconsin	.....34	(W)
J 23	33	at Minnesota	.....35	(L)
F 3	24	Notre Dame	.....38	(L)
F 6	34	Iowa	.....26	(W)
F 11	30	at Purdue	.....34	(L)
F 13	35	at Michigan	.....28	(W)
F 20	35	Purdue	.....26	(W)
F 25	34	at Northwestern	.....36	(L)
F 27	49	at Chicago	.....26	(W)

Big Ten: 3rd place

### 1939-40 (14-6, 7-5)

Coach: Douglas R. Mills  
 Captain: William J. Hapac  
 Lineup: Hapac, Drish, Shapiro, Evers, Wukovits,  
 Frank

D 6	37	Monmouth	.....19	(W)
D 6	60	Wabash	.....21	(W)
D 15	46	Carleton	.....15	(W)
D 18	41	Princeton	.....25	(W)
D 27	42	Notre Dame	.....29	(W)
D 29	37	at Drake	.....32	(W)
J 1	37	at Butler	.....18	(W)
J 6	36	at Indiana	.....38	(L)
J 8	34	Chicago	.....33	(W)
J 13	31	at Ohio State	.....37	(L)
J 15	48	at Michigan	.....43	(W)
F 3	40	at Notre Dame	.....58	(L)
F 10	60	Minnesota	.....31	(W)
F 12	35	Northwestern	.....33	(W)
F 17	27	at Purdue	.....33	(L)
F 19	37	Wisconsin	.....35	(W)
F 24	51	Michigan	.....28	(W)
F 26	42	at Chicago	.....40	(W)
M 2	47	at Iowa	.....62	(L)
M 4	31	Purdue	.....34	(L)

Big Ten: 4th place (t)

### 1940-41 (13-7, 7-5)

Coach: Douglas R. Mills  
 Captain: John W. Drish  
 Lineup: Shapiro, Mathison, Wukovits,  
 Richmond, Drish

D 6	38	Georgia	.....34	(W)
D 20	41	Pittsburgh	.....43	(L)
D 23	41	at Notre Dame	.....39	(W)
D 26	56	at Manhattan	.....40	(W)
D 28	41	at Temple	.....42	(L)
D 31	40	at Marquette	.....32	(W)
J 2	45	Kansas State	.....29	(W)
J 6	49	Purdue	.....34	(W)
J 11	38	Indiana	.....48	(L)
J 13	47	Michigan	.....41	(W)
J 18	42	at Northwestern	.....41	(W)
J 29	53	University of Mexico	.....30	(W)
F 3	29	at Purdue	.....46	(L)
F 8	38	at Minnesota	.....50	(W)
F 10	55	at Chicago	.....29	(L)
F 15	30	at Wisconsin	.....46	(L)
F 17	56	Iowa	.....53	(W)
F 22	31	at Michigan	.....47	(L)
F 24	53	Ohio State	.....36	(W)
M 1	52	Chicago	.....33	(W)

Big Ten: 3rd place (t)

### Head Coach Douglas R. Mills (11 years, 151-66, .696)



Doug Mills was not only an extremely successful basketball coach at Illinois, but one of the University's most prolific and long-standing administrators. He began his association with Fighting Illini athletics as a standout in both football and basketball in the late 1920s. Mills became the first Illinois head basketball coach to lead his squad to three Big Ten crowns. Also included in his 11-year coaching tenure was the formation of the legendary

"Whiz Kids" team of 1942 and '43. That team won back-to-back Big Ten crowns. After retiring from the coaching ranks in 1947, Mills retained his position as athletic director until 1966.

### 1936-37 (14-4, 10-2)

Coach: Douglas R. Mills  
 Captain: Robert W. Riegel  
 Lineup: f Boudreau, f Combes, c Riegel,  
 g Nisbet, g Vopicka, g Henry

D 8	51	Carroll	.....34	(W)
D 12	44	DePauw	.....24	(W)
D 19	44	Notre Dame	.....29	(W)
D 23	25	at DePaul	.....31	(L)
D 30	43	at Bradley	.....33	(W)
J 4	38	Northwestern	.....47	(L)
J 9	31	at Wisconsin	.....28	(W)
J 11	40	Indiana	.....31	(W)
J 16	42	Iowa	.....28	(W)
J 18	38	at Purdue	.....37	(W)
J 23	28	Chicago	.....22	(W)
F 6	33	at Notre Dame	.....41	(L)
F 13	34	at Chicago	.....26	(W)
F 15	34	Purdue	.....61	(L)
F 20	42	at Indiana	.....25	(W)
F 22	48	Wisconsin	.....31	(W)
F 27	40	at Iowa	.....29	(W)
M 6	32	at Northwestern	.....26	(W)

Big Ten: 1st place (t)





# RECORDS

## Year-by-Year Records



The 1941-42 Big Ten Championship was the first of two for the team that would come to be known as the "Whiz Kids."

### 1941-42 (18-5, 13-2)

Coach: Douglas R. Mills

Captain: William Hocking

Lineup: f Smiley, f Menke, c Mathison,  
c Wukovits, g Phillip, g Vance

D 9	45	Marquette	.43	(W)
D 13	38	Chanute Field	.40	(L)
D 17	52	Butler	.50	(W)
D 20	49	at Detroit	.34	(W)
D 23	48	Notre Dame	.29	(W)
D 30	39	Harvard	.33	(W)
J 3	55	at Wisconsin	.40	(W)
J 10	44	at Michigan	.40	(W)
J 12	58	at Ohio State	.49	(W)
J 17	54	Chicago	.26	(W)
J 19	42	Iowa	.35	(W)
J 24	49	Minnesota	.36	(W)
F 7	41	Northwestern	.33	(W)
F 9	36	at Indiana	.41	(L)
F 14	52	Michigan	.29	(W)
F 16	41	at Minnesota	.37	(W)
F 21	48	Ohio State	.31	(W)
F 23	45	Wisconsin	.43	(W)
F 28	63	at Northwestern	.49	(W)
M 2	32	at Iowa	.46	(L)
M 7	34	Purdue	.32	(W)
M 20	44	Kentucky (at New Orleans)	.46	(L)
M 21	34	Penn State (at New Orleans)	.41	(L)

Big Ten: 1st place

J 18	66	Iowa	.34	(W)
F 1	68	Northwestern	.51	(W)
F 6	60	at Ohio State	.48	(W)
F 8	50	at Ohio State	.44	(W)
F 13	56	at Minnesota	.35	(W)
F 15	67	at Minnesota	.43	(W)
F 20	50	Wisconsin	.26	(W)
F 27	86	at Northwestern	.44	(W)
M 1	92	Chicago	.25	(W)

Big Ten: 1st place (t)

### 1943-44 (11-9, 5-7)

Coach: Douglas R. Mills

Captain: (selected each game)

Lineup: Kirk, Judson, DeMoulin, Morton,  
Delaney, Gillespie

D 4	51	Alumni	.35	(W)
D 7	56	Detroit	.25	(W)
D 11	44	Great Lakes (at Chicago)	.52	(L)
D 18	39	at Missouri	.29	(W)
D 20	43	Kentucky	.41	(W)
D 29	64	Great Lakes	.51	(W)
J 3	45	at Wisconsin	.43	(W)
J 7	38	Wisconsin	.43	(L)
J 8	45	at Michigan	.52	(L)
J 15	69	at Chicago	.32	(W)
J 21	51	at Iowa	.56	(L)
J 22	44	at Iowa	.53	(L)
F 7	40	Kentucky	.51	(L)
F 11	29	Northwestern	.42	(L)
F 12	45	at DePaul	.33	(W)



The 1942-43 Big Ten Champions returned all five starters from the 1941-42 Big Ten Champs.

F 18	41	Ohio State	.52	(L)
F 19	53	Ohio State	.54	(L)
F 25	50	at Northwestern	.47	(W)
M 3	50	Minnesota	.32	(W)
M 4	53	Minnesota	.27	(W)

Big Ten: 6th place

### 1944-45 (13-7, 7-5)

Coach: Douglas R. Mills

Captain: (selected each game)

Lineup: Kirk, Burmaster, Orr, Kersulis,  
Delaney, Judson

D 2	64	Chanute Field	.25	(W)
D 8	44	Great Lakes (at Chicago Stadium)	.40	(W)
D 9	56	at Great Lakes	.53	(W)
D 16	43	DePaul (at Chicago Stadium)	.40	(W)
D 20	45	Great Lakes	.52	(L)
D 29	77	Nebraska	.39	(W)
J 1	56	DePaul	.63	(L)
J 6	38	Michigan	.43	(L)
J 13	55	at Michigan	.37	(W)
J 19	51	Northwestern	.42	(W)
J 26	43	Iowa	.42	(W)
F 6	58	at Chanute Field	.46	(W)
F 10	57	at Minnesota	.35	(W)
F 12	71	Indiana	.48	(W)
F 16	56	Ohio State	.41	(W)
F 19	49	Minnesota	.48	(W)
F 23	44	at Ohio State	.60	(L)
F 24	45	Northwestern (at Chicago Stadium)	.57	(L)
F 28	55	at Indiana	.65	(L)
M 3	37	at Iowa	.43	(L)

Big Ten: 3rd place

### 1945-46 (14-7, 7-5)

Coach: Douglas R. Mills

Captain: Walton Kirk, Jr.

Lineup: Doster, Burmaster, Mroz, Humphrey,  
Rowe

D 1	52	Wright Field	.56	(L)
D 5	54	St. Louis	.46	(W)
D 8	58	Great Lakes	.41	(W)
D 8	51	Great Lakes Hospital	.23	(W)
D 11	51	Detroit	.34	(W)
D 15	46	Ohio State	.50	(L)
D 18	64	Drake	.42	(W)
D 20	62	at Nebraska	.51	(W)
D 22	39	at Iowa	.41	(L)
D 29	56	DePaul	.37	(W)
J 1	38	at Wisconsin	.31	(W)
J 5	48	at Michigan	.49	(L)
J 12	35	at Ohio State	.41	(L)
J 14	45	at Northwestern	.38	(W)
J 19	70	at Chicago	.28	(W)
J 26	42	at Great Lakes	.67	(L)
F 4	85	Chicago	.24	(W)
F 9	49	Michigan	.44	(W)
F 16	43	Northwestern	.48	(L)
F 18	72	Wisconsin	.53	(W)
F 23	57	Iowa	.51	(W)

Big Ten: 5th place (t)



# RECORDS

## Year-by-Year Records

1946-47 (14-6, 8-4)


Coach: Douglas R. Mills

Captain: (selected each game)

Lineup: Smiley, Green, Phillip, Menke, Vance, Kirk

D 6	87	Cornell	39	(W)
D 11	73	Marquette	40	(W)
D 14	58	Pittsburgh	31	(W)
D 16	50	Missouri (Kansas City, Mo.)	55	(L)
D 20	58	at California	36	(W)
D 21	35	at California	53	(L)
D 28	72	Nebraska	37	(W)
J 1	47	at Wisconsin	53	(L)
J 4	94	University of Mexico	36	(W)
J 6	31	Minnesota	34	(L)
J 11	55	Northwestern	40	(W)
J 13	61	Ohio State	42	(W)
J 25	63	Wisconsin	37	(W)
F 1	59	at Ohio State	58	(W)
F 5	42	at Purdue	51	(L)
F 8	45	Iowa	36	(W)
F 15	59	Indiana	50	(W)
F 22	52	at Northwestern	51	(W)
F 24	45	at Michigan	36	(W)
M 1	41	at Indiana	48	(L)

Big Ten: 2nd place (t)



The 1948-49 Big Ten Championship was the first of three during Harry Combes' initial five seasons as head coach of the Fighting Illini.

J 19	46	Indiana	45	(W)
J 24	57	Wisconsin	36	(W)
J 28	88	at Marquette	66	(W)
F 7	57	Michigan	66	(L)
F 9	61	at Iowa	70	(L)
F 14	50	at Ohio State	57	(L)
F 21	98	Purdue	54	(W)
F 28	60	at Northwestern	43	(W)
M 1	52	at Indiana	51	(W)

Big Ten: 3rd place (t)

D 17	57	Oklahoma	47	(W)
D 22	59	St. Louis	47	(W)
D 23	63	UCLA	65	(L)
D 27	58	Columbia	46	(W)
D 30	68	Princeton	61	(W)
J 2	50	at Wisconsin	59	(L)
J 7	62	(16) at Ohio State	83	(L)
J 9	59	Purdue	54	(W)
J 16	76	Northwestern	50	(W)
J 21	66	Ohio State (11)	50	(W)
F 1	42	(20) at St. Louis	62	(L)
F 4	67	at Minnesota	57	(W)
F 11	65	at Iowa	70	(L)
F 13	72	Indiana (16)	83	(L)
F 18	70	Michigan	60	(W)
F 25	76	Wisconsin	58	(W)
F 27	66	at Indiana (17)	80	(L)
M 4	69	at Northwestern	52	(W)

Big Ten: 3rd place (t)

### Head Coach Harry Combes (20 years, 316-150, .678)



Harry Combes only had to move across town after accepting the job as head coach at Illinois. Prior to joining the Illini, he had been head coach at Champaign High School where he posted an astounding 254-46 record, including winning the state title in 1946. Once at Illinois he won three Big Ten titles in his first five seasons ('49, '51 and '52). It was also Combes who led the Fighting Illini to three third-place finishes

in the NCAA Tournament in the four-year period from 1949-52. The squad won 79 of the 100 games during those four years. Illinois' 1952 Final Four appearance was the first officially recognized Final Four and the only Final Four appearance Illinois made until 1989. Until Lou Henson broke the record in 1990, Combes' 316 wins were the most wins ever by an Illinois head basketball coach.

### 1948-49 (21-4, 10-2) Final AP Ranking: 4

Coach: Harry Combes

Captain: Dwight Eddleman

Lineup: Eddleman, Erickson, Osterkorn, Green, Sunderlage, Marks

D 3	67	Butler	62	(W)
D 8	59	at Notre Dame (OT)	58	(W)
D 11	50	at DePaul	60	(L)
D 13	73	Oklahoma	68	(W)
D 18	80	Pennsylvania	61	(W)
D 20	89	DePaul	51	(W)
D 21	71	Cornell	47	(W)
D 29	77	Colgate	54	(W)
D 30	85	Colgate	55	(W)
J 3	62	Wisconsin	50	(W)
J 8	44	at Indiana	42	(W)
J 10	64	at Ohio State	63	(W)
J 15	96	Creighton	30	(W)
J 29	45	(7) Minnesota (4)	44	(W)
J 31	53	(6) at Purdue	55	(L)
F 5	61	(4) at Wisconsin	54	(W)
F 7	85	(4) Northwestern	66	(W)
F 12	64	(4) Ohio State (18)	49	(W)
F 21	80	(4) Iowa	49	(W)
F 26	81	(4) at Northwestern	64	(W)
F 28	91	(4) Indiana	68	(W)
M 7	53	(4) at Michigan	70	(L)

Eastern NCAA Playoffs, at New York City

M 21 71 (4) Yale (11) 67 (W)

M 22 47 (4) Kentucky (1) 76 (L)

Final NCAA Playoffs, at Seattle

M 26 57 (4) Oregon State 53 (W)

Big Ten: 1st place

### 1949-50 (14-8, 7-5)

Coach: Harry Combes

Captain: William Erickson

Lineup: Osterkorn, Erickson, Thurlby, Sunderlage, Gatewood, Follmer, Fletcher

D 3	60	at Butler	56	(W)
D 8	67	Toledo	51	(W)
D 10	47	at Oklahoma	55	(L)
D 14	65	Arkansas	53	(W)

### 1950-51 (22-5, 13-1) Final AP Ranking: 5

Coach: Harry Combes

Captain: Donald Sunderlage

Lineup: Sunderlage, Beach, Fletcher, Follmer, Peterson, Bemoras

D 4	66	Marquette	47	(W)
D 8	74	Oregon State	51	(W)
D 9	54	at Toledo	68	(L)
D 16	69	at DePaul	68	(W)
D 20	71	Washington State	48	(W)
D 22	75	Pennsylvania	65	(W)
D 28	65	(20) DePaul	68	(L)
D 29	88	(20) Butler	52	(W)
J 1	71	(20) at Wisconsin (OT)	69	(W)
J 6	70	Minnesota	62	(W)
J 8	72	at Iowa	69	(W)
J 13	68	(14) Michigan	47	(W)
J 15	53	(14) at Indiana (6)	64	(L)
J 20	69	(14) Iowa	53	(W)
F 5	85	(14) at Purdue	76	(W)
F 10	63	(16) Wisconsin	52	(W)
F 12	79	(16) Ohio State	59	(W)
F 17	70	(11) Purdue	65	(W)
F 19	71	(11) Indiana (6)	65	(W)
F 24	89	(10) at Ohio State	69	(W)
M 3	80	(6) at Northwestern	76	(W)
M 5	49	(5) at Michigan State	43	(W)

NCAA Warmup

M 14 72 (5) at Kansas State (4) 91 (L)

NCAA Eastern Playoffs, at New York City

M 20 79 (5) Columbia (3) 71 (W)

M 22 84 (5) N.C. State (8) 70 (W)

M 24 74 (5) Kentucky (1) 76 (L)

NCAA Final Playoff, at Minneapolis

M 27 61 (5) Oklahoma A&M (14) 46 (W)

Big Ten: 1st place



# RECORDS

## Year-by-Year Records



**The 1950-51 Big Ten Championship was the first of two-straight for Head Coach Harry Combes.**

**1951-52 (22-4, 12-2) Final AP Ranking: 2**  
**Coach: Harry Combes**  
**Captain: Rodney Fletcher**  
**Lineup: f Peterson, f Follmer, c Kerr, g Fletcher, g Bemoras, g Bredar**

D 8	68	at Butler	.57	(W)
D 12	74	(3) Loyola-Chicago	.66	(W)
D 18	69	(3) Oklahoma	.51	(W)
D 20	86	(3) North Carolina	.66	(W)
D 22	70	(3) DePaul	.61	(W)
D 28	73	(2) UCLA (16)	.67	(W)
D 31	68	(2) Marquette	.57	(W)
J 5	52	(2) at Minnesota	.43	(W)
J 7	53	(2) Wisconsin	.49	(W)
J 12	67	(2) at Michigan	.51	(W)
J 14	78	(2) Indiana (4)	.66	(W)
J 26	65	(1) at DePaul	.69	(L)
J 28	84	(1) at Purdue	.57	(W)
F 2	66	(3) at Ohio State	.62	(W)
F 9	68	(3) Iowa (9)	.73	(L)
F 11	84	(3) Michigan State	.62	(W)
F 16	80	(6) Ohio State	.53	(W)
F 18	77	(6) at Indiana (20)	.70	(W)
F 23	78	(5) Iowa (4)	.62	(W)
M 1	82	(2) Purdue	.71	(W)
M 3	95	(2) Northwestern	.74	(W)
M 8	48	(2) at Wisconsin	.58	(L)
NCAA Midwest Regional, Chicago				
M 21	80	(2) Dayton (11)	.61	(W)
M 22	74	(2) Duquesne (4)	.68	(W)
NCAA Final Playoffs, Seattle				
M 25	59	(2) St. John's (10)	.61	(L)
M 26	67	(2) Santa Clara	.64	(W)

Big Ten: 1st place

**1952-53 (18-4, 14-4) Final AP Ranking: 13**  
**Coach: Harry Combes**  
**Captain: Jim Bredar**  
**Lineup: f Hooper, f Follmer, c Kerr, g Bredar, g Bemoras, g Wright**

D 10	71	Loyola-Chicago	.57	(W)
D 15	96	Michigan	.66	(W)
D 20	75	(3) Butler	.58	(W)
D 23	73	(2) at Minnesota (17)	.77	(L)
D 27	87	(2) Ohio State	.62	(W)
D 30	94	(4) St. Mary's	.65	(W)
J 5	87	(4) at Purdue	.71	(W)
J 10	71	(4) Wisconsin	.61	(W)
J 12	83	(4) Northwestern	.58	(W)
J 17	70	(4) at Indiana (OT) (6)	.74	(L)
J 19	76	(4) at Michigan State	.64	(W)
F 2	93	(6) DePaul	.50	(W)
F 7	65	(6) at Wisconsin	.61	(W)
F 9	92	(6) at Michigan	.62	(W)
F 14	80	(5) Iowa	.63	(W)
F 16	93	(5) Purdue	.67	(W)
F 21	62	(5) at Iowa	.67	(L)
F 23	83	(5) Minnesota	.82	(W)
F 28	79	(10) Indiana (2)	.91	(L)
M 2	66	(10) Michigan State	.53	(W)
M 7	93	(10) at Ohio State	.74	(W)
M 9	86	(10) at Northwestern	.70	(W)

Big Ten: 2nd place

**1953-54 (17-5, 10-4) Final AP Ranking: 19**  
**Coach: Harry Combes**  
**Captain: John Kerr**  
**Lineup: f Brothers, f Hooper, c Kerr, g Wright, g Paul Judson**

D 1	85	Ohio University	.54	(W)
D 5	86	at Oklahoma	.61	(W)
D 9	80	(9) Butler	.48	(W)
D 12	77	(9) Alabama	.54	(W)
D 19	79	(4) DePaul	.65	(W)
D 21	60	(4) Oklahoma A&M (7) (OT)	.65	(L)
D 29	88	(8) Utah State	.61	(W)
J 2	72	(8) Minnesota (6)	.84	(L)
J 4	66	(8) at Northwestern	.65	(W)
J 9	59	(15) at Michigan State	.60	(L)
J 11	90	(15) Ohio State	.76	(W)
J 16	82	(19) at Ohio State	.78	(W)
J 18	70	(19) Iowa	.79	(L)
F 1	71	at DePaul	.61	(W)
F 6	87	Michigan	.68	(W)
F 8	89	Purdue	.55	(W)
F 13	70	at Wisconsin	.64	(W)
F 20	74	at Iowa (10)	.51	(W)
F 22	66	Wisconsin	.64	(W)
F 27	79	(20) at Michigan	.61	(W)
M 1	84	(20) Northwestern	.82	(W)
M 6	64	at Indiana (2)	.67	(L)

Big Ten: 3rd place (t)

**1954-55 (17-5, 10-4) Final AP Ranking: 18**  
**Coach: Harry Combes**  
**Captain: Appointed each game**  
**Lineup: f Paul Judson, f Brothers, c BonSalle, g Altenberger, g Ridley**

D 2	88	Butler	.34	(W)
D 4	77	Missouri	.49	(W)
D 11	59	(14) at Oklahoma A&M (11)	.53	(W)
D 15	97	(3) Miami of Ohio	.72	(W)
D 18	66	(3) Notre Dame (20)	.57	(W)
D 21	86	(3) at Rice	.54	(W)
D 22	66	(3) at Loyola-New Orleans	.72	(L)
J 1	64	(6) Wisconsin	.79	(L)
J 8	99	(12) Indiana	.75	(W)
J 10	83	(12) at Purdue	.73	(W)
J 15	86	(7) at Ohio State	.78	(W)
J 17	80	(7) at Iowa (19)	.92	(L)
J 29	95	(10) at Loyola-Chicago	.69	(W)
F 5	104	(10) Northwestern	.89	(W)
F 7	81	(10) at Michigan	.80	(W)
F 12	71	(10) at Minnesota (12) (OT)	.78	(L)
F 14	90	(10) Michigan State	.72	(W)
F 19	99	(14) at Wisconsin	.71	(W)
F 21	70	(14) Iowa (15)	.89	(L)
F 26	85	(13) Ohio State	.77	(W)
F 28	81	(13) Michigan	.75	(W)
M 5	81	(17) at Northwestern	.69	(W)

Big Ten: 2nd place (t)

**1955-56 (18-4, 11-3) Final AP Ranking: 7**  
**Coach: Harry Combes**  
**Captain: Paul Judson**  
**Lineup: f Schmidt, f-c Brothers, f Ohl, c BonSalle, g Paul Judson, g Ridley**

D 6	107	(8) Butler	.75	(W)
D 10	73	(8) at Missouri	.74	(L)
D 13	103	at Notre Dame	.93	(W)
D 17	75	Washington University	.74	(W)
D 19	97	DePaul	.79	(W)
D 23	82	(17) Oklahoma	.58	(W)
D 29	102	(9) Drake	.66	(W)
J 2	73	(9) Michigan State (16)	.65	(W)



**The 1951-52 Big Ten Champions advanced to the first-ever officially recognized NCAA Final Four.**

























# RECORDS

## Postseason History

### NCAA TOURNAMENT

- 1942: Eastern Playoffs  
(at New Orleans)  
Kentucky 46, Illinois 44  
Penn State 41, Illinois 34
- 1949: Eastern Playoffs (at New York)  
Illinois 71, Yale 67  
Kentucky 56, Illinois 47  
Final Playoffs (at Seattle)  
Illinois 57, Oregon State 53  
(3rd place)
- 1951: Warm-up Game  
(at Manhattan, Kan.)  
Kansas State 91, Illinois 72  
Eastern Playoffs (at New York)  
Illinois 79, Columbia 71  
Illinois 84, No. Carolina St. 70  
Kentucky 76, Illinois 74  
Final Playoffs (at Minneapolis)  
Illinois 61, Oklahoma A&M 46  
(3rd place)
- 1952: Mideast Regional (at Chicago)  
Illinois 80, Dayton 61  
Illinois 74, Duquesne 68  
Final Playoffs (at Seattle)  
St. John's 61, Illinois 59  
Illinois 67, Santa Clara 64  
(3rd place)
- 1963: Mideast Regional  
(at East Lansing, Mich.)  
Illinois 70, Bowling Green 67  
Loyola (Ill.) 79, Illinois 64
- 1981: Western Region (#4 seed)  
(at Los Angeles)  
Illinois 67, Wyoming 65  
Western Regional  
(at Salt Lake City)  
Kansas State 57, Illinois 52
- 1983: Western Region (#4 seed)  
(at Boise)  
Utah 52, Illinois 49
- 1984: Mideast Region (#2 seed)  
(at Milwaukee)  
Illinois 64, Villanova 56  
Mideast Regional  
(at Lexington, Ky.)  
Illinois 72, Maryland 70  
Kentucky 54, Illinois 51
- 1985: East Region (#3 seed)  
(at Atlanta)  
Illinois 76, Northeastern 57  
Illinois 74, Georgia 58  
East Regional  
(at Providence, R.I.)  
Georgia Tech 61, Illinois 53
- 1986: Southeast Region (#4 seed)  
(at Charlotte)  
Illinois 75, Fairfield 51  
Alabama 58, Illinois 56
- 1987: Southeast Region (#3 seed)  
(at Birmingham)  
Austin Peay 68, Illinois 67
- 1988: Southeast Region (#3 seed)  
(at Cincinnati)  
Illinois 81, Texas-San Antonio 72  
Villanova 66, Illinois 61
- 1989: Midwest Region (#1 seed)  
(at Indianapolis)  
Illinois 77, McNeese State 71  
Illinois 72, Ball State 60  
Midwest Regional  
(at Minneapolis)  
Illinois 83, Louisville 69  
Illinois 89, Syracuse 86  
Final Four (at Seattle)  
Michigan 83, Illinois 81
- 1990: Midwest Region (#5 seed)  
(at Austin)  
Dayton 88, Illinois 86
- 1993: West Region (#6 seed)  
(at Salt Lake City)  
Illinois 75, Long Beach State 72  
Vanderbilt 85, Illinois 68
- 1994: Midwest Region (#8 seed)  
(at Oklahoma City)  
Georgetown 84, Illinois 77
- 1995: East Region (#11 seed)  
(at Albany, N.Y.)  
Tulsa 68, Illinois 62
- 1997: Southeast Region (#6 seed)  
(at Charlotte)  
Illinois 90, Southern Cal 77  
Tennessee-Chattanooga 75,  
Illinois 63
- 1998: West Region (#5 seed)  
(at Sacramento)  
Illinois 64, South Alabama 51  
Maryland 67, Illinois 61
- 2000: East Region (#4 seed)  
(at Winston-Salem, N.C.)  
Illinois 68, Penn 58  
Florida 93, Illinois 76
- 2001: Midwest Region (#1 seed)  
(at Dayton, Ohio)  
Illinois 96, Northwestern State 54  
Illinois 79, Charlotte 61  
Midwest Regional  
(at San Antonio)  
Illinois 80, Kansas 64  
Arizona 87, Illinois 81
- Overall NCAA Record: 27-22 (.551)

### Illinois Record at NCAA Sites

	Record	Last Appearance
Albany	0-1	1995
Atlanta	2-0	1985
Austin	0-1	1990
Birmingham	0-1	1987
Boise	0-1	1983
Charlotte	2-2	1997
Chicago	2-0	1952
Cincinnati	1-1	1988
Dayton	2-0	2001
East Lansing	1-1	1963
Indianapolis	2-0	1989
Lexington	1-1	1984
Los Angeles	1-0	1981
Manhattan, Kan.	0-1	1951
Milwaukee	1-0	1984
Minneapolis	3-0	1989
New Orleans	0-2	1942
New York	3-2	1951
Oklahoma City	0-1	1994
Providence	0-1	1985
Sacramento	1-1	1998
Salt Lake City	1-2	1993
San Antonio	1-1	2001
Seattle	2-2	1989
Winston-Salem	1-1	2000

### Illinois at the National Invitational Tournament (NIT)

- 1980: Preliminary Games  
(at Champaign)  
Illinois 105, Loyola (Ill.) 87  
Illinois 75, Illinois State 65  
Illinois 65, Murray State 63  
Final Playoffs (at New York)  
Minnesota 65, Illinois 63  
Illinois 84, UNLV 74  
(3rd place)
- 1982: Preliminary Games  
(at Champaign)  
Illinois 126, Long Island 78  
Dayton 61, Illinois 58
- 1996: Preliminary Games  
(at Champaign)  
Alabama 72, Illinois 69
- Overall NIT Record: 5-3 (.625)



# RECORDS

## NCAA Tournament Records

### NCAA Tournament Team Highs/Lows - Illinois

#### Field Goals

39 vs. Louisville, 3/24/89  
38 vs. North Carolina State, 3/22/51  
37 vs. Syracuse, 3/26/89  
35 vs. Northwestern State, 3/18/01  
35 vs. Fairfield, 3/14/86

#### Field Goal Attempts

103 vs. Yale, 3/21/49  
81 vs. Louisville, 3/24/89  
80 vs. Loyola-Chicago, 3/16/63  
77 vs. Dayton, 3/21/52  
75 vs. Oregon State, 3/26/49

#### Field Goal Percentage

.607 (37-61) vs. Syracuse, 3/26/89  
.596 (31-52) vs. USC, 3/14/97  
.587 (27-46) vs. Maryland, 3/22/84  
.577 (30-52) vs. Northeastern, 3/15/85  
.571 (32-56) vs. Texas-S.A., 3/18/88

#### 3-Point Field Goals

11 vs. Arizona, 3/25/01  
10 vs. Northwestern State, 3/18/01  
10 vs. Charlotte, 3/20/01  
9 vs. Florida, 3/19/00  
7 vs. Maryland, 3/14/98

#### 3-Point Field Goal Attempts

28 vs. Florida, 3/19/00  
27 vs. Charlotte, 3/20/01  
27 vs. Arizona, 3/25/01  
26 vs. Kansas, 2/23/01  
23 vs. Vanderbilt, 3/20/93

#### 3-Point Field Goal Percentage (min. 10 att.)

.526 (10-19) vs. Northwestern St., 3/18/01  
.500 (5-10) vs. South Alabama, 3/12/98  
.500 (5-10) vs. Long Beach St., 3/18/93  
.462 (6-13) vs. Georgetown, 3/18/94

#### Free Throws Made

29 vs. Oklahoma A&M, 3/22/51  
23 vs. Santa Clara, 3/26/52  
23 vs. USC, 3/14/97  
22 vs. Kentucky, 3/24/51  
21 vs. South Alabama, 3/12/98

#### Free Throw Attempts

37 vs. Oklahoma A&M, 3/22/51  
35 vs. Kentucky, 3/24/51  
32 vs. Dayton, 3/21/52  
32 vs. Santa Clara, 3/26/52  
30 vs. Maryland, 3/22/84

#### Free Throw Percentage

.917 (11-12) vs. Oregon State, 3/26/49  
.889 (16-18) vs. NW State, 3/18/01  
.882 (15-17) vs. Wyoming, 3/14/81  
.826 (19-23) vs. Michigan, 4/1/89  
.824 (14-17) vs. Georgia, 3/17/85

#### Rebounds

50 vs. Dayton, 3/15/90  
50 vs. Bowling Green State, 3/15/63  
49 vs. Loyola-Chicago, 3/16/63

45 vs. Louisville, 3/24/89  
45 vs. Kansas, 3/23/01

#### Assists

27 vs. Northwestern State, 3/18/01  
22 vs. Louisville, 3/24/89  
21 vs. USC, 3/14/97  
21 vs. Ball State, 3/18/89  
21 vs. Northeastern, 3/15/85

#### Turnovers

4 vs. Fairfield, 3/14/86  
5 vs. Alabama, 3/16/86  
6 vs. South Alabama, 3/12/98  
6 vs. Maryland, 3/22/84  
7 vs. Kentucky, 3/24/84  
7 vs. Kansas State, 3/19/81

#### Blocked Shots

5 vs. Austin Peay, 3/12/87  
4 vs. Ball State, 3/18/89

#### Steals

13 vs. South Alabama, 3/12/98  
11 vs. Louisville, 3/24/89  
11 vs. McNeese State, 3/16/89  
11 vs. Kansas, 3/23/01  
10 vs. Georgia, 3/17/85

#### Points

96 vs. Northwestern State, 3/18/01  
90 vs. USC, 3/14/97  
89 vs. Syracuse, 3/26/89  
86 vs. Dayton, 3/15/90  
84 vs. N.C. State, 3/22/51

#### 50-Point Halves

52 vs. NW State (2nd), 3/18/01  
51 vs. McNeese State (2nd), 3/16/89  
51 vs. Arizona (2nd), 3/25/01  
50 vs. Syracuse (2nd), 3/26/89  
50 vs. Dayton (2nd), 3/15/90

#### Fewest Points

34 vs. Penn State, 3/21/42  
44 vs. Kentucky, 3/20/42  
47 vs. Kentucky, 3/22/49  
49 vs. Utah, 3/17/83

#### Fewest Field Goals

12 vs. Penn State, 3/21/42  
16 vs. Oklahoma A&M, 3/22/51  
18 vs. Kentucky, 3/20/42  
19 vs. South Alabama, 3/12/98

#### Fewest Field Goal Attempts

41 vs. South Alabama, 3/12/98  
46 vs. Maryland, 3/22/84  
47 vs. Georgia Tech, 3/21/85  
49 vs. Penn, 3/17/00

#### Lowest FG Percentage

.226 (12-53) vs. Penn State, 3/21/42  
.275 (19-69) vs. Kentucky, 3/22/49  
.282 (29-103) vs. Yale, 3/21/45  
.307 (23-75) vs. Oregon State, 3/26/49

#### Fewest Points / Half

13 (2nd) vs. Penn State, 3/21/42  
21 (1st) vs. Penn State, 3/21/42

22, four times, last vs. Kentucky (1st), 3/24/84

#### Fewest Free Throws Made

0 vs. Alabama, 3/16/86  
1 vs. Penn State, 3/21/42  
2 vs. Kansas State, 3/19/81

#### Fewest Free Throw Attempts

0 vs. Alabama, 3/16/86  
3 vs. Kansas State, 3/19/81  
6 vs. Maryland, 3/14/98

#### Low Free Throw Percentage

.000 (0-0) vs. Alabama, 3/16/86  
.100 (1-10) vs. Penn State, 3/21/42  
.363 (4-11) vs. Louisville, 3/24/89

#### Fewest 3-Point Field Goals

0 vs. Austin Peay, 3/12/87  
0 vs. Texas-San Antonio, 3/18/88  
1, 3 times, last vs. Louisville, 3/24/89

#### Fewest 3-Point Field Goal Attempts

1 vs. Texas-San Antonio, 3/18/88  
2 vs. Villanova, 3/20/88  
4 vs. Syracuse, 3/26/89

#### Low 3-Point Field Goal Percentage

.000 (0-7) vs. Austin Peay, 3/12/87  
.000 (0-1) vs. Texas-S.A., 3/18/88  
.125 (1-8) vs. McNeese State, 3/18/89

#### Fewest Rebounds

16 vs. South Alabama, 3/12/98  
21 vs. UT-Chattanooga, 3/16/97  
21 vs. Kentucky, 3/24/84

#### Fewest Assists

7 vs. Tulsa, 3/17/95  
8 vs. Villanova, 3/20/88  
10 vs. Penn, 3/17/00  
10 vs. Kansas, 3/23/01

#### Fewest Blocked Shots

0 vs. Long Beach State, 3/18/93  
0 vs. Syracuse, 3/26/89  
0 vs. Maryland, 3/22/84

#### Fewest Steals

1 vs. Kansas State, 3/19/81  
2 vs. Maryland, 3/14/98  
2 vs. USC, 3/14/97

#### Largest Winning Margin

41 vs. Northwestern State, 3/18/01  
24 vs. Fairfield, 3/143/86  
19 vs. Northeastern, 3/15/85  
19 vs. Dayton, 3/21/52

#### Largest Losing Margin

17 vs. Florida, 3/19/00  
17 vs. Vanderbilt, 3/20/93  
15 vs. Loyola-Chicago, 3/16/63  
12 vs. UT-Chattanooga, 3/16/97

#### Most Points in a Loss

86 vs. Dayton (88), 3/15/90  
81 vs. Michigan (83), 4/1/89  
81 vs. Arizona (87), 3/25/01

### Most Points Allowed

93, Florida, 3/19/00  
88, Dayton, 3/15/90  
87, Arizona, 3/25/01  
83, Michigan, 4/1/89

### NCAA Tournament Individual Lists - Illinois

#### 20+ Point Games

25, Don Sunderlage vs. Columbia, 3/20/51  
22, Ted Beach vs. Columbia, 3/20/51  
21, Don Sunderlage vs. North Carolina State, 3/22/51  
20, Don Sunderlage vs. Kentucky, 3/24/51  
21, Rod Fletcher vs. Kentucky, 3/24/51  
25, John Kerr vs. Santa Clara, 3/26/52  
20, Dave Downey vs. Bowling Green State, 3/15/63  
21, Bill Burwell vs. Bowling Green State, 3/15/63  
20, Dave Downey vs. Loyola-Chicago, 3/16/63  
23, Ken Norman vs. Northeastern, 3/15/85  
24, Doug Altenberger vs. Georgia Tech, 3/21/85  
22, Anthony Welch vs. Fairfield, 3/14/86  
21, Lowell Hamilton vs. Texas-San Antonio, 3/18/88  
24, Nick Anderson vs. Ball State, 3/18/89  
24, Nick Anderson vs. Louisville, 3/24/89  
24, Nick Anderson vs. Syracuse, 3/26/89  
28, Kenny Battle vs. Syracuse, 3/26/89  
29, Kenny Battle vs. Michigan, 4/1/89  
28, Kendall Gill vs. Dayton, 3/15/90  
20, Deon Thomas vs. Long Beach State, 3/18/93  
24, Kiwane Garris vs. Tulsa, 3/17/95  
27, Kiwane Garris vs. USC, 3/14/97  
20, Chris Gandy vs. USC, 3/14/97  
21, Frank Williams vs. Penn, 3/17/00  
27, Cory Bradford vs. Florida, 3/19/00  
30, Frank Williams vs. Kansas, 3/23/01  
25, Robert Archibald vs. Arizona, 3/25/01  
22, Cory Bradford vs. Arizona, 3/25/01





# RECORDS

## NCAA Tournament Records

### Chronological Single-Game Scoring Record

- 15, Ken Menke vs. Kentucky, 3/20/42
- 15, Don Sunderlage vs. Penn State, 3/21/49
- 15, Walter Osterkorn vs. Penn State, 3/21/49
- 17, Walter Osterkorn vs. Oregon State, 3/26/49
- 18, Don Sunderlage vs. Kansas State, 3/14/51
- 25, Don Sunderlage vs. Columbia, 3/20/51
- 26, John Kerr vs. Santa Clara, 3/26/52
- 28, Kenny Battle vs. Syracuse, 3/26/89
- 29, Kenny Battle vs. Michigan, 4/1/89
- 30, Frank Williams vs. Kansas, 3/23/01

### Double-Figure Rebounds

- 12, Dave Downey vs. Bowling Green State, 3/15/63
- 11, Bill Burwell vs. Bowling Green State, 3/15/63
- 12, Skip Thoren vs. Bowling Green State, 3/15/63
- 14, Efreem Winters vs. Villanova, 3/18/84
- 12, Ken Norman vs. Austin Peay, 3/12/87
- 12, Nick Anderson vs. McNeese State, 3/16/89
- 16, Nick Anderson vs. Syracuse, 3/26/89
- 10, Deon Thomas vs. Georgetown, 3/18/94
- 12, Jens Kujawa vs. Villanova, 3/20/88
- 12, Shelly Clark vs. Tulsa, 3/17/95
- 13, Jerry Gee vs. Maryland, 3/14/98
- 10, Marcus Griffin vs. Penn, 3/17/00
- 10, Frank Williams vs. Charlotte, 3/18/01
- 10, Sergio McClain vs. Kansas, 3/23/01

### Double-Figure Assists

- 11, Bruce Douglas vs. Kentucky, 3/24/84
- 11, Bruce Douglas vs. Georgia, 3/17/85
- 12, Kiwane Garris vs. USC, 3/14/97

### Free Throws Made

- 16, Kiwane Garris vs. USC, 3/14/97
- 12, Robert Archibald vs. Arizona, 3/25/01
- 9, Don Sunderlage vs. Oklahoma A&M, 3/22/51
- 9, James Bredar vs. Dayton, 3/21/52

### Free Throw Attempts

- 17, Kiwane Garris vs. USC, 3/14/97
- 13, Robert Archibald vs. Arizona, 3/25/01
- 12, Kevin Turner vs. South Alabama, 3/12/98

### Three-Point Field Goals

- 6, Cory Bradford vs. Arizona, 3/25/01
- 5, Kendall Gill vs. Dayton, 3/15/90
- 5, Cory Bradford vs. Florida, 3/19/00

### Three-Point Field Goal Atts.

- 11, Cory Bradford vs. Arizona, 3/25/01
- 11, Richard Keene vs. Vanderbilt, 3/26/93
- 10, Cory Bradford vs. Florida, 3/19/00

### Field Goals Made

- 12, Kenny Battle vs. Syracuse, 3/26/89
- 12, Nick Anderson vs. Louisville, 3/24/89
- 11, Frank Williams vs. Kansas, 3/23/01
- 11, Anthony Welch vs. Fairfield, 3/14/86

### Field Goal Attempts

- 24, Frank Williams vs. Kansas, 3/23/01
- 22, Nick Anderson vs. Louisville, 3/24/89
- 22, Dave Downey vs. Loyola-Chicago, 3/16/63
- 21, Rod Fletcher vs. Duquesne, 3/22/52

### Illinois Double-Doubles

- (Pts-Reb unless noted)
- Dave Downey, 20-12 vs. Bowling Green State, 3/15/63
  - Bill Burwell, 21-11 vs. Bowling Green State, 3/15/63
  - Skip Thoren, 10-12 vs. Bowling Green State, 3/15/63
  - Efreem Winters, 12-14 vs. Villanova, 3/18/84
  - Ken Norman, 17-12 vs. Austin Peay, 3/12/87
  - Nick Anderson, 13-12 vs. McNeese State, 3/16/89
  - Nick Anderson, 24-16 vs. Syracuse, 3/26/89
  - Deon Thomas, 19-10 vs. Georgetown, 3/18/94
  - Shelly Clark, 13-12 vs. Tulsa, 3/17/95
  - Kiwane Garris, 27-12 assists vs. USC, 3/14/97
  - Jerry Gee, 14-13 vs. Maryland, 3/14/98
  - Marcus Griffin, 17-10 vs. Penn, 3/17/00
  - Frank Williams, 11-10 vs. Charlotte, 3/18/01
  - Sergio McClain, 10-10 vs. Kansas, 3/23/01

### Opponent Records

#### Opponent Points

- 33, Jerry Harkness, Loyola-Chicago, 3/16/63
- 29, Jack Stone, Kansas State, 3/14/51
- 29, Jim Tucker, Duquesne, 3/22/52
- 29, Billy McCaffrey, Vanderbilt, 3/20/93
- 28, Bill Spivey, Kentucky, 3/24/51
- 28, Glen Rice, Michigan, 4/1/89

#### Opponent Rebounds

- 19, Vic Rouse, Loyola-Chicago, 3/16/63
- 16, Loy Vaught, Michigan, 4/1/89
- 15, Leslie Hunter, Loyola-Chicago, 3/16/63
- 14, Ed Neely, Kansas State, 3/19/81
- 14, Ed Pickney, Villanova, 3/18/84
- 14, Sam Bowie, Kentucky, 3/24/84

#### Opponent Field Goals

- 13, Jerry Harkness, Loyola-Chicago, 3/16/63
- 13, Jack Stone, Kansas State, 3/14/51
- 11, Reggie Lewis, Northeastern, 3/15/85
- 11, Bill Spivey, Kentucky, 3/24/51
- 11, Jim Tucker, Duquesne, 3/22/52

#### Opponent Field Goal Atts.

- 31, Jim Tucker, Duquesne, 3/22/52
- 28, Tony Lavelli, Yale, 3/21/49
- 28, Reggie Lewis, Northeastern, 3/15/85

#### Opponent Three-Point Field Goals

- 5, Shea Seals, Tulsa, 3/17/95
- 5, Darryl Bedford, Austin Peay, 3/12/87
- 5, Tab Harris, McNeese State, 3/16/89

#### Opponent Three-Point Field Goal Attempts

- 13, Darryl Bedford, Austin Peay, 3/12/87
- 11, Longel, Penn, 3/17/00
- 10, Billy McCaffrey, Vanderbilt, 3/20/93

#### Opponent Assists

- 12, Rumeel Robinson, Michigan, 4/1/89
- 10, Terry Coner, Alabama, 3/16/85
- 10, Gatlin, Maryland, 3/22/84

#### Opponent Points Scored

- 93, Florida, 3/19/00
- 88, Dayton, 3/15/90
- 87, Arizona, 3/25/01
- 83, Michigan, 4/1/89

### Miscellaneous Records

#### Record by Seed

No. 1	7-2
No. 2	2-1
No. 3	3-3
No. 4	2-3
No. 5	1-2
No. 6	2-2
No. 8	0-1
No. 11	0-1

#### Record by Region

Midwest	7-4
East	8-7
West	3-4
Southeast	3-4
Mideast	6-3

#### Final Four Record: 3-4

1949:	1-1 (3rd)
1951:	1-1 (3rd)
1952:	1-1 (3rd)
1989:	0-1

#### Illinois vs. Eventual National Champions (7-22)

2001	Duke, L 77-78
2000	Michigan State, L 66-91, L 61-76
1989	Michigan, W 96-84, W 87-73, L 81-83
1988	Kansas, W 81-75
1987	Indiana, L 66-69, W 69-67
1981	Indiana, L 61-78, L 66-69
1980	Louisville, W 77-64
1979	Michigan State, W 57-55, L 62-76
1976	Indiana, L 55-83, L 48-58
1973	UCLA, L 64-71
1967	UCLA, L 82-120
1965	UCLA, W 110-83
1964	UCLA, L 79-83
1963	Loyola-Chicago, L 64-79
1960	Ohio State, L 73-97, L 81-109
1953	Indiana, L 70-74, L 79-91
1951	Kentucky, L 74-76
1949	Kentucky, L 47-76
1941	Wisconsin, L 30-46
1940	Indiana, L 36-38



# RECORDS

## Records vs. Opponents

Opponent	Games Won	Lost	Home	Away*
<b>A</b>				
Alabama	3	1	2	1-1 0-1
Alabama-Birmingham	1	0	1	0-0 0-1
Alaska-Anchorage	1	1	0	0-0 1-0
American	1	1	0	1-0 0-0
American-Puerto Rico	2	2	0	0-0 2-0
Arizona	10	5	5	3-0 2-5
Arizona State	3	2	1	1-0 1-1
Arkansas	1	1	0	1-0 0-0
Arkansas Athletic Club	1	1	0	1-0 0-0
Arkansas-Little Rock	2	2	0	2-0 0-0
Army	5	3	2	1-0 2-2
Auburn	1	1	0	1-0 0-0
Augustana	2	2	0	0-0 2-0
Austin Peay	2	1	1	1-0 0-1
<b>B</b>				
Ball State	2	2	0	1-0 1-0
Baylor	2	2	0	1-0 1-0
Beaumont YMCA	1	1	0	0-0 1-0
Bethune-Cookman	1	1	0	1-0 0-0
Birmingham Athletic Club	1	1	0	0-0 1-0
Bowling Green	3	3	0	1-0 2-0
Bradley	14	12	2	8-1 4-1
Brigham Young	5	3	2	2-0 1-2
Butler	37	29	8	25-4 4-4
<b>C</b>				
Cairo Athletic Club	1	1	0	0-0 1-0
California	9	4	5	1-0 3-5
Cal Poly (SLO)	1	1	0	1-0 0-0
Cal St.-Chico	1	1	0	1-0 0-0
Cal St.-Northridge	1	1	0	1-0 0-0
Camp Grant	1	0	1	0-0 0-1
Carleton	2	2	0	2-0 0-0
Carroll	2	2	0	2-0 0-0
Cenrenary	1	1	0	1-0 0-0
Champaign High School	1	1	0	1-0 0-0
Chanute AFB	3	2	1	1-1 1-0
Charleston	1	1	0	0-0 1-0
Chicago	67	38	29	22-12 16-17
Chicago State	7	7	0	7-0 0-0
Chicago YMCA	1	0	1	0-0 0-1
Cincinnati	2	1	1	0-0 1-1
Clemson	2	2	0	0-0 2-0
Cleveland State	1	1	0	1-0 0-0
Coe	2	1	1	1-1 0-0
College of Charleston	1	1	0	0-0 1-0
Colgate	3	3	0	2-0 1-0
Colorado	2	1	1	0-0 1-1
Columbia	4	4	0	3-0 1-0
Columbus YMCA	1	1	0	0-0 1-0
Connecticut	2	0	2	0-1 0-1
Connecticut State	1	1	0	1-0 0-0
Coppin State	1	1	0	1-0 0-0
Cornell	5	4	1	4-1 0-0
Creighton	6	6	0	4-0 2-0
<b>D</b>				
Dayton	6	4	2	0-1 4-1
Decatur YMCA	2	2	0	0-0 2-0
Delaware State	1	1	0	1-0 0-0
Denver	1	1	0	1-0 0-0
DePaul	17	12	5	6-2 6-3
DePauw	10	8	2	8-2 0-0
Detroit	8	7	1	6-0 1-1
Drake	5	4	1	3-0 1-1
Duke	5	2	3	0-0 2-3
Duquesne	3	2	1	1-0 1-1

Opponent	Games Won	Lost	Home	Away*
<b>E</b>				
Eastern Illinois	4	4	0	4-0 0-0
Eastern Kentucky	1	1	0	1-0 0-0
Evanston YMCA Reds	5	2	3	0-0 2-3
<b>F</b>				
Fairfield	1	1	0	0-0 1-0
Florida	5	4	1	1-0 3-1
Fort Worth YMCA	2	2	0	0-0 2-0
Furman	2	1	1	1-0 0-1
<b>G</b>				
Galveston YMCA	1	1	0	0-0 1-0
George Washington	1	0	1	0-1 0-0
Georgetown	3	2	1	0-0 2-1
Georgia	4	4	0	2-0 2-0
Georgia Southern	2	2	0	2-0 0-0
Georgia Tech	6	5	1	1-0 4-1
Grambling	1	1	0	0-0 1-0
Great Lakes	9	5	4	3-2 2-2
Great Lakes Hospital	1	1	0	1-0 0-0
<b>H</b>				
Harvard	2	2	0	2-0 0-0
Hawaii	4	4	0	1-0 3-0
Hawaii Armed Forces All-Stars	1	1	0	0-0 1-0
Hawaii-Loa	1	1	0	0-0 1-0
Houston	4	2	2	1-1 1-1
Howard	1	1	0	1-0 0-0
<b>I</b>				
Idaho State	1	1	0	0-0 1-0
Illinois-Chicago	11	10	1	7-1 3-0
Illinois State	5	5	0	4-0 1-0
Illinois Wesleyan	6	6	0	5-0 1-0
Indiana	145	69	76	41-30 28-46
Indiana State	1	1	0	1-0 0-0
Iona	1	1	0	0-0 1-0
Iowa	130	67	63	52-14 15-49
Iowa State	11	11	0	5-0 6-0
<b>J</b>				
Jacksonville (Fla.)	1	0	1	0-0 0-1
Jackson State	2	2	0	2-0 0-0
<b>K</b>				
Kansas	4	3	1	0-0 3-1
Kansas State	10	8	2	5-0 3-2
Kent State	3	3	0	2-0 1-0
Kentucky	15	4	11	2-3 2-8
Kentucky State	3	3	0	2-0 1-0
Knox	4	4	0	2-0 2-0
<b>L</b>				
LaSalle	1	1	0	1-0 0-0
Long Beach State	3	2	1	1-0 1-1
Long Island	1	1	0	1-0 0-0
Louisiana-Monroe	1	1	0	1-0 0-0
Louisiana State	2	2	0	1-0 1-0
Louisville	4	2	2	0-0 2-2
Loyola-Chicago	13	10	3	7-0 3-3
Loyola-Los Angeles	1	1	0	1-0 0-0
Loyola-New Orleans	3	2	1	1-0 0-0
<b>M</b>				
Maine	2	2	0	2-0 0-0
Manhattan	3	3	0	0-0 3-0
Marquette	14	10	4	7-1 3-3
Maryland	4	2	2	0-0 2-2
Maryland-Baltimore	1	1	0	1-0 0-0
McNeese State	1	1	0	0-0 0-0
Melbourne (Australia)	2	2	0	2-0 0-0
Memphis YMCA	1	1	0	0-0 1-0
Memphis	2	2	0	0-0 2-0



# RECORDS

## Records vs. Opponents

Opponent	Games Won	Lost	Home	Away*
Mercer	2	2	0	2-0 0-0
Metro State	2	2	0	2-0 0-0
Mexico	2	2	0	2-0 0-0
Miami (Fla.)	1	1	0	0-0 1-0
Miami (Ohio)	3	3	0	3-0 0-0
Michigan	138	71	67	46-23 25-44
Michigan State	91	46	45	30-14 16-31
Millikin	14	13	1	7-1 6-0
Minnesota	157	98	60	62-16 36-44
Mississippi	2	2	0	2-0 0-0
Mississippi Valley State	1	1	0	1-0 0-0
Missouri	31	19	12	4-1 15-11
Missouri-Rolla	1	1	0	1-0 0-0
Missouri-St. Louis	1	1	0	1-0 0-0
Mobile YMCA	1	1	0	0-0 1-0
Monmouth College	1	1	0	1-0 0-0
Montgomery YMCA	1	0	1	0-0 0-1
Morehead State	1	1	0	1-0 0-0
Mount Vernon	1	1	0	0-0 1-0
Murray State	1	1	0	1-0 0-0
<b>N</b>				
Nebraska	9	7	2	5-1 2-1
Nevada-Las Vegas	2	2	0	0-0 2-0
New Mexico	1	1	0	1-0 0-0
New Mexico State	3	2	1	1-0 1-1
New York University	3	3	0	1-0 2-3
North Carolina	3	1	2	1-1 0-1
North Carolina-Charlotte	2	1	1	0-1 1-0
North Carolina State	3	3	0	0-0 3-0
North Dakota	5	5	0	5-0 0-0
North Dakota State	2	2	0	2-0 0-0
Northeastern	1	1	0	0-0 1-0
Northeastern Illinois	1	1	0	1-0 0-0
Northern Michigan	2	2	0	2-0 0-0
Northwestern College	2	2	0	2-0 0-0
Northwestern	146	113	33	57-13 56-20
Northwestern State	1	1	0	0-0 1-0
Notre Dame	39	27	12	15-2 12-10
<b>O</b>				
Oberlin	1	1	0	1-0 0-0
Ohio	4	4	0	4-0 0-0
Ohio State	152	95	57	56-21 39-36
Oklahoma	19	14	5	8-1 6-4
Oklahoma State	3	2	1	0-1 2-0
Old Dominion	1	1	0	0-0 0-0
Oregon	2	2	0	0-0 2-0
Oregon State	3	3	0	2-0 1-0
College of the Ozarks	1	1	0	0-0 1-0
<b>P</b>				
Pacific	1	1	0	1-0 0-0
Pennsylvania	5	5	0	2-0 3-0
Penn State	18	12	6	6-2 6-4
Peoria Tigers	1	1	0	0-0 1-0
Peoria YMCA	1	1	0	0-0 1-0
Pittsburgh	6	4	2	2-2 2-0
Princeton	7	6	1	6-0 0-1
Providence	1	0	1	0-0 0
Purdue	157	75	82	49-29 26-53
<b>R</b>				
Rice	2	2	0	1-0 1-0
Riverside	1	1	0	1-0 0-0
Rose Poly	2	2	0	1-0 1-0
<b>S</b>				
Santa Clara	1	1	0	0-0 1-0
St. John's University	5	1	4	0-0 1-4
St. Joseph (Pa.)	1	0	1	0-0 0-1
St. Louis	15	10	5	7-2 3-3

Opponent	Games Won	Lost	Home	Away*
St. Mary's (Calif.)	1	1	0	1-0 0-0
San Francisco	1	1	0	1-0 0-0
San Jose State	2	2	0	2-0 0-0
Seton Hall	2	2	0	1-0 1-0
Shelbyville Business College	1	1	0	0-0 1-0
South Alabama	1	1	0	0-0 1-0
South Carolina	3	2	1	1-0 1-1
South Carolina State	1	1	0	1-0 0-0
South Dakota	1	1	0	1-0 0-0
Southeast Missouri State	1	1	0	1-0 0-0
Southern California	9	2	7	1-1 1-6
Southern Illinois (Carbondale)	1	1	0	1-0 0-0
Southern Illinois (Edwardsville)	1	1	0	1-0 0-0
Southern Mississippi	1	1	0	1-0 0-0
Stanford	6	4	2	3-0 1-2
Syracuse	3	2	1	0-0 2-1
<b>T</b>				
Temple	5	3	2	1-0 2-2
Temple YMCA	1	1	0	0-0 1-0
Tennessee	3	1	2	1-0 0-2
Tennessee-Chattanooga	1	0	1	0-0 0-1
Tennessee-Martin	1	1	0	1-0 0-0
Tennessee State	2	2	0	2-0 0-0
Tennessee Tech	1	1	0	1-0 0-0
Texas	4	2	2	2-0 0-2
Texas-Arlington	1	1	0	1-0 0-0
Texas-El Paso	1	1	0	1-0 0-0
Texas A & M	3	3	0	1-0 2-0
Texas Christian	3	3	0	1-0 2-0
Texas-Pan American	3	3	0	2-0 1-0
Texas-San Antonio	2	2	0	1-0 1-0
Texas Southern	1	1	0	1-0 0-0
Toledo	3	1	2	0-0 1-2
Tulane	5	4	1	2-1 2-0
Tulsa	2	1	1	0-0 1-1
<b>U</b>				
UCLA	9	3	6	2-2 1-4
Utah	2	1	1	0-0 1-1
Utah State	2	2	0	2-0 0-0
<b>V</b>				
Valparaiso	4	4	0	4-0 0-0
Vanderbilt	7	4	3	2-0 2-3
Villanova	6	3	3	0-0 3-3
Virginia Tech	2	2	0	0-0 2-0
<b>W</b>				
Wabash	10	7	3	6-2 1-1
Waco YMCA	1	1	0	0-0 1-0
Wake Forest	1	0	1	0-0 0-1
Washington	5	2	3	1-0 1-3
Washington (St. Louis)	12	11	1	9-1 2-0
Washington State	6	4	2	4-0 0-2
Western Illinois	2	2	0	2-0 0-0
Western Kentucky	1	1	0	1-0 0-0
West Texas State	1	1	0	1-0 0-0
West Virginia	4	3	1	1-0 2-1
Western Michigan	2	2	0	1-0 1-0
Wheaton	1	1	0	1-0 0-0
Wichita State	2	2	0	0-0 2-0
William & Mary	1	1	0	0-0 1-0
Wisconsin	163	99	64	62-17 36-47
Wisconsin-Green Bay	2	2	0	2-0 0-0
Wisconsin-Milwaukee	2	2	0	2-0 0-0
Wright Field	1	0	1	0-1 0-0
Wyoming	1	1	0	0-0 1-0
<b>X</b>				
Xavier	1	1	0	1-0 0-0
<b>Y</b>				
Yale	1	1	0	0-0 1-0



# RECORDS

## Annual Leaders

### TOTAL POINTS (AVG.)

1906-(statistical information not available)		
1907-Edward Ryan	.94	(8.5)
1908-Henry Popperfuss	.401	(15.4)
1909-Carl Watson	.142	(10.9)
1910-Albert Hall	.66	(7.3)
1911-Emmett Poston	.90	(7.5)
1912-Albert Hall	.113	(7.1)
1913-Homer Dahringer	.169	(10.6)
1914-Edward Williford	.130	(10.0)
1915-Edward Williford	.116	(7.3)
1916-Ralf Woods	.122	(12.2)
1917-Ralf Woods	.164	(10.3)
1918-Earl Anderson	.201	(13.4)
1919-Ken Wilson	.118	(8.5)
1920-Charles Carney	.215	(16.5)
1921-Charles Vail, Jr.	.108	(6.0)
1922-Charles Carney	.249	(13.1)
1923-Walter Roettger	.129	(8.9)
1924-Leland Stilwell	.129	(7.6)
1925-Russell Daugherty	.111	(6.5)
1926-Russell Daugherty	.99	(5.8)
1927-Russell Daugherty	.135	(7.9)
1928-John How	.125	(7.4)
1929-John How	.102	(6.0)
1930-Charles Harper	.76	(4.8)
1931-Charles Harper	.124	(7.3)
1932-Caslon Bennett	.106	(6.2)
1933-Frank Froschauer	.140	(7.8)
1934-Frank Froschauer	.170	(8.9)
1935-Frank Froschauer	.147	(7.4)
1935-Bob Riegel	.147	(7.4)
1936-Harry Combes	.154	(8.1)
1937-Lon Boudreau	.157	(8.7)
1938-Louis Dehner	.223	(12.4)
1939-Louis Dehner	.239	(12.6)
1940-William Hapac	.244	(12.2)
1941-Art Mathisen	.178	(8.9)
1942-Andy Phillip	.232	(10.1)
1943-Andy Phillip	.305	(16.9)
1944-Stan Patrick	.240	(12.0)
1945-Walt Kirk	.212	(10.6)
1946-Bob Doster	.273	(13.0)
1947-Andy Phillip	.192	(9.6)
1948-Dwight Eddleman	.277	(13.9)
1949-Dwight Eddleman	.329	(13.1)
1950-Wally Osterkorn	.333	(15.1)
1951-Don Sunderlage	.471	(17.4)
1952-John Kerr	.357	(13.7)
1953-John Kerr	.386	(17.5)
1954-John Kerr	.556	(25.3)
1955-Paul Judson	.363	(16.5)
1956-George BonSalle	.321	(22.9)
1957-Harv Schmidt	.414	(18.8)
1958-Don Ohl	.431	(19.6)
1959-Roger Taylor	.376	(17.9)
1960-Govoner Vaughn	.411	(17.9)
1961-Dave Downey	.402	(16.8)
1962-Dave Downey	.445	(20.2)
1963-Dave Downey	.513	(19.7)
1964-Skip Thoren	.488	(20.3)
1965-Skip Thoren	.533	(22.2)
1966-Don Freeman	.668	(27.8)
1967-Jim Dawson	.521	(21.7)
1968-Dave Scholz	.529	(22.0)
1969-Dave Scholz	.459	(19.1)
1970-Greg Jackson	.409	(17.0)
1971-Rick Howat	.474	(20.6)
1972-Nick Weatherspoon	.500	(20.8)
1973-Nick Weatherspoon	.600	(25.0)

1974-Rick Schmidt	.493	(21.4)
1975-Rick Schmidt	.524	(20.2)
1976-Rich Adams	.429	(15.9)
1977-Audie Matthews	.479	(16.0)
1978-Audie Matthews	.327	(12.1)
1979-Mark Smith	.404	(13.5)
1980-Eddie Johnson	.610	(17.4)
1981-Eddie Johnson	.500	(17.2)
1982-Craig Tucker	.450	(15.5)
1983-Derek Harper	.492	(15.4)
1984-Efrem Winters	.456	(14.7)
1985-Anthony Welch	.415	(11.9)
1986-Ken Norman	.525	(16.4)
1987-Ken Norman	.641	(20.7)
1988-Nick Anderson	.525	(15.9)
1989-Nick Anderson	.647	(18.0)
1990-Kendall Gill	.581	(20.0)
1991-Andy Kaufmann	.660	(21.3)
1992-Deon Thomas	.542	(19.4)
1993-Deon Thomas	.587	(18.3)
1994-Deon Thomas	.548	(19.6)
1995-Kiwane Garris	.494	(15.9)
1996-Kiwane Garris	.386	(15.4)
1997-Kiwane Garris	.622	(19.4)
1998-Kevin Turner	.584	(17.7)
1999-Cory Bradford	.494	(15.4)
2000-Cory Bradford	.490	(15.3)
2001-Frank Williams	.508	(14.9)

\*Some statistical information is not available, thus averages were multiplied by games played to give an estimate.

### TOTAL REBOUNDS (AVG.)

1959-John Wessels	.205	(9.3)
1960-Govoner Vaughn	.187	(8.1)
1961-Dave Downey	.267	(11.1)
1962-Dave Downey	.269	(12.2)
1963-Dave Downey	.254	(9.8)
1964-Skip Thoren	.331	(13.8)
1965-Skip Thoren	.349	(14.5)
1966-Don Freeman	.285	(11.9)
1967-Dave Scholz	.250	(10.9)
1968-Dave Scholz	.230	(9.6)
1969-Dave Scholz	.209	(8.7)
1970-Greg Jackson	.234	(9.8)
1971-Nick Weatherspoon	.246	(10.7)
1972-Nick Weatherspoon	.265	(11.0)
1973-Nick Weatherspoon	.295	(12.3)
1974-Rick Schmidt	.165	(7.2)
1975-Rick Schmidt	.139	(5.3)
1976-Rich Adams	.158	(5.9)
1977-Levi Cobb	.192	(6.4)
1978-Neil Bresnahan	.195	(7.2)
1979-Neil Bresnahan	.236	(7.9)
1980-Eddie Johnson	.310	(8.9)
1981-Eddie Johnson	.267	(9.2)
1982-James Griffin	.204	(7.0)
1983-Efrem Winters	.213	(6.9)
1984-George Montgomery	.224	(7.2)
1985-Efrem Winters	.252	(7.2)
1986-Ken Norman	.226	(7.1)
1987-Ken Norman	.303	(9.8)
1988-Nick Anderson	.217	(6.6)
1989-Nick Anderson	.285	(7.9)
1990-Marcus Liberty	.206	(7.7)
1991-Deon Thomas	.203	(6.8)
1992-Deon Thomas	.193	(6.9)
1993-Deon Thomas	.256	(8.0)
1994-Deon Thomas	.194	(6.9)
1995-Shelly Clark	.233	(8.3)
1996-Bryant Notree	.190	(6.1)

Jarrold Gee	.190	(6.1)
1997-Chris Gandy	.181	(5.7)
1998-Jerry Hester	.175	(5.3)
Jarrold Gee	.175	(5.3)
1999-Fess Hawkins	.162	(5.1)
2000-Brian Cook	.143	(4.5)
2001-Brian Cook	.212	(6.1)

### FIELD GOAL PERCENTAGE

(Min. 3 attempts per game)

1948-Jim Marks	.351	(33-94)
1949-Fred Green	.338	(65-192)
1950-Wally Osterkorn	.406	(125-308)
1951-Clive Follmer	.386	(88-228)
1952-John Kerr	.392	(143-365)
1953-Clive Follmer	.406	(82-202)
1954-Jim Dutcher	.441	(30-68)
1955-Phil Judson	.444	(35-79)
1956-Harv Schmidt	.431	(113-262)
1957-Harv Schmidt	.432	(156-361)
1958-Roger Taylor	.435	(97-223)
1959-Ed Perry	.489	(46-94)
1960-Lee Frandsen	.477	(41-86)
1961-Jerry Colangelo	.459	(128-279)
1962-Bob Starnes	.477	(81-170)
1963-Bill Burwell	.500	(158-316)
1964-Skip Thoren	.501	(187-373)
1965-Skip Thoren	.560	(219-391)
1966-Bob Brown	.478	(44-92)
1967-Deon Flessner	.466	(85-182)
1968-Jodie Harrison	.553	(88-159)
1969-Jodie Harrison	.608	(87-143)
1970-Fred Miller	.507	(107-211)
1971-Rick Howat	.485	(190-391)
1972-Larry Cohen	.457	(42-92)
1973-Nick Conner	.462	(136-294)
1974-Tom Carmichael	.500	(48-96)
1975-Tom Carmichael	.608	(54-89)
1976-Nate Williams	.534	(102-191)
1977-Audie Matthews	.510	(202-396)
1978-Rob Judson	.514	(76-148)
1979-Derek Holcomb	.539	(90-167)
1980-Mark Smith	.552	(187-339)
1981-Derek Holcomb	.569	(70-123)
1982-Perry Range	.521	(146-280)
1983-Derek Harper	.537	(198-369)
1984-Quinn Richardson	.588	(94-160)
1985-Ken Norman	.632	(86-136)
1986-Ken Norman	.641	(216-337)
1987-Ken Norman	.578	(256-443)
1987-Lowell Hamilton	.578	(149-258)
1988-Kenny Battle	.578	(197-341)
1989-Kenny Battle	.604	(218-361)
1990-Ervin Small	.568	(75-132)
1991-Deon Thomas	.577	(172-298)
1992-Deon Thomas	.585	(199-340)
1993-Deon Thomas	.606	(225-371)
1994-Deon Thomas	.633	(207-327)
1995-Robert Bennett	.551	(98-178)
1996-Bryant Notree	.515	(122-237)
1997-Jarrold Gee	.541	(86-159)
Brian Johnson	.541	(59-109)
1998-Brian Johnson	.589	(83-141)
1999-Damir Krupalija	.479	(35-73)
2000-Marcus Griffin	.547	(110-201)
2001-Robert Archibald	.588	(77-131)



# RECORDS Annual Leaders

## 3-POINT PERCENTAGE

(Min. 1.5 attempts per game)


1983-Derek Harper*	.481	(13-27)
1987-Doug Altenberger	.475	(76-160)
1988-Kendall Gill	.304	(21-69)
1989-Stephen Bardo	.492	(29-59)
1990-Andy Kaufmann	.449	(22-49)
1991-Andy Kaufmann	.394	(41-104)
1992-Tom Michael	.493	(75-152)
1993-Tom Michael	.400	(26-65)
1994-Richard Keene	.425	(48-113)
1995-Jerry Hester	.404	(38-94)
1996-Jerry Hester	.388	(38-98)
1997-Matt Heldman	.418	(64-153)
1998-Matt Heldman	.406	(67-165)
1999-Cory Bradford	.415	(85-205)
2000-Sean Harrington	.400	(20-50)
2001-Sean Harrington	.459	(51-111)

\*experimental season for 3-point rule; 27 attempts in 32 games

## FREE THROW PERCENTAGE

(Min. 1.5 FTs made per game)

1948-Bill Erickson	.617	(37-60)
1949-Don Sunderlage	.684	(39-57)
1950-Burdette Thurlby	.722	(52-72)
1951-Ted Beach	.825	(47-57)
1952-Clive Follmer	.765	(91-119)
1953-Max Hooper	.790	(45-57)
1954-Max Hooper	.812	(34-42)
1955-Bill Ridley	.726	(88-124)
1956-Harv Schmidt	.793	(69-87)
1957-Harv Schmidt	.761	(102-134)
1958-Roger Taylor	.840	(68-81)
1959-Roger Taylor	.833	(60-72)
1960-Govoner Vaughn	.865	(83-96)
1961-Bill Small	.894	(42-47)
1962-Bill Small	.864	(70-81)
1963-Bob Starnes	.800	(84-105)
1964-Tal Brody	.684	(91-133)
1965-Bogie Redman	.833	(55-66)
1966-Don Freeman	.771	(152-197)
1967-Jim Dawson	.762	(93-122)
1968-Mike Price	.729	(62-85)
1969-Randy Crews	.767	(46-60)
1970-Mike Price	.824	(89-108)
1971-Rick Howat	.832	(94-113)
1972-Larry Cohen	.867	(39-45)
1973-Jeff Dawson	.814	(83-102)
1974-Dennis Graff	.862	(50-58)
1975-Rick Schmidt	.804	(144-179)
1976-Otho Tucker	.764	(68-89)
1977-Andie Matthews	.798	(75-94)
1978-Rob Judson	.957	(45-47)
1979-Mark Smith	.771	(84-109)
1980-Mark Smith	.817	(161-197)
1981-Mark Smith	.816	(102-125)
1982-Craig Tucker	.833	(110-132)
1983-Bruce Douglas	.719	(64-89)
1984-Quinn Richardson	.794	(50-63)
1985-Doug Altenberger	.769	(70-91)
1986-Ken Norman	.802	(93-116)
1987-Glynn Blackwell	.871	(61-70)
1988-Kendall Gill	.753	(67-89)
1989-Stephen Bardo	.792	(76-96)
1990-Andy Kaufmann	.802	(81-101)
1991-Andy Kaufmann	.833	(169-203)



**Kiwane Garris led the Illini in free throw percentage three consecutive years—1995, 1996 and 1997.**

1992-T.J. Wheeler	.844	(81-96)
1993-T.J. Wheeler	.870	(60-69)
1994-T.J. Wheeler	.813	(61-75)
1995-Kiwane Garris	.831	(148-178)
1996-Kiwane Garris	.862	(112-130)
1997-Kiwane Garris	.833	(204-245)
1998-Matt Heldman	.860	(98-114)
1999-Lucas Johnson	.767	(46-60)
2000-Frank Williams	.804	(74-92)
2001-Frank Williams	.806	(133-165)

## TOTAL STEALS (AVG.)

1978-Mark Smith	.37	(1.37)
1979-Mark Smith	.53	(1.77)
1980-Reno Gray	.39	(1.11)
1981-Derek Harper	.39	(1.34)
1982-Derek Harper	.67	(2.31)
1983-Bruce Douglas	.78	(2.44)
1984-Bruce Douglas	.73	(2.35)
1985-Bruce Douglas	.85	(2.43)
1986-Bruce Douglas	.88	(2.75)
1987-Kendall Gill	.39	(1.26)
1988-Kenny Battle	.72	(2.18)
1989-Kenny Battle	.89	(2.47)
1990-Kendall Gill	.63	(2.17)
1991-Rennie Clemons	.43	(1.39)
1992-Rennie Clemons	.42	(1.50)
1993-Rennie Clemons	.42	(1.45)
1994-Kiwane Garris	.33	(1.18)
1995-Kiwane Garris	.36	(1.16)
1996-Kiwane Garris	.42	(1.68)
1997-Kiwane Garris	.52	(1.63)
1998-Kevin Turner	.44	(1.33)
1999-Sergio McClain	.71	(2.29)

2000-Frank Williams	.74	(2.31)
2001-Frank Williams	.67	(1.97)

## TOTAL ASSISTS (AVG.)

1974-Jeff Dawson	.73	(3.17)
1975-Rick Schmidt	.73	(2.81)
1976-Otho Tucker	.84	(3.23)
1977-Steve Lanter	.103	(3.43)
1978-Neil Bresnahan	.68	(2.52)
1979-Mark Smith	.121	(4.03)
1980-Reno Gray	.109	(3.11)
1981-Derek Harper	.156	(5.38)
1982-Derek Harper	.145	(5.00)
1983-Bruce Douglas	.189	(5.91)
1984-Bruce Douglas	.177	(5.71)
1985-Bruce Douglas	.200	(5.71)
1986-Bruce Douglas	.199	(6.22)
1987-Tony Wysinger	.192	(6.40)
1988-Kendall Gill	.138	(4.20)
1989-Larry Smith	.157	(4.36)
1990-Stephen Bardo	.137	(4.72)
1991-Larry Smith	.144	(4.97)
1992-Rennie Clemons	.137	(4.89)
1993-Rennie Clemons	.121	(4.17)
1994-Richard Keene	.113	(4.04)
1995-Kiwane Garris	.117	(3.77)
1996-Richard Keene	.162	(5.23)
1997-Kiwane Garris	.180	(5.63)
1998-Matt Heldman	.131	(3.97)
1999-Sergio McClain	.81	(2.61)
2000-Frank Williams	.131	(4.10)
2001-Frank Williams	.148	(4.35)

## BLOCKED SHOTS (AVG.)

1978-Rich Adams	.32	(1.18)
1979-Derek Holcomb	.86	(2.96)
1980-Derek Holcomb	.46	(1.48)
1981-Derek Holcomb	.42	(1.45)
1982-James Griffin	.56	(1.93)
1983-Efrem Winters	.31	(1.00)
1984-Scott Meents	.25	(0.81)
1985-Efrem Winters	.32	(0.91)
1986-Ken Norman	.25	(0.78)
1987-Ken Norman	.48	(1.55)
1988-Jens Kujawa	.29	(0.89)
1989-Nick Anderson	.32	(0.90)
1990-Marcus Liberty	.26	(0.90)
1991-Deon Thomas	.54	(1.80)
1992-Deon Thomas	.44	(1.57)
1993-Deon Thomas	.42	(1.31)
1994-Deon Thomas	.37	(1.32)
1995-Robert Bennett	.13	(0.42)
1996-Jarrood Gee	.33	(1.06)
1997-Chris Gandy	.21	(0.66)
1998-Jarrood Gee	.29	(0.88)
1999-Fess Hawkins	.36	(1.13)
2000-Marcus Griffin	.41	(1.52)
2001-Brian Cook	.45	(1.29)



# RECORDS

## Annual Team Stats

	1905-06	1906-07	1907-08	1908-09	1909-10	1910-11	1911-12	1912-13	1913-14	1914-15	1915-16
G	14 14	11 11	26 26	14 14	9 9	12 12	16 16	16 16	13 13	16 16	16 16
Pts.	363 431	223 412	879 603	407 268	193 177	258 241	413 289	353 246	338 226	444 208	405 294
Ave.	25.9 30.8	20.2 37.5	33.8 23.2	29.1 19.1	21.4 19.7	21.5 20.1	25.8 18.1	22.1 15.4	26.0 17.4	27.8 13.0	25.3 18.4
HG	71 51	38 50	92 46	93 28	34 28	32 33	48 35	52 21	46 29	52 19	36 34

	1916-17	1917-18	1918-19	1919-20	1920-21	1921-22	1922-23	1923-24	1924-25	1925-26	1926-27
G	16 16	15 15	14 14	13 13	18 18	19 19	15 15	17 17	17 17	17 17	17 17
Pts.	449 281	386 313	280 301	391 305	449 423	596 527	393 374	443 343	447 400	398 409	525 473
Ave.	28.1 17.6	25.7 20.9	20.0 21.5	30.1 23.5	24.9 23.5	31.4 27.7	26.2 24.9	26.0 20.2	26.3 23.5	23.4 24.1	30.9 27.8
HG	52 28	40 35	37 36	43 36	46 32	49 39	41 38	38 36	37 34	35 33	46 39

	1927-28	1928-29	1929-30	1930-31	1931-32	1932-33	1933-34	1934-35	1935-36	1936-37	1937-38
G	17 17	17 17	16 16	17 17	17 17	18 18	19 19	20 20	19 19	18 18	18 18
FG	114* 154*	107* 125*	105* 98*	136* 96*	120* 106*	128* 110*	124* 121*	162* 138*	255 130*	256 161*	275 136*
FT	82* 105*	93* 82*	74* 77*	67* 107*	89* 88*	94* 107*	76* 92*	115* 100*	124 82*	170 69*	156 86*
PF	142* 124*	122* 115*	122* 127*	162* 120*	149* 147*	160* 147*	136* 123*	136* 157*	117* 137*	117* 160*	134* 141*
Pts.	492 556	491 472	380 374	489 372	485 402	526 431	549 508	704 590	634 510	686 583	707 669
Ave.	28.9 32.7	28.9 27.8	23.8 23.4	28.8 21.9	28.5 23.6	29.2 23.9	28.9 26.7	35.2 29.5	33.4 26.8	38.1 32.4	39.3 37.2
HG	41 52	46 37	32 35	45 35	44 34	44 34	38 36	55 42	48 42	51 61	60 51

NOTE: \* Conference Games Only



# RECORDS

## Annual Team Stats

	1938-39	1939-40	1940-41	1941-42	1942-43	1943-44	1944-45	1945-46	1946-47	1947-48	1948-49
G	19 19	20 20	20 20	23 23	18 18	20 20	20 20	21 21	20 20	20 20	25 25
FG	282 136*	312 163*	330 180*	410 220*	437 271	386 357	416 359	441 337	447 323	485 344	651 514
FGA									1663 1331	1727 1415	2152 1832
FG%									.269 .243	.281 .243	.303 .281
3P											
3PA											
3P%											
FT	175 86*	195 121*	215 144*	223 127*	165 125	178 136	212 202	234 221	233 217	264 276	403 388
FTA					270 222	316 231	382 372	401 416	392 400	467 475	666 584
FT%					.611 .563	.563 .593	.555 .540	.584 .531	.594 .542	.565 .581	.605 .664
Reb.											
Avg.											
PF	134* 141*	228* 195*	190* 197*	168* 201*	181 211	209 265	330 326	315 178	350 330	421 401	509 533
DQ											
Pts.	739 580	819 664	875 793	1043 883	1039 667	950 850	1043 920	1117 895	1127 863	1234 964	1705 1416
Ave.	38.9 30.5	41.0 33.2	43.8 39.7	45.3 38.4	57.7 37.1	47.5 42.5	52.2 46.0	53.2 42.6	56.4 43.2	61.7 48.2	68.2 56.6
HG	61 41	60 62	56 53	63 50	92 53	69 56	77 65	85 67	94 58	98 70	96 76
A											
TO											
BK											
STL											

NOTE: \* Conference Games Only



# RECORDS

## Annual Team Stats

	1949-50	1950-51	1951-52	1952-53	1953-54	1954-55	1955-56	1956-57	1957-58	1958-59	1959-60
G	22 22	27 27	26 26	22 22	22 22	22 22	22 22	22 22	22 22	22 22	23 23
FG	509 468	715 658	679 586	657 493	605 465	684 521	731 551	708 652	695 679	742 644	716 664
FGA	1621 1666	2056 2095	2007 1916	1823 1516	1670 1357	1764 1504	1836 1566	1778 1675	1795 1708	1817 1594	1729 1696
FG%	.314 .281	.348 .314	.338 .306	.361 .316	.362 .343	.389 .346	.398 .352	.398 .389	.387 .397	.408 .403	.414 .391
3P											
3PA											
3P%											
FT	366 363	491 374	487 427	461 467	468 493	440 515	534 574	435 431	356 364	331 447	399 441
FTA	627 611	747 565	779 661	691 727	690 740	671 789	725 813	620 632	503 515	517 671	562 654
FT%	.584 .594	.657 .662	.625 .646	.671 .642	.678 .666	.656 .653	.737 .706	.702 .681	.708 .707	.640 .666	.710 .675
Reb.										1179 1256	1128 1293
Avg.										53.4 57.1	49.0 56.2
PF	500 517	508 643	614 661	474 451	491 513	477 394	475 535	440 414	369 360	457 377	479 432
DQ											
Pts.	1384 1299	1921 1690	1865 1599	1775 1453	1678 1423	1808 1557	1996 1678	1851 1735	1746 1722	1815 1173	1831 1769
Ave.	62.9 59.0	71.1 62.6	71.7 61.5	80.7 66.0	76.3 64.7	82.2 70.8	90.7 76.3	84.1 78.9	79.4 78.3	82.5 53.3	79.6 76.9
HG	76 83	89 91	95 74	96 91	90 84	104 92	111 96	112 102	102 98	103 102	96 109
A											
TO											
BK											
STL											





# RECORDS

## Annual Team Stats

	1960-61	1961-62	1962-63	1963-64	1964-65	1965-66	1966-67	1967-68	1968-69	1969-70	1970-71
G	24 24	23 23	26 26	24 24	24 24	24 24	24 24	24 24	24 24	24 24	23 23
FG	705 725	712 737	855 755	786 765	899 754	830 799	802 843	602 593	768 642	735 679	742 708
FGA	1722 1813	1645 1772	1892 1983	1853 1817	1871 1937	1905 1817	1846 1825	1500 1361	1708 1449	1563 1597	1629 1577
FG%	.409 .400	.433 .416	.452 .381	.424 .421	.480 .389	.435 .439	.434 .461	.401 .436	.450 .443	.470 .424	.455 .449
3P											
3PA											
3P%											
FT	422 413	459 314	491 481	444 399	415 399	438 431	462 385	337 373	466 424	359 355	383 415
FTA	589 649	618 478	670 657	663 609	591 564	617 601	697 556	526 565	663 581	568 537	572 591
FT%	.716 .636	.727 .657	.733 .732	.670 .644	.703 .708	.709 .717	.663 .693	.641 .644	.703 .730	.632 .661	.670 .702
Reb.	1228 1280	1154 1137	1349 1271	1262 1286	1278 1218	1243 1199	1214 1218	990 1055	1144 957	1078 1059	1061 1069
Avg.	51.2 53.3	50.2 49.4	51.9 48.9	52.6 53.6	53.3 50.8	51.8 50.0	50.6 50.8	41.3 43.9	47.7 39.9	44.9 44.1	46.1 46.1
PF	481 424	382 452	501 491	467 498	426 454	464 464	437 501	461 424	455 489	438 435	449 427
DQ											
Pts.	1832 1863	1883 1788	2201 1991	2016 1929	2213 1897	2098 2029	2066 2071	1541 1561	2002 1708	1829 1713	1867 1831
Ave.	76.3 77.6	81.9 77.7	84.7 76.6	84.0 80.4	92.2 79.0	87.4 84.5	86.1 86.3	64.2 65.0	83.4 71.2	75.9 71.4	81.1 79.6
HG	99 96	101 104	106 103	104 110	121 105	120 109	99 120	75 95	105 88	101 102	124 105
A											
TO											
BK											
STL											



# RECORDS

## Annual Team Stats

	1971-72	1972-73	1973-74	1974-75	1975-76	1976-77	1977-78	1978-79	1979-80	1980-81	1981-82
G	24 24	24 24	23 23	26 26	27 27	30 30	37 37	39 39	35 35	29 29	29 29
FG	694 761	765 779	693 826	722 809	765 739	855 782	847 797	891 738	1040 909	916 755	768 667
FGA	1645 1726	1730 1757	1571 1662	1714 1770	1619 1672	1802 1662	1857 1683	1908 1828	2160 2080	1799 1724	1620 1510
FG%	.422 .441	.442 .443	.441 .497	.421 .457	.473 .442	.474 .471	.456 .474	.467 .404	.481 .437	.509 .438	.474 .442
3P											
3PA											
3P%											
FT	489 367	364 310	371 377	401 374	329 388	338 521	350 477	310 670	534 551	422 438	378 382
FTA	689 522	513 467	509 474	546 553	460 530	480 740	498 684	454 681	739 780	577 608	533 547
FT%	.709 .703	.709 .663	.729 .711	.734 .676	.715 .732	.704 .704	.703 .697	.683 .690	.723 .706	.731 .720	.709 .698
Reb.	1152 1119	1066 1183	902 1085	1044 1219	996 1064	1094 1094	1133 1118	1238 1097	1344 1244	1120 926	960 937
Avg.	48.0 46.6	44.4 49.3	39.2 47.2	40.2 47.0	36.9 39.4	36.5 36.5	42.0 41.4	41.3 36.6	38.4 35.5	38.6 31.9	33.1 32.3
PF	426 483	475 491	505 514	553 526	521 516	660 561	617 516	619 530	705 701	559 530	499 523
DQ	24 16	19 22	13 18	30 20	26 28	25 20	25 14	21	17	20	21
Pts.	1877 1889	1849 1868	1757 1989	1845 1992	1859 1866	2048 2085	2044 2071	2092 1948	2614 2369	2254 1948	1914 2369
Ave.	78.2 78.7	78.9 77.8	76.4 86.5	71.0 76.6	68.9 69.1	68.3 69.5	75.5 76.7	69.7 64.9	74.7 67.7	77.7 67.2	66.0 59.2
HG	96 105	100 99	99 107	96 114	106 90	89 87	113 107	109 82	105 87	106 84	126 83
A			244 (10.6) 347 (15.1)	390 (15.0) 484 (18.6)	427 (15.8) 413 (15.3)	459 (15.3) 405 (13.5)	398 (10.8) 398 (10.8)	473 (12.1) 338 (8.7)	618 (17.7) 479 (13.7)	547 (19.0) 407 (14.0)	435 (15.0) 366 (12.6)
TO				430 (15.9) 438 (16.2)	414 (13.8) 456 (15.2)	473 (12.8) 472 (12.8)	505 (13.0) 556 (14.3)	397 (11.3) 419 (12.0)	397 (13.7) 419 (14.4)	306 (10.6) 421 (14.5)	
BK					65 (2.2) 81 (2.7)	162 (4.4) 56 (1.5)	119 (3.1) 86 (2.2)	120 (3.4) 65 (1.9)	120 (4.1) 65 (2.2)	114 (3.9) 74 (2.6)	
STL						216 (5.8) 253 (2.7)	215 (5.5) 181 (4.6)	187 (5.3) 166 (4.7)	187 (6.5) 165 (5.7)	194 (6.7) 147 (5.1)	



# RECORDS

## Annual Team Stats

	1982-83	1983-84	1984-85	1985-86	1986-87	1987-88	1988-89	1989-90	1990-91	1991-92	1992-93
G	32 32	31 31	35 35	32 32	31 31	33 33	36 36	29 29	31 31	28 28	32 32
FG	866 822	836 712	974 832	990 779	956 814	1067 881	1200 1027	860 766	861 853	677 726	877 860
FGA	1825 1803	1655 1617	2005 1989	1828 1715	1865 1823	2107 1958	2340 2228	1803 1767	1800 1925	1490 1655	1832 1926
FG%	.475 .456	.505 .440	.486 .418	.542 .454	.513 .447	.506 .450	.513 .461	.477 .434	.478 .443	.454 .439	.479 .447
3P					112 100	39 118	136 158	109 118	101 162	130 135	158 181
3PA					223 264	140 291	320 450	287 380	265 458	314 380	431 493
3P%					.461 .379	.279 .405	.425 .351	.380 .311	.381 .354	.414 .355	.367 .367
FT	420 390	433 313	462 337	350 399	464 454	552 460	574 438	539 454	580 473	500 367	517 446
FIA	624 561	618 422	653 503	475 529	649 654	827 666	817 614	725 651	850 688	758 584	750 643
FT%	.673 .695	.701 .742	.708 .670	.737 .754	.715 .694	.667 .691	.703 .713	.743 .697	.682 .688	.660 .628	.689 .694
Reb.	1104 1005	1015 845	1271 1102	1041 825	1100 1008	1233 1097	1343 1188	1117 1006	1192 1033	1018 902	1155 1061
Avg.	34.5 31.4	32.7 27.3	36.3 31.5	32.5 25.8	35.5 32.5	37.4 33.2	37.3 33.0	38.5 34.7	38.5 33.3	36.4 32.2	36.1 33.2
PF	573 607	476 566	519 609	505 518	564 621	635 730	627 726	586 625	586 704	511 632	573 666
DQ	9 27	13 17	13 23	6 15	15 17	12 31	5 32	12 25	12 24	17 24	14 13
Pts.	2168 2081	2105 1736	2410 2001	2330 1957	2488 2182	2725 2340	3110 2650	2368 2104	2403 2341	1984 1954	2429 2347
Ave.	67.8 65.0	67.9 56.0	68.9 57.2	72.8 61.2	80.3 70.4	82.6 70.9	86.4 73.6	81.7 72.6	77.5 75.5	70.9 69.8	75.9 73.3
HG	94 101	99 73	93 76	115 92	99 97	118 103	127 100	118 93	120 116	95 92	97 98
A	508 (15.9) 450 (14.1)	523 (16.9) 353 (11.4)	630 (18.0) 436 (12.5)	555 (17.3) 379 (11.8)	598 (19.3) 426 (13.7)	582 (17.6) 497 (15.1)	639 (17.8) 527 (14.6)	457 (15.8) 397 (13.7)	446 (14.4) 427 (13.8)	422 (15.1) 374 (13.4)	496 (15.5) 440 (13.8)
TO	443 (13.8) 455 (14.2)	342 (11.0) 415 (13.4)	452 (12.9) 528 (15.1)	407 (12.7) 438 (13.7)	429 (13.8) 492 (15.9)	500 (15.2) 625 (18.9)	470 (13.1) 611 (17.0)	403 (13.9) 477 (16.5)	536 (17.3) 444 (14.3)	468 (16.7) 406 (14.5)	485 (15.2) 428 (13.4)
BK	101 (3.2) 93 (2.9)	73 (2.4) 78 (2.5)	113 (3.2) 71 (2.0)	109 (3.4) 65 (2.0)	144 (4.7) 78 (2.5)	113 (3.4) 78 (2.4)	107 (3.0) 68 (1.9)	104 (3.6) 96 (3.3)	123 (4.0) 140 (4.5)	108 (3.9) 110 (3.9)	92 (2.9) 104 (3.3)
STL	240 (7.5) 203 (6.3)	212 (6.8) 157 (5.1)	262 (7.5) 200 (5.7)	258 (8.1) 184 (5.8)	250 (8.1) 195 (6.3)	310 (9.4) 216 (6.6)	341 (9.4) 213 (5.9)	236 (8.1) 173 (6.0)	198 (6.4) 217 (7.0)	157 (5.6) 200 (7.1)	179 (5.6) 212 (6.6)



# Annual Team Stats

	1993-94	1994-95	1995-96	1996-97	1997-98	1998-99	1999-2000	2000-01	2001-02	2002-03	2003-04
G	28 28	31 31	31 31	32 32	33 33	32 32	32 32	35 35			
FG	833 727	823 780	844 742	848 782	827 736	705 672	834 720	929 748			
FGA	1739 1647	1842 1728	1967 1764	1917 1705	1869 1768	1791 1671	1925 1782	2046 1936			
FG%	.479 .441	.447 .451	.429 .421	.442 .459	.442 .416	.394 .402	.433 .404	.454 .386			
3P	162 178	167 190	231 195	238 158	215 173	165 181	231 181	247 219			
3PA	436 468	458 508	662 558	632 463	593 551	477 572	652 587	678 674			
3P%	.372 .380	.365 .374	.349 .349	.377 .341	.363 .314	.346 .316	.354 .308	.364 .674			
FT	525 463	452 375	433 484	514 475	432 450	392 483	525 479	620 592			
FTA	732 629	694 597	629 697	691 733	634 655	599 710	763 699	880 860			
FT%	.717 .736	.651 .628	.688 .694	.744 .648	.681 .687	.654 .680	.688 .685	.705 .688			
Reb.	1081 897	1173 988	1147 1150	1076 1119	1109 1135	1182 1083	1177 1176	1400 1154			
Avg.	38.6 32.0	37.8 31.9	37.0 37.1	33.6 35.0	33.6 34.4	36.9 33.8	36.8 36.8	40.0 33.0			
PF	525 605	588 620	611 583	663 634	617 611	628 588	619 654	772 776			
DQ	9 18	7 20	15 13	19 21	11 18	13 --	8 --	29 30			
Pts.	2353 2095	2265 2125	2352 2163	2448 2197	2301 2095	1967 2008	2424 2100	2725 2307			
Ave.	84.0 74.8	73.1 68.5	75.9 69.8	76.5 68.7	69.7 63.5	61.5 62.8	75.8 65.6	77.9 65.9			
HG	121 108	104 97	97 86	96 90	105 83	82 84	107 95	96 98			
A	483 (17.3) 424 (15.1)	397 (12.8) 411 (13.3)	500 (16.1) 414 (13.4)	515 (16.1) 452 (14.1)	469 (14.2) 415 (12.6)	376 (11.8) 407 (12.7)	499 (15.6) 405 (12.7)	550 (15.7) 400 (11.4)			
TO	374 (13.4) 417 (14.9)	425 (13.7) 447 (14.4)	352 (11.4) 478 (15.4)	434 (13.6) 595 (18.6)	443 (13.4) 538 (16.3)	566 (17.7) 552 (17.3)	458 (14.3) 583 (18.2)	524 (15.0) 560 (16.0)			
BK	79 (2.8) 88 (3.1)	53 (1.7) 102 (3.3)	84 (2.7) 92 (3.0)	63 (2.0) 89 (2.8)	90 (2.7) 84 (2.6)	107 (3.3) 107 (3.3)	119 (3.7) 99 (3.1)	146 (4.2) 119 (3.4)			
STL	171 (6.1) 148 (5.3)	174 (5.6) 166 (5.4)	207 (6.7) 154 (5.0)	249 (7.8) 153 (4.8)	244 (7.4) 179 (5.4)	269 (8.4) 269 (8.4)	297 (9.3) 197 (6.1)	269 (7.7) 214 (6.1)			



# RECORDS

## Top 50 Career Scorers

		Year(s)	GP/GS	FGM-A/FG%	3P-3PA/Pct.	FTM-A/FT%	Reb/Avg	Ast/Avg	Pts/Avg	
<b>1</b>	<b>Deon Thomas</b> 2129 pts./18.0 avg.		1990-91	30/28	172-298/.577		108-168/.643	203-6.8	18/0.6	452/15.1
			1991-92	28/26	199-340/.585		144-218/.661	193/6.9	20/0.7	542/19.4
			1992-93	32/30	225-371/.606		137-212/.646	256/8.0	37/1.2	587/18.3
			1993-94	28/26	207-327/.663	1-2/.500	133-192/.693	194/6.9	43/1.5	548/19.6
			TOTALS	118/110	803-1336/.601	1-2/.500	522-790/.661	846/7.2	118/1.0	2129/18.0
<b>2</b>	<b>Kiwane Garris</b> 1948 pts./16.8 avg.		1993-94	28/27	133-307/.433	29-87/.333	151-188/.803	98/3.5	107/3.8	446/15.9
			1994-95	31/30	150-342/.439	46-119/.387	148-178/.831	88/2.8	117/3.8	494/15.9
			1995-96	25/22	118-316/.373	38-117/.325	112-130/.862	86/3.4	98/3.9	386/15.4
			1996-97	32/32	171-428/.400	76-197/.386	204-245/.833	113/3.5	180/5.6	622/19.4
			TOTALS	116/111	572-1393/.411	189-520/.363	615-741/.830	385/3.3	502/4.3	1948/16.8
<b>3</b>	<b>Eddie Johnson</b> 1692 pts./15.2 avg.		1977-78	27/3	100-234/.427		20-27/.741	84/3.1	16/0.6	220/8.1
			1978-79	30/27	168-405/.415		26-49/.531	170/5.7	52/1.7	362/12.1
			1979-80	35/35	266-576/.462		78-119/.655	310/8.9	71/2.0	610/17.4
			1980-81	29/29	219-443/.494		62-82/.756	267/9.2	70/2.4	500/17.2
			TOTALS	121/94	753-1658/.454		186-277/.671	831/7.5	209/1.8	1692/15.2
<b>4</b>	<b>Mark Smith</b> 1653 pts./13.6 avg.		1977-78	27/7	111-235/.472		90-128/.703	163/6.0	36/1.3	312/11.6
			1978-79	30/30	160-312/.513		84-109/.771	173/5.8	121/4.0	404/13.5
			1979-80	35/31	187-339/.552		161-197/.817	214/6.1	95/2.7	535/15.3
			1980-81	29/29	150-272/.551		102-125/.816	171/5.9	98/3.4	402/13.9
			TOTALS	121/97	608-1158/.525		437-559/.781	722/6.5	98/3.4	1653/13.6
<b>5</b>	<b>Andy Kaufmann</b> 1533 pts./14.9 avg.		1988-89	12/0	16-44/.364	5-17/.294	14-20/.700	20/1.7	8/0.7	51/4.3
			1989-90	29/16	91-204/.446	41-104/.394	81-101/.802	93/3.2	54/1.9	285/9.8
			1990-91	31/30	225-482/.467	22-49/.449	169-203/.833	154/5.0	67/3.2	660/21.3
			1992-93	31/25	183-433/.423	37-106/.349	134-168/.798	128/4.1	74/2.4	537/17.3
			TOTALS	103/71	515-1163/.443	105-276/.380	398-492/.809	395/3.8	203/2.0	1533/14.9
<b>6</b>	<b>Efrem Winters</b> 1487 pts./11.2 avg.		1982-83	31/29	159-343/.464		67- 94/.713	213/6.9	20/0.6	385/12.4
			1983-84	31/28	182-354/.514		92-120/.767	205/6.6	54/1.7	456/14.7
			1984-85	35/33	137-289/.474		76-103/.738	252/7.2	49/1.4	350/10.0
			1985-86	32/30	124-235/.528		48-81/.593	183/5.7	40/1.3	296/9.3
			TOTALS	129/120	602-1221/.493		283-398/.711	853/6.6	163/1.3	1487/11.2
<b>7</b>	<b>Nick Weatherspoon</b> 1481 pts./20.9 avg.		1970-71	23/	151-334/.452		79- 110/.718	246/10.7		381/16.5
			1971-72	24/	200-477/.419		100-134/.746	262/10.9		500/20.8
			1972-73	24/	247-540/.457		106-149/.711	295/12.3		600/25.0
			TOTALS	71/	598-1351/.442		285-393/.725	806/11.4		1481/20.9
<b>8</b>	<b>Dave Scholz</b> 1459 pts./20.5 avg.		1966-67	23/	194-423/.459		83-124/.669	250/10.9		471/20.5
			1967-68	24/	223-541/.412		83-120/.692	230/9.6		529/22.0
			1968-69	24/	181-436/.415		97-131/.740	209/8.7		459/19.1
			TOTALS	71/	598-1400/.427		263-379/.694	689/9.7		1459/20.5
<b>9</b>	<b>Don Freeman</b> 1449 pts./20.1 avg.		1963-64	24/	130-316/.411		81-122/.664	231/9.6		341/14.2
			1964-65	24/	178-365/.488		84-122/.689	226/9.4		440/18.3
			1965-66	24/	258-595/.434		152-197/.771	285/11.9		668/27.8
			TOTALS	72/	566-1276/.444		317-493/.643	742/10.3		1449/20.1
<b>10</b>	<b>Jerry Hester</b> 1415 pts./11.4 avg.		1993-94	28/2	87-214/.407	21-65/.323	32-44/.727	111/4.0	43/1.5	227/8.1
			1994-95	30/27	119-260/.458	38-94/.404	47-88/.534	145/4.8	57/1.9	323/10.8
			1995-96	28/23	112-246/.455	38-98/.388	46-65/.708	111/4.0	35/1.3	308/11.0
			1996-97	5/4	26-68/.382	6-23/.261	13-14/.929	28/5.6	13/2.6	71/14.2
			1997-98	33/32	186-395/.471	40-114/.351	74-96/.771	175/5.3	49/1.5	486/14.7
			TOTALS	124/88	530-1183/.448	143-394/.363	212-307/.691	470/4.6	197/1.6	1415/11.4



# RECORDS


## Top 50 Career Scorers

**11 Kendall Gill**  
1409 pts./12.0 avg.



Year(s)	GP/GS	FGM-A/FG%	3P-3PA/Pct.	FTM-A/FT%	Reb/Avg	Ast/Avg	Pts/Avg
1986-87	31/0	40-83/.482	0-1/.000	34-53/.642	42/1.4	27/0.9	114/3.7
1987-88	33/23	128-272/.471	38-83/.458	67-89/.753	73/2.2	138/4.2	344/10.4
1988-89	24/18	143-264/.542	21-69/.304	46-58/.793	70/2.9	91/3.8	370/15.4
1989-90	29/29	211-422/.500	23-66/.348	136-175/.777	143/4.9	96/3.3	581/20.0
<b>TOTALS</b>	<b>117/70</b>	<b>522-1041/.501</b>	<b>82-218/.376</b>	<b>283-375/.755</b>	<b>213/1.8</b>	<b>352/3.0</b>	<b>1409/12.0</b>

**12 Ken Norman**  
1393 pts./15.1 avg.



1984-85	29/6	86-136/.632		55-83/.663	107/3.7	26/0.9	227/7.8
1985-86	32/27	216-337/.641		93-116/.802	226/7.1	32/1.0	525/16.4
1986-87	31/31	256-443/.578		128-176/.727	303/9.8	68/2.2	641/20.7
<b>TOTALS</b>	<b>92/64</b>	<b>558-916/.609</b>		<b>272-360/.755</b>	<b>636/6.9</b>	<b>126/1.4</b>	<b>1393/15.1</b>

**13 Dave Downey**  
1360 pts./18.9 avg.



1960-61	24/	157-404/.389		88-123/.715	267/11.1		402/16.8
1961-62	22/	174-385/.452		97-130/.746	269/12.2		445/20.2
1962-63	26/	201-459/.440		111-156/.712	254/9.8		513/19.7
<b>TOTALS</b>	<b>72/</b>	<b>532-1248/.426</b>		<b>296-409/.724</b>	<b>790/11.0</b>		<b>1360/18.9</b>

**14 Cory Bradford**  
1329 pts./13.4 avg.



1998-99	32/32	174-450/.387	85-202/.421	61-90/.678	84/2.6	62/1.9	494/15.4
1999-2000	32/32	156-421/.371	96-255/.376	82-112/.732	80/2.5	63/2.0	490/15.3
2000-01	35/35	113-298/.379	72-194/.371	47-59/.797	89/2.5	63/1.8	345/9.9
<b>TOTALS</b>	<b>99/99</b>	<b>443-1169/.379</b>	<b>253-651/.389</b>	<b>190-261/.728</b>	<b>253/2.6</b>	<b>188/1.9</b>	<b>1329/13.4</b>

**15 John Kerr**  
1299 pts./18.6 avg.




1951-52	26/	143-365/.392		71-124/.572			357/13.7
1952-53	22/	153-397/.386		80-123/.650			386/17.5
1953-54	22/	210-520/.404		136-214/.636			556/25.3
<b>TOTALS</b>	<b>70/</b>	<b>506-1281/.395</b>		<b>287-461/.623</b>			<b>1299/18.6</b>

**16 Doug Altenberger**  
1271 pts./9.6 avg.




1982-83	31/4	30-90/.333		35-47/.745	40/1.3	23/0.7	96/3.1
1983-84	31/29	143-281/.509		66-95/.695	115/3.7	68/2.2	352/11.4
1984-85	35/31	162-322/.503		70-91/.769	126/3.6	67/1.9	394/11.3
1985-86	5/0	10-19/.526		0-2/.000	10/2.0	3/0.6	20/4.0
1986-87	30/29	139-288/.483	76-160/.475	55-76/.724	138/4.6	91/3.0	409/13.6
<b>TOTALS</b>	<b>132/93</b>	<b>484-1000/.484</b>	<b>76-160/.475</b>	<b>226-311/.727</b>	<b>429/3.3</b>	<b>252/1.9</b>	<b>1271/9.6</b>

**17 Bruce Douglas**  
1261 pts./9.7 avg.




1982-83	32/27	118-257/.459		64-89/.719	87/2.7	189/5.9	301/9.4
1983-84	31/30	159-337/.472		81-109/.743	136/4.4	177/5.7	399/12.9
1984-85	35/31	118-307/.384		42-57/.737	107/3.1	200/5.7	278/7.9
1985-86	32/29	118-248/.476		47-60/.783	88/2.8	199/6.2	283/8.8
<b>TOTALS</b>	<b>130/117</b>	<b>513-1149/.446</b>		<b>234-315/.743</b>	<b>418/3.2</b>	<b>765/5.9</b>	<b>1261/9.7</b>

**18 Lowell Hamilton**  
1241 pts./10.0 avg.




1985-86	24/0	36-67/.537		16-26/.615	41/1.7	4/0.2	88/3.7
1986-87	31/22	149-259/.578		36-66/.545	121/3.9	28/0.9	334/10.8
1987-88	33/6	141-271/.520	1-2/.500	48-77/.623	127/3.8	9/0.3	331/10.0
1988-89	36/33	219-424/.517	0-1/.000	50-89/.562	204/5.7	24/0.7	488/13.6
<b>TOTALS</b>	<b>124/61</b>	<b>545-1020/.534</b>	<b>1-3/.333</b>	<b>150-258/.581</b>	<b>493/4.0</b>	<b>65/0.5</b>	<b>1241/10.0</b>

**19 Rich Adams**  
1223 pts./11.1 avg.



1974-75	26/8	50-160/.313		33-52/.635	107/4.1	19/0.7	133/5.1
1975-76	27/26	181-356/.508		67-90/.744	158/9.6	41/1.5	429/15.9
1976-77	30/30	171-376/.455		45-64/.703	171/5.7	62/2.1	387/12.9
1977-78	27/20	108-239/.452		58-81/.716	133/4.9	37/1.4	274/10.1
<b>TOTALS</b>	<b>110/84</b>	<b>510-1131/.451</b>		<b>203-287/.707</b>	<b>569/5.2</b>	<b>159/1.4</b>	<b>1223/11.1</b>

**20 Anthony Welch**  
1217 pts./9.6 avg.



1981-82	26/1	30-64/.469		17-22/.733	39/1.5	12/0.5	77/3.0
1982-83	32/31	158-321/.492		61-87/.701	201/6.3	44/1.4	377/11.8
1983-84	2/2	6-12/.500		2-2/.000	4/2.0	0/0.0	14/7.0
1984-85	35/33	182-350/.520		51-68/.750	189/5.4	51/1.5	415/11.9
1985-86	32/29	156-292/.534		22-29/.759	147/4.6	49/1.5	334/10.4
<b>TOTALS</b>	<b>127/96</b>	<b>532-1039/.512</b>		<b>153-208/.736</b>	<b>336/2.6</b>	<b>156/1.2</b>	<b>1217/9.6</b>



# RECORDS

## Top 50 Career Scorers

		Year(s)	GP/GS	FGM-A/FG%	3P-3PA/Pct.	FTM-A/FT%	Reb/Avg	Ast/Avg	Pts/Avg	
<b>21</b>	<b>Audie Matthews</b> 1210 pts./11.0 avg.		1974-75	26/10	41-122/.336		18-28/.643	87/3.3	19/0.9	100/3.8
			1975-76	27/27	129-269/.480		46-68/.676	144/5.3	50/1.9	304/11.3
			1976-77	30/30	202-396/.510		75-94/.798	151/5.0	75/2.5	479/16.0
			1977-78	27/27	136-306/.444		55-79/.696	87/3.2	50/1.9	327/12.1
			<b>TOTALS</b>	<b>110/94</b>	<b>508-1093/.465</b>		<b>194-269/.721</b>	<b>469/4.3</b>	<b>194/1.8</b>	<b>1210/11.0</b>
<b>22</b>	<b>Nick Anderson</b> 1172 pts./17.0 avg.		1987-88	33/25	223-390/.572	2-6/.333	77-120/.642	217/6.6	55/1.7	525/15.9
			1988-89	36/32	262-487/.538	24-66/.364	99-148/.669	285/7.9	72/2.0	647/18.0
			<b>TOTALS</b>	<b>69/57</b>	<b>485-877/.553</b>	<b>26-72/.361</b>	<b>176-268/.657</b>	<b>502/7.3</b>	<b>127/1.8</b>	<b>1172/17.0</b>
			<b>23</b>	<b>Skip Thoren</b> 1164 pts./15.7 avg.		1962-63	26/	53-125/.424		37-58/.638
1963-64	24/	187-373/.501					114-174/.655	331/13.8		488/20.3
1964-65	24/	219-391/.560					95-137/.694	349/14.5		533/22.2
<b>TOTALS</b>	<b>74/</b>	<b>459-889/.516</b>					<b>246-369/.667</b>	<b>830/11.2</b>		<b>1164/15.7</b>
<b>24</b>	<b>Kevin Turner</b> 1150 pts./9.3 avg.					1994-95	27/0	26-78/.333	14-38/.368	7-17/.412
			1995-96	31/2	65-180/.361	25-89/.281	15-33/.455	49/1.6	54/1.7	170/5.5
			1996-97	32/20	120-293/.410	62-157/.395	21-26/.808	75/2.3	66/2.1	323/10.1
			1997-98	33/33	215-512/.420	78-212/.368	76-106/.717	105/3.2	91/2.8	584/17.7
			<b>TOTALS</b>	<b>123/55</b>	<b>426-1063/.401</b>	<b>179-496/.361</b>	<b>119-182/.654</b>	<b>249/2.0</b>	<b>228/1.9</b>	<b>1150/9.3</b>
<b>25</b>	<b>Richard Keene</b> 1145 pts./9.4 avg.		1992-93	32/24	92-226/.407	57-145/.393	25-34/.735	71/2.2	73/2.3	266/8.3
			1993-94	28/27	81-213/.380	48-113/.425	14-22/.636	97/3.5	113/4.0	224/8.0
			1994-95	31/31	123-324/.380	63-173/.364	29-44/.659	119/3.8	111/3.6	338/10.9
			1995-96	31/31	107-288/.372	69-186/.371	34-42/.810	116/3.7	162/5.2	317/10.2
			<b>TOTALS</b>	<b>122/113</b>	<b>403-1051/.383</b>	<b>237-617/.384</b>	<b>102-142/.718</b>	<b>403/3.3</b>	<b>459/3.8</b>	<b>1145/9.4</b>
<b>26</b>	<b>James Griffin</b> 1124 pts./9.1 avg.		1978-79	30/4	105-238/.441		19-34/.559	98/3.3	7/0.2	229/7.6
			1979-80	35/28	119-259/.459		36-58/.621	154/4.4	25/0.7	274/7.8
			1980-81	29/8	103-193/.534		21-36/.583	122/4.2	12/0.4	227/7.8
			1981-82	29/28	171-334/.512		52-86/.605	204/7.0	27/0.9	394/13.6
			<b>TOTALS</b>	<b>123/68</b>	<b>498-1024/.486</b>		<b>128-214/.598</b>	<b>578/4.7</b>	<b>71/0.6</b>	<b>1124/9.1</b>
<b>27</b>	<b>Tal Brody</b> 1121 pts./15.1 avg.		1962-63	26/	95-215/.441		63-92/.685	90/3.5		253/9.7
			1963-64	24/	157-379/.414		91-133/.684	97/4.0		405/16.9
			1964-65	24/	183-392/.467		97-141/.688	108/4.5		463/19.3
			<b>TOTALS</b>	<b>74/</b>	<b>435-986/.441</b>		<b>251-366/.747</b>	<b>295/4.0</b>		<b>1121/15.1</b>
			<b>28</b>	<b>Bill Burwell</b> 1119 pts./15.3 avg.		1960-61	24/	117-262/.446		57-86/.663
1961-62	23/	151-325/.463					124-168/.738	266/11.6		426/18.5
1962-63	26/	158-316/.500					86-110/.782	230/8.8		402/15.5
<b>TOTALS</b>	<b>73/</b>	<b>426-903/.472</b>					<b>267-364/.734</b>	<b>703/9.6</b>		<b>1119/15.3</b>
<b>29</b>	<b>Kenny Battle</b> 1112 pts./16.1 avg.					1987-88	33/32	197-341/.578	0-1/.000	122-179/.682
			1988-89	36/34	218-361/.604	9-17/.529	151-200/.755	174/4.8	64/1.8	596/16.6
			<b>TOTALS</b>	<b>69/66</b>	<b>415-702/.591</b>	<b>9-18/.500</b>	<b>273-379/.720</b>	<b>357/5.2</b>	<b>119/1.7</b>	<b>1112/16.1</b>
			<b>30</b>	<b>Rick Schmidt</b> 1105 pts./15.3 avg.		1972-73	23/21	39-110/.355		10-19/.526
1973-74	23/23	191-389/.491					111-159/.698	165/7.2	34/1.5	493/21.4
1974-75	26/26	190-426/.446					144-179/.804	139/5.3	73/2.8	524/20.2
<b>TOTALS</b>	<b>72/70</b>	<b>420-925/.454</b>					<b>265-357/.742</b>	<b>394/5.5</b>	<b>107/2.2</b>	<b>1105/15.3</b>



# RECORDS

## Top 50 Career Scorers

	Year(s)	GP/GS	FGM-A/FG%	3P-3PA/Pct.	FTM-A/FT%	Reb/Avg	Ast/Avg	Pts/Avg
<b>31</b> <u>Greg Jackson</u> 1078 pts./15.2 avg.	1968-69	24/	163-339/.481		68-109/.624	200/8.3		394/16.4
	1969-70	24/	175-367/.477		59-115/.513	234/9.8		409/17.0
	1970-71	23/	113-241/.468		49-65/.754	157/6.8		275/11.9
	TOTALS	71/	451-947/.476		176/289/.609	591/8.3		1078/15.2
<b>32</b> <u>Paul Judson</u> 1013 pts./15.3 avg.	1953-54	22/	92-244/.379		62-79/.785			246/11.2
	1954-55	22/	139-343/.405		85-119/.714			363/16.5
	1955-56	22/	160-388/.412		84-113/.743			404/18.4
	TOTALS	66/	391-975/.401		231-311/.743			1013/15.3
<b>33</b> <u>Govonor Vaughn</u> 1001 pts./15.2 avg.	1957-58	22/	138-324/.426		55-61/.773			327/14.9
	1958-59	21/	110-289/.381		43-67/.642	170/8.1		263/12.5
	1959-60	23/	164-357/.460		83-96/.865	187/8.1		411/17.9
	TOTALS	66/	412-970/.425		181-224/.808			1001/15.2
<b>34</b> <u>Derek Harper</u> 977 pts./10.9 avg.	1980-81	29/27	104-252/.413		33-46/.717	75/2.6	156/5.4	241/8.3
	1981-82	29/27	105-230/.457		34-45/.756	133/4.6	145/5.0	244/8.4
	1982-83	32/32	198-369/.537		83-123/.675	112/3.5	118/3.7	492/15.4
	TOTALS	90/86	407-851/.478		150-214/.701	320/3.6	419/4.7	977/10.9
<b>35</b> <u>Jim Dawson</u> 976 pts./14.0 avg.	1964-65	22/	38-93/.409		11-18/.611	41/1.9		87/4.0
	1965-66	24/	163-344/.474		42-59/.712	100/4.2		368/15.3
	1966-67	24/	214-495/.432		93-122/.762	73/3.0		521/21.7
	TOTALS	70/	415-932/.445		146-199/.734	214/3.1		976/14.0
<b>36</b> <u>George BonSalle</u> 970 pts./17.3 avg.	1954-55	20/	98-251/.390		67-95/.705			263/13.2
	1955-56	22/	156-368/.424		118-170/.694			430/19.5
	1956-57	14/	104-253/.411		69-101/.683			277/19.8
	TOTALS	56/	358-872/.411		254-366/.694			970/17.3
<b>37</b> <u>Bill Small</u> 963 pts./13.6 avg.	1960-61	22/	73-174/.420		42-47/.894	56/2.5		188/8.5
	1961-62	23/	133-317/.420		70-81/.864	90/3.9		336/14.6
	1962-63	26/	179-380/.471		81-102/.794	120/4.6		439/16.9
	TOTALS	71/	385-871/.442		193-230/.839	266/3.7		963/13.6
<b>38</b> <u>Perry Range</u> 941 pts./8.0 avg.	1978-79	24/1	21-40/.525		14-21/.667	25/1.0	12/0.5	56/2.3
	1979-80	35/13	90-178/.506		63-82/.768	85/2.4	64/1.8	243/6.9
	1980-81	29/22	101-178/.567		65-89/.730	115/4.0	70/2.4	267/9.2
	1981-82	29/29	146-280/.521		83-108/.769	128/4.4	71/2.4	375/12.9
TOTALS	117/65	358-676/.530		225-300/.750	353/3.0	217/1.9	941/8.0	
<b>39</b> <u>Glynn Blackwell</u> 937 pts./8.8 avg.	1984-85	10/0	8-24/.333		9-13/.692	11/1.1	10/1.0	25/2.5
	1985-86	32/13	94-169/.556		18-27/.667	63/2.0	53/1.7	206/6.4
	1986-87	31/19	*120-231/.519	6-15/.400	61-70/.871	106/3.4	64/2.1	307/9.9
	1987-88	33/25	#153-319/.480	10-44/.227	83-111/.748	111/3.4	78/2.4	399/12.1
TOTALS	106/57	375-743/.505	16-59/.271	171-221/.774	291/2.7	205/1.9	937/8.8	
<b>40</b> <u>Jarrod Gee</u> 924 pts./7.3 avg.	1994-95	31/6	73-160/.456		39-61/.639	106/3.4	7/0.2	185/6.0
	1995-96	31/27	115-226/.509		35-76/.461	190/6.1	16/0.5	265/8.5
	1996-97	32/16	86-159/.541		23-39/.590	123/3.8	21/0.7	195/6.1
	1997-98	33/32	115-220/.523		49-77/.636	175/5.3	23/0.7	279/8.5
TOTALS	127/81	389-765/.508		146-253/.577	594/4.7	67/0.5	924/7.3	






# RECORDS

## Top 50 Career Scorers

**41** Mannie Jackson  
922 pts./13.8 avg.



Year(s)	GP/GS	FGM-A/FG%	3P-3PA/Pct.	FTM-A/FT%	Reb/Avg	Ast/Avg	Pts/Avg
1957-58	22/	107-301/.355		31-51/.608			245/11.1
1958-59	22/	137-321/.426		25-42/.596	89/4.0		299/13.6
1959-60	23/	162-392/.413		54-86/.628	95/4.1		378/16.4
<b>TOTALS</b>	<b>67/</b>	<b>406-1014/.400</b>		<b>110-179/.615</b>	<b>184/4.1</b>		<b>922/13.8</b>

**42** Don Ohi  
921 pts./14.0 avg.



1955-56	22/	57-170/.335		33-48/.688			147/6.7
1956-57	22/	145-344/.421		53-84/.631			343/15.6
1957-58	22/	183-454/.403		65-102/.637			431/19.6
<b>TOTALS</b>	<b>66/</b>	<b>385-968/.398</b>		<b>151-234/.645</b>			<b>921/14.0</b>

**43** Steve Bardo  
908 pts./7.0 avg.



1986-87	31/10	42-102/.412	1-3/.333	34-50/.680	92/3.0	85/2.7	119/3.8
1987-88	33/21	80-178/.449	3-8/.375	53-87/.609	138/4.2	125/3.8	216/6.5
1988-89	36/30	94-212/.443	29-59/.492	76-96/.792	144/4.0	148/4.1	292/8.1
1989-90	29/29	99-225/.440	28-64/.438	55-78/.705	178/6.1	137/4.7	281/9.7
<b>TOTALS</b>	<b>129/90</b>	<b>315-717/.439</b>	<b>61-134/.455</b>	<b>218-311/.701</b>	<b>552/4.3</b>	<b>495/3.8</b>	<b>908/7.0</b>

**44** Rick Howat  
887 pts./12.9 avg.



1968-69	22/	34-82/.415		10-13/.769	14/0.6		78/3.5
1969-70	24/	147-291/.505		41-54/.759	66/2.7		335/13.9
1970-71	23/	190-391/.485		94-113/.832	67/2.9		474/20.6
<b>TOTALS</b>	<b>69/</b>	<b>371-764/.486</b>		<b>145-180/.806</b>	<b>147/2.1</b>		<b>887/12.9</b>

**45** T.J. Wheeler  
883 pts./9.0 avg.



1990-91	13/1	18-38/.474	4-13/.308	19-24/.792	28/2.2	20/1.5	59/4.5
1991-92	27/22	84-197/.426	29-71/.408	81-96/.844	111/4.1	72/3.3	278/10.3
1992-93	32/12	85-185/.459	27-78/.346	60-69/.870	110/3.4	75/2.3	257/8.0
1993-94	26/26	99-213/.465	30-88/.341	61-75/.813	119/4.6	97/3.7	289/11.1
<b>TOTALS</b>	<b>98/61</b>	<b>286-633/.452</b>	<b>90-250/.360</b>	<b>221-264/.837</b>	<b>368/3.8</b>	<b>264/2.7</b>	<b>883/9.0</b>

**46** Frank Williams  
874 pts./13.2 avg.



1999-2000	32/29	125-327/.382	42-133/.316	74-92/.804	111/3.4	131/4.1	366/11.4
2000-01	34/34	168-410/.410	39-122/.320	133-165/.806	126/3.7	148/4.4	508/14.9
<b>TOTALS</b>	<b>66/63</b>	<b>293-737/.398</b>	<b>81-225/.318</b>	<b>207-257/.806</b>	<b>237/3.6</b>	<b>279/4.2</b>	<b>874/13.2</b>

**46** Matt Heldman  
874 pts./7.5 avg.



1994-95	21/1	*3-10/.300	0-2/.000	12-14/.857	12/0.6	4/0.2	18/0.9
1995-96	31/11	#53-127/.417	30-78/.385	39-44/.886	29/0.9	43/1.4	175/5.6
1996-97	32/26	+106-230/.461	64-153/.418	46-60/.767	110/3.4	66/2.1	322/10.1
1997-98	33/33	&#97-238/.408	67-165/.406	98-114/.860	97/2.9	131/3.9	359/10.9
<b>TOTALS</b>	<b>117/71</b>	<b>259-605/.428</b>	<b>161-398/.405</b>	<b>195-232/.840</b>	<b>248/2.1</b>	<b>161/1.4</b>	<b>874/7.5</b>

**48** Roger Taylor  
866 pts./13.7 avg.



1956-57	22/	88-228/.386		52-70/.743			228/10.4
1957-58	20/	97-223/.434		68-81/.840			262/13.1
1958-59	21/	158-350/.451		60-72/.833	68/3.2		376/17.9
<b>TOTALS</b>	<b>63/</b>	<b>343-801/.428</b>		<b>180-223/.807</b>			<b>866/13.7</b>

**49** Jeff Dawson  
865 pts./18.4 avg.



1972-73	24/24	182-406/.448		83-102/.814	68/2.8		447/18.6
1973-74	23/23	173-408/.424		72-88/.818	41/1.8	73/3.2	418/18.2
<b>TOTALS</b>	<b>47/47</b>	<b>355-814/.436</b>		<b>155-190/.789</b>	<b>109-2.3</b>		<b>865/18.4</b>

**50** Rennie Clemons  
863 pts./9.8 avg.



1990-91	31/28	*90-202/.446	8-18/.444	76-121/.628	99/3.2	96/3.1	264/8.5
1991-92	28/25	#104-237/.439	11-32/.344	93-126/.738	106/3.8	137/4.9	312/11.1
1992-93	29/27	+105-221/.475	6-16/.375	71-113/.628	91/3.1	121/4.2	287/9.9
<b>TOTALS</b>	<b>88/80</b>	<b>299-660/.453</b>	<b>25-66/.379</b>	<b>240-360/.667</b>	<b>296/3.4</b>	<b>354/4.0</b>	<b>863/9.8</b>



# RECORDS

## Individual Records

### POINTS

#### Game

1. 53 Dave Downey at Indiana, 2/16/63
2. 46 Andy Kaufmann vs. Wisconsin-Milwaukee, 12/3/90
3. 42 Dave Scholz vs. Northwestern, 2/24/68
4. 40 Andy Kaufmann vs. Eastern Illinois, 12/1/90  
Andy Phillip vs. Chicago, 3/1/43
6. 39 Deon Thomas at Illinois-Chicago, 12/30/91  
39 Rich Adams vs. Arizona, 11/28/77
8. 38 John (Red) Kerr at Ohio State, 1/16/54  
Eddie Johnson vs. Long Beach State, 12/8/79  
Dave Scholz at Northwestern, 2/10/68

#### Season

1. 668 Don Freeman, 1966
2. 660 Andy Kaufmann, 1991
3. 649 Nick Anderson, 1989
4. 641 Ken Norman, 1987
5. 622 Kiwane Garris, 1997
6. 610 Eddie Johnson, 1980
7. 600 Nick Weatherspoon, 1973
8. 596 Kenny Battle, 1989
9. 587 Deon Thomas, 1993
10. 584 Kevin Turner, 1998

#### Career

1. 2,129 Deon Thomas, 1991-94
2. 1,948 Kiwane Garris, 1994-97
3. 1,692 Eddie Johnson, 1978-81
4. 1,653 Mark Smith, 1978-81
5. 1,533 Andy Kaufmann, 1989-93
6. 1,487 Efreem Winters, 1983-86
7. 1,481 Nick Weatherspoon, 1971-73
8. 1,459 Dave Scholz, 1967-69
9. 1,449 Don Freeman, 1964-66
10. 1,409 Kendall Gill, 1987-90

### FIELD GOALS

#### Game

1. 22 Dave Downey at Indiana, 2/16/63
2. 17 Andy Kaufmann vs. Eastern Illinois, 12/1/90  
17 Eddie Johnson vs. Long Beach State, 12/8/79

*NOTE - Some statistical categories have been recorded only in recent years. Records for the following categories only go back as far as the season in which they were first kept:*

*Fouls - 1926; FG Att. - 1942; FT Att. - 1942; Rebounds - 1959; Turnovers - 1968; Assists - 1971; Blocked shots - 1978; Steals - 1978; Minutes - 1978; Games - 1906*

4. 16 Deon Thomas at Illinois-Chicago, 12/30/91
- 16 Rich Adams vs. Arizona, 11/28/77
- 16 Nick Weatherspoon at Vanderbilt, 12/23/71
- 16 Greg Jackson vs. Michigan, 2/22/69
- 16 Dave Scholz at Northwestern, 2/10/68
- 16 Dave Scholz at Butler, 12/2/67
- 16 Don Freeman at Minnesota, 2/26/66
- 16 Rich Jones vs. Providence, 12/28/65
- 16 Andy Phillip vs. Chicago, 3/1/43

#### Season

1. 266 Eddie Johnson, 1980
2. 262 Nick Anderson, 1989
3. 258 Don Freeman, 1966
4. 256 Ken Norman, 1987
5. 247 Nick Weatherspoon, 1973
6. 225 Andy Kaufmann, 1991  
225 Deon Thomas, 1993
8. 223 Nick Anderson, 1988  
223 Dave Scholz, 1968
10. 219 Skip Thoren, 1965  
219 Eddie Johnson, 1981  
219 Lowell Hamilton, 1989

#### Career

1. 803 Deon Thomas, 1991-94
2. 753 Eddie Johnson, 1978-81
3. 608 Mark Smith, 1978-81
4. 602 Efreem Winters, 1983-86
5. 598 Nick Weatherspoon, 1971-73  
598 Dave Scholz, 1967-69
7. 572 Kiwane Garris, 1994-97
8. 566 Don Freeman, 1964-66
9. 558 Ken Norman, 1985-87
10. 545 Lowell Hamilton, 1986-89


### FIELD GOAL ATTEMPTS

#### Game

1. 54 Andy Phillip vs. Chicago, 3/1/43
2. 34 Nick Weatherspoon vs. South Carolina, 1/27/72  
34 Dave Downey at Indiana, 2/16/63  
34 John Kerr vs. Alabama, 12/12/5
5. 33 Dave Scholz at Northwestern, 2/10/68
- 33 Jim Dawson at Purdue, 2/25/67
7. 32 Eddie Johnson vs. Long Beach State, 12/8/79
- 32 Greg Jackson vs. Michigan, 2/22/69
- 32 Jim Dawson at Northwestern, 1/10/67
- 32 Don Ohl vs. Wisconsin, 1/13/58

#### Season

1. 595 Don Freeman, 1966
2. 576 Eddie Johnson, 1980
3. 541 Dave Scholz, 1968



**Dave Downey's 53 points at Indiana has stood as the single-game school record for 37 years.**




**Deon Thomas' 2,129 career points and 803 career field goals both stand as Illini records.**



# RECORDS

## Individual Records



Ken Norman holds the field-goal percentage record for both season and career.



Andy Phillip's mark of 54 attempted field goals on March 1, 1943 is the oldest standing Illini record.

4. 540 Nick Weatherspoon, 1973
5. 520 John Kerr, 1954
6. 512 Kevin Turner, 1998
7. 495 Jim Dawson, 1967
8. 487 Nick Anderson, 1989
9. 482 Andy Kaufmann, 1991
10. 477 Nick Weatherspoon, 1972

### Career

1. 1658 Eddie Johnson, 1991-94
2. 1400 David Scholz, 1967-69
3. 1393 Kiwane Garris, 1994-97
4. 1351 Nick Weatherspoon, 1971-73
5. 1336 Deon Thomas, 1991-94
6. 1281 John Kerr, 1952-54
7. 1276 Don Freeman, 1964-66
8. 1248 Dave Downey, 1961-63
9. 1221 Efreem Winters, 1983-86
10. 1183 Jerry Hester, 1994-98

### FIELD GOAL PERCENTAGE

#### Game

(min. 10 attempts)

1. 1.000 Derek Harper (11-11)  
vs. Michigan State, 2/19/83
2. .917 Anthony Welch (11-12)  
vs. Cal State-Chico, 12/4/84
3. .909 Shelly Clark (10-11)  
at Northwestern, 1/7/95
- .909 Deon Thomas (10-11)  
at Purdue, 3/13/94
- .909 George Montgomery (10-11)  
at Iowa State, 1/3/83
- .909 Rick Howat (10-11)  
vs. Ohio State, 1/10/70
7. .900 Deon Thomas (9-10)  
vs. Vanderbilt, 11/27/92
- .900 Deon Thomas (9-10)  
vs. Northwestern, 2/4/91
9. .857 Deon Thomas (12-14)  
vs. Pittsburgh, 2/13/93
- .857 Andy Kaufmann (12-14)  
vs. Vanderbilt, 11/27/92

#### Season

(min. 200 attempts)

1. .641 Ken Norman, 1986 (216-337)
2. .633 Deon Thomas, 1994 (207-327)
3. .606 Deon Thomas, 1993 (225-371)
4. .604 Kenny Battle, 1988 (197-341)
5. .585 Deon Thomas, 1992 (199-340)
6. .578 Ken Norman, 1987 (256-443)
- .578 Kenny Battle, 1989 (218-361)
- .578 Lowell Hamilton, 1987 (149-258)
9. .577 Deon Thomas, 1991 (172-298)
10. .572 Nick Anderson, 1988 (223-390)

#### Career

(min. 500 attempts)

1. .609 Ken Norman, 1985-87 (558-916)
2. .601 Deon Thomas, 1991-94 (803-1336)
3. .591 Kenny Battle, 1988-89 (415-702)
4. .553 Nick Anderson, 1988-89 (485-877)
5. .534 Lowell Hamilton, 1986-89 (545-1020)

6. .530 Perry Range, 1979-82 (358-676)
7. .525 Mark Smith, 1978-81 (608-1158)
8. .518 George Montgomery, 1982-85  
(323-623)
9. .516 Skip Thoren, 1963-65 (459-889)
10. .514 Tony Wysinger, 1984-87 (306-595)

### FREE THROWS

#### Game

1. 19 Deon Thomas  
vs. Ohio State, 2/15/94
2. 17 Kiwane Garris  
vs. Ohio State, 3/5/97
- 17 Kiwane Garris  
at California, 12/3/96
4. 16 Kiwane Garris  
vs. Wisconsin, 2/27/94
- 16 Kiwane Garris  
vs. Ohio State, 2/15/94
6. 15 Kiwane Garris  
vs. Missouri, 12/20/95
- 15 Otho Tucker  
vs. Northwestern, 1/11/75
- 15 Jeff Dawson  
vs. Michigan State, 1/14/74
- 15 Don Freeman  
vs. West Virginia, 12/11/65
10. 14 Deon Thomas at Purdue, 2/11/92
- 14 Audie Matthews  
at Ohio State, 1/6/77
- 14 Matt Heldman vs. Clemson,  
12/13/97

#### Season

1. 204 Kiwane Garris, 1997
2. 171 Don Sunderlage, 1951
3. 169 Andy Kaufmann, 1991
4. 161 Mark Smith, 1980
5. 152 Don Freeman, 1966
6. 151 Kiwane Garris, 1994
- 151 Kenny Battle, 1989
8. 148 Kiwane Garris, 1995
9. 144 Rick Schmidt, 1975
- 144 Deon Thomas, 1992

#### Career

1. 615 Kiwane Garris, 1994-97
2. 522 Deon Thomas, 1991-94
3. 437 Mark Smith, 1978-81
4. 398 Andy Kaufmann, 1989-93
5. 317 Don Freeman, 1964-66
6. 296 Dave Downey, 1961-63
7. 287 John Kerr, 1952-54
8. 285 Nick Weatherspoon, 1971-73
9. 283 Kendall Gill, 1987-90
- 283 Efreem Winters, 1983-86

#### Consecutive Free Throws

1. 39 Kiwane Garris, 2/1-2/22/95
2. 32 Rob Judson, 2/3/79-1/26/80
3. 30 Efreem Winters, 12/7/84-1/19/85



# RECORDS

## Individual Records

### FREE THROW ATTEMPTS

#### Game

- 22 Deon Thomas vs. Ohio State, 2/15/94
- 22 Kiwane Garris vs. Missouri, 12/22/93
- 20 Kiwane Garris vs. Wisconsin, 2/27/94
- 20 Kiwane Garris vs. Ohio State, 1/15/94
- 19 Wally Osterkorn vs. St. Louis, 12/22/49
- 18 Kiwane Garris vs. Ohio State, 3/5/97
- 18 Deon Thomas vs. Purdue, 2/11/92
- 18 Hiles Stout vs. Purdue, 2/23/57
- 17 Kiwane Garris at California, 12/3/96
- 17 Otho Tucker vs. Northwestern, 1/11/75
- 17 Bill Burwell vs. Cornell, 12/23/61
- 17 John Kerr at Michigan State, 1/9/54

#### Season

- 245 Kiwane Garris, 1997
- 218 Deon Thomas, 1992
- 218 Don Sunderlage, 1951
- 214 John Kerr, 1954
- 212 Deon Thomas, 1993
- 203 Andy Kaufmann, 1991
- 200 Kenny Battle, 1989
- 197 Mark Smith, 1980
- 197 Don Freeman, 1966
- 188 Kiwane Garris, 1994

#### Career

- 790 Deon Thomas, 1991-94
- 741 Kiwane Garris, 1994-97
- 559 Mark Smith, 1978-81
- 493 Don Freeman, 1964-66
- 492 Andy Kaufmann, 1989-93
- 461 John Kerr, 1952-54
- 403 Dave Downey, 1961-63
- 398 Efre Winters, 1983-86
- 393 Nick Weatherspoon, 1971-73
- 379 Dave Scholz, 1967-69
- 379 Kenny Battle, 1988-89

### FREE THROW PERCENTAGE

#### Game

(min. 10 attempts)

- 1.000 Kiwane Garris (17-17) at California, 12/3/96
- 1.000 Matt Heldman (14-14) vs. Clemson, 12/13/97
- 1.000 Kendall Gill (13-13) vs. Minnesota, 2/8/90
- 1.000 Bill Burwell (13-13) at Indiana, 3/5/62
- 1.000 Efre Winters (12-12) vs. New Mexico State, 12/8/84

- 1.000 Rich Jones (11-11) vs. Indiana, 2/6/66
- 1.000 Andy Kaufmann (11-11) vs. Georgia Southern, 12/8/90
- 1.000 Kiwane Garris (11-11) vs. Iowa, 2/11/95
- 1.000 Andy Kaufmann (10-10) at Minnesota, 2/10/91
- 1.000 Ken Norman (10-10) vs. Houston, 12/14/85
- 1.000 Scott Pierce (10-10) vs. Oregon State, 12/7/90
- 1.000 Perry Range (10-10) vs. Army, 12/11/81
- 1.000 C. J. Schroeder (10-10) vs. Northwestern, 2/5/72
- 1.000 Mark Smith (10-10) vs. Minnesota, 1/17/81
- 1.000 Craig Tucker (10-10) vs. Minnesota, 2/20/82
- 1.000 Tony Wysinger (10-10) at Pittsburgh, 12/6/86
- 1.000 Andy Kaufmann (10-10) vs. Missouri, 12/23/92
- 1.000 Kiwane Garris (10-10) vs. Indiana, 1/14/95

#### Season

(min. 75 attempts)

- .865 Govoner Vaughn, 1960 (83-96)
- .864 Bill Small, 1962 (70-81)
- .862 Kiwane Garris, 1996 (112-130)
- .860 Matt Heldman, 1998 (98-114)
- .844 T.J. Wheeler, 1992 (81-96)
- .840 Roger Taylor, 1958 (68-81)
- .833 Kiwane Garris, 1997 (204-245)
- .833 Andy Kaufmann, 1991 (169-203)
- .833 Craig Tucker, 1982 (110-132)
- .831 Kiwane Garris, 1995 (148-178)

#### Career

(min. 140 attempts)

- .875 Rob Judson, 1977-80 (126-144)
- .840 Matt Heldman, 1995-98 (195-232)
- .839 Bill Small, 1961-63 (193-230)
- .837 T.J. Wheeler, 1991-94 (221-264)
- .830 Kiwane Garris, 1994-97 (615-741)
- .827 Tony Wysinger, 1984-87 (158-191)
- .823 Craig Tucker, 1981-82 (186-226)
- .816 Jeff Davson, 1973-74 (155-190)
- .809 Andy Kaufmann, 1989-93 (398-492)
- .808 Govoner Vaughn, 1958-60 (181-224)


### THREE-POINT FG MADE

#### Game

- 8 Kevin Turner at UCLA, 12/30/97
- 7 Andy Kaufmann vs. Missouri, 12/19/90
- 7 Kevin Turner vs. Indiana 1/3/98
- 7 Cory Bradford vs. Wisconsin, 2/6/99
- 6 Kevin Turner vs. Ohio State, 3/5/97
- 6 Richard Keene vs. Iowa, 2/24/96
- 6 Jerry Hester vs. Indiana, 1/14/95



Tony Wysinger is one of 14 different Illini players who have been perfect from the line in a game while taking at least 10 attempts.




Govoner Vaughn shot 86.5 percent from the line in 1959-60, a school record.



# RECORDS

## Individual Records



Kevin Turner nailed an Illinois-best eight three-pointers at UCLA on Dec. 30, 1997.



Cory Bradford broke the school record for single-season three-point baskets with 85 in 1999 and again in 2000 with 96.

- 6 Tom Michael vs. New Mexico State, 11/28/92; vs. Ohio State, 1/30/92
- 6 T.J. Wheeler vs. Iowa, 2/23/92
- 6 Doug Altenberger vs. Indiana, 3/1/87; vs. Purdue, 2/23/87; vs. Wisconsin, 2/7/87; at Pittsburgh, 12/6/86
- 6 Cory Bradford vs. Kansas, 12/19/98; vs. Ohio State, 1/30/99; vs. Minnesota, 3/4/99; vs. Michigan State, 3/7/99; vs. Michigan State, 2/6/01; vs. Arizona, 3/25/01

### Season

- 1. 96 Cory Bradford, 2000
- 2. 85 Cory Bradford, 1999
- 3. 78 Kevin Turner, 1998
- 4. 76 Kiwane Garris, 1997
- 76 Doug Altenberger, 1987
- 6. 75 Tom Michael, 1992
- 7. 72 Cory Bradford, 2001
- 8. 69 Richard Keene, 1996
- 9. 67 Matt Heldman, 1998
- 10. 64 Matt Heldman, 1997

### Career

- 1. 253 Cory Bradford, 1999-Present
- 2. 237 Richard Keene, 1993-96
- 3. 189 Kiwane Garris, 1994-97
- 4. 179 Kevin Turner, 1995-98
- 5. 161 Matt Heldman, 1995-98
- 6. 149 Tom Michael, 1991-94
- 7. 143 Jerry Hester, 1994-98
- 8. 105 Andy Kaufmann, 1989-93
- 9. 90 T.J. Wheeler, 1991-94
- 10. 82 Kendall Gill, 1987-90

### THREE-POINT FG ATTEMPTS

#### Game

- 1. 16 Kevin Turner vs. Indiana, 1/3/98
- 2. 14 Cory Bradford at Michigan State, 2/11/99
- 14 Andy Kaufmann vs. Missouri, 12/19/90
- 4. 13 P.J. Bowman vs. Iowa, 2/5/89
- 13 Doug Altenberger vs. Purdue, 2/23/87
- 13 Kevin Turner at UCLA, 12/30/97
- 13 Cory Bradford vs. Kansas, 12/18/99
- 13 Cory Bradford at Michigan, 1/16/00
- 9. 12 Kiwane Garris vs. Iowa, 2/9/97
- 12 Richard Keene vs. Iowa, 2/24/96
- 12 Richard Keene vs. Missouri, 12/22/94
- 12 Tom Michael vs. Connecticut, 1/4/92
- 12 Tom Michael at Temple, 12/10/91

#### Season

- 1. 255 Cory Bradford, 2000
- 2. 212 Kevin Turner, 1998
- 3. 205 Cory Bradford, 1999
- 4. 197 Kiwane Garris, 1997
- 5. 194 Cory Bradford, 2001
- 6. 186 Richard Keene, 1996
- 7. 173 Richard Keene, 1995
- 8. 165 Matt Heldman, 1998
- 9. 160 Doug Altenberger, 1987

- 10. 157 Kevin Turner, 1997

### Career

- 1. 654 Cory Bradford, 1999-Present
- 2. 617 Richard Keene, 1993-1996
- 3. 520 Kiwane Garris, 1994-97
- 4. 496 Kevin Turner, 1995-98
- 5. 398 Matt Heldman, 1995-98
- 6. 394 Jerry Hester, 1994-98
- 7. 332 Tom Michael, 1991-94
- 8. 276 Andy Kaufmann, 1989-93
- 9. 250 T.J. Wheeler, 1991-94
- 10. 219 Kendall Gill, 1987-90

### THREE-POINT FG PERCENTAGE

#### Game

(min. 5 made)

- 1. 1.000 Doug Altenberger (6-6) vs. Wisconsin, 2/7/87
- 2. 1.000 Sean Harrington (5-5) vs. Texas Southern, 11/26/00
- 3. .833 Richard Keene (5-6) at Iowa, 2/1/95
- .833 Kiwane Garris (5-6) at Indiana, 3/1/94
- 5. .750 Tom Michael (6-8) vs. Ohio State, 1/30/92
- 6. .714 Kevin Turner (5-7) vs. Texas-Pan American, 12/2/97
- .714 Kevin Turner (5-7) vs. Minnesota, 1/14/97
- .714 Matt Heldman (5-7) vs. Virginia Tech, 12/1/96
- .714 Kiwane Garris (5-7) vs. Northwestern, 2/14/96
- .714 Richard Keene (5-7) vs. Ball State, 12/9/95
- .714 Kiwane Garris (5-7) at Ohio State, 3/11/95
- .714 Richard Keene (5-7) vs. Iowa, 2/4/93
- .714 Tom Michael (5-7) vs. Indiana, 2/4/92
- .714 Kendall Gill (5-7) vs. Dayton, 3/15/90

#### Season

(min. 40 attempts)

- 1. .493 Tom Michael, 1992 (75-152)
- 2. .492 Stephen Bardo, 1989 (29-59)
- 3. .475 Doug Altenberger, 1987 (76-160)
- 4. .467 Tony Wysinger, 1987 (29-60)
- 5. .459 Sean Harrington, 2001 (51-111)
- 6. .458 Kendall Gill, 1989 (38-83)
- 7. .449 Andy Kaufmann, 1990 (22-49)
- 8. .438 Stephen Bardo, 1990 (28-64)
- 9. .425 Richard Keene, 1994 (48-113)
- 10. .423 Tom Michael, 1994 (30-71)

### Career

(min. 50 attempts)

- 1. .475 Doug Altenberger, 1983-87 (76-160)
- 2. .467 Tony Wysinger, 1984-87 (29-60)
- 3. .455 Stephen Bardo, 1987-90 (61-134)
- 4. .449 Tom Michael, 1991-94 (149-332)
- 5. .441 Sean Harrington, 2000-Present (71-161)



# RECORDS

## Individual Records

- 6. .405 Matt Heldman, 1995-98 (161-398)
- 7. .387 Cory Bradford, 1999-Present (253-654)
- 8. .384 Richard Keene, 1993-96 (237-617)
- 9. .380 Andy Kaufmann, 1989-93 (105-276)
- 10. .379 Rennie Clemons, 1991-93 (25-66)

### REBOUNDS

#### Game

- 1. 24 Skip Thoren at UCLA, 12/28/63
- 2. 23 Nick Weatherspoon vs. Michigan, 3/2/71
- 3. 22 Nick Weatherspoon vs. DePauw, 12/2/72
- 22 Deon Flessner vs. Georgia Tech, 12/30/66
- 22 Skip Thoren at Villanova, 12/29/64
- 22 Skip Thoren at Kentucky, 12/19/64
- 7. 21 Rich Jones at Northwestern, 3/7/66
- 21 Skip Thoren vs. Indiana, 1/4/65
- 21 Bill Burwell at Wisconsin, 2/19/62
- 21 Dave Downey vs. Creighton, 12/12/61

#### Season

- 1. 349 Skip Thoren, 1965
- 2. 331 Skip Thoren, 1964
- 3. 310 Eddie Johnson, 1980
- 4. 303 Ken Norman, 1987
- 5. 295 Nick Weatherspoon, 1973
- 6. 285 Nick Anderson, 1989
- 285 Don Freeman, 1966
- 8. 269 Dave Downey, 1962
- 9. 267 Eddie Johnson, 1981
- 267 Dave Downey, 1961

#### Career

- 1. 853 Efrem Winters, 1983-86
- 2. 846 Deon Thomas, 1991-94
- 3. 831 Eddie Johnson, 1978-81
- 4. 830 Skip Thoren, 1963-65
- 5. 806 Nick Weatherspoon, 1971-73
- 6. 790 Dave Downey, 1961-63
- 7. 742 Don Freeman, 1964-66
- 8. 723 Mark Smith, 1978-81
- 9. 703 Bill Burwell, 1961-63
- 10. 690 Neil Bresnahan, 1977-80

### ASSISTS

#### Game

- 1. 16 Tony Wysinger at Pittsburgh, 12/6/86
- 2. 15 Bruce Douglas vs. Houston, 12/14/83
- 3. 13 Kiwane Garris vs. Virginia Tech, 12/1/96
- 13 Bruce Douglas vs. Minnesota, 3/9/85
- 13 Frank Williams vs. Loyola-Chicago, 12/30/99
- 6. 12 Kiwane Garris vs. USC 3/14/97
- 12 Richard Keene vs. UIC, 12/4/93
- 12 Rennie Clemons vs. Oregon State, 12/7/90
- 12 Bruce Douglas vs. Wisconsin, 3/10/83
- 12 Bruce Douglas vs. Texas A&M, 11/27/82

- 12 Derek Harper vs. Michigan, 1/30/82
- 12 Derek Harper vs. Northwestern, 3/7/81
- 12 Derek Harper at Purdue, 2/28/81

#### Season

- 1. 200 Bruce Douglas, 1985
- 2. 199 Bruce Douglas, 1986
- 3. 192 Tony Wysinger, 1987
- 4. 189 Bruce Douglas, 1983
- 5. 180 Kiwane Garris, 1997
- 6. 177 Bruce Douglas, 1984
- 7. 157 Larry Smith, 1989
- 8. 156 Derek Harper, 1981
- 9. 148 Stephen Bardo, 1989
- 148 Frank Williams, 2001

#### Career

- 1. 765 Bruce Douglas, 1983-86
- 2. 502 Kiwane Garris, 1994-97
- 3. 495 Stephen Bardo, 1987-90
- 4. 459 Richard Keene, 1993-96
- 5. 419 Derek Harper, 1981-83
- 6. 397 Larry Smith, 1987-91
- 7. 385 Tony Wysinger, 1984-87
- 8. 354 Rennie Clemons, 1991-93
- 9. 352 Kendall Gill, 1987-90
- 10. 350 Mark Smith, 1978-81

### MINUTES

#### Game

- 1. 60 Bruce Douglas vs. Michigan, 1/28/84
- 2. 55 Doug Altenberger vs. Oregon, 11/25/84
- 55 Quinn Richardson vs. Michigan, 1/28/84
- 55 Efrem Winters vs. Michigan, 1/28/84
- 54 Doug Altenberger vs. Michigan, 1/28/84
- 6. 53 Bruce Douglas vs. Oregon, 11/25/84
- 7. 52 Anthony Welch vs. Oregon, 11/25/84
- 8. 51 Kiwane Garris vs. Missouri, 12/22/93
- 51 George Montgomery vs. Michigan, 1/28/84
- 10. 50 Bruce Douglas at Iowa, 2/2/84

#### Season

- 1. 1215 Eddie Johnson, 1980
- 2. 1203 Matt Heldman, 1998
- 3. 1182 Derek Harper, 1983
- 4. 1174 Bruce Douglas, 1985
- 5. 1127 Cory Bradford, 1999
- 6. 1125 Nick Anderson, 1989
- 7. 1124 Doug Altenberger, 1984
- 8. 1113 Doug Altenberger, 1985
- 1113 Bruce Douglas, 1984
- 10. 1112 Ken Norman, 1987



Skip Thoren holds two school records: single-game and single-season rebounds.



Bruce Douglas dished out a career-high 15 assists against Houston on Dec. 14, 1983.



# RECORDS

## Individual Records



Sergio McClain's 71 steals in 1998-99 rank seventh in the Illini record book.



Derek Holcomb blocked a school-record 86 shots in 1978-79, an average of 2.96 per game.

### Career

- 4373 Bruce Douglas, 1983-86
- 4033 Efreem Winters, 1983-86
- 3803 Kiwane Garris, 1994-97
- 3799 Deon Thomas, 1991-94
- 3730 Doug Altenberger, 1984-87
- 3629 Eddie Johnson, 1978-81
- 3517 Mark Smith, 1978-81
- 3464 Jerry Hester, 1994-98
- 3400 Richard Keene, 1993-96
- 3394 Stephen Bardo, 1987-90

### Career Starts

- 120 Efreem Winters, 1983-86
- 117 Bruce Douglas, 1983-86
- 113 Richard Keene, 1993-96
- 111 Kiwane Garris, 1994-97
- 110 Deon Thomas, 1991-94
- 99 Cory Bradford, 1999-2001
- 96 Anthony Welch, 1982-86
- 94 Eddie Johnson, 1978-81
- 94 Audie Matthews, 1975-78
- 93 Doug Altenberger, 1983-87

### Career Consecutive Starts

- 99 Cory Bradford, 1999-present
- 85 Richard Keene, 1993-96
- 84 Audie Matthews, 1975-78
- 72 Eddie Johnson, 1978-81

## STEALS

### Game

- 8 Bruce Douglas at Purdue, 2/25/84
- 7 Kendall Gill vs. Iowa, 3/4/90
- 7 Kenny Battle vs. Michigan, 3/9/88
- 7 Kendall Gill vs. Eastern Illinois, 12/8/86
- 7 Bruce Douglas at Michigan, 1/8/86
- 7 Bruce Douglas vs. Wisconsin-Green Bay, 12/4/85
- 7 Bruce Douglas vs. Northwestern, 2/14/85
- 7 Bruce Douglas vs. Northwestern, 2/8/84
- 7 Derek Harper vs. Michigan, 2/17/83
- 6 (16 times)

### Season

- 89 Kenny Battle, 1989
- 88 Bruce Douglas, 1986
- 85 Bruce Douglas, 1985
- 78 Bruce Douglas, 1983
- 74 Frank Williams, 2000
- 73 Bruce Douglas, 1984
- 72 Kenny Battle, 1988
- 72 Derek Harper, 1983
- 71 Sergio McClain, 1999
- 67 Derek Harper, 1982
- 67 Frank Williams, 2001

### Career

- 324 Bruce Douglas, 1983-86
- 218 Kendall Gill, 1987-90
- 210 Sergio McClain, 1998-2001

- 178 Derek Harper, 1981-83
- 161 Kenny Battle, 1988-89
- 161 Mark Smith, 1978-81
- 141 Frank Williams, 2000-present
- 135 Stephen Bardo, 1987-90
- 133 Doug Altenberger, 1983-87
- 127 Rennie Clemons, 1991-93

## BLOCKED SHOTS

### Game

- 11 Derek Holcomb vs. South Carolina, 12/8/78
- 7 Deon Thomas vs. Northwestern, 2/26/92
- 7 Derek Holcomb vs. Centenary, 12/9/78
- 6 James Griffin vs. Wisconsin, 2/4/82
- 6 Derek Holcomb at Northwestern, 1/8/81
- 6 James Griffin vs. Denver, 11/28/78
- 6 Brian Cook vs. Minnesota, 1/3/01
- 6 Marcus Griffin vs. N'western, 2/3/01
- 5 (14 times)

### Season

- 86 Derek Holcomb, 1979
- 56 James Griffin, 1982
- 54 Deon Thomas, 1991
- 48 Ken Norman, 1987
- 46 Derek Holcomb, 1980
- 45 Brian Cook, 2001
- 44 Marcus Griffin, 2001
- 44 Deon Thomas, 1992
- 42 Derek Holcomb, 1981
- 42 Deon Thomas, 1993
- 41 Marcus Griffin, 2000

### Career

- 177 Deon Thomas, 1991-94
- 174 Derek Holcomb, 1979-81
- 156 James Griffin, 1979-82
- 103 Efreem Winters, 1983-86
- 89 Ken Norman, 1985-87
- 87 Lowell Hamilton, 1986-89
- 85 Marcus Griffin, 2000-01
- 85 Scott Meents, 1983-86
- 79 Jarrod Gee, 1995-98
- 73 Brian Cook, 2000-01
- 60 Nick Anderson, 1988-89



# RECORDS

## Season Team Highs

### SCORING

1965	.....92.2
1956	.....90.7
1966	.....87.4
1989	.....86.4
1967	.....86.1

### FIELD GOAL PERCENTAGE

1986	..54.2 (990-1828)
1989	..51.3 (1200-2340)
1987	..51.3 (956-1865)
1981	..50.9 (916-1799)
1988	..50.6 (1067-2107)

### ASSISTS

1987	.....19.3 (598)
1981	.....19.0 (547)
1985	.....18.0 (630)
1989	.....17.8 (639)
1980	.....17.7 (618)

### TURNOVERS, LEAST

1981	.....10.6 (306)
1984	.....11.0 (342)
1980	.....11.3 (397)
1996	.....11.4 (352)
1986	.....12.7 (407)

### STEALS

1989	.....9.5 (341)
1988	.....9.4 (310)
2000	.....9.3 (297)
1999	.....8.4 (269)
1990	.....8.1 (236)

### BLOCKED SHOTS

1987	.....4.7 (144)
1978	.....4.4 (162)
2001	.....4.2 (146)
1981	.....4.1 (120)
1991	.....4.0 (123)

### SCORING DEFENSE

(since 1950)

1984	.....56.0
1985	.....57.2
1950	.....59.0
1982	.....59.2
1986	.....61.2



The 1986-87 Illini averaged the most assists (19.3) and blocked shots (4.7) in school history.





# RECORDS

## Illinois Team Records

### SINGLE GAME RECORDS



**Doug Altenberger was a perfect 6-of-6 from three-point range against Wisconsin on Feb. 17, 1987.**

Most Points	127	.. Illinois vs. Louisiana State (100)	12/22/88 (A)
Most Field Goals	53	.. Illinois (53-78) vs. LSU (36-72)	12/22/88 (A)
	53	.. Illinois (53-92) vs. Long Island (28-85)	3/10/82 (H)
Most Field-Goal Attempts	132	.. Illinois (31-132) vs. Colgate (20-75)	2/30/48 (H)
Best Field-Goal Accuracy	.691	.. Illinois (38-55) vs. Wis.-Green Bay (16-48)	12/4/85 (H)
Most Three-Point Goals	14	.. Illinois (14-34) vs. Iowa (8-18)	2/24/96 (H)
Most Three-Point Attempts	34	.. Illinois (14-34) vs. Iowa (8-18)	2/24/96 (H)
Best Three-Point Accuracy (12 att. min.)	.667	.. Illinois (8-12) vs. Ohio State (7-18)	3/6/93 (H)
Most Free Throws	38	.. Illinois (38-52) vs. Texas (18-29)	12/20/97 (H)
Most Free-Throw Attempts	52	.. Illinois (38-52) vs. Texas (18-29)	12/20/97 (H)
Best Free-Throw Accuracy (12 att. min.)	1.000	.. Illinois (16-16) vs. Wisconsin (11-15)	1/17/85 (A)
	1.000	.. Illinois (24-24) vs. Penn State (8-16)	1/21/93 (H)
Most Rebounds	79	.. Illinois (79) vs. Wisconsin (51)	2/16/59 (H)
Most Turnovers	31	.. Illinois (31) 62 vs. Minnesota (14)	3/4/72 (A)
Most Assists	35	.. Illinois (35) vs. Long Island (16)	3/10/82 (H)
	35	.. Illinois (35) vs. Utah State (11)	12/7/85 (H)
Most Steals	20	.. Illinois (20) vs. Texas-Arlington (9)	11/24/78 (H)
	20	.. Illinois (20) vs. Purdue (10)	2/23/87 (H)
Most Blocked Shots	14	.. Illinois (14) vs. Denver (1)	11/28/78 (H)
Most Personal Fouls	36	.. Illinois (36) vs. Arizona (23)	3/25/01 (N)
Most Men Fouled Out	6	.. Illinois (6) vs. Arizona (0)	3/25/01 (N)
Highest Winning Score	127	.. Illinois 127 vs. Louisiana State 100	12/22/88 (A)
Highest Losing Score	107	.. Illinois 107 vs. Missouri 108 (3OT)	12/22/93 (N)
Lowest Winning Score (Modern era)	38	.. Illinois 38 vs. Wisconsin 31	1/1/46 (A)
Lowest Losing Score (Modern era)	31	.. Illinois 31 vs. Minnesota 34	1/6/47 (H)
Largest Victory Margin (Home)	69	.. Illinois 121 vs. Chicago State 52	12/18/93 (H)
Largest Victory Margin (Away)	42	.. Illinois 86 vs. Northwestern 44	2/27/43 (A)
Longest Winning Streak	25 games	.. 2/21/14 thru 2/9/16	
Longest Winning Streak to Open Season	17 games	.. 11/26/88 thru 1/26/89	
Longest Losing Streak	11 games	.. 1/12/74 thru 2/18/74	

*NOTE - Some statistical categories have been recorded only in recent years.*

*Records for the following categories only go back as far as the season in which they were first kept: Fouls - 1926; FG Att. - 1942; FT Att. - 1942; Rebounds - 1959; Turnovers - 1968; Assists - 1971; Blocked shots - 1978; Steals - 1978; Minutes - 1978; Games - 1906*

### TEAM SEASON

Most Points	3,110	1989 (36 games, 86.4 avg.)
Most Field Goals	1,200	1989 (36 games, 1200-2340)
Most Field-Goal Attempts	2,340	1989 (36 games, 1200-2340)
Best Field-Goal Accuracy	.544	1986 (32 games, 990-1828)
Most Three-Point Goals	247	2001 (35 games, 247-678)
Most Three-Point Attempts	678	2001 (35 games, 247-678)
Best Three-Point Accuracy	.461	1987 (31 games, 112-243)
Most Free Throws	620	2001 (35 games, 620-880)
Most Free-Throw Attempts	880	2001 (35 games, 620-880)
Best Free-Throw Accuracy	.744	1997 (32 games, 514-691)
Most Rebounds	1,349	1963 (26 games, 51.9 avg.)
	1,400	2001 (35 games, 40.0 avg.)
Most Turnovers	566	1999 (32 games, 17.7 avg.)
Most Personal Fouls	772	2001 (35 games, 22.1 avg.)
Most Men Fouled Out	30	1976-77 (30 games, 1.0 avg.)
Most Assists	639	1989 (36 games, 17.8 avg.)
Most Blocked Shots	162	1979 (30 games, 5.4 avg.)
Most Steals	341	1989 (36 games, 9.5 avg.)

### ALL-TIME BIG TEN STANDINGS

Team (started Big Ten play)	Wins	Losses	Pct.	Years	Games
Indiana (1905)	772	523	.596	94a	1295
Purdue (1905)	785	544	.592	96	1329
Illinois (1905)	773	573	.574	96	1346
Michigan (1917)	639	571	.528	84	1210
Michigan State (1950)	430	388	.527	50	818
Ohio State (1912)	647	611	.514	89	1258
Iowa (1908)	636	617	.508	89b	1253
Minnesota (1905)	641	696	.479	94	1337
Wisconsin (1905)	593	751	.441	96	1344
Penn State (1993)	57	97	.370	9	154
Chicago (1905)	168	296	.362	40c	464
Northwestern (1908)	411	885	.317	93	1296

a - missed 1906-07 season;  
 b - missed 1907-08 season;  
 c - Missed 1944-45 season, dropped out of conference after 1945-46 season.

# RECORDS

## Combined Team Records

### TEAM RECORDS (SINGLE GAME, BOTH TEAMS)

Most Points	.236	Illinois 120 vs. Wisconsin-Milwaukee	116	12/3/90 (H)
Most Field Goals	.92	Illinois (46-84) vs. Arizona (46-90)		11/28/77 (H)
Most Field-Goal Attempts	.207	Illinois (31-132) vs. Colgate (20-75)		12/30/48 (H)
Best Field-Goal Accuracy	.601	Michigan (45-68) vs. Illinois (38-70)		2/23/78 (A)
Most Free Throws	.69	Illinois (36-48) vs. Northwestern (33-47)		2/5/55 (H)
Most Free-Throw Attempts	.95	Illinois (36-48) vs. Northwestern (33-47)		2/5/55 (H)
Best Free-Throw Accuracy	.962	Illinois (7-8) vs. Michigan State (18-18)		1/12/86 (A)
Most Rebounds	.130	Illinois (79) vs. Wisconsin (51)		2/16/59 (H)
Most Turnovers	.65	Indiana (37) vs. Illinois (28)		2/12/73 (A)
Most Personal Fouls	.73	Illinois (33) vs. Purdue (40)		3/1/52 (A)
Most Men Fouled Out	.11	Illinois (5) vs. Purdue (6)		3/1/52 (A)

### TEAM RECORDS (SEASON, BOTH TEAMS)

Most Points	.5760	1989 (36 games)	Illinois 3110, Opponent 2650
Most Field Goals	.2227	1989 (36 games)	Illinois 1200-2340/Opponent 1027-2228
Most Field-Goal Attempts	.4568	1989 (36 games)	Illinois 1200-2340/Opponent 1027-2228
Best Field-Goal Accuracy	.487	1989 (36 games)	(.2227-4568) Illinois 1200-2340/Opponent 1027-2228
Most Free Throws	.1108	1956 (22 games)	Illinois 534-725/Opponent 574-813
	.1212	2001 (35 games)	Illinois 620-880/Opponent 592-860
Most Free-Throw Attempts	.1538	1956 (22 games)	Illinois 534-725/Opponent 574-813
		1991 (31 games)	Illinois 580-850/Opponent 473-688
	.1740	2001 (35 games)	Illinois 620-880/Opponent 592-860
Best Free-Throw Accuracy	.732	1963 (26 games, 972-1327)	Illinois 491-670/Opponent 481-657
Most Rebounds	.2620	1963 (26 games, 100.8 avg.)	Illinois 1349/Opponent 1217
Highest Rebound Average	.110.7	1959 (22 games, 2435)	Illinois 1179/Opponent 2117
Most Turnovers	.34.1 avg.	1983 (33 games, 34.1 avg.)	Illinois 500/Opponent 625
Most Personal Fouls	.1548	2001 (35 games, 44.2 avg.)	Illinois 772/Opponent 776
Most Men Foul Out	.59	2001 (35 games, 1.7 avg.)	Illinois 29, Opponent 30



# RECORDS

## Opponent Records

### OPPONENT TEAM RECORDS

Most Points	.120	UCLA 120 vs. Illinois 82	1/29/67 (N)
Most Field Goals	.56	UCLA (56-105) vs. Illinois (32-76)	1/29/67 (N)
Most Field-Goal Attempts	.105	UCLA (56-105) vs. Illinois (32-76)	1/29/67 (N)
Best Field-Goal Accuracy	.697	Indiana (23-33) vs. Illinois (24-59)	3/5/83 (A)
Most Three-Point Goals	.15	Wisconsin-Milwaukee (15-41) vs. Illinois (8-13)	12/3/90 (H)
Most Three-Point Attempts	.41	Wisconsin-Milwaukee (15-41) vs. Illinois (8-13)	12/3/90 (H)
Best Three-Point Accuracy	.900	Wisconsin (9-10) vs. Illinois (3-33)	1/25/97 (H)
Most Free Throws	.43	Arizona (43-56) vs. Illinois (20-25)	3/25/01 (N)
Most Free-Throw Attempts	.56	Arizona (43-56) vs. Illinois (20-25)	3/25/01 (N)
Best Free-Throw Accuracy	1.000	Ohio St. (10-10) vs. Illinois (21-27)	2/17/73 (H)
(10 att. min.)	1.000	Michigan St. (18-18) vs. Illinois (7-8)	1/12/86 (A)
	1.000	Northwestern (15-15) vs. Illinois (11-24)	2/26/92 (H)
Most Rebounds	.74	Indiana (74) vs. Illinois (47)	2/25/61 (A)
Most Turnovers	.37	Indiana (37) vs. Illinois (28)	2/12/73 (A)
Most Personal Fouls	.41	Dayton (41) vs. Illinois (23)	3/21/52 (N)
Most Men Fouled Out	.6	Purdue (6) vs. Illinois (5)	3/1/52 (A)

### OPPONENT INDIVIDUAL SINGLE-GAME RECORDS

Points	50	Von McDade, Wisconsin-Milwaukee (12/3/90)
Field Goals	21	Lew Alcindor (21-27), UCLA (1/29/67)
Three-Point Field Goals (min. 5 attempts)	9	Von McDade, Wisconsin-Milwaukee (12/3/90)
Free Throws	19	Ken Pannington (19-22), Butler (12/3/59)
Rebounds	26	Michael Graney, Notre Dame (1/24/59)
Assists	14	Tony Miller, Marquette (12/7/93)
	14	Quinn Buckner, Indiana (2/18/74)
Steals	7	Pat Baldwin, Northwestern (3/2/91)
Blocked Shots	8	Roy Rogers, Alabama (3/13/96)



# RECORDS

## Assembly Hall Records

### INDIVIDUAL SINGLE GAME

Most Points by an Illinois player	.46	Andy Kaufmann vs. Wisconsin-Milwaukee	12/3/90
Most Points by an Opponent	.50	Von McDade (Wisconsin-Milwaukee)	12/3/90
Most Field Goals	.19	Rudy Tomjanovich (Michigan) (19-27)	2/22/69
Most Field-Goal Attempts	.44	Von McDade (Wisconsin-Milwaukee) (15-44)	12/3/90
Best Field-Goal Accuracy (10 att. min.)	1.000	Ken Norman (Illinois) vs. Houston (10-10)	12/14/85
		Derek Harper (Illinois), vs. Michigan State (11-11)	2/19/83
Most Three-Point Goals	.9	Von McDade (Wisconsin-Milwaukee)	12/3/90
Most Three-Point Field Goal Attempts	.22	Von McDade (Wisconsin-Milwaukee)	12/3/90
Best Three-Point Field Goal Accuracy (minimum 5 attempts)	1.000	Doug Altenberger (Illinois) vs. Wisconsin (6-6)	2/17/87
	1.000	Sean Harrington (Illinois) vs. Texas Southern (5-5)	11/26/00
Most Free Throws	.17	Kiwane Garriss (Illinois) vs. Ohio State (17-18)	3/5/97
		Wayne Radford (Indiana) vs. Illinois (17-19)	3/2/78
Best Free-Throw Accuracy (10 att. min.)	1.000	C. J. Kupec (Michigan) (14-14)	1/2/75
Most Rebounds	.23	Nick Weatherspoon (Illinois) vs. Michigan	3/2/71
	.23	Joe Franklin (Wisconsin)	12/19/66
Most Assists	.15	Bruce Douglas (Illinois) vs. Houston	12/14/85
Most Steals	.7	Kendall Gill (Illinois) vs. Eastern Illinois	3/4/90
	.7	Kenny Battle (Illinois) vs. Michigan	3/9/88
	.7	Bruce Douglas (Illinois) vs. Iowa	12/8/86
Most Blocks	.11	Derek Holcomb (Illinois) vs. South Carolina	12/8/78
Most Minutes	.60	Bruce Douglas (Illinois) vs. Michigan	1/28/84

### ATTENDANCE

High Attendance for Game	Illinois 66, Minnesota 67	3/9/96
Low Attendance for Game	Illinois 90, North Dakota St. 73	12/8/75
High Attendance for Season	271,375	1979-80 (19 games, 14,283 avg.)
High Average Attendance for Season	16,128	1970-71 (11 games, 177,408 total)
Low Attendance for Season	72,949	1973-74 (11 games, 6,632 avg.)
Consecutive Sellouts	32	first, vs. Michigan (1/14/89); 32nd vs. Iowa (3/4/90)
Most Sellouts In a Season	11	1970-71

### ILLINOIS ATTENDANCE

Season	Record	Games	Attendance	Average Attendance	High Game	Sell-outs
1962-63	2-0	2	32,144	16,072	16,137	
1963-64	7-3	10	143,650	14,365	16,128	1
1964-65	9-1	10	115,256	11,526	16,128	2
1965-66	7-3	10	79,661	7,966	9,838	0
1966-67	8-1	9	73,654	8,184	11,047	0
1967-68	4-5	9	80,203	8,911	12,857	0
1968-69	12-0	12	165,254	13,771	16,128	5
1969-70	7-4	11	157,206	14,291	16,128	5
1970-71	6-5	11	177,408	16,128	16,128	11
1971-72	7-3	10	136,972	13,697	16,017	0
1972-73	10-1	11	109,433	9,948	11,892	0
1973-74	4-7	11	72,949	6,632	7,771	0
1974-75	5-7	12	96,773	8,064	14,127	0
1975-76	11-4	15	106,444	7,096	16,128	1
1976-77	10-4	14	106,139	7,581	11,172	0
1977-78	9-5	14	122,071	8,719	11,938	0
1978-79	7-6	13	184,715	14,209	16,503	5
1979-80	14-5	19	271,375	14,283	16,647	6
1980-81	12-2	14	217,330	15,523	16,663	9
1981-82	12-4	16	244,908	15,306	16,768	6
1982-83	13-2	15	194,384	12,958	15,386	0
1983-84	13-2	15	194,145	12,943	16,166	3
1984-85	15-0	15	235,736	15,715	16,764	7
1985-86	12-3	15	200,205	14,300	16,676	5
1986-87	13-2	15	227,641	15,176	16,793	5
1987-88	13-3	16	245,895	15,368	16,712	7
1988-89	17-0	17	262,215	15,424	16,563	9
1989-90	13-1	14	224,443	16,031	16,289	4
1990-91	12-4	16	217,003	13,563	16,321	1
1991-92	11-5	16	207,995	13,000	16,281	0
1992-93	12-4	16	213,949	13,372	16,321	3
1993-94	15-1	16	240,301	15,019	16,321	5
1994-95	11-3	14	221,772	15,841	16,450	5
1995-96	10-5	15	236,674	15,778	16,863	5
1996-97	12-2	14	193,364	13,812	16,450	3
1997-98	13-1	14	191,689	13,692	16,450	5
1998-99	5-8	13	171,246	13,173	16,450	1
1999-2000	12-1	13	189,507	14,578	16,450	3
2000-01	12-0	12	185,630	15,469	16,683	8
39 years	397-116	513	6,747,339	13,153	16,863	130



Andy Kaufmann scored 46 points against Wisconsin-Milwaukee on Dec. 3, 1990, an Illini Assembly Hall record.



# RECORDS

## Illinois Team Assembly Hall Records

### ILLINOIS TEAM HIGHS


Most Points, Game	126	.. Illinois 126 vs. Long Island 78	3/10/82
Most Points, One Half	75	.. (2nd Half) Illinois 121 vs. Michigan State 89	3/9/65
Most Field Goals	53	.. Illinois (53-92) vs. Long Island (28-85)	3/10/82
Most Field-Goal Attempts	97	.. Illinois (43-97) vs. Rice (25-63)	12/22/75
Best Field-Goal Accuracy	.678	.. Illinois (40-59) vs. Indiana (32-79)	1/6/70
Most Three-Point Goals	14	.. Illinois (14-34) vs. Iowa (8-18)	2/24/96
Most Three-Point Field Goal Attempts	34	.. Illinois (14-34) vs. Iowa (8-18)	2/24/96
Best Three-Point Field Goal Accuracy	.875	.. Illinois (7-8) vs. Eastern Illinois (13-21)	12/1/90
Most Free Throws	38	.. Illinois (38-52) vs. Texas (18-29)	12/20/97
Most Free-Throw Attempts	52	.. Illinois (38-52) vs. Texas (18-29)	12/20/97
Best Free-Throw Accuracy	.962	.. Illinois (25-26) vs. Northwestern (17-20)	1/5/80
Most Rebounds	70	.. Illinois (70) vs. DePauw (35)	12/2/72
Most Assists	41	.. Illinois (41) vs. Butler (22)	12/1/70
Most Steals	20	.. Illinois (20) vs. Purdue (10)	2/23/87
	20	.. Illinois (20) vs. Texas-Arlington (9)	11/24/78
Most Blocks	14	.. Illinois (14) vs. Denver (3)	11/28/78
Most Turnovers	26	.. Illinois (26) vs. Michigan State (29)	2/24/73
Most Personal Fouls	33	.. Illinois (33) vs. Iowa (29)	1/15/77
Most Men Fouled Out	4	.. Illinois (4) vs. Iowa (1)	1/15/77
Highest Winning Score	126	.. Illinois 126 vs. Long Island 78	3/10/82
Highest Losing Score	89	.. Illinois 89 vs. Indiana 112	2/24/75
Widest Victory Margin	56	.. Illinois 109 vs. Illinois-Chicago 53	12/11/87
Longest Winning Streak	31	.. 1/15/84 to 1/4/86	
Longest Losing Streak	4	.. 2/16/71 thru 3/9/71; 1/18/75 thru 2/3/75;	
		.. 1/12/74 thru 2/18/74; 2/17/79 thru 12/4/79;	
		.. 1/19/99 thru 1/30/99	

### ILLINOIS TEAM LOWS

Fewest Points, Game	44	.. Illinois 44 vs. Purdue 52	2/18/82
Fewest Points, One Half	12	.. (1st Half) Illinois 12 vs. Purdue 16	2/18/82
Fewest Field Goals	14	.. Illinois (14-33) vs. Illinois State (16-36)	12/15/79
Fewest Field-Goal Attempts	33	.. Illinois (14-33) vs. Illinois State (16-36)	12/15/79
Worst Field-Goal Accuracy	.234	.. Illinois (15-64) vs. Ohio State (25-65)	2/19/72
Fewest Free Throws	2	.. Illinois (2-7) vs. Houston (14-22)	12/9/67
	2	.. Illinois (2-10) vs. Northwestern (23-29)	3/1/79
Fewest Free-Throw Attempts	5	.. Illinois (4-5) vs. NC-Charlotte (8-17)	11/25/77
	5	.. Illinois (3-5) vs. Iowa (10-14)	1/4/86
Worst Free-Throw Accuracy	.200	.. Illinois (2-10) vs. Northwestern (23-29)	3/1/79
Fewest Rebounds	15	.. Illinois (15) vs. Kentucky (25)	12/24/83
Fewest Assists	3	.. Illinois (3) vs. Northwestern (13)	1/9/99
Fewest Turnovers	3	.. Illinois (3) vs. Georgia Tech (21)	1/22/89
Fewest Personal Fouls	4	.. Illinois (4) vs. Wisconsin-Green Bay (12)	12/4/85
Lowest Winning Score	46	.. Illinois 46 vs. Michigan State 40	1/26/84
Lowest Losing Score	44	.. Illinois 44 vs. Purdue 52	2/18/82



Richard Keene made six of Illinois' 14 three-point field goals against Iowa on Feb. 24, 1996.



Jerry Hester went 10-for-11 from the line against Texas on Dec. 20, 1997, as the team set an Assembly Hall record (38-for-52) from the line.



# RECORDS

## Combined Team Assembly Hall Records

### TEAM HIGHS - BOTH TEAMS


Most Points, Game	.236	Illinois 120 vs. Wisconsin-Milwaukee 116, 2OT	12/3/90
Most Points, One Half	.132	(2nd half) Illinois (70) vs. Iowa (62)	3/4/90
Most Field Goals	.92	Illinois (46-84) vs. Arizona (46-90)	11/28/77
Most Field-Goal Attempts	.180	Illinois (41-91) vs. Minnesota (38-89)	2/19/66
Best Field-Goal Accuracy	.570	Illinois (46-69) vs. Ohio State (31-66)	2/17/88
Most Free Throws	.61	Illinois (37-43) vs. Wisconsin (24-31)	2/27/94
Most Free-Throw Attempts	.88	Illinois (25-50) vs. Northwestern (31-38)	3/4/63
Best Free-Throw Accuracy	.933	Illinois (8-9) vs. Michigan State (20-21)	2/6/86
Most Rebounds	.126	Michigan (71) vs. Illinois (55)	1/11/72
Most Assists	.63	Illinois (41) vs. Butler (22)	12/1/70
Most Turnovers	.55	Illinois (26) vs. Michigan State (29)	2/24/73
Most Personal Fouls	.62	Iowa (29) vs. Illinois (33)	1/15/77
Most Men Fouled Out	.7	Illinois (3) vs. Northwestern (4)	2/4/67

### TEAM LOWS - BOTH TEAMS

Most Men Fouled Out	.7	Illinois (3) vs. Northwestern (4)	2/4/67
Fewest Points, Game	.86	Illinois 46 vs. Michigan State 40	1/26/84
Fewest Points, One Half	.26	(2nd) Ohio State (12) vs. Illinois (14)	1/14/82
Fewest Field Goals	.30	Illinois (14-33) vs. Illinois State (16-36)	12/15/79
Fewest Field-Goal Attempts	.69	Illinois (14-33) vs. Illinois State (16)	12/15/79
Worst Field-Goal Accuracy	.310	Illinois (15-64) vs. Ohio State (25-65)	2/19/72
Fewest Free Throws	.8	Illinois (7-10) vs. Michigan State (1-7)	1/11/79
Fewest Free-Throw Attempts	14	Illinois (8-12) vs. Wisconsin-Green Bay (2-2)	12/4/85
Worst Free-Throw Accuracy	.417	Illinois (11-26) vs. Creighton (9-22)	12/13/69
Fewest Rebounds	.40	Illinois (15) vs. Kentucky (25)	12/24/84
Fewest Assists	.15	Illinois (6) vs. Valparaiso (9)	12/4/72
Fewest Turnovers	.13	Illinois (5) vs. Penn State (8)	1/21/93
	.13	Illinois (5) vs. Wisconsin (8)	3/10/84
Fewest Personal Fouls	.16	Illinois (4) vs. Wisconsin-Green Bay (12)	12/4/85



**Nick Weatherspoon's 23 rebounds against Michigan on March 2, 1971 are an Assembly Hall record.**



**Kiwane Garris led all players shooting 16-of-20 from the line against Wisconsin on Feb. 27, 1994.**



# RECORDS


## Opponent Team Assembly Hall Records

### OPPONENT TEAM HIGHS

Most Points, Game	116	Wisconsin-Milwaukee 116 vs. Illinois 120, 2OT	12/3/90
Most Points, One Half	62	(2nd Half) Iowa vs. Illinois 70	3/4/90
Most Field Goals	47	Indiana (47-82) vs. Illinois (38-80)	2/24/75
Most Field-Goal Attempts	100	Chicago State (34-100) vs. Illinois (32-61)	12/4/86
Best Field-Goal Accuracy	.654	Northwestern (34-52) vs. Illinois (32-70)	3/9/71
Most Three-Point Goals	15	Wisconsin-Milwaukee (15-41) vs. Illinois (8-13) 2OT	12/3/90
Most Three-Point Field Goal Attempts	41	Wisconsin-Milwaukee (15-41) vs. Illinois (8-13) 2OT	12/3/90
Best Three-Point Field Goal Accuracy (minimum 10 attempts)	.900	Wisconsin (9-10) vs. Illinois (3-33)	1/25/97
Most Free-Throw Attempts	46	Indiana (32-46) vs. Illinois (22-25)	1/13/96
Most Free Throws	32	Iowa (32-45) vs. Illinois (25-31)	1/15/77
	32	Indiana (32-46) vs. Illinois (25-31)	1/13/96
Best Free-Throw Accuracy (7 att. min.)	1.000	Northwestern (15-15) vs. Illinois (11-24)	2/26/92
Most Rebounds	71	Michigan (71) vs. Illinois (55)	1/11/72
Most Assists	31	Indiana (31) vs. Illinois (27)	2/24/75
Most Turnovers	35	Texas-Pan American (35) vs. Illinois (18)	12/8/99
Most Personal Fouls	34	Tulane (34) vs. Illinois (25)	12/3/73
	34	Iowa (34) vs. Illinois (13)	3/4/90
Most Men Fouled Out	4	West Virginia (4) vs. Illinois (1)	12/11/65
	4	Northwestern (4) vs. Illinois (3)	2/4/67
	4	Tulane (4) vs. Illinois (1)	12/3/73
Highest Winning Score	112	Indiana 112 vs. Illinois 89	2/24/75
Highest Losing Score	116	Wisconsin-Milwaukee 116 vs. Illinois 120 2OT	12/3/90
Widest Victory Margin	24	Michigan 101 vs. Illinois 77	2/2/74

### OPPONENT TEAM LOWS

Fewest Points, Game	34	Wisconsin-Green Bay 34 vs. Illinois 84	12/4/85
Fewest Points, One Half	10	(1st Half) So. Mississippi (10) vs. Illinois (40)	12/3/84
Fewest Field Goals	13	Northwestern (13-48) vs. Illinois (31-51)	1/18/86
	13	Tennessee-Martin (13-52) vs. Illinois (29-66)	11/23/98
	13	Wisconsin-Milwaukee (13-60) vs. Illinois (27-50)	12/6/00
	13	Michigan (13-47) vs. Illinois (28-64)	1/13/01
Fewest Field-Goal Attempts	33	North Dakota (15-33) vs. Illinois (38-89)	12/9/68
Worst Field-Goal Accuracy	.217	Wisconsin-Milwaukee (13-60) vs. Illinois (27-50)	12/6/00
Fewest Free Throws	1	Minnesota (1-4) vs. Illinois (8-15)	2/11/88
	1	Minnesota (1-1) vs. Illinois (8-11)	1/5/84
	1	Michigan State (1-7) vs. Illinois (7-10)	1/11/79
Fewest Free-Throw Attempts	1	Minnesota (1-1) vs. Illinois (8-11)	1/5/84
Worst Free-Throw Accuracy	.143	Michigan State (1-7) vs. Illinois (7-10)	1/11/79
Fewest Rebounds	14	Indiana (14) vs. Illinois (29)	3/4/84
Fewest Assists	1	Iowa (1) vs. Illinois (10)	1/28/91
Fewest Turnovers	5	seven occasions	
Fewest Personal Fouls	7	Michigan (7) vs. Illinois (16)	3/2/71
Lowest Winning Score	51	Ohio State 51 vs. Illinois 50, OT	1/14/82
	51	Michigan State 51 vs. Illinois 49	1/16/99
Lowest Losing Score	34	Wisconsin-Green Bay 34 vs. Illinois 84	12/4/85



**Kenny Battle was 10-of-13 from the field against Ohio State on Feb. 17, 1988 in a game where both teams combined to shoot 57 percent from the floor.**



# All-Time Coaches



Lou Henson coached the Illini from 1976-96

COACH	YEARS	NO. YEARS	BIG TEN TITLES	NCAA TOUR. APPEARANCES	OVERALL RECORD	BIG TEN RECORD
Elwood Brown	1905-06	1	0	-	6-8/.429	3-6/.333
F.L. Pinckney	1906-07	1	0	-	1-10/.091	0-8/.000
Fletcher Lane	1907-08	1	0	-	20-6/.769	6-5/.545
H.V. Juul	1908-1910	2	0	-	12-10/.545	10-10/.500
T.E. Thompson	1910-12	2	0	-	14-14/.500	10-13/.435
Ralph Jones	1912-1920	8	2	-	85-34/.714	64-31/.674
Frank Winters	1920-22	2	0	-	25-12/.676	14-10/.583
J. Craig Ruby	1923-36	14	2	-	148-95/.609	94-74/.560
Doug Mills	1937-47	11	3	-	151-66/.696	88-46/.657
Harry Combes	1948-67	20	4	4	316-150/.678	174-104/.626
Harv Schmidt	1968-74	7	0	0	89-77/.536	43-55/.439
Gene Bartow	1975	1	0	0	8-18/.308	4-14/.222
Lou Henson	1976-96	21	1	12	423-224/.654	214-164/.567
Lon Kruger	1997-2000	4	1	3	81-48/.628	38-28/.576
Bill Self	2001-02	1	1	1	27-8/.771	13-3/.813





# RECORDS

## All-Time Assistant Coaches

Mark Bial, 1979 (GA), 1995-96

Lou Boudreau, 1942

Howie Braun, 1937-67

Bob Brown, 1973-74

Dick Campbell, 1968-74

Steve Carroll, 1986 (GA)

Levi Cobb, 1981 (GA)

Jimmy Collins, 1984-96

Mark Coomes, 1976 (GA), 1986-94

Brian Dutcher, 1986 (GA)

Ralph Fletcher, 1943

Nat Frazier, 1971

Cliff Fulton, 1951

John Giannini, 1988 (GA)

Billy Gillispie, 2001-02

Jodie Harrison, 1973-74

Steve Henson, 1999-2000

Bob Hildebrand, 1978 (GA)

Bob Hull, 1981-85

Leroy Hunt, 1975

Rob Judson, 1997-2001

Roger Lowe, 1987 (GA)

Larry Lubin, 1980 (GA)

Cal Luther, 1952-53

Don Maurer, 1987 (GA)

Wayne McClain, 2002

Robert McCullum, 1997-2000

Doug Mills, 1936

Bill Molinari, 1977 (GA)

Dick Nagy, 1980-96

Scott Nagy, 1989-90 (GA)

Tom Pelkofer, 1992 (GA)

Norm Roberts, 2001-02

Wally Roettger, 1937-49

Mike Shepherd, 1997-98

Dan Smith, 1981-83

Marshall Stoner, 1973-74

Anthony Welch, 1991-92 (GA)

Les Wothke, 1976-79

Jim Wright, 1958-72

Tony Yates, 1975-83



Lon Kruger's 1999-2000 coaching staff included (from left): Steve Henson, Kruger, Rob Judson and Robert McCullum.



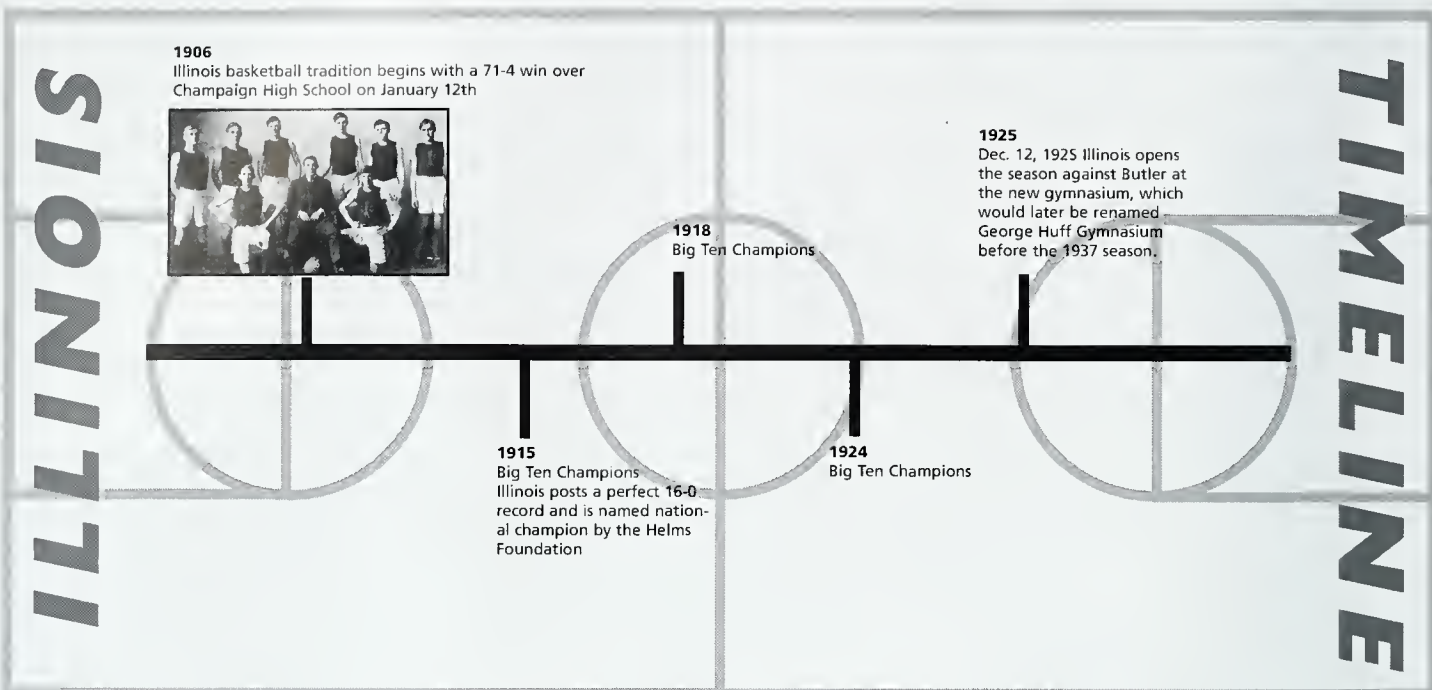




## **ILLINOIS TRADITION**

<b>Illinois Timeline . . . . .</b>	<b>162</b>
<b>Illinois' All-Americans . . .</b>	<b>168</b>
<b>All-Big Ten Selections . . .</b>	<b>170</b>
<b>Illinois Honors . . . . .</b>	<b>172</b>
<b>Illini in the NBA . . . . .</b>	<b>174</b>
<b>Fighting Illini Legends . .</b>	<b>177</b>
<b>All-Time Letterwinners . .</b>	<b>178</b>
<b>Illini By The Numbers . . .</b>	<b>183</b>

# Illinois Basketball Timeline



Over the course of 96 years, the University of Illinois has enjoyed the creation of a stellar basketball tradition that includes Final Four appearances, All-Americans, Academic All-Americans, NBA first-round draft selections, and a place among the nation's elite basketball programs year-in and year-out. The University of Illinois basketball tradition got its start when the Big Ten Conference officially began playing basketball in 1906. At the time the member schools of the "Intercollegiate Conference of Faculty Representatives", or "Western Conference", or "Big Ten Conference" as it was known were University of Chicago, University of Illinois, University of Michigan, University of Minnesota, Northwestern University, Purdue University, and the University of Wisconsin.

## 1906-1909 (34-30)

The first official game in Illinois history was a 71-4 romp over Champaign High School in Urbana on Jan. 12, 1906. The first four years of Illinois hoops saw four different coaches who combined for a 34-30 record. In the first season of Illinois basketball the Illini went 6-8, 3-6 in the Big Ten under head coach Elwood Brown. The following season the Illini's record dropped to 1-10, 0-8 under F.L. Pickney. A new coach, Fletcher Lane, and a new season arrived in 1907-08 and the Illini posted a 20-8 record and went 6-5 in the conference. Despite a successful season, the Illini underwent its fourth coaching change in as many years and new mentor Herb V. Juul stayed two seasons (1909 and 1910) and was 7-6 his inaugural year and 5-4 the next season.

- Big Ten grows to eight teams with the addition of Iowa in the 1907 season.

## 1910-1919 (95-48)

The new decade brought the program an extended taste of success. In the 1910s Illinois won two Big Ten titles, in 1915 and 1917, and compiled a 95-48 record including a perfect 16-0 record in 1915. That 1915 season was the third in the eight-year tenure of head coach Ralph Jones and it produced the only unbeaten season in Illini history and the first Big Ten title for the Illinois basketball program. Following the perfect season the Illinois team was named national champions by the Helms Foundation. Jones' 1915 team scored twice as many points as its opponents and won the conference title by three games over Chicago.

The arrival of the Woods brothers in 1915 had a lot to do with the success of this era. Guard Ray Woods was named first-team All-America all three years he competed (1915-17), and brother Ralf, a forward, led the team in scoring in both 1916 and 1917. His consistency at the free throw line led to the establishment of the Ralf Woods Award, which is still given annually to the Fighting Illini player with the best free-throw percentage.

Illinois followed up its conference championship season with a second-place finish after posting a 13-3 record. The Illini dropped two games to Northwestern and one to eventual champion Wisconsin, but the first loss to the Wildcats was the Illini's first-ever overtime game as Northwestern scored two points in the overtime period to beat Illinois, 23-21, Feb. 12, 1916, at what is now the Kenney Gym Annex.

In 1918, Jones and the Illini picked up their second conference championship crown in three years as Illinois went 13-3 overall and 10-2 in

league games. The 1917 team featured a starting guard named George Halas. The professional football pioneer and former Chicago Bear owner and head coach was known on the team for his gritty defense and he was named captain of the 1918 squad before entering the armed forces Jan. 18, 1918.

- Big Ten grows to nine teams with addition of Ohio State in the 1913 season.
- Big Ten grows to 10 teams with addition of Michigan in the 1918 season.

## 1920-29 (99-68)

Jones led the Illini into the decade of the 1920s and started off this period with a 9-4 record and a third-place finish in the Big Ten in 1920. The following season a new mentor, Frank Winters, was in Champaign-Urbana and his two-year stay produced an 11-7 mark in 1921 and a 14-5 record in 1922.

Illinois Athletic Director George Huff replaced Winters with J. Craig Ruby, whose 14-year tenure at Illinois is the third longest in program history. In his first three seasons, Ruby led the Illini to a 31-18 record and a share of the conference title with Wisconsin in 1924. In 1924, Illinois was 11-6 overall and 8-4 in the Big Ten.

After winning Illinois' third conference title in 1924, Ruby's Illini matched the win mark the following year (11-6, 8-4) but dropped to third place in the standings. The Illini opened the 1926 season on Dec. 12, 1925, against Butler in the newly built Men's Gymnasium, which would later be renamed George Huff Gymnasium after Illinois Athletic Director George Huff. Illinois won its first game at the



# TRADITION

## Illinois Basketball Timeline

ILLINOIS

TIMELINE

1935  
Big Ten Champions

1940's  
Illinois ranks 13th nationally  
in win percentage (.728)


1943  
Big Ten Champions



Dike Eddleman

1937  
Big Ten Champions

1942  
Big Ten Champions



1949  
Big Ten  
Champions

new gym, 23-22. The remainder of the decade saw Illinois go 10-7 in both 1927 and 1929 taking fourth and fifth in the league standings, and 9-8 in 1926. The only losing season in Ruby's Illinois career came with a 5-12 mark in 1928 and it is one of only 12 losing seasons in the University's 95-year history.

### 1930-39 (120-61)

In the decade of the 1930s Illinois picked up Big Ten championships number four and five in 1935 and 1937. In 1935 the Illini squad was 5-3 after its first eight games, but rallied in the closing stretch of the season and won its last four contests to grab a share of the conference title.

A new star on the playing floor emerged in the 1935 season with the addition of Harry Combes to the roster. Combes, a three-year letterwinner, starred for the Illini from 1935-37 and later returned to his alma mater as head coach of the Illini in 1948. Combes helped lead Illinois to both its Big Ten titles in the 1930s.

Ruby closed out his coaching tenure in 1935-36 leading Illinois to a 13-6 record, 7-5 in the Big Ten, and third place in the league standings.

The man chosen to replace Ruby was Douglas Mills. In his 11-year tenure as head coach, Mills established himself as the first coach in Illinois history to win or share three Big Ten championships.

In his first season, 1936-37, Mills' Illini squad captured a share of the Big Ten championship with a 10-2 league record. The Illini were 14-4 overall. Following that season, the men's gymnasium got a new name, George Huff

Gymnasium, after former Illinois athletic director George Huff, who passed away on Oct. 1, 1936. During the championship season, future major league baseball Hall of Famer Lou Boudreau led the team in scoring with 8.7 points per game.

### 1940-49 (150-56)

The decade of the 1940s brought much success to Illinois basketball. Head Coach Doug Mills led the Illini to consecutive Big Ten titles in 1942 and 1943. The Illini would add another league championship under Harry Combes in 1949.

The Illini were the 13th-winningest Division I team in the nation in the 1940s. Illinois' 150-57 record and .725 winning percentage was the best in the Big Ten. In 1941, Mills added to his coaching duties when he was named the school's director of athletics. That same year Art Mathisen arrived in Champaign in what would soon become the creation of the famed "Whiz Kids." In 1942, joining Mathisen were Jack Smiley, Andy Phillip, Gene Vance and Ken Menke, who captured the attention of the entire nation while winning back-to-back conference titles and combining for a 35-6 record, 25-2 in the Big Ten over those two seasons. To this day the "Whiz Kids" remain one of the most storied teams in Illinois history. They dazzled crowds everywhere averaging 58 points per game, while most teams were averaging in the low 40s.

The team was broken up March 1, 1943, when all five starters headed to active duty in the armed forces. All but Mathisen went on the play professionally, and Phillip became a member of the Naismith Basketball Hall of Fame.

After the departure of the Whiz Kids, Mills

faced a major rebuilding job. Mills closed out his time as head coach at Illinois in the 1947 season. That mark coincided with the return of the "Whiz Kids" from military service. A crowd of 7,785, the largest home crowd to that point in Illinois history, jammed into Huff Gym to see their return on Dec. 6, 1946, against Cornell. The Whiz Kids played only the first half of the game in building a 49-13 lead, and the Illini won 87-39. The Illini opened league play with two losses and dug their way back to a second-place finish by winning eight of their last 10 games.

After retiring from coaching, Mills retained his position as athletic director until 1966.

Former Illini Harry Combes was re-associated with the program when he was selected to replace Mills as head coach of the Fighting Illini. He had previously served as head coach at Champaign High School. In his first nine seasons at Illinois, he won three Big Ten titles and compiled an amazing record of 164-44 overall (.788) and 94-30 in the Big Ten (.758).

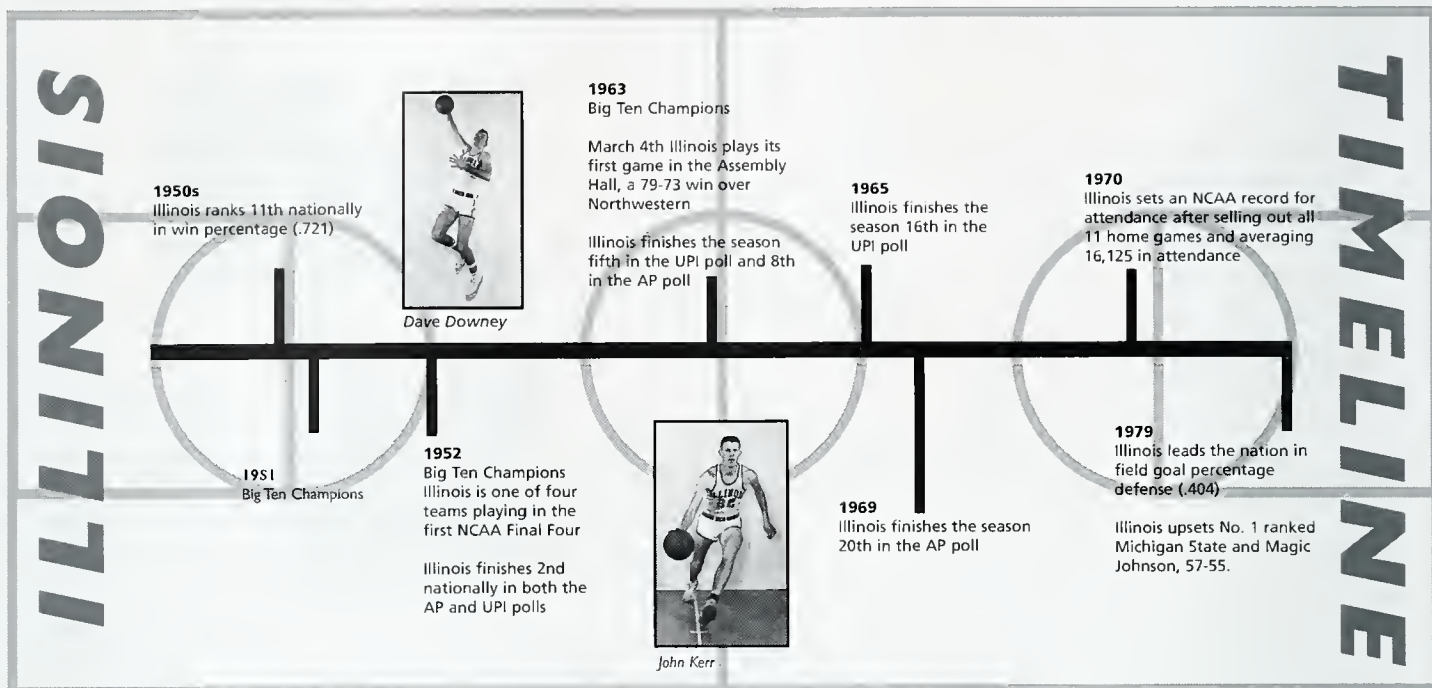
Combes first team at Illinois in 1947-48, led by Dike Eddleman and Jack Burmaster, set a Big Ten scoring record with 1,530 points, en route to a 15-5 overall record and 7-5 league finish. His second year as head coach, Combes collected his first of four Big Ten championships as a head coach. He finished his Illinois career with a total of six championships as a player and coach.

The four-year period between 1949-52 brought the University of Illinois three Big Ten championships, three 20-win seasons, and a 42-10 Big Ten mark. The 1949 squad, led by Eddleman, Bill Erickson, and Walter Osterkorn, was Illinois' first 20-game winner since 1908, finishing 21-4. That year, Illinois beat Yale, 71-



# TRADITION

## Illinois Basketball Timeline



67, to advance to a national semifinal showdown with Kentucky at Madison Square Garden in New York City. The Illini fell to the Wildcats, 76-47, forcing Illinois to defeat Oregon State, 57-53, in Seattle for third place.

- **Big Ten drops from 10 to nine teams with the departure of Chicago from the league in 1947.**

### 1950-59 (165-64)

Two of the first three years in this decade saw Illinois bring home Big Ten championships. Illinois won the title in 1951 with a 13-1 league record and produced another 20-win season with a 22-5 record. That season featured a rematch with Kentucky, which had downed the Illini in the national semifinals in 1949. Illinois beat Columbia, 79-71, and North Carolina State, 84-70, to get to the national semifinals and a rematch with the Wildcats. In a heart-breaking loss, Kentucky nipped Illinois, 76-74, on a shot by Wildcat sub Shelby Linville with 12 seconds remaining in the game. The Illini collected third place nationally by beating Oklahoma A&M, 61-46, in Minneapolis.

The 1952 season brought Illinois another Big Ten title and introduced John Kerr, a center from Tilden Tech in Chicago. He began his three-year reign as Illinois' top scorer with a sophomore-record 357 points. The Illini recorded a 22-4 overall mark and went 12-2 in the conference. Once again, Illinois advanced to the national semifinals and ran into underdog St. John's. The Redmen fought their way to a 61-59 victory in the NCAA's first Final Four, in Seattle. Illinois took another third-place award home after beating Santa Clara, 67-64, behind 26

points by Kerr.

The 1954 season was highlighted when Kerr shattered Illinois' single-season scoring record by tallying 556 points in his senior year. Kerr's 1,299 career points in three seasons currently rank 14th on the all-time Illinois scoring list. He held first place in Illini career scoring until Dave Downey passed him in 1963. After his Illinois career came to an end, Kerr started a 12-year professional career and then became the first head coach of the Chicago Bulls in 1966.

Once again the Illini hoopsters led the Big Ten in wins for a decade with a 165-64 record in the 1950s. The Illini's winning percentage, .721, ranked 11th nationally. On Dec. 17, 1956, Illinois defeated San Francisco, 62-33, snapping the Dons' 51-game regular-season win streak. Associated Press began its basketball poll in 1949 with UPI adding its poll in 1951 and from 1951-56 the Illini finished the season ranked in the Top 20 nationally every year. Illinois' highest final ranking in the 1950s was second in both polls in 1952.

- **Big Ten grows to 10 teams with addition of Michigan State in the 1951 season.**

### 1960-69 (145-95)

The 1960s produced Big Ten championship No. 11 for Illinois in 1963. That season the Illini were 20-6 overall, 11-3 in the conference. Senior Dave Downey led the team in scoring as he had the previous two seasons and he moved into first on the all-time scoring list. Downey also set the school record for points in a game, which still stands, with 53 in a road loss to Indiana on Feb. 16, 1963.

Illinois was a game back of first place in the

league standings with only two games remaining when the Assembly Hall opened its doors on March 4, 1963. Illinois' first game at the Hall was an exciting 79-73 victory over Northwestern before 16,137 fans to stay within a game of first-place Ohio State. After Illinois edged Iowa, 73-69, in the last game of the season, the Fighting Illini would need an overtime loss two hours later by the Buckeyes at Indiana to share the title.

The 1965 season was highlighted by Illinois' season opening 118-83 victory over defending national-champion UCLA at the Assembly Hall. Combes called the game, "one of the best an Illinois team has ever played."

Combes closed out his Illini coaching career in 1967 with a 12-12 record and seventh-place Big Ten finish. The season was highlighted by a 98-97 victory over No. 3 Kentucky in Lexington on Dec. 8.

Another former Illini, Harv Schmidt, replaced Combes and led the team into the 1970s. Schmidt's Illini went 11-13 in 1968 and rebounded to a 19-5 record in 1969 and a second-place Big Ten finish.

### 1970-79 (129-129)

The decade of the 1970s brought two coaching changes, the second one brought Lou Henson, who would become the longest-tenured coach in Illinois history. In 1970, Illinois set an NCAA attendance record, selling out all 11 home games for an average of 16,128 fans per game.

Although the Illini recorded a losing mark in 1971 (11-12), that season welcomed Nick Weatherspoon from Canton, Ohio. "Spoon" stepped right into the starting lineup and led the



# TRADITION

## Illinois Basketball Timeline

ILLINOIS

TIMELINE

**1981**  
Illinois finishes the season 19th in the AP poll and 18th in the UPI poll


**1984**  
Big Ten Champions

Illinois finishes the season sixth in both the AP and UPI polls

**1986**  
Illinois finishes the season 19th in the AP poll and 20th in the UPI poll



Bruce Douglas



Eddie Johnson

**1985**  
Illinois opened the season ranked No. 1 in the nation by Basketball Times

Illinois finishes the season 12th in the AP poll and 10th in the UPI poll

**1987**  
Illinois finishes the season 11th in the AP and UPI polls

team in rebounds. The next two years he led the team in scoring and rebounding before becoming a first-round draft selection and spending eight seasons in the NBA.

Harv Schmidr concluded his Illinois coaching career in 1974 as the Illini's record dropped to 5-18 and last place in the Big Ten standings. The following season, Gene Bartow served as head coach, but left to take the head coaching job in replacing the legendary John Wooden at UCLA after only one season. After Bartow's departure following the 1975 campaign, the University picked New Mexico State Head Coach Lou Henson to bring success back to the Illinois program. He did just that, taking a team that won 14 games in his inaugural season to a 19-11 record within just four years. The last years of the 1970s signaled the arrival of Eddie Johnson and Mark Smith, two players who would lead the team into the 1980s and pave the way for Illinois' return to national prominence.

In 1979, Illinois finished seventh in the Big Ten, but went 19-11 overall, including ascension to No. 2 in the national polls after starting the year 15-0. That year, Illinois upset top-ranked Michigan State and Magic Johnson, 57-55, in one of the school's most memorable games. That year, Illinois also led the nation in field-goal percentage defense (.404).

### 1980-89 (233-90)

Henson returned everyone for the 1980 campaign and the team gave the head coach his first of 11, 20-win seasons at Illinois. That year, Illinois made its first postseason appearance since 1963, finishing third in the NIT.

In 1981, Illinois made more strides in its return to the national spotlight with a 21-8 record, a third-place Big Ten finish and an invitation to the NCAA Tournament. The team received a first-round bye in the NCAA Tournament and beat Wyoming, 67-65, in Los Angeles to advance to the regionals in Salt Lake City, where Illinois lost to Kansas State, 57-52.

That year, the Fighting Illini led the Big Ten in scoring for the second consecutive season and were again led by Johnson and Smith. Guards Craig Tucker and Derek Harper arrived to add backcourt punch, and Harper began his Illini career being named First-Team Freshman All-America by ESPN and ABC.

The 1982 season brought Illinois another post-season appearance, in the NIT, and an 18-11 record. Harper led the Big Ten in assists and steals.

One of Illinois' best groups arrived on campus in 1983. Guards Bruce Douglas and Doug Altenberger, and forward Scott Meents and Efreem Winters joined sophomores George Montgomery and Anthony Welch to form the nucleus for a team that would win 95 games during the next four seasons.

In 1983, the Fighting Illini became the nation's 25th team to cap the 1,000-win mark with a 72-70 victory over Texas A&M in the Great Alaska Shootout. Later that year, Harper was selected First-Team All-Big Ten, falling one vote shy of being a unanimous pick, before leaving school early for the NBA draft. He was a first round selection of the Dallas Mavericks as the first pick in franchise history.

The 1984 season brought Illinois its 12th Big Ten championship in a season where Illinois had four overtime games including an epic four-

overtime 75-66 victory over Michigan. The next game was a two-overtime win at Iowa, Henson's 400th victory as a college head coach. The Illini recorded a 26-5 mark and were 15-3 in Big Ten play, tying Purdue for the league title. The 1984 season also marked Illinois' first back-to-back 20 win seasons since 1951-52. The Illini would go on to record a total of nine consecutive 20-win seasons from 1983-91. Illinois advance to the NCAA Regional Finals before dropping a heart-breaking 54-51 loss to Kentucky on its home court causing the NCAA to put a rule in place not allowing a school to play in a tournament game on its home court.

The Illini started out the 1985 season ranked No. 1 nationally by Basketball Times in its pre-season poll. Illinois made a return trip to the NCAA Tournament where the Illini advanced to the Sweet 16.

From 1984-87, Illinois' stingy defense ranked first in the Big Ten allowing only 54.9 points in 1984, 55.7 in 1985, 63.3 in 1986, and 70.2 in 1987. During that same 1984-87 period, Illinois also ranked first in field goal defense, and the Illini were first in three-point defense in 1987.

Junior college transfer Ken Norman highlighted the 1986 season as he set the school record for single-season field-goal percentage (.641). The next season saw the addition of an outstanding group of young players to the roster. Guards Steve Bardo, Kendall Gill and Larry Smith joined forward Nick Anderson in a highly touted recruiting class. This group produced another 20-win season (23-8) and a trip to the NCAA Tournament, where Illinois was beaten 68-67 by Austin Peay in arguably the school's most shocking upset.

The 1988 season brought Henson his 500th



# TRADITION


## Illinois Basketball Timeline

ILLINOIS

TIMELINE

**1988**  
Head Coach Lou Henson collects his 500th career coaching victory with a 75-65 win over Indiana on February 29th

Illinois finishes the season 16th in the AP poll and 15th in the UPI poll



Kendall Gill

**1989**  
Illinois sets the school record for wins with a 31-5 record

Illinois advances to the Final Four

Illinois finishes the season 3rd in both the AP and UPI polls

**1994**  
Deon Thomas breaks a 13-year old record and becomes Illinois' all-time leading scorer



**1990**  
Kendall Gill leads the Big Ten in scoring with 20.4 ppg in league games

Illinois finishes the season 18th in both the AP and UPI polls



**March 21, 1996**  
Lon Kruger becomes the 14th head coach at Illinois and in two years he led the Illini to a 45-20 record and a Big Ten Championship

career victory and laid the foundation for what would be an incredible history making season in 1989. The 1989 team may very well have been the most talented team ever assembled at Illinois. The players known as the "Flying Illini," included all the important pieces of 1988 (Kenny Battle, Gill, Bardo, Lowell Hamilton, Anderson and Smith) as well as junior college All-American P.J. Bowman and former high school All-American Marcus Liberty.

The team shattered most of its all-time records including points in a season (3,110), most steals in a season (341), and most wins in a season (31). The Fighting Illini won their first 16 games and were ranked No. 2 in the nation going into a nationally televised game against Georgia Tech, whom Illinois had already beaten, 80-75, at the Rainbow Classic in December. The Yellow Jackets led, 47-31, but Illinois managed to surge back to force overtime, eventually needing two extra periods to win the game. Along with the No. 1 ranking the next day came some bad news. Illinois' catalyst, Gill, had broken a bone in his foot and would miss the next 12 games. Hurt by the loss of Gill, Illinois lost three of the next four games and its No. 1 ranking. The Illini rallied to finish second in the Big Ten with a 14-4 record and with Gill back in the lineup, the Illini were awarded a No. 1 seed in the Midwest Region of the NCAA Tournament. After rolling to victories over McNeese State and Ball State at the Hoosier Dome, a power-packed regional in Minneapolis with Missouri, Louisville and Syracuse, stood in the way of Illinois' trip to the Final Four.

Louisville fell victim to Illinois, losing 83-69, which set up a regional final matchup with Syracuse. The Fighting Illini held off Syracuse to

advance to the Final Four in Seattle where Illinois faced Michigan, a team it had beat twice already in 1989, in the national semifinals. Despite Battle's 29-point, 11-rebound effort, Illinois fell to eventual national-champion Michigan, 83-81.

### 1990-99 (187-120)

Coming off the Final Four season, Illinois went 21-8 overall, 11-7 in the Big Ten in 1990. Gill, a senior, became the first player since Norman in 1987 to average 20 ppg and he was named a First-Team All-American by UPI. Gill led the Big Ten in scoring and was a finalist for the John Wooden Player of the Year Award. He was the fifth overall pick in the NBA draft that summer, going to the Charlotte Hornets.

Entering the 1991 season, Illinois, faced with the loss of Gill, Bardo and Liberty, who declared himself eligible for the NBA draft after his junior season, was picked to finish as low as ninth in the Big Ten by some publications. But, junior forward Andy Kaufmann burst onto the scene scoring 660 points, the second largest single-season total in Illinois history. He and the Illini proved the preseason expectations wrong by going 21-10 and finishing third in the Big Ten.

Illinois' consecutive 20-win season streak was snapped in 1992 when the Illini posted its first losing record in 14 years, going 13-15. After sitting out a season, Kaufmann returned for the 1992-93 campaign and helped lead Illinois to a 19-13 record and trip to the NCAA Tournament. The following season, Illinois again advanced to the NCAA Tournament and in the process, senior Deon Thomas broke a 13-year old record and became the school's all-time lead-

ing scorer. Thomas scored his record-breaking 1,693rd point in the championship game of the Illini/Pepsi Classic against American University and he went on to finish his career with 2,129 points.

In 1994 a young upstart freshman, Kiwane Garris, would begin his assault on the all-time scoring list. He notched 446 points as a freshman and would be the catalyst on the Illini team over the next few years.

After advancing to the NCAA Tournament in 1995, Illinois extended its run on postseason play with a berth in the 1996 NIT. In 1996, the Illini started the season 11-1 before losing Garris to injury. Without its leader, the Illini dropped its first five Big Ten games. Garris returned, but was never 100 percent and junior forward Jerry Hester missed games with a severely sprained ankle. The Illini finished the 1996 season 18-13 overall, 7-11 in the Big Ten. But more importantly the 1996 season marked the end of the most successful era in Illinois basketball when Lou Henson announced his retirement before the end of the season. In his 21 years at Illinois Henson notched 423 victories and guided the Illini to 11 NCAA Tournament appearances. The Okay, Okla. native coached Illinois to 11, 20-win seasons and finished his career as the third-winningest coach in Big Ten history with 214 league victories.

On March 21, 1996, a new era in Illinois basketball began when Director of Athletics Ron Guenther introduced Lon Kruger as the University's 14th men's basketball coach. Kruger came to Illinois from the University of Florida and carried a list of impressive credentials, including guiding Florida to the Final Four in 1994.





# TRADITION

## Illinois Basketball Timeline

ILLINOIS

TIMELINE

**1997**  
Illinois finishes the season 19th in the AP poll and 24th in the USA Today poll

**1999**  
Illinois defeats three consecutive ranked teams in Big Ten Tournament.



**June 9, 2000**  
Bill Self is named the 15th head coach at Illinois.

**1998**  
Big Ten Champions  
Illinois finishes the year 22nd in the AP poll



Lon Kruger, Kevin Turner, Jerry Hester and Ron Guenther

**2000**  
Illinois advances to the NCAA Tournament.

**2001**  
Illinois wins Big Ten Championship and advances to the NCAA Tournament Elite Eight.

In his first year at Illinois, Kruger guided Illinois to a 22-10 record and the second round of the NCAA Tournament. His 22 wins in 1997 are the most by a coach in his first season at Illinois. Over the course of the season, Illinois defeated five ranked opponents, including No. 7 Minnesota, 96-90, at the Assembly Hall. Illinois also traveled to Bloomington and handed Indiana a 78-74 loss, the first win for Illinois at Assembly Hall in Bloomington since 1990.

During the course of the year, Garris etched his name in the Illinois record book with one of the best season performances by any Illini player in history. He finished his career second on the all-time scoring list with 1,948 points and set the single-season record for free throws made and attempted. Garris averaged 19.4 points and missed being the Big Ten's leading scorer by three one-hundredths of a point.

In 1998, Kruger did the unthinkable as he took a team picked to finish seventh in the Big Ten and guided the Illini to a share of its first Big Ten title since 1984. On the way to the league crown, Illinois went 5-0 against Indiana, Iowa, and Michigan for the first time in school history the Illini had gone undefeated against those teams during the course of a season.

Illinois advanced to the second round of the NCAA Tournament after earning a No. 5 seed in the West Regional. The Illini defense was the Big Ten's best as Illinois finished the year first in scoring defense, field-goal defense and three-point defense in league games.

In October 1998, Illinois moved into a state-of-the-art basketball practice facility, the Richard T. Ubben Basketball Complex. The facility, which houses the coaches offices and practice gym, also features a weight room, training room,

video review room, players' lounge and locker rooms.

The Illini closed out the 1999 season with an amazing run at the Big Ten Tournament title. After entering the tournament as the 11th-seeded team, Illinois reeled off three straight victories over Top 25-ranked teams before losing in the championship game to second-ranked Michigan State. Illini freshman Cory Bradford was the Big Ten's Freshman of the Year and was also selected to the All-Tournament team. Bradford set a school record by making 85 three pointers on the season.

### 2000-01 (49-18)

In 2000, for the third time in four seasons under Lon Kruger, Illinois advanced to the NCAA Tournament, this time as a #4 seed. After defeating Penn in the opening round, the Illini season ended with a defeat to eventual national runner-up Florida. The Fighting Illini spent much of the season ranked in the Top 25, climbing as high as No. 15 in late December. An early three-game losing streak in Big Ten play put the Illini in a hole to start league play at 1-3. But, Illinois went on to win 10 of the last 12 league games before finishing second in the Big Ten Tournament. Cory Bradford earned second-team All-Big Ten honors after leading Illinois in scoring and the Big Ten in three-point field goals. He broke his own three-point field goal record by making 96 on the season. Forward Brian Cook was named Co-Freshman of the Year in the league and earned All-Tournament honors with strong play in the Big Ten Tournament.

In May, Kruger left Illinois to become head coach of the NBA's Atlanta Hawks. Another era

of Illinois basketball was begun when the University named Bill Self its 15th head men's basketball coach on June 9, 2000. Self came to Illinois from Tulsa where he had led the Golden Hurricane to consecutive NCAA Tournament appearances, including an impressive 32-5 record and tournament run to the regional finals in 2000.

Self's first season at Illinois was certainly memorable. The Illini were ranked in the Top 10 the entire season and tied for the Big Ten Championship with Michigan State before earning a No. 1 seed in the NCAA Tournament. The Illini run was ended in the regional final to eventual national runner-up Arizona, the third meeting between the two schools on the season.

Sophomore Frank Williams became the first Illini player to earn Big Ten Player of the Year honors since 1967 and was named to several postseason All-America squads. Junior Cory Bradford set an NCAA record by making a three-point field goal in 88 consecutive games.



# TRADITION

## Illinois' All-Americans

1915 Ray Woods - G, 1st (Helms)  
 1916 Ray Woods - G, 1st (Helms)  
 1917 Ray Woods - G, 1st (Helms)  
 Chuck Alwood - C, 1st (Helms)  
 1918 Earl Anderson - F, 1st (Helms)  
 1920 Chuck Carney - F, 1st (Helms)  
 1922 Chuck Carney - F, 1st (Helms)  
 1937 Harry Combes - F, 2nd (Omaha)  
 1938 Lou Boudreau - F, 1st (MSG)  
 Louis (Pick) Dehner - C, 3rd (Con)  
 1939 Louis (Pick) Dehner - C, 1st (MSG),  
 3rd (Con)  
 1940 Bill Hapac - F, 1st (Helms, Con)  
 1942 Andy Phillip - F, 1st (Helms)  
 Jack Smiley - G, HM (SN)  
 Art Mathisen - C, HM (SN)  
 Ken Menke - F, HM (SN, Con)  
 Gene Vance - G, HM (SN)  
 1943 Andy Phillip - F, 1st (Con, PM,  
 Helms, SN, AP, UP, NEA, Look)  
 Art Mathisen - C, HM (Con)  
 Gene Vance - G, HM (Con)  
 1944 Walt Kirk - G, HM (Con)  
 1945 Walt Kirk - G, HM (Con)  
 1946 Jack Burmaster - G, HM (SN)  
 Bob Doster - F, HM (SN)  
 1947 Andy Phillip - F-G, 1st (True,  
 NABC), HM (Con)



Ray Woods was Illinois' first All-America in 1915.

Jack Smiley - G, 3rd (Helms), HM  
 (Con)  
 Gene Vance - G, HM (Con)  
 1948 Dwight (Dike) Eddleman - F, 2nd  
 (AP), 3rd (Con, True)  
 Jack Burmaster - G, HM (Con)  
 1949 Bill Erickson - G, 1st (Helms, Col),  
 3rd (SN, UP), 4th (Con)  
 Dwight (Dike) Eddleman - F, 1st  
 (Con), 2nd (AP, UP)  
 1950 Bill Erickson - G, HM (Con)  
 1951 Don Sunderlage - G, 2nd (Helms,  
 SN), 3rd (UP, Con), HM (AP)  
 Ted Beach - F, HM (Con)

Rod Fletcher - G, HM (Con)  
 1952 Rod Fletcher - G, 1st (Look, Con,  
 Helms), 2nd (AP, UP, INS,  
 NABC, Col, Ath)  
 John (Red) Kerr - C, HM (AP, UP,  
 Con)  
 Irv Bemoras - F, HM (UP, Con)  
 Jim Breder - G, HM (UP, Con)  
 Bob Peterson - C, HM (UP)  
 1953 Irv Bemoras - F, 2nd (Con, Helms,  
 Look), HM (AP)  
 Jim Breder - G, 2nd (Con, Helms,  
 Look), HM (AP)  
 John (Red) Kerr - C, HM (AP, INS,  
 Con)



Kendall Gill earned All-America honors in 1989 and 1990.




# TRADITION

## Illinois' All-Americans

- 1954 John (Red) Kerr - C, 2nd (Helms),  
3rd (Look, AP, UP), 4th (Con)  
1955 Bill Ridley - G, HM (AP, Con)  
Paul Judson - G, HM (INS, Con)  
George BonSalle - G, HM (Con)  
1956 Paul Judson - G, 2nd (Con), 3rd  
(NABC, UP, NEA), HM (INS)  
Bill Ridley - G, 2nd (Con), 3rd  
(NABC, UP)  
Bruce Brothers - F, HM (Con)  
Harv Schmidt - F, HM (Con)

### ACADEMIC ALL-AMERICANS

Voted by College Sports  
Information Directors of  
America



Rob Judson was an academic All-American in 1979.

- 1965 Tal Brody - G, 2nd  
1967 Jim Dawson - G, 2nd  
Dave Scholz - C, HM  
1968 Dave Scholz - C, 1st  
1969 Denny Pace - G/F, 3rd  
1970 Rick Howat - G, 3rd  
1971 Rick Howat - G, 1st  
1974 Rick Schmidt - F, 1st  
Jeff Dawson - G, 2nd  
1975 Rick Schmidt - F, 1st  
1976 Ortho Tucker - G, 3rd  
1979 Rob Judson - G, 4th  
Steve Lanter - G, 4th

- 1957 Harv Schmidt - F, 2nd (Con)  
George BonSalle - C, 2nd (NABC),  
HM (Con)  
Don Ohl - G, HM (AP, Con)  
1958 Don Ohl - G, 2nd (Con), 3rd  
(Helms)  
Govoner Vaughn - F, HM (Con)  
1959 Roger Taylor - G, HM (Con)  
1960 Mannie Jackson - G, HM (Con)  
Govoner Vaughn - F, HM (Con)  
1961 Dave Downey - F, HM (Con)  
John Wessels - C, HM (Con)  
1962 Dave Downey - F, HM (Con)  
Bill Burwell - C, HM (Con)  
1963 Dave Downey - F, 1st (Helms), 2nd  
(Con), HM (AP)  
Bill Small - F/G, HM (Con)  
1964 Tal Brody - G, HM (SN, Con)  
Duane (Skip) Thoren - C, HM  
(Con)  
1965 Duane (Skip) Thoren - C, 1st  
(Helms), 2nd (AP, Con), 3rd  
(UPI, BN, NABC)  
Bogie Redmon - F, HM (Con)  
Tal Brody - G, 2nd (SN, Con)  
1966 Don Freeman - F, 1st (Helms), 2nd  
(Con, BN), HM (UPI)  
Rich Jones - F, HM (Con)  
1967 Jim Dawson - G, HM (Con)  
Dave Scholz - C, HM (Con)  
1968 Dave Scholz - C, 1st (Helms), HM  
(Con)  
1969 Dave Scholz - C, 1st (Helms), 3rd  
(AP), HM (Con)  
1970 Mike Price - G, HM (Con)  
1972 Nick Weatherspoon - F, HM (Con)  
1973 Nick Weatherspoon - F, 1st  
(CASF), HM (Con)  
1974 Jeff Dawson - G, HM (Con)  
1975 Rick Schmidt - F, HM (Con)  
1977 Audie Matthews - G, HM (Con)  
Levi Cobb - F, HM (Con)  
1983 Derek Harper - G, 2nd (AP), 3rd  
(BN)  
1984 Bruce Douglas - G, 3rd (UPI)  
1987 Ken Norman - F, 2nd (AP, BW, SN,  
K), HM (UPI)  
1988 Nick Anderson - F, HM (SN)  
Kenny Battle - F, HM (SN)  
1989 Nick Anderson - F, HM (AP, UPI,  
SN)  
Kenny Battle - F, HM (AP, UPI, SN)  
Kendall Gill - G, HM (SN)  
1990 Kendall Gill - G, 1st (UPI), 2nd  
(BKW), 3rd (AP, SN, NABC)  
1994 Deon Thomas - F/C, HM (AP)  
2001 Frank Williams - G, 1st (W), 3rd (AP)  
Cory Bradford - G, HM (AP)



Chicago Bulls announcer Johnny "Red" Kerr was a second-team All-America selection in 1954.

### Key to Abbreviations

AP	Associated Press
Arg	Argosy
Ath	Athletic Publications
BN	Basketball News
BKW	Basketball Weekly
BW	Basketball Writers of America
Col	Colliers
Con	Converse
CSAF	Citizens Savings Athletic Foundation
Helms	Helms Foundation
INS	International News Service
K	Kodak
Look	Look Magazine
MSG	Madison Square Garden
NABC	National Association of Basketball Coaches
NEA	Newspaper Enterprise Association
Omaha	Omaha World Newspaper
PM	Pic Magazine
SN	Sporting News
True	True Magazine
UP	United Press
W	Wooden
1st	First Team
2nd	Second Team
3rd	Third Team
HM	Honorable Mention
G	Guard
F	Forward
C	Center



# TRADITION

## Illinois' All-Big Ten Selections

1911 Louis Bernstein - F, 2nd  
 Emmet Poston - F, 3rd  
 1914 Dudley Crane - G, 2nd  
 1915 Ray Woods - G, 1st  
 Edward Williford - F, 2nd  
 Frank Bane - C, 2nd  
 Sven Duner - G, 2nd  
 Ralf Woods - R, 3rd  
 1916 Ray Woods - G, 1st  
 Ralf Woods - F, 2nd  
 Clyde Alwood - C, 3rd  
 1917 Clyde Alwood - C, 1st  
 Ralf Woods - F, 2nd  
 Ray Woods - G, 2nd  
 1918 Earl Anderson - F, 1st  
 1919 Paul Taylor - G, 3rd  
 1920 Charles Carney - G, 1st  
 1921 Charles Vail - G, 3rd  
 1922 Charles Carney - F, 1st  
 John Sabo - G, 2nd  
 1924 Leland Stilwell - C, 1st  
 Glenn Potter - F, 2nd  
 1925 Russell Daugherty - F, 1st  
 1926 Leonard Haines - G, 1st  
 1927 Russell Daugherty - F, 1st  
 1929 John How - F, 2nd  
 Douglas Mills - G, 2nd  
 1930 Douglas Mills - G, 1st  
 Charles Harper - F, 2nd  
 1931 Charles Harper - F, 2nd  
 Caslon Bennett - C, 3rd  
 1932 Hudson Hellmich - F, 2nd  
 1933 Caslon Bennett - C, 2nd

1934 Frank Froschauer - F, 1st  
 1935 Frank Froschauer - F, 2nd  
 Robert Riegel - C, 2nd  
 1936 Harry Combes - G/F, 2nd  
 1937 Harry Combes - F, 1st  
 Robert Riegel - C, 2nd  
 1938 Louis Dehner - C, 2nd  
 1939 Louis Dehner - C, 1st  
 Bill Hapac - F, 2nd  
 1940 Bill Hapac - F, 1st  
 1941 Bill Richmond - G, 1st (AP)  
 1942 Andy Phillip - G/F, 1st (AP, UPI, INS)  
 Gene Vance - G, 1st (INS), HM (AP, UPI)  
 Ken Menke - F, 2nd (UPI, INS), HM (AP)  
 Jack Smiley - F, 2nd (INS), HM (AP)  
 Vic Wukovits - G, 2nd (AP)  
 1943 Andy Phillip - G/F, 2nd (AP, UPI, INS)  
 Gene Vance - G, 1st (AP, UPI, INS)  
 Jack Smiley - F, 1st (AP, UPI, INS)  
 Art Mathisen - C, 1st (AP, INS), 2nd (UPI)  
 Ken Menke - F, HM (AP, UPI, INS)  
 1945 Walt Kirk, Jr. - G, 1st (AP, UPI, INS)  
 1946 Jack Burmaster - G, 2nd (AP, UPI, INS)  
 Bob Doster - F, 2nd (AP, UPI, INS)  
 1947 Jack Smiley - G, 2nd (AP, UPI, INS)  
 Gene Vance - G, 2nd (AP, UPI, INS)  
 Andy Phillip - G/F, HM (AP)  
 1948 Dwight (Dike) Eddleman - F, 1st

(AP), 2nd (UPI)  
 Jack Burmaster - G, 2nd (AP)  
 1949 Bill Erickson - G, 1st (AP, UPI, INS)  
 Dwight (Dike) Eddleman - F, 2nd (AP, UPI, INS)  
 Jim Marks - F, HM (AP, UPI, INS)  
 1950 Wally Osterkorn - F/C, 2nd (AP, UPI, INS)  
 Bill Erickson - G, 2nd (UPI), HM (AP, INS)  
 1951 Don Sunderlage - G, 1st (AP, UPI, INS)  
 Rod Fletcher - G, 2nd (AP, UPI, INS)  
 Clive Follmer - F, HM (AP)  
 Bob Peterson - C, HM (AP)  
 1952 Rod Fletcher - G, 1st (AP, UPI)  
 Irv Bemoras - F, 2nd (AP, UPI)  
 John (Red) Kerr - C, 2nd (UPI), HM (AP)  
 Jim Bredar - G, HM (AP)  
 Clive Follmer - F, HM (AP)  
 Bob Peterson - C, HM (AP)  
 1953 Irv Bemoras - F, 1st (AP, UPI)  
 Jim Bredar - G, 2nd (AP, UPI)  
 John (Red) Kerr - C, 2nd (AP, UPI)  
 1954 John (Red) Kerr - C, 1st (AP, UPI)  
 1955 Paul Judson - G/F, 1st (UPI), 2nd (AP)  
 Bill Ridley - G, HM (UPI)  
 1956 Paul Judson - G/F, 1st (AP, UPI, INS)  
 George BonSalle - C, 1st (UPI), 2nd (AP), HM (INS)  
 Bill Ridley - G, 1st (AP), 2nd (UPI)  
 1957 Don Ohl - G, 1st (AP, UPI)  
 Harv Schmidt - F, 2nd (AP, UPI)  
 Roger Taylor - G, HM (AP, UPI)  
 1958 Don Ohl - G, 1st (AP, UPI)  
 1959 Roger Taylor - G, 2nd (AP, UPI)  
 Mannie Jackson - G, HM (AP)  
 Govoner Vaughn - F, HM (AP)  
 John Wessels - C, HM (AP)  
 1960 Mannie Jackson - G, 2nd (UPI), 3rd (AP)  
 Govoner Vaughn - F, 2nd (AP), 3rd (UPI)  
 1961 Dave Downey - F, 2nd (AP, UPI)  
 Jerry Colangelo - G, HM (AP)  
 Bill Burwell - C, HM (AP, UPI)  
 1962 Dave Downey - F, 1st (AP, UPI)  
 Bill Small - F/G, 2nd (AP, UPI)  
 Bill Burwell - C, HM (AP)  
 Bob Starnes - F, HM (AP)  
 1964 Tal Brody - G, 2nd (UPI), 3rd (AP)  
 Duane (Skip) Thoren - C, 2nd (UPI), 3rd (AP)  
 1965 Tal Brody - G, 1st (UPI), 2nd (AP)  
 Duane (Skip) Thoren - C, 1st (AP), 2nd (UPI)  
 Don Freeman - F, 3rd (UPI)  
 1966 Don Freeman - F, 1st (AP, UPI)  
 Rich Jones - F, 3rd (UPI)  
 Jim Dawson - G, HM (AP)  
 1967 Jim Dawson - G, 1st (UPI), 2nd (AP)  
 Dave Scholz - C, 2nd (UPI), HM (AP)  
 1968 Dave Scholz - F, 1st (AP), 2nd (UPI)  
 Greg Jackson - C, 2nd (AP)  
 Randy Crews - F, HM (AP)  
 Jodie Harrison - G, HM (AP)

### ACADEMIC ALL-BIG TEN SELECTIONS



**Brian Johnson was a three-time academic All-Big Ten selection.**

1965 Tal Brody, G  
 1967 Dave Scholz, C  
 1968 Dave Scholz, C  
 1969 Denny Pace, G/F  
 Dave Scholz, C  
 1970 Rick Howat, G  
 1971 Rick Howat, G  
 1973 Jeff Dawson, G  
 Otho Tucker, G  
 Rick Schmidt, F  
 1974 Rick Schmidt, F  
 1975 Rick Schmidt, F  
 1976 Otho Tucker, G  
 1979 Rob Judson, G  
 1980 Rob Judson, G  
 1982 Bryan Leonard, F  
 1983 Bryan Leonard, F  
 1986 Jens Kujawa, C  
 1988 Jens Kujawa, C  
 1990 P.J. Bowman, G  
 1993 Tom Michael, F  
 1994 Tom Michael, F  
 1995 Steve Roth, C  
 1996 Brian Johnson, F  
 1997 Brian Johnson, F  
 1998 Brian Johnson, F  
 2000 Nate Mast, G  
 2001 Nate Mast, G  
 Sean Harrington, G




# TRADITION

## Illinois' All-Big Ten Selections

- 1970 Mike Price - G, HM (AP)  
Rick Howat - G, HM (AP)  
Mike Price - G, HM (AP, UPI)
- 1971 Rick Howat - G, 2nd (AP, UPI)
- 1972 Nick Weatherspoon - F, HM (AP, UPI)
- 1973 Jim Drelle - G, HM (AP, UPI)  
Nick Weatherspoon - F, 1st (AP, UPI)
- Jeff Dawson - G, 3rd (UPI)  
Rick Schmidt - F, HM (AP)  
Rich Adams - F, HM (AP, UPI)
- 1976 Rich Adams - C, HM (AP)
- 1977 Audie Matthews - G, HM (AP)  
Audie Matthews - G, HM (AP)  
Mark Smith - F, HM (AP)
- 1978 Mark Smith - G, 2nd (AP)  
Neil Sresnahan - F, HM (AP, UPI)  
Derek Holcomb - C, HM (AP, UPI)  
Eddie Johnson - F, HM (AP)
- 1980 Eddie Johnson - F, 2nd (AP, UPI)  
Mark Smith - F, HM (AP, UPI)
- 1981 Eddie Johnson - F, 1st (AP, UPI)  
Mark Smith - F, HM (AP, UPI)  
Derek Holcomb - C, HM (AP, UPI)  
Derek Harper - G, HM (AP, UPI)  
Craig Tucker - G, HM (AP, UPI)  
Perry Range - G, HM (AP)
- 1982 Craig Tucker - G, 2nd (UPI0, HM (AP))  
James Griffin - C, 3rd (UPI), HM (AP)  
Perry Range - G, HM (AP)  
Derek Harper - G, HM (AP)
- 1983 Derek Harper - 1st, (AP, UPI)  
Anthony Welch - F, HM (AP, UPI)  
Bruce Douglas - G, HM (AP)
- 1984 Bruce Douglas - G, 1st (AP, UPI)  
Efre Winters - F, 1st (UPI), HM (AP)  
George Montgomery - C, 2nd (UPI), HM (AP)  
Doug Altenberger - F, HM (AP, UPI)  
Quinn Richardson - G, HM (AP, UPI)
- 1985 Bruce Douglas - G, 2nd (AP), HM (UPI)  
Efre Winters - F, 3rd (UPI), HM (AP)  
Anthony Welch - F, 3rd (UPI), HM (AP)  
Doug Altenberger - G, HM (AP, UPI)  
Scott Meents - C, HM (AP)
- 1986 Ken Norman - F, 1st (AP, UPI)  
Bruce Douglas - G, 2nd (AP), 3rd (UPI)  
Efre Winters - F, HM (UPI, AP0)  
Anthony Welch - F, HM (AP)  
Tony Wysinger - G, HM (AP)
- 1987 Ken Norman - F, 1st (AP, UPI)  
Doug Altenberger - G, 3rd (AP), HM (UPI)  
Tony Wysinger - G, HM (UPI, AP)  
Lowell Hamilton - F, HM (UPI)
- 1988 Nick Anderson - F, 2nd (AP, UPI)  
Kenny Battle - F, 3rd (UPI), HM (AP)
- 1989 Nick Anderson - F, 1st (AP, UPI)  
Kenny Battle - F, 2nd (AP, UPI)  
Kendall Gill - G, HM (AP)  
Lowell Hamilton - F/C, HM (AP)
- 1990 Stephen Bardo - G, 3rd (UPI)  
Kendall Gill - G, 1st (AP, UPI)  
Marcus Liberty - F, 3rd (AP, UPI)
- 1991 Andy Kaufmann - F, 2nd (AP) 3rd (UPI)  
Larry Smith - G, 2nd (UPI), 3rd (AP)  
Deon Thomas - F, 3rd (AP, UPI)
- 1992 Rennie Clemons - G, HM (coaches )  
Tom Michael - F, HM (media)  
Deon Thomas - F/C, 2nd (coaches and media)
- 1993 Deon Thomas - F/C, 2nd (coaches and media)  
Andy Kaufmann - F, HM (coaches and media)  
Rennie Clemons - G, HM (coaches and media)
- 1994 Deon Thomas - F/C, 2nd (coaches and media)
- 1995 Kiwane Garris - G, HM (media)  
Kiwane Garris - G, 2nd (coaches 3rd (media)  
Shelly Clark - C, HM (coaches and media)
- 1996 Kiwane Garris - G, 1st (coaches), 2nd (media)  
Bryant Notre - F, HM (coaches)
- 1997 Kiwane Garris - 1st, (coaches and media)  
Chris Gandy - F, HM (coaches and media)
- 1998 Kevin Turner - G, 1st (coaches and media)  
Jerry Hester - F, 3rd (coaches and media)  
Matt Heldman - G, HM (coaches and media)
- 1999 Cory Bradford - G, 3rd (coaches)
- 2000 Cory Bradford - G, 2nd (coaches and media)
- 2001 Frank Williams - G, 1st (coaches and media)  
Brian Cook - F, 2nd (media), 3rd (coaches)  
Marcus Griffin - C, 3rd (coaches), HM (media)  
Cory Bradford - G, HM (media)

## BIG TEN HONORS



Reigning Big Ten Player of the Year Frank Williams

## BIG TEN PLAYER OF THE YEAR

- 1984 Bruce Douglas (co), UPI  
2001 Frank Williams, Coaches & Media

## BIG TEN DEFENSIVE PLAYER OF THE YEAR

- 1985 Bruce Douglas  
1986 Bruce Douglas  
1989 Stephen Bardo

## BIG TEN FRESHMAN OF THE YEAR

- 1999 Cory Bradford  
2000 Brian Cook (Co)



## ILLINOIS WOODEN AWARD NOMINEES

The John Wooden Award, first awarded in 1976, is presented annually to an outstanding basketball player. The award, named after the famous UCLA coach is sponsored by the Los Angeles Athletic Club.

Twelve candidates are selected by the club's National Advisory board, according to the award's criteria, which includes a 2.0 cumulative grade point average. The winner is selected by votes from 1,000 sportscasters and writers from each of the 50 states.

- 1987 Ken Norman
- 1990 Kendall Gill
- 2001 Frank Williams

## KENNY BATTLE AWARD

The Kenny Battle Award honors the former Fighting Illini forward who was known for his tremendous amount of effort exerted in games, as well as practices. The winner is chosen by the players and the coaches.

- 1989 Kendall Gill
- 1990 P.J. Bowman
- 1991 Andy Kpedi
- 1992 Rennie Clemons
- 1993 Tom Michael
- 1994 Jerry Hester
- 1995 Jerry Hester
- 1996 Bryan Notree, Matt Heldman
- 1997 Herb Caldwell
- 1998 Brian Johnson
- 1999 Victor Chukwudebe
- 2000 Nate Mast
- 2001 Nate Mast

## Silver Basketball Trophy Winners

The Silver Basketball Trophy is given each year by the *Chicago Tribune* to the Most Valuable Player in the Big Ten Conference. Prior to the Silver Basketball Trophy, Andy Phillip was named Most Valuable Player in 1943.

- 1949 Dike Eddleman, F      1951 Don Sunderlage, G      2001 Frank Williams, G
- 1954 John Kerr, C      1967 Jim Dawson, G

## Big Ten Medal of Honor

In 1914, the Big Ten Conference endowed a Medal of Honor, to be awarded annually at each institution to the student demonstrating proficiency in scholarship and academics. Beginning in 1982, a woman athlete from each institution has also been awarded the Conference Medal of Honor in the 76-year history of the award, 14 Fighting Illini basketball players have earned the award, including Edward A. Williford, the University of Illinois' first recipient of the award. There has been one father-son UI Medal of Honor duo, Lee Sentman (track in 1931 and his son Lee Sentman III (fencing) in 1958.

The following is the list of Illinois basketball players who have won the Big Ten Medal of Honor.

- |      |                     |      |                    |
|------|---------------------|------|--------------------|
| 1915 | Edward A. Williford | 1943 | Edwin S. Parker    |
| 1917 | Clyde Godel Alwood  | 1945 | Donald Delaney     |
| 1920 | John B. Felmley     | 1949 | T. Dwight Eddleman |
| 1923 | Otto H. Vogel       | 1953 | Clive Follmer      |
| 1924 | Walter Roettger     | 1963 | David J. Downey    |
| 1937 | Harry Combes        | 1965 | G. Bogie Redmon    |
| 1942 | William Hocking     |      |                    |



Harry Combes (left) won the Big Ten Medal of Honor while playing for the Illini in 1937. He later went on to coach Silver Basketball Award winner Don Sunderlage in 1951.



# TRADITION

## Illinois Honors

### ILLINOIS MVPs

1941	Bob Richmond, Sr.	G
1942	Andy Phillip, So.	F
1943	Andy Phillip, Jr.	F
1944	Stan Patrick, Sr.	F
1945	Walton Kirk, Jr.	G
1946	Bob Doster, Jr.	F
1947	Jack Smiley, Sr.	G
1948	Jack Burmaster, Sr.	G
1949	Dike Eddleman, Sr.	F
1950	Wally Osterkorn, Sr.	C
1951	Don Sunderlage, Sr.	G
1952	Rod Fletcher, Sr.	G
1953	Irv Bemoras, Sr.	F
1954	John Kerr, Sr.	C
1955	Paul Judson, Jr.	G
1956	Bruce Brothers, Sr.	F
1957	Harv Schmidt, Sr.	F
1958	Don Ohl, Sr.	G
1959	Roger Taylor, Sr.	G
1960	Govoner Vaughn, Sr.	F
1961	Dave Downey, So.	F
1962	Dave Downey, Jr.	F
1963	Dave Downey, Sr.	F
1964	Skip Thoren, Jr.	C
1965	Skip Thoren, Sr.	C
1966	Don Freeman, Sr.	F
1967	Jim Dawson, Sr.	G
1968	Dave Scholz, Jr.	C
1969	Dave Scholz, Sr.	F
1970	Mike Price, Sr.	G
1971	Rick Howat, Sr.	G
1972	Nick Weatherspoon, Jr.	F
1973	Nick Weatherspoon, Sr.	F
1974	Rick Schmidt, Jr.	F
1975	Rick Schmidt, Sr.	F
1976	Nate Williams, Sr.	G
1977	Audie Matthews, Jr.	G
1978	Audie Matthews, Sr.	G
1979	Mark Smith, So.	G
1980	Eddie Johnson, Jr.	F
1981	Eddie Johnson, Sr.	F
1982	James Griffin, Sr.	C
	Perry Range, Sr.	G
1983	Derek Harper, Jr.	G
1984	Bruce Douglas, So.	G
	Quinn Richardson, Sr.	G
1985	Doug Altenberger, Jr.	G
1986	Ken Norman, Jr.	F
1987	Ken Norman, Sr.	F
1988	Nick Anderson, So.	F
	Kenny Battle, Jr.	F
1989	Nick Anderson, Jr.	F
1990	Kendall Gill, Sr.	G
1991	Andy Kpedi, Sr.	C
1992	Deon Thomas, So.	F/C
1993	Deon Thomas, Jr.	F/C
1994	Deon Thomas, Sr.	F/C
1995	Kiwane Garris, So.	G
1996	Kiwane Garris, Jr.	G
1997	Kiwane Garris, Sr.	G
1998	Jerry Hester, Sr.	F
	Kevin Turner, Sr.	G
1999	Cory Bradford, Fr.	G
2000	Cory Bradford, So.	G
2001	Frank Williams, So.	G

### ILLINOIS TEAM CAPTAINS

1906	Elected each game
1907	Hebert Juul
1908	Maurice Dadant
1909	Henry Popperfuss
1910	Carl Watson
1911	Louis Bernstein
1912	William Woolston
1913	Homer Dahringer
1914	Edward Williford
1915	Sven Duner
1916	Ray Woods
1917	Clyde Alwood
1918	George S. Halas
1919	Bert Ingwersen
1920	Kenneth Wilson
1921	Charles Vail
1922	Charles Carney
1923	Norton Hellstrom
1924	Glenn Potter
1925	John Mauer
1926	Leonard Haines
1927	Russell Daugherty
1928	Everett Olson
1929	Ernes Dorn
1930	Doug Mills
1931	Charles Haper
1932	Elbert Kamp
1933	William Owen
1934	Hudson Hellmich
1935	Frank Froschauer
1936	Howard Braun
1937	Robert Riegel
1938	Lou Boudreau
1939	Tom Nisbet
1940	William Hapc
1941	John Drish
1942	William Hocking
1943	Arthur Mathisen
1944	Selected each game
1945	Selected each game
1946	Walton Kirk, Jr.
1947	Selected each game
1948	Jack Burmaster
1949	Dike Eddleman
1950	William Erickson
1951	Donald Sunderlage
1952	Rodney Fletcher
1953	Jim Bredar
1954	John Kerr
1955	Selected each game
1956	Paul Judson
1957	Harv Schmidt
1958	John Paul
1959	Roger Taylor
1960	Mannie Jackson
1961	Selected each game
1962	Jerry Colangelo
1963	Bob Starnes
1964	Bill Edwards
1965	Skip Thoren
1966	Don Freeman
1967	Jim Dawson
1968	Ben Louis
1969	Dave Scholz
1970	Mike Price, Randy Crews



Currently an academic counselor for the Fighting Illini, Tom Michael was a three-time Illinois captain.

1971	Rick Howat, Fred Miller
1972	Jim Krelle
1973	Nick Weatherspoon
1974	Jeff Dawson
1975	Rick Schmidt
1976	Selected each game
1977	Audie Matthews
1978	Audie Matthews
1979	Larry Lubin
1980	Levi Cobb, Neil Bresnahan
1981	Derek Holcomb, Eddie Johnson, Mark Smith
1982	James Griffin, Perry Range, Craig Tucker
1983	Kevin Bontemps, Derek Harper, Bryan Leonard
1984	Quinn Richardson
1985	George Montgomery
1986	Bruce Douglas, Efreem Winters
1987	Doug Altenberger, Ken Norman, Tony Wysinger
1988	Glynn Blackwell, Jen Kujawa
1989	Kenny Battle, Lowell Hamilton
1990	Kendall Gill, Stephen Bardo
1991	Andy Kpedi, Larry Smith
1992	Tom Michael, Deon Thomas
1993	Tom Michael, Deon Thomas
1994	Tom Michael, Deon Thomas, T. J. Wheeler
1995	Robert Bennett, Shelly Clark
1996	Richard Keene, Kiwane Garris, Jerry Hester
1997	Herb Caldwell, Chris Gandy, Kiwane Garris
1998	Jerry Hester, Brian Johnson, Matt Heldman
1999	Victor Chukwudebe
2000	Victor Chukwudebe
2001	Sergio McClain, Marcus Griffin



# Illini in the NBA TRADITION


## ILLINOIS ALL-TIME NBA DRAFT LIST

Rich Adams	(San Antonio, 4th Round, 1978)	Bryan Leonard	(Milwaukee, 8th Round, 1982)
Doug Altenberger	(Chicago, 6th Round, 1987)	Marcus Liberty	(Denver, 2nd Round, 1990)
Nick Anderson	(Orlando, 1st Round, 1989)	Audie Matthews	(Detroit, 6th, 1978)
Steve Bardo	(Atlanta, 2nd Round, 1990)	Scott Meents	(Chicago, 4th Round, 1986)
Kenny Battle	(Detroit, 1st Round, 1989)	George Montgomery	(Portland, 2nd Round, 1985)
Ted Beach	(Indianapolis, 1951)	Ken Norman	(LA Clippers, 1st Round, 1987)
Irv Bemoras	(Milwaukee, 1953)	Don Ohl	(Philadelphia, 2nd Round, 1958)
George BonSalle	(Syracuse, 1st Round, 1957)	Wally Osterkorn	(Chicago, 1950)
Jim Bredar	(Fort Wayne, 1953)	Bob Peterson	(Baltimore, 1953)
Neil Bresnahan	(Golden State, 6th Round, 1980)	Andy Phillip	(Chicago, 1947)
Tal Brody	(Baltimore, 3rd Round, 1965)	Mike Price	(New York, 1st Round, 1970)
Jack Burmaster	(St. Louis, 1948)	Perry Range	(Kansas City, 7th Round, 1982)
Bill Burwell	(St. Louis, 3rd Round, 1963)	Bogie Redmon	(Baltimore, 11th Round, 1965)
Nick Connor	(Buffalo, 10th Round, 1973)	Harv Schmidt	(Minneapolis, 2nd Round, 1957)
Jim Dawson	(Chicago, 16th Round, 1967)	Rick Schmidt	(New Orleans, 6th Round, 1975)
Jeff Dawson	(Golden State, 8th Round, 1973)	Dave Scholz	(Philadelphia, 4th Round, 1969)
Bruce Douglas	(Sacramento, 3rd Round, 1986)	Bill Small	(Detroit, 5th Round, 1963)
Dave Downey	(San Francisco, 4th Round, 1963)	Mark Smith	(Milwaukee, 3rd Round, 1981)
Ron Dunlap	(Chicago, 2nd Round, 1968)	Don Sunderlage	(Philadelphia, 1951)
Bill Erickson	(Tri-Cities, 1950)	Roger Taylor	(Syracuse, 5th Round, 1959)
Rod Fletcher	(Minneapolis, 1952)	Deon Thomas	(Dallas, 2nd Round, 1994)
Don Freeman	(Philadelphia, 3rd Round, 1966)	Skip Thoren	(Baltimore, 5th Round, 1965)
Kendall Gill	(Charlotte, 1st Round, 1990)	Craig Tucker	(New York, 3rd Round, 1982)
James Griffin	(New Jersey, 4th Round, 1982)	Otho Tucker	(Boston, 10th Round, 1976)
Derek Harper	(Dallas, 1st Round, 1983)	Gene Vance	(Chicago, 1947)
Jodie Harrison	(Baltimore, 15th Round, 1969)	Nick Weatherspoon	(Washington, 1st Round, 1973)
Derek Holcomb	(Portland, 3rd Round, 1981)	Anthony Welch	(Dallas, 3rd Round, 1986)
Rick Howat	(Milwaukee, 9th Round, 1971)	John Wessels	(Chicago, 8th Round, 1961)
Eddie Johnson	(Kansas City, 2nd Round, 1981)	Nate Williams	(Chicago, 5th Round, 1976)
Paul Judson	(Syracuse, 1956)	Efrem Winters	(Atlanta, 4th Round, 1986)
John Kerr	(Syracuse, 1954)		

### ILLINOIS PLAYERS WHO HAVE COMPETED IN THE NBA FINALS

1955	John Kerr	Syracuse Nationals*
	Wally Osterkorn	Syracuse Nationals*
	Andy Phillip	Fort Wayne Pistons
1956	Andy Phillip	Fort Wayne Pistons
1957	Irv Bemoras	St. Louis Hawks
1958	Andy Phillip	Boston Celtics
1974	Steve Kuberski	Boston Celtics*
1975	Nick Weatherspoon	Washington Bullets
1976	Steve Kuberski	Boston Celtics*
1994	Derek Harper	New York Knicks
1995	Nick Anderson	Orlando Magic

\* Indicates team won championship



Derek Harper was drafted in the first round by Dallas in 1983.





# TRADITION Illini in the NBA

## ILLINOIS ALL-TIME NBA ROSTER

Nick Anderson—Orlando 1990-99;  
Sacramento 2000-01, Memphis 2002

Steve Bardo—San Antonio 1992; Dallas  
1993; Detroit 1996

Kenny Battle—Phoenix 1990; Phoenix &  
Denver 1991; Boston & Golden State  
1992; Boston 1993

Ted Beach—Indianapolis 1951

Irv Bemoras—Milwaukee 1954;  
St. Louis 1957

George BonSalle—Chicago 1962

Jim Bredar—Ft. Wayne 1953

Jim Dawson—Indiana (ABA) 1968

Bruce Douglas—Sacramento 1987

Dike Eddleman—Tri-Cities 1950-51;  
Milwaukee & Ft. Wayne 1952;  
Ft. Wayne 1953

Bill Erickson—Tri-Cities 1950

Rod Fletcher—Minneapolis 1952

Don Freeman—Minnesota (ABA) 1968;  
Miami (ABA) 1969-70; Utah & Texas  
(ABA) 1971; Dallas (ABA) 1972;

Indiana (ABA) 1973-74; San Antonio  
(ABA) 1975, Los Angeles (NBA) 1976

Kendall Gill—Charlotte 1991-93; Seattle  
1994-95; Charlotte 1996; New Jersey  
1997-2001; Miami 2002

Scott Haffner—Miami 1990; Charlotte  
1991

Derek Harper—Dallas 1984-93; Dallas &  
New York 1994; New York 1995-96;  
Dallas 1997; Orlando 1998-99

Eddie Johnson—Kansas City 1982-85;  
Sacramento 1986-87; Phoenix 1988-  
90; Phoenix & Seattle 1991; Seattle  
1992-93; Charlotte 1994; Indianapolis  
1995-96; Houston 1997-99

John Kerr—Syracuse 1955-63; Philadelphia  
1964-65; Baltimore 1966

Walton Kirk, Jr.—Ft. Wayne 1948;  
Ft. Wayne & Indianapolis 1949;  
Anderson & Tri-Cities 1950;  
Milwaukee 1952

Steve Kuberski—Boston 1970-94;  
Milwaukee 1975; Buffalo & Boston  
1976; Boston 1977-78


Marcus Liberty—Denver 1991-93; Denver  
& Detroit 1994

Scott Meents—Seattle 1990-91

Ken Menke—Ft. Wayne 1948; Waterloo  
1950

Ken Norman—L.A. Clippers 1988-93;  
Milwaukee 1994; Atlanta Hawks  
1995-97

Don Ohl—Detroit 1961-64; Baltimore  
1965-67; Baltimore & St. Louis 1968;  
Atlanta 1969-70



**Ken Norman**

Wally Osterkorn—Syracuse 1952-55

Andy Phillip—Chicago 1948-50;  
Philadelphia 1951-52; Philadelphia &  
Ft. Wayne 1953; Ft. Wayne 1954-56;  
Boston 1957-58

Mike Price—New York 1971-72; Indiana  
(ABA) 1972; Philadelphia 1973

Dave Scholz—Kentucky (ABA) 1969;  
Philadelphia 1970


Jack Smiley—Ft. Wayne 1948-49;  
Anderson & Waterloo 1950

Don Sunderlage—Milwaukee 1954;  
Minneapolis 1955

Skip Thoren—Minnesota (ABA) 1968;  
Miami (ABA) 1969-70

Gene Vance—Chicago 1948-49;  
Tri-Cities 1950-51; Milwaukee 1952

Nick Weatherspoon—Capital 1974;  
Washington 1975-77; Seattle 1977;  
Chicago 1978; San Diego 1979-80



**Kenny Battle**



## Current Illini in the NBA



### Nick Anderson • Illinois 1988-89

The first-ever player drafted by the Orlando Magic as the overall 11th pick of the 1989 draft ... Was traded to the Sacramento Kings on Aug. 3, 1999... Played in 634 regular season games for the Magic placing him first on the team's all-time list... Surpassed the 10,000 point scoring mark in 1998-99 and currently has 11,469 career points and 4,031 career rebounds... Holds the NBA Finals record for most three-pointers attempted in a game with 12 against the Houston Rockets in Game 3 of the 1995 NBA Final... Participated in the AT&T Long Distance Shoot-out during the 1995 NBA All-Star Weekend in Phoenix... Led the team with 19.9 ppg in 1991-92... Scored a career-high 50 points against the New Jersey Nets on April 23, 1993... Had a 1998-99 season-high 40 points against the Nets on April 30... His career averages are 14.6 points, 5.1 rebounds and 2.6 assists in his 11 year career ... Was traded to Memphis prior to the 2001-02 season ... Enters his 13th season having started 636 of his 785 career games played.

### Kendall Gill • Illinois 1987-90

Played three seasons in Charlotte before going to Seattle for two years... Returned to Charlotte for the 1995-96 season and played part of the season with the Hornets before being traded to the New Jersey Nets ... Signed with the Miami Heat prior to the 2001-02 season ... Best professional season came in 1996-97 when he posted 21.8 ppg, the most by a Net since 1978-79, and was one of only three NBA players to score in double figures in all 82 games... Scored a career high 41 points against the Orlando Magic on Jan. 13, 1997... Named to the 1991 NBA All-Rookie Team... Holds the Charlotte rookie record for assists (303) and steals (104) in a season (1990-91)... Has started 673 of 749 NBA games and has scored 11,204 career points, an average of 15.0 per game over his 11-year career ... Led the NBA in steals per game in 1998-99 and matched the NBA single-game record with 11 steals vs. Miami in 1999 ... He established the Kendall Gill House for working homeless in Charlotte and the Cunningham House for children in Champaign... Graduated from Illinois with a degree in speech communications.



# TRADITION

## Illini Legends

**This summer the University of Illinois lost three legends: Dike Eddleman, the greatest all-around athlete to ever compete for the Orange and Blue; Lou Boudreau, a Major League Baseball Hall of Famer and Illini basketball hero and Andy Phillip, famed member of the Whiz Kids.**

### DWIGHT "DIKE" EDDLEMAN • DEC. 27, 1922 – AUG. 1, 2001

- Appeared in the 1947 Rose Bowl as a punter, punt returner and kickoff returner for Illini football team, 1948 Summer Olympics in London as a high jumper and 1949 NCAA Basketball Final Four.
- Greatest Athlete in University of Illinois history with 11 varsity letters in the sports of basketball, football and track.
- Member of the famed "Whiz Kids" and led the Illini in scoring two of his three seasons.
- First-team All-Conference selection in 1948 and 1949.
- Chicago Tribune Silver Basketball Trophy winner in 1949 as Big Ten MVP.
- 1949 Illini team MVP and Big Ten Medal of Honor winner.
- Second-team All-American in 1948 and First-team selection in 1949.
- Finished tied for second in the high jump at the 1948 Olympics in London. Won five Big Ten high jump titles and one NCAA high jump championship.
- Still holds Illinois record for longest punt (88 yards) and had punt returns of 89 and 92 yards for touchdowns.
- Member of the National High School Association Hall of Fame and on the all-time Illinois High School Association All-State basketball team.

- Played four years of professional basketball for the National Basketball League.




### LOU BOUDREAU • JULY 17, 1917 - AUG. 10, 2001

- One of just three Fighting Illini athletes to have his number (5) retired at Illinois along with Red Grange and Dick Butkus.
- First-team basketball All-America in 1938.
- Led Illinois to Big Ten championships in basketball and baseball in 1937.
- Named to the Collegiate Baseball all-time college baseball "Dream Team."
- Competed in basketball at Illinois in 1937 and 1938, and in baseball at Illinois in 1937.
- Joined the Cleveland Indians in 1938. His first full season in the major leagues came in 1940, and less than two seasons later, in the fall of 1941 at the age of 24 was named the new manager of the Indians. He was, and still is, the youngest manager in the history of Major League Baseball and one of just a few men to serve as a player-manager in the big leagues.
- Earned American League MVP honors after leading the Indians to the world championship in 1948.
- Inducted into the Baseball Hall of Fame in 1970.
- Played for Cleveland Indians from 1938-50 and with Boston Red Sox from 1950-51.
- Managed with Cleveland, Boston (1952-54), the Kansas City Athletics (1955-57) and Chicago Cubs (1960).



### ANDY PHILLIP • MARCH 7, 1922 - APRIL 28, 2001

- Member of the famed Whiz Kids.
- Inducted into the Basketball Hall of Fame in 1961.
- Illini MVP in 1942 and 1943.
- Illinois' only two-time consensus All-American, and the last Illini to earn Associated Press consensus All-America honors.
- Big Ten Most Valuable Player in 1943.
- His school record of 54 attempted field goals in a game on March 1, 1943 is the oldest standing record in the University of Illinois basketball record books.
- Five-time NBA All-Star during his 11-year professional career.



# TRADITION

## All-Time Letterwinners

Information on each athlete was compiled from managers reports, media guides, programs and academic records. Inquiries on additions, deletions or corrections should be directed to the UI Sports Information Office.

An asterisk (\*) indicates information was unavailable at the time of printing.

### A

Abullah, Halim, 1997; G, Jersey City, N. J. (St. Anthony's)  
Adams, Rich, 1975, 76, 77, 78; F, Cincinnati, Ohio (Colerain)  
Altenberger, Bill, 1955, 56, 57; F, E. St. Louis, Ill. (High)  
Altenberger, Doug, 1983, 84, 85, 87; F-G, Peoria, Ill. (Richwoods)  
Altenmeyer, Vern, 1959, 60; C, Scottsburg, Ill. (High)  
Alwood, Clyde, 1915, 16, 17; \*, Clinton, Ill. (High)  
Anderson, Earl, 1918; \*, Bloomington, Ill. (U of I Academy)  
Anderson, Nick, 1988, 89; F, Chicago, Ill. (Simeon)  
Anderson, Van, 1948, 49, 50; F, Chicago, Ill. (Sullivan)  
Applegan, Clarence, 1916; \*, \* (\*)  
Archibald, Robert, 1999, 2000, 01, F, Ballwin, Mo. (Lafayette)

### B

Bane, Frank, 1914, 15; \*, Chicago, Ill. (Pontiac)  
Bardo, Stephen, 1987, 88, 89, 90; G-F, Carbondale, Ill. (High)  
Bartholomew, Robert, 1930, 31, 32; \*, Peoria, Ill. (Peoria Central)  
Battle, Kenny, 1988, 89; F, Aurora, Ill. (Aurora West)  
Bauer, Larry, 1964; F-C, Springfield, Ill. (High)  
Baumgardner, Max, 1951, 53; F, Sterling, Ill. (High)  
Beach, Ted, 1950, 51; G, Champaign, Ill. (High)  
Bemoras, Irvin, 1951, 52, 53; F, Chicago, Ill. (Marshall)  
Benham, Harold, 1935, 36; \*, Manteno, Ill. (Manteno Twp.)  
Bennett, Caslon, 1931, 32, 33; \*, Marshall, Ill. (High)  
Bennett, Robert, 1992, 93, 94, 95; F, Chicago, Ill. (Julian)  
Bergeson, Carl, 1930; \*, Batavia, Ill. (High)  
Bernstein, Louis, 1909, 10; \*,

Chicago, Ill. (Medill)  
Beyers, Rich, 1998; F, Shelbyville, Ill. (High)  
Beynon, Jack, 1934, 35; \*, Rockford, Ill. (High)  
Blackwell, Glynn, 1986, 87, 88; G-F, Highland Park, Mich. (High)  
Blackwell, Mel, 1964; F, Centralia, Ill. (High)  
Blackwell, Ryan, 1996; F, Pittsford, N.Y. (Pittsford-Sutherland)  
Blout, Bryon, 1936, 37; \*, Mt. Pulaski, Ill. (High)  
Boline, Jelani, 1997, 98; G, Chicago, Ill. (Whitney Young)  
BonSalle, George, 1955, 56, 57; C, Chicago, Ill. (Loyola Academy)  
Bontemps, Kevin, 1980, 81, 82, 83; G, Morton, Ill. (High)  
Boudreau, Lou, 1937, 38; \*, Harvey, Ill. (Thornton)  
Bowman, P. J., 1989, 90; G, Champaign, Ill. (Parkland J.C.)  
Bradford, Cory, 1999, 2000, 01; G, Memphis, Tenn. (Raleigh Egypt)  
Braun, Howard, 1934, 35, 36; \*, Belleville, Ill. (High)  
Bredar, James, 1951, 52, 53; G, Salem, Ill. (High)  
Bresnahan, Neil, 1977, 78, 79, 80; F, Oak Park, Ill. (Fenwick)  
Breyfogle, Larry, 1958; G-F, Lawrenceville, Ill. (High)  
Britton, Earl, 1924; \*, Elgin, Ill. (High)  
Brody, Talbot, 1963, 64, 65; G, Trenton, N.J. (Central)  
Brothers, Bruce, 1954, 55, 56; F, Quincy, Ill. (High)  
Brown, Bob, 1964, 66; G-F, W. Frankfort, Ill. (High)  
Brown, Cleoris, 1999, 2000; F, Pittsview, Ala. (Russell County)  
Brundage, Avery, 1908; Chicago, Ill. (R. T. Crane Mann Training)  
Bunkenberg, Bruce, 1958, 59, 60; F, Chicago, Ill. (Roosevelt)  
Burmester, Jack, 1945, 46, 47, 48; G, Elgin, Ill. (High)  
Burwell, Bill, 1961, 62, 63; C, Brooklyn, N.Y. (Boys)  
Busboom, Les, 1967, 68, 69; G, Royal, Ill. (St. Joseph-Ogden)  
Bushnell, Tim, 1974; F, Lincoln, Ill. (High)

### C

Caiazza, Ted, 1957; C, LaGrange, Ill. (Lyons)  
Caldwell, Herb, 1996, 97; F, Jacksonville, Ill. (High)  
Cann, Fremont, 1928; \*, Rochelle, Ill. (High)  
Carmichael, Tom, 1974, 75; F-C,

Rochelle, Ill. (High)  
Carney, Charles, 1920, 21, 22; \*, Evanston, Ill. (High)  
Cermack, Jerome, 1907, \*; \* (\*)  
Chukwudebe, Victor, 1997, 98, 99, 2000; F, Springfield, Ill. (Lanphier)  
Clarida, Doug, 1992; G, Marion, Ill. (High)  
Clark, Shelly, 1994, 95; C, Chicago, Ill. (South Shore)  
Clemons, Rennie, 1991, 92, 93; G, Springfield, Ill. (Calvary)  
Cobb, Levi, 1977, 78, 79, 80; F, Chicago, Ill. (Morgan Park)  
Cohen, Larry, 1972; G, Wilmette, Ill. (New Trier East)  
Colangelo, Jerry, 1960, 61, 62; G, Chicago Heights, Ill. (Bloom)  
Collins, Walter, 1921, 22; \*, Rockford, Ill. (Harlem Consolidated)  
Combes, Harry, 1935, 36, 37; \*, Monticello, Ill. (High)  
Conner, Nick, 1971, 72, 73; C, Columbus, Ohio (East)  
Cook, Brian, 2000, 01; F, Lincoln, Ill. (High)  
Craig, Hal, 1946; F, Decatur, Ill. (High)  
Crane, Dudley, 1914; \*, Montclair, N.J. (Montclair)  
Crews, Randy, 1968, 69, 70; F, Kankakee, Ill. (Bradley-Bourbonnais)  
Cronk, Howard, 1940; \*, Anderson, Ind. (High)  
Cross, Joe, 2000, 01; G, Carbondale, Ill. (High)  
Cross, Gene, 1993, 94; G-F, Olympia Fields, Ill. (Rich Central)  
Curless, Jerry, 1961; G, Table Grove, Ill. (V.I.T)

### D

Dadant, Maurice, 1906, 07, 08; \*, Hamilton, Ill. (High)  
Dahringer, Homer, 1912, 13; \*, Waukegan, Ill. (High)  
Daniels, Jay, 1982, 83; F.W. Palm Beach, Fla. (Leonard)  
Daughterity, Russell, 1925, 26, 27; \*, Streator, Ill. (High)  
Davidson, Marc, 1992, 93; F, Minooka, Ill. (Aurora Christian)  
Davies, Carl, 1938; \*, \* (\*)  
Davis, Arias, 1998, 99; G, Waycross, Ga. (Otero JC)  
Dawson, Jeff, 1973, 74, G, Oak Park, Ill. (Downers Grove North)  
Dawson, Jim, 1965, 66, 67; G, Elmhurst, Ill. (York)  
DeDecker, Jim, 1971, 72; C, Moline, Ill. (Alleman)



# TRADITION

## All-Time Letterwinners

Dehner, Lewis "Pick", 1935, 38, 39; \*,  
Lincoln, Ill. (High)  
Deimling, Keston, 1926, 27, 28; \*,  
Stevens Point, Wis. (Medford)  
Delaney, Donald, 1944, 45; C,  
Grand Rapids, Mich. (Catholic Central)  
DeMoulin, Ray, 1944; F,  
Mulberry Grove, Ill. (\*)  
Deputy, Donn, 1974; F, Pekin, Ill. (High)  
Dezort, Tom, 1970; F, Edwardsville, Ill. (High)  
Dillon, David, 1941; \*, Newton, N.J. (Sturgis)  
Doolen, Bryan, 1926; \*, \* (\*)  
Dorn, Ernest, 1927, 28, 29; \*, Chicago, Ill.  
(Loyola Academy)  
Doster, Robert, 1946, 47; F, Decatur, Ill. (High)  
Douglas, Bruce, 1983, 84, 85, 86; G,  
Quincy, Ill. (High)  
Downey, Dave, 1961, 62, 63; F-G,  
Canton, Ill. (High)  
Drew, Earl, 1928, 29; \*, Chicago, Ill.  
(Crane Tech)  
Drish, John, 1939, 40, 41; \*, Chicago, Ill.  
(Morton)  
Duis, Mike, 1992; F, Crescent City, Ill.  
(Crescent Iroquois)  
Duner, Sven, 1913, 14, 15; \*, Wheaton, Ill.  
(High)  
Dunlap, Ron, 1966, 67; C, Chicago, Ill.  
(Farragut)  
Dutcher, James, 1954, 55; F,  
Downers Grove, Ill. (High)

## E

Eddleman, Dwight, 1947, 48, 49; F,  
Centralia, Ill. (High)  
Edwards, Bill, 1962, 63, 64; G,  
Windsor, Ill. (High)  
Elwell, Dan, 1916; \*, Peoria, Ill. (Manual)  
Erickson, William, 1947, 48, 49, 50; G,  
Rockford, Ill. (East)  
Evers, Walter, 1940; \*, Collinsville, Ill. (High)

## F

Farnham, Brad, 1974, 75; E, Paris, Ill. (High)  
Felmley, John, 1917, 20; \*, Normal, Ill.  
(University High)  
Fencil, Fred, 1934, \*, Co, Ill. (Morton)  
Fencil, George, 1930, 31, 32; \*, Cicero, Ill.  
(Morton)  
Ferdinand, Ken, 1976, 77; F, Urbana, Ill.  
(High)  
Flessner, Deon, 1966, 67; F-C, Royal, Ill.  
(St. Joseph-Ogden)  
Fletcher, Ralph, 1919; \*, Morris, Ill. (High)  
Fletcher, Rodney, 1950, 51, 52; G,  
Champaign, Ill. (High)

Foley, Richard, 1947, 48, 49; G, Paris, Ill. (High)  
Follmer, Clive, 1951, 52, 53; C/F, Forrest, Ill.  
(High)  
Follmer, Jed, 1971, 72, 73; F, Fairfield, Ill.  
(High)  
Follmer, Mack, 1950, 51; C, Forrest, Ill. (High)  
Fowler, Charles, 1942; \*, Watseka, Ill. (High)  
Frandsen, Lee, 1959, 60; G,  
Davenport, Iowa (High)  
Frank, Joseph, 1938, 39, 40; \*, \* (Vandalia)  
Freeman, David, 1997, 98; G,  
Champaign, Ill. (Central)  
Freeman, Don, 1964, 65, 66; F, Madison, Ill.  
(High)  
Fronczak, Stan, 1948; G, Brooklyn, N.Y. (\*)  
Froschauer, Frank, 1933, 34, 35; \*,  
Lincoln, Ill. (High)  
Fulton, Clifton, 1943, 50; F, Moosehart, Ill. (\*)

## G

Gandy, Chris, 1994, 95, 96, 97; F,  
Kankakee, Ill. (Bradley-Bourbonnais)  
Garris, Kiwane, 1994, 95, 96, 97; G,  
Chicago, Ill. (Westinghouse)  
Gates, Ralph, 1912; \*, Chicago, Ill. (Lake View)  
Gates, William, 1936; \*, Rockford, Ill. (High)  
Gatewood, Roy, 1950; F, Salem, Ill. (High)  
Gedvilas, Leo, 1945; \*, \*, (Pekin)  
Gee, Jarrod, 1995, 96, 97, 98; F, Chicago, Ill.  
(St. Martin DePorres)  
Geers, Tim, 1990, 91; Chicago, Ill.  
(DeLaSalle)  
Gerecke, Herbert, 1951, 52; F, Pekin, Ill. (\*)  
Gerhardt, Tom, 1976, 77, 78; F, Chicago, Ill.  
(DeLaSalle)  
Gibbs, Paul, 1933; \*, Lincoln, Ill. (High)  
Gibson, Ken, 1990; G, Bloomington, Ill. (High)  
Gill, Kendall, 1987, 88, 89, 90; G,  
Matteson, Ill. (Rich Central)  
Gillespie, Gordon, 1944; C, Chicago, Ill.  
(Kelvyn Park)  
Gosnell, Alan, 1958, 59, 60; F,  
Lawrenceville, Ill. (High)  
Graff, Dennis, 1974; G, Gibson City, Ill. (High)  
Gray, Reno, 1978, 80; G, Chicago, Ill.  
(Hales Franciscan)  
Green, Fred, 1946, 47, 48, 49; C,  
Urbana, Ill. (High)  
Green, Jim, 1987; G, Peoria, Ill. (Spaulding)  
Greene, Royner, 1934, 35; \*,  
Renovo, Pa. (Renovo)  
Griffin, James, 1979, 80, 81, 82; C, Grandview,  
Texas (Dunbar)  
Griffin, Marcus, 2000, 01; C, Peoria, Ill.  
(Manual / Lincoln College)  
Guttschow, Roy, 1934, 35; \*,  
Bloomington, Ill. (Trinity)

## H

Haffner, Scott, 1985; G, Noblesville, Ind.  
(High)  
Haines, Leonard, 1924, 25, 26; \*,  
Belvidere, Ill. (High)  
Halas, George, 1917, 18; \*, Chicago, Ill.  
(Crane Tech.)  
Hall, Albert, 1910, 12; \*, Waukegan, Ill.  
(High)  
Haller, Tom, 1957; G-F, Lockport, Ill. (High)  
Handlon, Colin, 1938, 39, 40; \*,  
Edwardsville, Ill. (High)  
Hamilton, Lowell, 1986, 87, 88, 89; F,  
Chicago, Ill. (Providence St. Mel)  
Hapac, William, 1938, 39, 40; \*,  
Chicago, Ill. (Morton)  
Harper, Charles, 1929, 30, 31; \*,  
Chandlerville, Ill. (High)  
Harper, Derek, 1981, 82, 83; G, W.  
Palm Beach, Fla. (North Shore)  
Harrington, Sean, 2000, 01; G, Bartlett, Ill.  
(Elgin)  
Harris, Davin, 1993; G, Bloomington, Ill.  
(High)  
Harrison, Jodie, 1968, 69; G, Streator, Ill.  
(High)  
Hawkins, Fess, 1999; C, Pine Bluff, Ark.  
(Dollarway)  
Heldman, Matt, 1995, 96, 97, 98; G,  
Libertyville, Ill. (High)  
Hellmich, Hudson, 1932, 33, 34; \*,  
St. Louis, Mo. (Soldan)  
Hellstrom, Norton, 1921, 23; \*,  
Evanston, Ill. (High)  
Henry, Wilber, 1935, 36, 37; \*,  
Benton, Ill. (High)  
Hester, Jerry, 1994, 95, 96, 98; F, Peoria, Ill.  
(Manual)  
Hill, Herbert, 1929; \* Elgin, Ill. (High)  
Hinton, Larry, 1964, 65, 66; G,  
Shelbyville, Ill. (High)  
Hocking, William, 1940, 41, 42; \*,  
Braidwood, Ill. (Reed Custer)  
Hoffmann, Robert, 1913; \*, St. Louis, Mo.  
(Washington Univ.)  
Holcomb, Derek, 1979, 80, 81; C,  
Peoria, Ill. (Richwoods)  
Hollopeter, Cecil, 1925; \*,  
Spencerville, Ind. (High)  
Hooper, Max, 1952, 53, 54; F-C,  
Mt. Vernon, Ill. (High)  
Hortin, Gordon, 1944; G, Albion, Ill. (High)  
How, John, 1928, 29; \*, Lakeville, Ind. (High)  
Howard, Jerrance, 2001; G, Peoria, Ill. (High)  
Howat, Rick, 1969, 70, 71; G,  
Downers Grove, Ill. (North)



# TRADITION

## All-Time Letterwinners

Humphrey, Dwight, 1946, 47; F, Moline, Ill. (High)

### I-J

Ingwerswn, Bert, 1918, 19, 20; \*, Fulton, Ill. (Clinton)

Jackson, Greg, 1969, 70, 71; C, Chicago, Ill. (St. Philip)

Jackson, Mannie, 1958, 59, 60; G, Edwardsville, Ill. (High)

Johansen, Bob, 1965, 66, 67; F, Geneva, Ill. (High)

Johnson, Brian, 1995, 96, 97, 98; G-F, Des Plaines, Ill. (Maine West)

Johnson, Eddie, 1978, 79, 80, 81; F, Chicago, Ill. (Westinghouse)

Johnson, Howard, 1974, 75; G, Marshall, Ill. (High)

Johnson, Lucas, 1999, 2000, 01; F, Des Plaines, Ill. (Maine West)

Jones, Mike, 1978; G-F, Joliet, Ill. (Central)  
Jones, Rich, 1966, 67; F, Memphis, Tenn. (Lester)

Jones, Rodney, 1990; F-C, Philadelphia, Pa. (West Philadelphia)

Judson, Howard, 1944, 45; G, Hebron, Ill. (Aldon-Hebron)

Judson, Paul, 1954, 55, 56; G, Hebron, Ill. (Aldon-Hebron)

Judson, Phil, 1955, 56; G-F, Hebron, Ill. (High)

Judson, Rob, 1977, 78, 79, 80; G, Zion, Ill. (Zion-Benton)

Juul, Herbert, 1906, 07; \*, Chicago, Ill. (West Division)

### K

Kamm, Albert, 1933, 34; \*, Atwood, Ill. (High)

Kamm, Alfred, 1934; \*, Atwood, Ill. (High)

Kamp, Elbert, 1930, 31, 32; \*, Mt. Carmel, Ill. (High)

Kamp, Robert, 1930, 31, 32; \*, Mt. Carmel, Ill. (High)

Karnes, T. D., 1924, 25; \*, Fairbury, Ill. (High)

Kassel, Charles, 1925, 26; \*, Melrose Park, Ill. (Proviso)

Kaufmann, Andy, 1990, 91, 93; F, Jacksonville, Ill. (High)

Kawal, Ed, 1930; \*, Cicero, Ill. (Morton)

Keene, Richard, 1993, 94, 95, 96; G, Collinsville, Ill. (High)

Keller, Charles, 1986; G, Effingham, Ill. (High)

Kerr, John, 1952, 53, 54; C, Chicago, Ill. (Tilden)

Kersulis, Walt, 1945, 48, 49, 50; F-C,

E. St. Louis, Ill. (High)

Kircher, Helmuth, 1913, 14; \*, Chicago, Ill. (Crane Tech.)

Kirk, Walt, 1944, 45, 47; F-G, Mt. Vernon, Ill. (High)

Klusendorf, Don, 1984; F, Western Springs, Ill. (Lyons)

Kopp, William, 1919; \*, Chicago, Ill. (Englewood)

Kpedi, Andy, 1990, 91; C, St. Anne, Ill. (Kankakee J.C.)

Krelle, Jim, 1970, 71, 72; G, Aurora, Ill. (West)

Krupalija, Damir, 1999, 2000, 01; F, Rockford, Ill. (Boylan)

Kujawa, Jens, 1986, 87, 88; C, Braunnshweig, West Germany (Taylorville, Ill., HS)

Kunz, Phil, 1987, 88; F-C, Carlyle, Ill. (High)

### L

Landt, Louis, 1959, 60; G, Chicago, Ill. (Roosevelt)

Lanter, Steve, 1977, 79; G, Belleville, Ill. (Mascoutah)

Lasater, Harry, 1938; \*, Chicago, Ill. (Kelvyn Park)

Leeper, Sam, 1962; G, Tolono, Ill. (Unity)

Leighty, Rick, 1976, 77; G-F, Lawrenceville, Ill. (High)

Leo, Herbert, 1911, 12; \*, St. Louis, Mo. (Yeatman)

Leonard, Bryan, 1981, 82; C, Belleville, Ill. (East)

Liberry, Marcus, 1989, 90; F, Chicago, Ill. (King)

Lindsay, Forrest, 1926; \*, Tulsa, Okla. (Central)

Lipe, Cordon, 1923, 24, 25, 26; Chicago, Ill. (Lake Forest Academy)

Lipe, K. Jack, 1925, 26; \*, Chicago, Ill. (Lake Forest Academy)

Love, John, 1962, 64; F, Ottawa, Ill. (High)

Lovlace, Jay, 1962; G, Carbondale, Ill. (High)

Louis, Benny, 1966, 67, 68; F, Pinckneyville, Ill. (High)

Lubin, Larry, 1976, 77, 78, 79; G, Glencoe, Ill. (Evanston)

### M

McDonald, Mike, 1989; F, Streamwood, Ill. (High)

Makovsky, Ed, 1953, 54; F-C, Cicero, Ill. (Morton)

Manzke, Edward, 1989; G, Orland Park, Ill. (Marist)

Marks, James, 1948, 49; F, Edwardsville, Ill.

Marks, John, 1951; G, Edwardsville, Ill.

Markworth, Martin, 1936; Cleveland, Ohio (West Tech.)

Martin, Hollie, 1926; \*, \* (\*)

Mast, Nate, 1999, 2000, 01; G, Champaign, Ill. (Central)

Mathisen, Arthur, 1941, 42, 43; C, Dwight, Ill. (High)

Mathews, Audie, 1975, 76, 77, 78; G, Chicago Heights, Ill. (Bloom)

Mauer, John, 1924, 35, 36; \*, Batavia, Ill. (High)

May, Elbridge, 1929, 30, 31; \*, Chicago, Ill. (Lake View)

McBride, John, 1973; G, Orland Park, Ill. (Sandburg)

McClain, Sergio, 1998, 99, 2000, 01; G, Peoria, Ill. (Manual)

McClure, Ray, 1946; \*, Galesburg, Ill. (High)

McKay, Ernest, 1917; \*, Evanston, Ill. (High)

McKay, Robert, 1927; \*, Champaign, Ill. (High)

McKeown, Bill, 1964, 65; G, Clinton, Ill. (High)

Mee, Julian, 1920, 21; \*, Chicago, Ill. (William & Vashti College)

Meents, Scott, 1983, 84, 85, 86; F, Herscher, Ill. (High)

Melton, Brett, 2001; G, Mahomet, Ill. (Mahomet-Seymour)

Menke, Ken, 1942, 42, 47; F, Dundee, Ill. (High)

Menke, Robert, 1946; F-C, Elgin, Ill. (High)

Mettile, Jerry, 1967; F-G, Morris, Ill. (High)

Meyer, Matt, 1979; G, Manito, Ill. (Foreman)

Michael, Tom, 1991, 92, 93, 94; F, Hoffman, Ill. (Carlyle)

Miller, Fred, 1969, 70, 71; F, Pekin, Ill. (High)

Mills, Coke, 1935; \*, \* (\*)

Mills, Doug, 1961, 62; G, Galesburg, Ill. (High)

Mills, Douglas, 1928, 29, 30; \*, Elgin, Ill. (High)

Mittleman, Benjamin, 1918, 19; \*, Chicago, Ill. (Marshall)

Montgomery, George, 1982, 83, 84, 85; C, Chicago, Ill. (Corliss)

Moore, Vernon, 1932; \*, Martinsville, Ill. (High)

Morris, Bill, 1972; C, St. Louis, Mo. (Beaumont)

Morton, Robert, 1944, 45; F, Elgin, Ill. (High)

Mroz, Wallie, 1946; \*, Chicago, Ill. (Wells)

### N

Nisbet, Tom, 1937, 38, 39; \*, Harvey, Ill. (Thornton)

Norman, Ken, 1985, 86, 87; F, Chicago, Ill. (Crane)

Notree, Bryant, 1995, 96, 97; G, Chicago, Ill. (Simeon)



# TRADITION

## All-Time Letterwinners

### O

Ohl, Don, 1956, 57, 58; G, Edwardsville, Ill. (High)  
Olson, Everette, 1927; \*, Hinsdale, Ill. (Lyons)  
O'Neal, Alvin, 1971; G-F, Peoria, Ill. (Spalding)  
O'Neal, Robert, 1941; \*, Chicago Heights, Ill. (Bloom)  
Orr, John, 1945; \*, Pittsburg, Kan. (Taylorville, Ill., HS)  
Osterkorn, Walter, 1948, 49, 50; F-C, Chicago, Ill. (Amundsen)  
Otto, Gordon, 1916; \*, Chicago, Ill. (Bradley Poly, Institute)  
Owen, W. Boyd, 1931, 32, 33; \*, South Bend, Ind. (High)

### P

Pace, Dennis, 1967, 68, 69; F, Collinsville, Ill. (High)  
Parker, Curtis, 1924; \*, Hubbard Woods, Ill. (New Trier)  
Parker, Edwin, 1942; C-F, Cicero, Ill. (Morton)  
Parker, Kenneth, 1943; C, Granite City, Ill. (High)  
Patrick, Stan, 1944; F, Chicago, Ill. (Leo)  
Paul, John, 1957, 58; G, Elgin, Ill. (St. Edward)  
Pearson, Preston, 1966, 67; G, Freeport, Ill. (High)  
Penn, Albert, 1908; \*, Camden, Ind. (Indiana Univ.)  
Perry, Edward, 1958, 59, 60; F, Salem, Ill. (High)  
Peterson, Robert, 1951, 52, 53; C, Elgin, Ill. (High)  
Phillip, Andrew, 1942, 43, 47; F, Granite City, Ill. (High)  
Phillips, Charles, 1938; DuQuoin, Ill. (High)  
Pierce, Scott, 1991, 92; F, Euless, Texas (Trinity)  
Plew, Elmer, 1953, 54; G, Paris, Ill. (High)  
Popken, Roland, 1922, 23, 24; \*, Oak Park, Ill. (High)  
Popperfuss, Henry, 1908, 09, 10; \*, Tomah, Wis. (St. Egnacious College)  
Poston, Emmett, 1909, 11; \*, Crawfordsville, Ind. (High)  
Potter, Glenn, 1922, 23, 24; \*, Orange, Calif. (Orange Union)  
Price, Mike, 1968, 69, 70; G, Indianapolis, Ind. (Arsenal Tech.)  
Probst, J.S., 1918; \*, Elkhart, Ind. (High)

### R

Range, Perry, 1979, 80, 81, 82; F, South Beloit, Ill. (High)  
Redmon, Bogie, 1963, 64, 65; F-C, Collinsville, Ill. (High)  
Reitsch, Henry, 1921; \*, Rockford, Ill. (High)  
Rennacker, Roy, 1909; \*, Kirkwood, Ill. (Lewis Institute)  
Renner, Jerry, 1961; F, Aurora, Ill. (East)  
Reynolds, Kenneth, 1925, 26, 27; \*, Villa Grove, Ill. (High)  
Richardson, Quinn, 1981, 82, 84; G, Robbins, Ill. (Eisenhower)  
Richmond, Robert, 1939, 41; \*, West Frankfort, Ill. (High)  
Ridley, William, 1954, 55, 56; G, Taylorville, Ill. (High)  
Riegel, Robert, 1935, 36, 37; \*, Tolono, Ill. (St. John's Military)  
Riley, Roy, 1906; \*, Sutton, Neb. (West Division)  
Roberson, Garvin, 1972, 73; G, Elkhart, Ind. (High)  
Roberts, Dave, 1973, 74, 75; F, Broadview, Ill. (Proviso East)  
Robisch, Brett, 1995; C, Springfield, Ill. (Calvary)  
Roettger, Walter, 1922, 23; \*, St. Louis, Mo. (Yeatman)  
Roth, Sterve, 1992, 93, 94, 95; C, Belleville, Ill. (East)  
Rowe, Robert, 1946; C, Warren, Ill. (High)  
Rucks, Bill, 1974, 75; C, Waukegan, Ill. (High)  
Rucks, Jim, 1972; F, Waukegan, Ill. (High)  
Ryan, Edward, 1906, 07; \*, Elgin, Ill. (High)

### S

Sabo, John, 1921, 22; \*, South Bend, Ind. (High)  
Sachs, Henry, 1939, 40, 41; \*, Chicago, Ill. (Wells)  
Schafer, Tom, 1984; F, Algonquin, Ill. (Jacobs)  
Schmidt, Harv, 1955, 56, 57; F, Kankakee, Ill. (High)  
Schmidt, Rick, 1973, 74, 75; F, Royal, Ill. (St. Joseph-Ogden)  
Scholz, Dave, 1967, 68, 69; F-C, Decatur, Ill. (High)  
Schroeder, C. J., 1972, 73, 74; G, Davenport, Iowa (West)  
Schuldt, James, 1951, 53; G, Dundee, Ill. (High)  
Searcy, Ed, 1960; F-C, Indianapolis, Ind. (Attucks)  
Seyler, Jim, 1944, 45, 46; G, Centralia, Ill.

(High)

Shapiro, Harold, 1939, 40, 41; \*, Rochester, N.Y. (Franklin)  
Shapland, Bob, 1970, 71; G, Champaign, Ill. (Central)  
Shapland, Mark, 1989; F, Monticello, Ill. (High)  
Shirley, Alton, 1943; C, St. Elmo, Ill. (Effingham)  
Shoaff, Oliver, 1943; F, Mt. Carmel, Ill. (High)  
Small, Bill, 1961, 62, 63; G, Aurora, Ill. (West)  
Smail, Ervin, 1988, 89, 90; F, Chicago, Ill. (Simeon)  
Smiley, Arthur "Jack", 1942, 43, 46, 47; G, Waterman, Ill. (High)  
Smith, Dave, 1974; F, Clarendon Hills, Ill. (Hindsdale Central)  
Smith, Larry, 1987, 88, 89, 91; G, Alton, Ill. (High)  
Smith, Mark, 1978, 79, 80, 81; F, Peoria, Ill. (Richwoods)  
Solyom, Andrew, 1928; \*, Elgin, Ill. (High)  
Staab, Jake, 1944, 45; F, Chillicothe, Ill. (\*)  
Starnes, Bob, 1961, 62, 63; F, Dukedom, Tenn. (Chicago Gage Park HS)  
Sterneck, Morris, 1954; G, Salem, Ill. (High)  
Stewart, Charles, 1906, 07; \*, Charleston, Ill. (Eastern Illinois Univ.)  
Stilwell, Leland, 1922, 23, 24; \*, Stewartsville, Ind. (Olney)  
Storcy, Awvee, 1998; G, Chicago, Ill. (Proviso West)  
Stout, Hiles, 1955, 56, 57; F, Peoria, Ill. (Central)  
Swanson, Harold, 1936, 37; \*, Chicago, Ill. (Roosevelt)  
Sunderlage, Don, 1949, 50, 51; F-G, Elgin, Ill. (High)

### T

Tabor, Hubert, 1922; \*, Sullivan, Ill. (High)  
Tallmadge, Floyd, 1906; \*, Geneva, Neb. (High)  
Tarwain, John, 1930; \*, New Baden, Ill. (Goode-Barren)  
Taylor, Brooks, 1990, 91, 92, 93; G, Chicago, Ill. (DeLaSalle)  
Taylor, Curtis, 1986; G, Syracuse, N. Y. (Fowler)  
Taylor, Paul, 1918, 19, 20; \*, Indianapolis, Ind. (Mooreville)  
Taylor, Roger, 1957, 58, 59; G, Park Forest, Ill. (Rich)  
Theobald, William, 1933; \*, DuQuoin, Ill. (High)  
Thomas, Deon, 1991, 92, 93, 94; F-C, Chicago, Ill. (Simeon)



# TRADITION

## All-Time Letterwinners

Thomas, Derrick, 1995; G,  
Country Club Hills, Ill. (Rich Central)

Thompson, Thomas, 1908, 09, 10; \*,  
Russell, Kan. (Roadhouse)

Thoren, Skip, 1963, 64, 65; , Rockford, Ill.  
(East)

Thurlby, Burdette, 1948, 49, 50; G,  
Kirkland, Ill. (High)

Tucker, Craig, 1981, 82; G, Flint, Mich.  
(Northern)

Tucker, Otho, 1973, 75, 76; F, Paris, Ill. (High)

Turner, Kevin, 1995, 96, 97, 98; G,  
Chicago, Ill. (Simeon)

Tuttle, Will, 1992; F, Mokena, Ill. (Lincoln Way)

### V

Vail, Charles, 1918, 20, 21; Chicago, Ill.  
(Parker)

Vance, Eugene, 1942, 43, 47; G, Clinton, Ill.  
(High)

Vaughn, Govoner, 1958, 59, 60; F,  
Edwardsville, Ill. (High)

Vopicka, James, 1936, 37; \*, Cicero, Ill.  
(Morton)

Vopicka, Jim, 1964, 65; G, Brookfield, Ill.  
(Morton West)

### W

Walquist, Lawrence, 1920, 21, 22; \*,  
Rockford, Ill. (High)

Wardley, George, 1937, 38, 39; \*,  
Joliet, Ill. (Phillips Exeter Acad.)

Washington, Mike, 1975, 76; F-C;  
Chicago, Ill. (Morgan Park)

Watson, Carl, 1909, 10; \*,  
Chicago, Ill. (Lewis Institute)

Weatherspoon, Nick, 1971, 72, 73; F,  
Canton, Ohio (McKinley)

Welch, Anthony, 1982, 83, 85, 86; F,  
Grand Rapids, Mich. (Creston)

Wente, Mike, 1974; C,  
Effingham, Ill. (St. Anthony)

Wessels, John, 1959, 60, 61; C,  
Rockford, Ill. (West)

Westervelt, Kevin, 1980; G, Peoria, Ill.  
(Richwoods)

Westfall, Curtis, 1907; \*, Bushnell, Ill.  
(Lombard College)

Wheeler, T.J., 1992, 93, 94; G, Buckner, Ill.  
(Christopher)

White, James, 1911, 12, 13; \*, Chicago, Ill.  
(Lakeview)

Williams, Frank, 2000, 01; G,  
Peoria, Ill. (Manual)

Williams, Nate, 1975, 76; G, Chicago, Ill.

(Crane)

Williford, Edward, 1913, 14, 15; \*,  
Nokomis, Ill. (High)

Wilson, Kenneth, 1919, 20; \*, Arwood, Ill.  
(High)

Windmiller, Bob, 1969, 70; G,  
N. Manchester, Ind. (Ossian)

Winters, Efreem, 1983, 84, 85, 86; F,  
Chicago, Ill. (King)

Woods, Ralf, 1915, 16, 17; \*, Evanston, Ill.  
(High)

Woodward, Reggie, 1986; G,

Chicago, Ill. (King)

Woolston, William, 1911, 12; \*,  
Geneva, Ill. (Cornell Univ.)

Wright, James, 1952, 53, 53; G,  
Lawrenceville, Ill. (High)

Wukovits, Victor, 1940, 41, 42; \*,  
South Bend, Ind. (Riley)

Wysinger, Tony, 1984, 85, 86, 87; G,  
Peoria, Ill. (Central)

## BASKETBALL MANAGERS

The following is a list of the Fighting Illini's head basketball managers since 1922. Head managers are recipients of varsity letter.

1921-22	W. F. Hahne	1961-62	Henry Hegmer
1922-23	A. F. Radeke	1962-63	Donald Nelson
1923-24	Don Cuthbertson	1963-64	Bob Shineflug
1924-25	Kenneth M. Dubach	1964-65	Richard Budde
1925-26	Verne L. Hahneman	1965-66	Dale Eckerty
1926-27	H. E. Schlenz	1966-67	Chuck Middleton
1927-28	S. D. Jones	1967-68	Anthony Stepper
1928-29	H. H. Young	1968-69	Jack Tuttle
1929-30	S. E. Dean	1969-70	George Wenthe
1930-31	E. N. Combs	1970-71	George Andrews
1931-32	Edgar B. Smiley	1971-72	Paul Zubinski
1932-33	N.B. Sawtell	1972-73	Ed Deffley
1933-34	H. A. Kellerman	1973-74	Arnell Gregotski
1934-35	Kenneth Pettigrew	1974-75	Jim Kaetzer
1935-36	Guy C. Barnard	1975-76	Jim Kaetzer
1936-37	William G. Whyte	1976-77	Ron Tombaugh
1937-38	Robert D. Fast	1977-78	Lyle Kurz
1938-39	John J. Kinsell	1978-79	Alan Smith
1939-40	George H. Dickerson	1979-80	Geoff Galen
1940-41	Charles C. Dadant	1980-81	Steve Hovarth
1941-42	Leonard Steele	1981-82	Curtis Stoelting
1942-43	Harry W. Whyte	1982-83	Michael Tucker
1943-44	Tom Jack	1983-84	Dennis Gorsuch
1944-45	John Folmer	1984-85	Tim Thomas
1945-46	Harrison Rose	1985-86	Bob Goldsmith
1946-47	Max Rowe	1986-87	Jimmy Phillips
1947-48	John Watkins	1987-88	Nate Suddeth
1948-49	James Nelson	1988-89	Gary Brunner
1949-50	Douglas E. Hager	1989-90	Mark Wessell
1950-51	John Swisher	1990-91	Lynn Carroll
1951-52	Robert Gaschler	1991-92	Andrew Haring
1952-53	Jack Leskera	1992-93	Mike O'Malley
1953-54	Hugh Purnell	1993-94	Mike O'Malley
1954-55	Wally Warts	1994-95	Dana O'Connor
1955-56	John Murray	1995-96	Dana O'Connor
1956-57	Tim McMillan	1996-97	Max Rouse
1957-58	Gene Wineland	1997-98	Max Rouse
1958-59	Dick Ekin	1998-99	Kevin Ksiazek
1959-60	Dennis Swanson	1999-2000	Kevin Ksiazek
1960-61	Dale DeFour	2000-01	Robbie Wostratzky





# TRADITION

## Illini By The Numbers

The following is a list of numbers and the Fighting Illini who have worn them since 1940.

### #00

Brett Melton .....2001  
Victor Chukwudebe .1997-98-99-2000

### #3

Arias Davis .....1999  
Davin Harris .....1993  
Tim Geers .....1990-91

### #4

Fess Hawkins .....1999  
Arias Davis .....1998  
Brooks Taylor .....1990-91-92-93  
Scott Haffner .....1985

### #5

Nate Mast .....2000-01  
Halim Abdullah .....1997

### #7

Morris Sterneck .....1954  
Clifton Fulton .....1950  
Oliver Shoaff .....1943

### #8

Ted Beach .....1951  
Roy Gatewood .....1950  
Edwin Parker .....1942

### #9

Elmer Plew .....1953-54  
Richard Foley .....1947-48  
Jim Seyler .....1944-45

### #10

Jelani Boline .....1997-98  
Will Tuttle .....1992  
P.J. Bowman .....1989-90  
Tony Wysinger .....1984-85-86-87

Craig Tucker .....1981-82  
Reno Gray .....1978, 80  
Nate Williams .....1975-76  
Garvin Roberson .....1972-73  
Rick Howat .....1969-70-71  
Larry Bauer .....1964  
John Wessels .....1959-60-61  
Hiles Stout .....1955-56  
Bill Edwards .....1947  
Jake Staab .....1944-45

### #11

Rennie Clemons .....1991-92-93  
Tom Schafer .....1983-84  
Dave Roberts .....1973-74-75  
Bob Windmiller .....1969-70  
Ben Louis .....1966-67-68  
Roger Taylor .....1957-58-59  
William Ridley .....1954-55-56  
Don Sunderlage .....1950-51  
Jack Burmaster .....1947-48  
John Orr .....1945

### #12

Joe Cross .....2000-01  
Derek Harper .....1981-82-83  
Kevin Westervelt .....1980  
Ken Ferdinand .....1976-77  
Nick Weatherspoon .....1971-72-73  
Tal Brody .....1963-64-65  
Lee Frandsen .....1959-60  
Leo Gedvilas .....1945

### #13

Cory Bradford .....1999-2000-01  
Doug Clarida .....1992  
Kendall Gill .....1987-88-89-90  
James Griffin .....1979-80-81-82  
Walter Osterkorn .....1948, 1950  
Victor Wukovits .....1942

### #14

C.J. Schroeder .....1972-73-74  
Fred Miller .....1969-70-71  
Jerry Mettelle .....1967  
John Love .....1962, 1964  
Burdette Thurlby .....1948, 1940

Walt Kirk .....1947

### #15

Tom Carmichael .....1974-75  
Mike Price .....1968-69-70  
Don Freeman .....1964-65-66  
Hiles Strout .....1957  
John Marks .....1951  
Arthur (Jack) Smiley .....1942-43-47

### #16

James Wright .....1952-53-54  
Robert Doster .....1947  
Ray DeMoulin .....1944  
William Hocking .....1942

### #17

Gordon Gillespie .....1944

### #19

James Bredar .....1951-52-53  
Arthur Mathisen .....1942-43  
Walt Kersulis .....1945

### #20

Ken Gibson .....1990  
Edward Manzke .....1989  
Kevin Bontemps .....1980-81-82-83  
Matt Meyer .....1979  
Dennis Graff .....1974  
Mel Blackwell .....1964  
Jerry Renner .....1961  
Bruce Bunkenburg .....1958-59-60  
Bill Altenberger .....1955-56

### #21

Robert Archibald .....1999-2000-01  
Matt Heldman .....1995-96-97-98  
Scott Pierce .....1992  
Rodney Jones .....1980  
Glynn Blackwell .....1986-87-88  
Quinn Richardson .....1981-82, 1984  
Steve Lanter .....1977, 1979  
Larry Cohen .....1972  
Bob Johansen .....1965-66-67



# Illini By The Numbers

# TRADITION

Sam Leeper .....1962  
Bill Altenberger .....1957  
Walt Kersulis .....1948, 1950

## #22

Lucas Johnson .....1999-2000-01  
Kiwane Garris .....1994-95-96-97  
Doug Altenberger ...1983-84-85-86-87  
Perry Range .....1979-80-81-82  
Howard Johnson .....1974-75  
Jim Vopicka .....1964-65  
Jay Lovelace .....1962  
Edward Perry .....1958-59-60  
George BonSalle .....1955-56  
John Kerr .....1952-53-54  
Van Anderson .....1948, 1950

## #23

Jerry Hester .....1998  
Mike Duis .....1992  
Larry Smith .....1988-89, 1991  
Curtis Taylor .....1986  
George Montgomery ...1982-83-84-85  
Larry Lubin .....1976-77-78-79  
Jerry Colangelo .....1960-61-62  
George BonSalle .....1957  
Ted Beach .....1950  
Alton Shirley .....1943

## #24

Sean Harrington .....2000-01  
Richard Keene .....1993-94-95-96  
Scott Pierce .....1991  
Ervin Small .....1988-89-90  
Efrem Winters .....1983-84-85-86  
Tom Gerhardt .....1976-77-78  
Jeff Dawson .....1973-74  
Jim Dawson .....1965-66-67  
Ed Makovsky .....1953-54

## #25

Jerrance Howard .....2001  
Bryant Notree .....1995-96-97  
Deon Thomas .....1991-92-93-94  
Nick Anderson .....1988-89  
Bruce Douglas .....1983-84-85-86  
Donn Deputy .....1974

Jim Krelle .....1970-71-72  
Preston Pearson .....1966-67  
Bill Burwell .....1961-62-63  
Ted Caiazza .....1956-57  
Robert Peterson .....1951-52-53  
Eugene Vance .....1942-43, 1947  
Walt Kirk .....1944-45

## #26

Irvin Bemoras .....1951-52-53  
Stan Fronczak .....1948

## #27

James Dutcher .....1954-55  
Mack Follmer .....1950-51  
James Marks .....1948

## #28

Gordon Hortin .....1944

## #29

Max Baumgardner .....1951, 1953  
Dwight Humphrey .....1947

## #30

Frank Williams .....2000-01  
Robert Bennett .....1992-93-94-95  
Marcus Liberty .....1989-90  
Scott Meents .....1983-84-85-86  
Rob Judson .....1977-78-79-80  
Mike Wentz .....1974  
Randy Crews .....1968-69-70  
Deon Flessner .....1966-67  
Mannie Jackson .....1958-59-60  
Phil Judson .....1955-56  
Howard Judson .....1944-45

## #31

David Freeman .....1997-98  
Brett Robisch .....1995-96  
Larry Smith .....1987  
Don Klusendorf .....1984  
Neil Bresnahan .....1977-78-79-80  
Greg Jackson .....1969-70-71  
Doug Mills .....1961-62

Donald Delandy .....1944-45

## #32

Cleotis Brown .....1999-2000  
Jarrod Gee .....1995-96-97-98  
Tom Michael .....1991-92-93-94  
Jay Daniels .....1982-83  
Levi Cobb .....1977-78-79-80  
Rick Schmidt .....1973-74-75  
Les Busboom .....1967-68-69  
Bill Edwards .....1962-63-64  
Louis Landt .....1959-60  
Bruce Brothers .....1954-55-56

## #33

Damir Krupalija .....1999-2000-01  
Kevin Turner .....1995-96-97-98  
Marc Davidson .....1992-93  
Kenny Battle .....1988-89  
Ken Norman .....1985-86-87  
Eddie Johnson .....1978-79-80-81  
Otho Tucker .....1973, 1975-76  
Alvin O'Neal .....1971  
Jodie Harrison .....1968-69  
Rick Jones .....1966-67  
Bogie Redmon .....1963-64-65  
Alan Gosnell .....1958-59-60  
Harv Schmidt .....1955-56-57  
Clive Follmer .....1951-52-53  
William Erickson .....1947-48, 1950  
Charles Fowler .....1942

## #34

Brian Cook .....2000-01  
Brian Johnson .....1995-96-97-98  
Andy Kaufmann .....1990-91, 1993  
Rick Leighty .....1976-77  
Dennis Pace .....1967-68-69  
Bill McKeown .....1964-65  
Larry Breyfogle .....1958  
Paul Judson .....1954-55-56  
Robert Morton .....1944-45  
Kenneth Parker .....1943

## #35

Carvell Ammons .....1999  
Shelley Clark .....1994-95



# TRADITION

## Illini By The Numbers

Stephen Bardo .....1987-88-89-90  
 Reggie Woodward .....1986  
 Bill Morris .....1972  
 Ron Dunlap .....1966-67  
 Skip Thoren .....1963-64-65  
 Govoner Vaughn .....1958-59-60

### #37

Rodney Fletcher .....1950-51-52

### #38

Herbert Gerecke .....1951-52  
 Ken Menke .....1942-43, 1947  
 Jack Burmaster .....1945

### #40

Sergio McClain .....1998-99-2000-01  
 Jerry Hester .....1994-95-96-97  
 Mike MacDonald .....1989  
 Rich Adams .....1975-76-77-78  
 John McBride .....1973  
 Tom Dezort .....1967-68-69-70  
 Bob Brown .....1964, 1966  
 Dave Downey .....1961-62-63  
 Dwight Eddleman .....1947-48

### #41

Mike Jones .....1978  
 Dave Smith .....1974  
 Jerry Curless .....1961  
 Max Hooper .....1952

### #42

Herb Caldwell .....1996-97  
 Gene Cross .....1993-94  
 Mark Shapland .....1989  
 Jim Green .....1987  
 Mark Smith .....1978-79-80-81  
 Tim Bushell .....1974  
 Jim Rucks .....1972  
 Ed Searcy .....1960

### #43

Bryan Leonard .....1981-82-83  
 Audie Matthews .....1977-78

Brad Farnham .....1974-75  
 Bob Shapland .....1970-71  
 Larry Hinton .....1964-65-66  
 John Paul .....1957-58

### #44

Rich Beyers .....1998-99  
 Ryan Blackwell .....1996  
 T.J. Wheeler .....1992-93-94  
 Phil Kunz .....1987-88  
 Anthony Welch .....1983-84-85-86  
 Derek Holcomb .....1979-80-81  
 Audie Matthews .....1975-76  
 Jed Foster .....1971-72-73  
 Bob Starnes .....1961-62-63  
 Don Ohl .....1956, 1958

### #45

Chris Gandy .....1994-95-96-97  
 Lowell Hamilton .....1986-87-88-89  
 Nick Connor .....1971-72-73  
 Don Ohl .....1957

### #47

Max Hooper .....1953-54  
 Andrew Phillip .....1942-43, 1947

### #48

James Schuldt .....1951, 1953  
 Fred Green .....1947-48

### #49

Stan Patrick .....1944

### #50

Andy Kpedi .....1990-91

### #51

Tom Haller .....1957

### #52

Marcus Griffin .....2000-01  
 Steve Roth .....1992-93-94-95

Vern Altemeyer .....1959-60

### #53

Bill Rucks .....1974-75  
 Bill Small .....1961-62-63

### #54

Jens Kujawa .....1986-87-88  
 Mike Washington .....1975-76  
 Jim DeDecker .....1971-72



Sergio McClain won two Big Ten Championships wearing #40 from 1998-2001.







## 2001-02 OPPONENTS

Las Vegas Invitational . . .	188
Arizona Wildcats . . . . .	190
Arkansas Razorbacks . . . .	191
Gonzaga Bulldogs . . . . .	192
Illinois State Redbirds . . .	193
Indiana Hoosiers . . . . .	194
Iowa Hawkeyes . . . . .	195
Loyola-Chicago Ramblers .	196
Maryland Terrapins . . . . .	197
Michigan Wolverines . . . .	198
Michigan State Spartans .	199
Minnesota Gophers . . . . .	200
Missouri Tigers . . . . .	201
Northwestern Wildcats . .	202
Ohio State Buckeyes . . . .	203
Penn State Nittany Lions .	204
Purdue Boilermakers . . . .	205
Seton Hall Pirates . . . . .	206
Texas A&M-CC Islanders . .	207
W. Illinois Leathernecks . .	208
Wisconsin Badgers . . . . .	209
Big Ten Tournament . . . . .	210
NCAA Tournament . . . . .	212
Composite Schedule . . . . .	213
Series Records . . . . .	214

# Las Vegas Invitational

## LAS VEGAS INVITATIONAL


**FIRST-ROUND GAMES AT  
CAMPUS SITES ON NOV. 19**  
**Eastern Illinois at Illinois**  
**Pennsylvania at Georgia Tech**  
**Hartford at Iowa State**  
**Southern Illinois at St. Louis**

**Remaining games will be played at Valley  
High School in Las Vegas Nov. 22-24.**  
**Media Coordinator: Fred Huff, 618/542-  
2111, ext. 150.**

### EASTERN ILLINOIS



**Rick Samuels**  
Head Coach



**Junior Forward**  
**Henry Domercant**



#### QUICK FACTS

Location: Charleston, Ill.  
 Enrollment: 10,637  
 Home Arena: Lantz Arena(5,300)  
 Nickname: Panthers  
 Colors: Blue and Gray  
 Conference: Big Ten  
 Athletic Director:  
 Richard McDuffie  
 Basketball SID/OfficePhone:  
 Dave Kidwell/217-581-6408  
 E-mail: dakidwell@eiu.edu  
 SID Fax: (217) 581-6434  
 Press Row Phone:  
 (217) 581-5135  
 Website: www.eiu.edu/sprinfo

#### BASKETBALL INFO.

Head Coach: Rick Samuels  
 Collegiate Record:  
 313-292 (21 years)  
 Record at E. Illinois: Same  
 Assistant Coaches: Steve Weemer,  
 Troy Collier and Mike Church  
 Basketball Office Phone:  
 (217) 581-2511  
 2000-01 Record: 21-10  
 2000-01 Conference Record  
 (Finish): 11-5 (T-2nd)  
 Starters Returning/Lost: 3/2  
 Lettermen Returning/Lost: 9/3

### GEORGIA TECH



**Paul Hewitt**  
Head Coach



**Senior Guard**  
**Tony Akins**



#### QUICK FACTS

Location: Atlanta, Ga.  
 Enrollment: 14,000  
 Arena (Capacity): Alexander  
 Memorial Coliseum (9,191)  
 Nickname: Yellow Jackets  
 Colors: Blue, Old Gold and  
 White  
 Conference: ACC  
 Athletics Director: Dave Braine  
 Basketball SID/Office Phone:  
 Allison George/(404) 894-5445  
 E-mail:  
 agorge@at.graa.gatech.edu  
 SID Fax: (404) 894-1248  
 Press Row Phone:  
 (404) 894-5458  
 Website: www.ramblinwreck.com

#### BASKETBALL INFO.

Head Coach: Paul Hewitt  
 Collegiate Record: 17-13  
 (one year)  
 Record at School: 83-40  
 (Four years)  
 Assistant Coaches: Dean Keener,  
 Cliff Warren and Willie Reese  
 Basketball Office Phone:  
 (404) 894-5425  
 2000-01 Record: 17-13  
 2000-01 Conference  
 Record/Finish: 8-8/T-5th  
 Starters Returning/Lost: 2/3  
 Lettermen Returning/Lost: 8/5

### HARTFORD



**Larry Harrison**  
Head Coach



**Sophomore Guard**  
**Ryan Stys**



#### QUICK FACTS

Location: West Hartford, Conn.  
 Enrollment: 4,168  
 Arena (Capacity): Chase Family  
 Arena (4,475)  
 Nickname: Hawks  
 Colors: Scarlet and White  
 Conference: America East  
 Athletics Director:  
 Pat Meiser-McKnett  
 Basketball SID/Office Phone:  
 Tom Pincince/(860) 768-4620  
 E-mail:  
 pincince@mail.hartford.edu  
 SID Fax: (860) 768-5555  
 Press Row Phone:  
 (860) 768-5042  
 Website:  
 www.hartfordhawks.com

#### BASKETBALL INFO.

Head Coach: Larry Harrison  
 Collegiate Record: 4-24  
 (one year)  
 Record at School: Same  
 Assistant Coaches: Al Seibert,  
 Chris Pompey and John Yablonski  
 Basketball Office Phone:  
 (860) 768-4658  
 2000-01 Record: 4-24  
 2000-01 Conference  
 Record/Finish: 1-17 (10th)  
 Starters Returning/Lost: 4/1  
 Lettermen Returning/Lost: 7/4



# OPPONENTS

## Las Vegas Invitational

### IOWA STATE



Larry Eustachy  
Head Coach



Senior Forward  
Tyray Pearson



#### QUICK FACTS

Location: Ames, Iowa  
Enrollment: 26,845  
Arena/Capacity: Hilton  
Coliseum/14,092  
Nickname: Cyclones  
Colors: Cardinal and Gold  
Conference: Big 12  
Athletic Director: Bruce  
Van De Velde  
Basketball SID/Office Phone:  
Mike Green/(515) 294-3372  
Email: mgreen@iastate.edu  
SID Fax: (515) 294-0558  
Press Row Phone:  
(515) 294-6178  
Website: www.cyclones.com

#### BASKETBALL INFO.

Head Coach: Larry Eustachy  
Collegiate Coaching Record:  
231-112 (11 years)  
Record at Iowa State: 72-26  
Assistant Coaches: Randy Brown  
and Bob Sundvold  
Basketball Office Telephone:  
(515) 294-8232  
2000-01 Overall Record: 25-6  
2000-01 Conference  
Record/Finish: 13-3/1st  
Starters Returning/Lost: 1/4  
Letterman Returning/Lost: 9/7

### PENN



Fran Dunphy  
Head Coach



Junior Forward  
Koko Archibong



#### QUICK FACTS

Location: Philadelphia, Pa.  
Enrollment: 9,770  
Arena (Capacity): The Palestra  
(8,700)  
Nickname: Quakers  
Colors: Red and Blue  
Conference: Ivy League/  
Philadelphia Big 5  
Athletic Director: Steve Bilsky  
Basketball SID/Office Phone:  
Carla Shultzberg/  
(215) 898-1748  
E-mail: carlars@pobox.upenn.edu  
SID Fax: (215) 898-1747  
Press Row Phone: (215) 898-  
14324  
Website: www.pennathletics.com

#### BASKETBALL INFO.

Head Coach: Fran Dunphy  
Collegiate Coaching Record:  
206-122 (12 years)  
Record at Ohio State: Same  
Assistant Coaches: Gil Jackson,  
Dave Duke and John  
Krikorian  
Basketball Office Telephone:  
(215) 898-0280  
2000-01 Overall Record: 12-17  
2000-01 Conference Record  
(Finish): 9-5 (T2nd)  
Starters Returning/Lost: 3/2  
Letterman Returning/Lost: 9/3

### SAINT LOUIS



Lorenzo Romar  
Head Coach



Junior Guard  
Marque Perry



#### QUICK FACTS

Location: St. Louis, Mo.  
Enrollment: 11,112  
Arena (Capacity): Savvis Center  
(20,000)  
Nickname: Billikens  
Colors: Blue and White  
Conference: Conference USA  
Athletic Director: Doug Woolard  
Basketball SID/Office Phone:  
Doug McIlhagga/  
(314) 977-3462  
E-mail: mcilhad2@slu.edu  
SID Fax: (520) 621-2681  
Press Row Phone:  
(520) 621-4334  
Website: www.arizcats.com

#### BASKETBALL INFO.

Head Coach: Lorenzo Romar  
Collegiate Coaching Record:  
78-72 (five years)  
Record at Saint Louis: 36-28  
(two years)  
Assistant Coaches: Brad  
Soderberg, Lance La Vetter  
and Cameron Dollar  
Basketball Office Telephone:  
(314) 977-3170  
2000-01 Overall Record: 17-14  
2000-01 Conference  
Record/Finish: 8-8/8th  
Starters Returning/Lost: 2/3  
Letterman Returning/Lost: 8/6

### SOUTHERN ILLINOIS



Bruce Weber  
Head Coach



Junior Guard  
Kent Williams



#### QUICK FACTS

Location: Carbondale, Ill.  
Enrollment: 22,552  
Arena (Capacity): SIU Arena  
(10,000)  
Nickname: Salukis  
Colors: Maroon & White  
Conference: Missouri Valley  
Athletic Director:  
Paul Kowalczyk  
Basketball SID/Office Phone:  
Tom Weber/(618) 453-7235  
E-mail: tomweber@siu.edu  
SID Fax: (618) 453-2648  
Press Row Phone:  
(618) 453-3049  
Website: www.siu.edu/~athletic

#### BASKETBALL INFO.

Head Coach: Bruce Weber  
Collegiate Coaching Record:  
51-39 (three years)  
Record at Southern Illinois: Same  
Assistant Coaches: Matt Pinter,  
Rodney Watson, Chris Watson  
and Chris Lowery  
Basketball Office Telephone:  
(618) 453-4667  
2000-2001 Overall Record:  
16-14  
2000-01 Conference  
Record/Finish: 10-8/4th  
Starters Returning/Lost: 3/2  
Letterman Returning/Lost: 9/5



# OPPONENTS

## University of Arizona Wildcats



**Lute Olson**  
Head Coach



**Junior Guard**  
Jason Gardner

Tuesday, Dec. 4, 2001 at Phoenix, Ariz., 6 p.m., Fox Sports Net

### QUICK FACTS

Location: Tucson, Ariz.  
Enrollment: 35,400  
Arena (Capacity): McKale Center (14,545)  
Nickname: Wildcats  
Colors: Cardinal and Navy  
Conference: Pac-10  
Athletic Director: Jim Livengood  
Athletic Department Phone: (520) 621-4622  
Sports Information Mailing Address:  
McKale Center  
Sports Information-Room 106  
PO Box 210096  
Tucson, AZ 85721-0096

Sports Information Office Phone:  
(520) 621-4163  
SID Fax: (520) 621-2681  
Press Row Phone: (520) 621-4334  
Website: www.arizcats.com  
Sports Information Director/Home Phone:  
Tom Duddleson Jr./ (520) 881-1203  
Basketball SID/Home Phone:  
Richard Paige/ (520) 621-4347  
E-mail: rpaige@email.arizona.edu

### BASKETBALL INFORMATION

Head Coach: Lute Olson  
Collegiate Coaching Record: 639-225 (28 years)  
Record at Arizona: 447-133 (18 years)  
Assistant Coaches: Jim Rosborough, Rodney  
Tention and Jay John

Basketball Office Telephone: (520) 621-4813  
2000-2001 Overall Record: 28-8  
2000-01 Conference Record/Finish: 15-3/2nd  
Starters Returning/Lost: 1/4  
Letterman Returning/Lost: 6/9

### 2001-02 SCHEDULE

Nov. 8-9 Coaches vs., Cancer  
Nov. 27 at Texas  
Dec. 1 Kansas  
Dec. 4 at Illinois  
Dec. 8 vs. Purdue  
Dec. 15 at Michigan State  
Dec. 20 at Oregon State  
Dec. 22 at Oregon  
Dec. 28-30 Fiesta Bowl Classic  
Jan. 4 Oregon  
Jan. 6 Oregon State  
Jan. 10 at Washington State  
Jan. 12 at Washington  
Jan. 17 USC  
Jan. 19 UCLA  
Jan. 23 at Arizona State  
Jan. 26 Connecticut  
Jan. 31 at California  
Feb. 2 at Stanford  
Feb. 7 Washington  
Feb. 9 Washington State  
Feb. 14 at UCLA  
Feb. 16 at USC  
Feb. 20 Arizona State  
Feb. 28 Stanford  
March 2 California  
March 7-9 Pac-10 Tournament

### 2001-02 ARIZONA WILDCATS ROSTER

Player	Ht.	Wt.	Yr.	Pos.	Hometown	ppg/rpg/apg
Rick Anderson	6-9	221	Jr.	F	Long Beach, Calif.	
Will Bynum	5-10	170	Fr.	G	Chicago, Ill.	
Isaiah Fox	6-9	255	Fr.	C	Santa Monica, Calif.	
Channing Frye	6-10	230	Fr.	C	Phoenix, Ariz.	
Jason Gardner	5-10	181	Jr.	G	Indianapolis, Ind.	10.9/3.0/4.1
Travis Hanour	6-6	189	So.	G	Laguna Beach, Calif.	3.1/1.4/0.3
Dennis Latimore	6-9	230	Fr.	F	Halstead, Kan.	
Jason Ranne	6-5	197	So.	G	Tulsa, Okla.	0.0/0.1/0.0
Mike Schwertley	6-5	214	So.	F	Phoenix, Ariz.	1.1/0.9/0.1
Salim Stoudamire	6-2	175	Fr.	G	Lake Oswego, Ore.	
Luke Walton	6-8	228	Jr.	F	San Diego, Calif.	5.7/4.1/3.9
Andrew Zahn	6-9	245	Fr.	F	Redondo Beach, Calif.	

### SERIES HISTORY

Series: Tied 5-5  
Games at Illinois: Illinois leads 3-0  
Games at Arizona: Arizona leads 3-0  
Neutral Games: Tied 2-2  
Last Illinois Win: 81-73 (12/16/00, Chicago)  
Last Arizona Win: 87-81 (3/25/01, San Antonio)  
Longest Illinois win streak: 3 (1975-1987)  
Longest Illinois home win streak: 3 (1975-1987) Current  
Longest Illinois away win streak: N/A  
Longest Arizona win streak: 1 (2001) Current


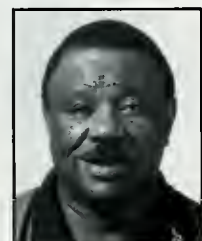
Longest Arizona home win streak: 2 (1974-1988) Current  
Longest Arizona away win streak: N/A  
Current Series Streak: Arizona W-1  
Illinois' Largest Winning Margin: 19 (82-63), January 24, 1987, at Champaign  
Arizona's Largest Winning Margin: 12 (78-66), December 13, 1974, at Tucson  
Overtime Games (last): None  
Self vs. Arizona all-time: 1-2  
Olson vs. Illinois at Arizona: 3-2





# OPPONENTS

## University of Arkansas Razorbacks



**Nolan Richardson**  
Head Coach

**Senior Guard**  
**Jannero Pargo**

**Saturday, Dec. 8, 2001 at Chicago, Ill., 11 a.m., ESPN**

### QUICK FACTS

Location: Fayetteville, Ark.  
Enrollment: 15,266  
Arena (Capacity): Bud Walton Arena (19,200)  
Nickname: Razorbacks  
Colors: Cardinal and White  
Conference: Southeastern (Western Division)  
Athletic Director: Frank Broyles  
Athletic Department Phone: 501-575-6533  
Sports Information Mailing Address:  
Sports Information  
University of Arkansas  
Broyles Athletic Center

P.O. Box 7777  
Fayetteville, AR 72702  
Sports Information Office Phone:  
(501) 575-2751  
SID Fax: (501) 575-7481  
Press Row Phone: (501) 575-6622  
Website: www.hogwired.com  
Sports Information Director/Home Phone:  
Kevin Trainor/(501) 575-2751  
Basketball SID/Home Phone:  
Robby Edwards/(501)-846-4331  
E-mail: robbey@uark.edu

### BASKETBALL INFORMATION

Head Coach: Nolan Richardson  
Collegiate Coaching Record: 495-192 (21 years)  
Record at Arkansas: 376-155 (16 years)  
Assistant Coaches: Mike Anderson, Brad Dunn  
and Wayne Stehlik

Basketball Office Telephone: (501) 575-6389  
2000-2001 Overall Record: 20-11  
2000-01 Conference Record/Finish:  
10-6/2nd in West  
Starters Returning/Lost: 4/1  
Letterman Returning/Lost: 11/2

### 2001-02 SCHEDULE

Nov. 12	Maine
Nov. 18	Oral Roberts
Nov. 28	at Tulsa
Dec. 1	Oklahoma
Dec. 4	Southwest Texas St.
Dec. 8	at Illinois
Dec. 10	North Carolina-Greensboro
Dec. 20	Tennessee-Chattanooga
Dec. 22	Oklahoma State
Dec. 29	Elon
Jan. 2	at Memphis
Jan. 5	at Auburn
Jan. 8	Mississippi St.
Jan. 13	at LSU
Jan. 16	South Carolina
Jan. 19	Mississippi
Jan. 23	at Georgia
Jan. 26	Florida
Jan. 30	at Alabama
Feb. 2	Auburn
Feb. 9	at Mississippi
Feb. 13	at Tennessee
Feb. 16	LSU
Feb. 20	Alabama
Feb. 23	at Kentucky
Feb. 27	at Mississippi St.
March 2	Vanderbilt
March 7-10	SEC Tournament

### 2001-02 ARKANSAS RAZORBACKS ROSTER

Player	Ht.	Wt.	Yr.	Pos.	Hometown	ppg/rpg/apg
Carl Baker	6-8	210	Jr.	F	Palestine, Ark.	5.2/4.0/1.0
Jamar Blackmon	6-1	200	So.	G	Little Rock, Ark.	
Carter Clark	6-5	205	So.	G	Springfield, Mo.	0.6/0.1/0.1
T.J. Cleveland	6-1	168	Sr.	G	Birmingham, Ala.	7.5/2.3/2.7
Brandon Dean	6-1	200	Sr.	G	Monroe, La.	8.2/2.2/1.9
Blake Eddins	6-7	220	Jr.	G	Montgomery, Ala.	3.9/1.6/0.5
Teddy Gipson	6-4	170	Sr.	G	Farmerville, La.	8.1/2.1/1.6
Dionisio Gomez	6-8	215	Sr.	F	Panama City, Panama	3.7/3.2/0.8
Michael Jones	6-9	210	Fr.	F	Little Rock, Ark.	
Berry Jordan	6-7	215	Fr.	F	Jacksonville, Fla.	
Alonzo Lane	6-7	250	Jr.	F	Canton, Miss.	6.9/3.2/0.6
Jannero Pargo	6-2	165	Sr.	G	Chicago, Ill.	12.3/2.1/2.3
Larry Satchell	6-9	220	Jr.	F	Waco, Texas	3.7/3.5/0.5
J.J. Sullinger	6-5	195	Fr.	G	Columbus, Ohio	
Charles Tatum	5-10	175	Jr.	G	Midland, Texas	5.7/0.8/0.3

### SERIES HISTORY

Series: Illinois leads 1-0  
Games at Illinois: Illinois leads 1-0  
Games at Arkansas: N/A  
Neutral Games: N/A  
Last Illinois Win: 65-53(12/14/49, Champaign)  
Last Arkansas Win: N/A  
Longest Illinois win streak: 1 (1949) Current  
Longest Illinois home win streak:  
1 (1949) Current  
Longest Illinois away win streak: N/A  
Longest Arkansas win streak: N/A

Longest Arkansas home win streak: N/A  
Longest Arkansas away win streak: N/A  
Current Series Streak: Illinois W-1  
Illinois' Largest Winning Margin: 12 (65-53),  
Dec. 14, 1949, at Champaign  
Arkansas's Largest Winning Margin: N/A  
Overtime Games (last): None  
Self vs. Arkansas all-time: 1-1  
Richardson vs. Illinois at Arkansas:  
First Meeting



# OPPONENTS

## Gonzaga University Bulldogs



**Mark Few**  
Head Coach



**Senior Guard**  
Dan Dickau

Friday, Nov. 16, 2001 at Champaign, Ill., 7 p.m., ESPN+ Local

### QUICK FACTS

Location: Spokane, Wash.  
Enrollment: 4,765  
Arena (Capacity): Charlotte Y. Martin Centre (4,000)  
Nickname: Bulldogs  
Colors: Blue, White and Red  
Conference: West Coast Conference  
Athletics Director: Mike Roth  
Athletics Department Phone: (509) 323-4220 Ext. 4202  
Sports Information Mailing Address:  
Gonzaga University Sports Information

502 E. Boone  
Spokane, WA 99258  
Sports Information Office Phone:  
(509) 323-6373  
SID Fax: (509) 323-5730  
Press Row Phone: (509) 323-4224  
Website: www.gozags.com  
Sports Information Director/Home Phone:  
Oliver Pierce/(509) 891-7819  
Men's Basketball Contact: Same  
Contact E-mail: pierce@athletics.gonzaga.edu

### BASKETBALL INFORMATION

Head Coach: Mark Few  
Collegiate Record: 56-16 (two years)  
Record at School: Same  
Assistant Coaches: Bill Grier, Leon Rice and Tommy Lloyd

Basketball Office Phone: (509) 323-4218  
2000-01 Record: 27-6  
2000-01 Conference Record/Finish: 13-1/1st  
Starters Returning/Lost: 3/2  
Lettermen Returning/Lost: 10/2

### 2001-02 SCHEDULE

Nov. 16	at Illinois
Nov. 18	Montana
Nov. 22	vs. St. Johns
Nov. 23-24	Great Alaska Shootout
Nov. 29	Arkansas-Pine Bluff
Dec. 1	Portland St
Dec. 4	Eastern Washington
Dec. 6	at Fresno State
Dec. 11	at Washington
Dec. 15	Washington State
Dec. 21	Eastern Oregon State
Dec. 29	at Monmouth
Dec. 31	at St. Joseph's
Jan. 7	at New Mexico
Jan. 11	Santa Clara
Jan. 13	San Diego
Jan. 18	at Pepperdine
Jan. 19	at Loyola Marymount
Jan. 24	San Francisco
Jan. 26	Saint Mary's
Jan. 30	Portland
Feb. 2	at Portland
Feb. 7	at San Diego
Feb. 9	at Santa Clara
Feb. 14	Loyola Marymount
Feb. 16	Pepperdine
Feb. 22	at Saint Mary's
Feb. 23	at San Francisco
March 2-4	WCC Tournament

### 2001-02 GONZAGA BULLDOGS ROSTER

<u>Player</u>	<u>Ht.</u>	<u>Wt.</u>	<u>Yr.</u>	<u>Pos.</u>	<u>Hometown</u>	<u>ppg/rpg/apg</u>
Kyle Bankhead	6-3	195	So.	G/F	Walla Walla, Wash.	5.6/1.8/1.1
Winston Brooks	6-0	185	Jr.	G	Richmond, Va.	
Dan Dickau	6-0	170	Sr.	G	Vancouver, Wash.	18.9/3.3/3.7
Germaine Forbes	6-0	180	Jr.	G	London, England	3.9/1.4/0.6
Zach Gourde	6-8	250	Jr.	F	Vancouver, Wash.	8.5/3.9/0.8
Alex Hernandez	6-4	205	Sr.	G/F	Las Vegas, Nev.	6.8/2.6/1.1
Brian Michaelson	6-3	190	Fr.	G	Portland, Ore.	
Anthony Reason	6-5	200	Sr.	G/F	Ocala, Fla.	4.5/3.5/1.4
Josh Reisman	6-0	155	Fr.	G	Mt. Vernon, Wash.	
Jay Sherrell	6-8	220	So.	F	Spanaway, Wash.	1.4/1.3/0.1
Blake Stepp	6-4	190	So.	G	Eugene, Ore.	10.3/3.6/3.5
Jimmy Tricco	6-7	180	Jr.	G	Phoenix, Ariz	1.5/0.7/0.6
Dustin Villepigue	6-9	215	Fr.	F	Simi Valley, Calif.	
Cory Violette	6-8	250	So.	F/C	Boise, Idaho	3.6/2.9/0.2

### SERIES HISTORY

Series: First Meeting  
Self vs. Gonzaga: 0-1  
Few vs. Illinois: First Meeting



# OPponents

## Illinois State University Redbirds



**ILLINOIS STATE**



**Tom Richardson**  
Head Coach



**Senior Guard**  
Tarise Bryson

**Tuesday, Dec. 18, 2001 at Champaign, Ill., 7 p.m., ESPN+ Local**

### QUICK FACTS

**Location:** Normal-Bloomington, Ill.  
**Enrollment:** 20,504  
**Arena (Capacity):** Redbird Arena (10,200)  
**Nickname:** Redbirds  
**Colors:** Red and White  
**Conference:** Missouri Valley  
**Athletic Director:** Perk Weisenburger  
**Athletic Department Phone:** (309) 438-3634  
**SID Telephone:** (309) 438-3825  
**SID Fax:** (309) 438-5634  
**Press Row Phone:** (309) 438-5950  
**Website:** www.redbirds.org

**Sports Information Mailing Address:**  
 Illinois State Media Relations  
 7130 Athletic Media Relations  
 Normal, IL 61790  
**Sports Information Director/Home Phone:**  
 Todd Kober/TBA  
**Basketball SID/Home Phone:**  
 Andy Knapick/TBA  
**E-mail:** ajknapi@ilstu.edu

### BASKETBALL INFORMATION

**Head Coach:** Tom Richardson  
**Collegiate Record:** 31-29 (two years)  
**Record at Illinois State:** Same  
**Assistant Coaches:** Chad Altadonna, Doug Novsek and Anthony Beane  
**Basketball Office Phone:** (309) 438-8681

**2000-01 Record:** 21-9  
**2000-01 Conference Record (Finish):**  
 12-6 (T-2nd)  
**Starters Returning/Lost:** 4/1  
**Lettermen Returning/Lost:** 8/5

### 2001-02 SCHEDULE

Nov. 16	Weber State
Nov. 23	at University Hoops Classic
Nov. 24	at University Hoops Classic
Nov. 25	at University Hoops Classic
Nov. 29	at Georgia Southern
Dec. 1	at Texas-San Antonio
Dec. 8	Samford
Dec. 15	at Tennessee-Chattanooga
Dec. 18	at Illinois
Dec. 22	Kent State
Jan. 2	Creighton
Jan. 5	at Southern Illinois
Jan. 7	Wichita State
Jan. 10	at Drake
Jan. 12	Indiana State
Jan. 16	at Creighton
Jan. 19	Southwest Missouri State
Jan. 23	at Bradley
Jan. 26	Drake
Jan. 30	Northern Iowa
Feb. 2	at SW Missouri State
Feb. 5	Bradley
Feb. 9	at Indiana State
Feb. 13	at Evansville
Feb. 16	Southern Illinois
Feb. 20	at Wichita State
Feb. 23	at Northern Iowa
Feb. 25	Evansville
Mar. 1-4	MVC Tournament

### 2001-02 ILLINOIS STATE REDBIRDS ROSTER

Player	Ht.	Wt.	Yr.	Pos.	Hometown	ppg/rpg/apg
Gregg Alexander	6-4	190	Fr.	F	Lincoln, Ill.	
Baboucarr Bojang	6-9	205	Jr.	F	Greenville, SC	
Tarise Bryson	6-1	175	Sr.	G	Decatur, Ill.	22.8/3.9/2.4
Shedrick Ford	6-5	220	Sr.	F	Macon, Ga	12.1/5.8/1.2
Brett Gillan	6-4	185	Jr.	F	Normal, Ill.	0.3/0.1/0.1
Vince Greene	5-9	160	So.	G	Chicago, Ill.	
Dan Hubbard	6-3	185	Fr.	G	Normal, Ill.	
Shawn Jeppson	6-2	175	Sr.	G	Spring Valley, Ill.	12.5/2.6/2.1
Chad Mazanowski	6-6	225	Sr.	F	Dekalb, Ill.	0.6/0.8/0.1
Casey Reid	6-7	205	Jr.	F	Las Vegas, Nev.	
Randy Rice	6-0	175	Sr.	G	Springfield, Ill.	3.7/2.6/4.4
Andy Strandmark	6-11	235	Jr.	C	Geneseo, Ill.	1.2/2.0/0.2
Kevin Troc	6-4	185	Fr.	G	Lockport, Ill.	
Dirk Williams	6-8	210	So.	F	Pekin, Ill.	3.6/3.1/0.4

### SERIES HISTORY


**Series:** Illinois leads 5-0  
**Games at Illinois:** Illinois leads 4-0  
**Games at Illinois State:** Illinois leads 1-0  
**Neutral Site:** N/A  
**Last Illinois win:** 67-60 (12/18/82, at Champaign)  
**Last Illinois State win:** N/A  
**Longest Illinois winning streak:** 5 (1920-82) Current  
**Longest Illinois home winning streak:** 4, (1921-82)  
**Longest Illinois road winning streak:** 1, (1920) Current

**Longest ISU winning streak:** N/A  
**Longest ISU home winning streak:** N/A  
**Longest ISU road winning streak:** N/A  
**Current Series Streak:** Illinois W-5, Current  
**Illinois Largest Winning Margin:** 25 (42-17), Jan. 10, 1921, at Champaign  
**Illinois State's Largest Winning Margin:** N/A  
**Overtime games (last):** None  
**Self vs. Illinois State:** First Meeting  
**Richardson vs. Illinois at Illinois State:** First Meeting



# OPONENTS Indiana University Hoosiers

Sunday, Jan. 27, 2002 at Bloomington, Ind., 12 p.m., CBS  
Tues., Feb. 26, or Wed., Feb. 27, 2002 at Champaign, Ill., TBA



**Mike Davis**  
Head Coach



Sophomore Forward  
**Jared Jeffries**

## QUICK FACTS

Location: Bloomington, Ind.  
Enrollment: 36,000  
Arena (Capacity): Assembly Hall (17,357)  
Nickname: Hoosiers  
Colors: Crimson and Cream  
Conference: Big Ten  
Athletic Director: Michael McNeely  
Athletic Department Phone: (812) 855-2794  
SID Telephone: (812) 855-9399  
SID Fax: (812) 855-9401  
Press Row Phone: (812) 855-2754  
Website: www.athletics.indiana.edu

Sports Information Mailing Address:  
Indiana Media Relations  
1001 E. 17th Street  
Bloomington, IN 47408  
Sports Information Director/Home Phone:  
Jeff Fanter/(812) 333-1282  
Basketball SID/Home Phone:  
Same  
E-mail: jfanter@indiana.edu

## BASKETBALL INFORMATION

Head Coach: Mike Davis  
Collegiate Record: 21-13 (one year)  
Record at Indiana: Same  
Assistant Coaches: John Treloar, Jim Thomas and  
Tim Garl

Basketball Office Phone: (812) 855-2238  
2000-01 Record: 21-13  
2000-01 Conference Record (Finish): 10-6 (4th)  
Starters Returning/Lost: 4/1  
Lettermen Returning/Lost: 9/2

## 2001-02 SCHEDULE

Nov. 18	at UNC-Charlotte
Nov. 21	at Alaska-Anchorage
Nov. 24	vs. Marquette/Tennessee
Nov. 25	vs. TBA
Nov. 28	at North Carolina
Dec. 1	at Southern Illinois
Dec. 4	Notre Dame
Dec. 8	Ball State
Dec. 15	at Miami
Dec. 22	vs. Kentucky
Dec. 28	vs. E. Washington
Dec. 29	vs. Samford/Butler
Jan. 2	at Northwestern
Jan. 5	Penn State
Jan. 8	Michigan State
Jan. 13	at Iowa
Jan. 19	at Ohio State
Jan. 23	at Penn State
Jan. 27	Illinois
Jan. 31	Purdue
Feb. 2	at Minnesota
Feb. 5	Iowa
Feb. 9	Louisville
Feb. 13	Wisconsin
Feb. 17	at Michigan
Feb. 20	Ohio State
Feb. 24	at Michigan State
Feb. 26 or 27	at Illinois
Mar. 2	Northwestern
Mar. 7-10	Big Ten Tournament

## 2001-02 INDIANA HOOSIERS ROSTER

Player	Ht.	Wt.	Yr.	Pos.	Hometown	ppg/rpg/apg
Jared Jeffries	F	6-9	220	So.	Bloomington, Ind.	13.8/6.9/2.4
A.J. Moye	G	6-3	215	So.	Atlanta, Ga.	3.3/2.4/0.4
Tom Coverdale	G	6-2	185	Jr.	Noblesville, Ind.	10.7/3.4/4.8
George Leach	C/F	6-11	225	Jr.	Charlotte, N.C.	1.8/1.5/0.2
Dane Fife	G	6-4	200	Sr.	Clarkston, Mich.	5.1/2.8/3.2
Kyle Hornsby	G/F	6-5	205	Sr.	Anacoco, La.	6.9/2.0/1.0
Mike Roberts	F	6-9	210	So.	Eugene, Oregon	1.7/1.3/0.1
Jarrad Odle	F	6-8	220	Sr.	Converse, Ind.	3.3/2.8/0.4
Jeff Newton	F	6-9	210	Jr.	Atlanta, Ga.	6.1/4.8/1.2
Sean Kline	F	6-8	210	Fr.	Huntington, Ind.	
Donald Perry	G	6-2	165	Fr.	Tallah, La.	

## SERIES HISTORY

Series: Indiana leads 76-69  
Games at Illinois: Illinois leads 41-30  
Games at Indiana: Indiana leads 45-26  
Neutral Games: Illinois leads 2-1  
Last Illinois Win: 67-61 (2/17/01, at  
Bloomington)  
Last Indiana Win: 58-56 (3/10/01, at Chicago)  
Longest Illinois win streak: 8 (1912-1923)  
Longest Illinois home win streak: 11 (1906-  
1925)  
Longest Illinois away win streak: 3 (three times,  
last 1988-1990)

Longest Indiana win streak: 9 (1972-1977)  
Longest Indiana home win streak: 6 (1991-96)  
Longest Indiana away win streak: 5 (1971-76)  
Current Series Streak: Indiana W-1  
Illinois' Largest Winning Margin: 29 (35-6),  
January 6, 1914 at Urbana  
Indiana's Largest Winning Margin: 40 (107-  
67), February 9, 1974 at Bloomington  
Overtime Games (last): 5 (February 24, 1999,  
Indiana 70, Illinois 64 at Champaign)  
Self vs. Indiana all-time: 1-1  
Davis vs. Illinois at Indiana: 1-1



# OPPONENTS

## University of Iowa Hawkeyes

Tuesday, Jan. 15, 2002 at Champaign, Ill., 8 p.m., ESPN



### QUICK FACTS

Location: Iowa City, Iowa  
 Enrollment: 28,846  
 Arena (Capacity): Carver-Hawkeye (15,500)  
 Nickname: Hawkeyes  
 Colors: Black and Gold  
 Conference: Big Ten  
 Athletic Director: Bob Bowlsby  
 Athletic Department Phone: (319) 335-9743  
 Sports Information Mailing Address:  
 Iowa Sports Information  
 157 Carver-Hawkeye Arena

Iowa City, Iowa 52242  
 Sports Information Office Phone:  
 (319) 335-9411  
 SID Fax: (319) 335-9417  
 Press Row Phone: (319) 335-7284  
 Website: www.hawkeyesports.com  
 Sports Information Director/Home Phone:  
 Phil Haddy/ (319) 351-3012  
 Basketball SID/Home Phone:  
 Steve Roel/ (319) 339-0980  
 E-mail: steven-roe@uiowa.edu

### BASKETBALL INFORMATION

Head Coach: Steve Alford  
 Collegiate Record: 195-103 (10 years)  
 Record at Iowa: 37-28 (Two years)  
 Assistant Coaches: Brian Jones, Sam Alford, Greg  
 Lansing and Rich Walker

Basketball Office Phone: (319) 335-9444  
 2000-01 Record: 23-12  
 2000-01 Conference Record (Finish): 7-9  
 (T-6th)  
 Starters Returning/Lost: 4/1  
 Lettermen Returning/Lost: 10/3



**Steve Alford**  
Head Coach



**Senior Guard**  
**Luke Recker**

### 2001-02 SCHEDULE

Nov. 13	Maryland-Eastern Shore
Nov. 14	Boston/New Orleans
Nov. 17	Louisiana Tech
Nov. 20	TBA !
Nov. 21	TBA !
Nov. 27	Duke
Nov. 30	Alabama State
Dec. 1	LaSalle/SMU
Dec. 4	at Northern Iowa
Dec. 8	at Iowa State
Dec. 12	Drake
Dec. 15	at Missouri
Dec. 22	Kansas State
Dec. 28	Mercer
Jan. 2	Wisconsin
Jan. 5	at Ohio State
Jan. 9	Northwestern
Jan. 13	Indiana
Jan. 15	at Illinois
Jan. 19	at Northwestern
Jan. 22	Michigan State
Jan. 26	at Purdue
Feb. 2	Penn State
Feb. 5	at Indiana
Feb. 9	Minnesota
Feb. 13	at Penn State
Feb. 16	Ohio State
Feb. 19	at Wisconsin
Feb. 23	Michigan
March 2 or 3	at Michigan State

### 2001-02 IOWA HAWKEYES ROSTER

Player	Ht.	Wt.	Yr.	Pos.	Hometown	ppg/rpg/apg
Brody Boyd	5-11	155	So.	G	Dugger, Ind.	5.8/1.3/1.6
Reggie Evans	6-8	245	Sr.	F	Pensacola, Fla.	15.1/13.9/1.6
Erek Hansen	6-11	205	Fr.	C	Bedford, Texas	
Duez Henderson	6-7	200	Sr.	F	Detroit, Mich.	6.3/3.4/1.1
Ryan Hogan	6-4	185	Sr.	G	Deerfield, Ill/Kentucky	7.2/2.6/1.2
Chauncey Leslie	6-2	170	Jr.	G	Rochester, N.Y.	
Pierre Pierce	6-4	180	Fr.	G	Westmont, Ill.	
Luke Recker	6-6	210	Sr.	G	Auburn, Ind.	18.1/11.9/2.7
Jared Reiner	6-11	255	So.	C	Tripp, S.D.	3.1/2.9/0.6
Cortney Scott	6-6	245	So.	F	Lansing, Mich.	2.5/2.1/0.4
Marcellus Sommerville	6-6	210	Fr.	F	Peoria, Ill.	
Sean Sonderleiter	6-9	225	So.	C	Des Moines, Iowa	2.0/1.9/0.1
Rod Thompson	6-6	230	Sr.	F	Galesburg, Ill.	4.1/2.9/0.5
Glen Worley	6-7	220	So.	F	Iowa City, Iowa	7.5/3.8/0.8

### SERIES HISTORY

Series: Illinois leads 67-63  
 Games at Illinois: Illinois leads 52-14  
 Games at Iowa: Iowa leads 48-16  
 Neutral Games: N/A  
 Last Illinois Win: 89-63 (2/24/01, at Champaign)  
 Last Iowa Win: 78-62 (1/11/01, at Iowa City)  
 Longest Illinois win streak: 5 (1963-1965)  
 Longest Illinois home win streak: 15 (1931-1951)  
 Longest Illinois away win streak: 3 (1962-1964)  
 Longest Iowa win streak: 6 (1975-1977)

Longest Iowa home win streak: 10 (1965-1977)  
 Longest Iowa away win streak: 3 (1975-1977)  
 Current Series Streak: Illinois W-1  
 Illinois' Largest Winning Margin: 32 (66-34),  
 January 19, 1943 at Champaign  
 Iowa's Largest Winning Margin: 25 (95-70),  
 January 4, 1975 at Iowa City  
 Overtime Games (last): 7 (February 21, 1995,  
 Illinois 104, Iowa 97 at Champaign)  
 Self vs. Iowa all-time: 1-1  
 Alford vs. Illinois at Iowa: 1-3



# OPPONENTS University of Loyola-Chicago Ramblers



**Larry Farmer**  
Head Coach



**Junior Guard**  
David Bailey

Saturday, Dec. 29, 2001 at Champaign, Ill., 7 p.m., ESPN+ Local

## QUICK FACTS

Location: Chicago, Ill.  
Enrollment: 13,000  
Arena (Capacity): Joseph J. Gentile Center (5,200)  
Nickname: Ramblers  
Colors: Maroon and Gold  
Conference: Horizon League  
Athletic Director: John Planek  
Athletic Department Phone: (773) 508-2560  
Sports Information Mailing Address:  
Loyola-Chicago Sports Information  
Alumni Gym

6525 N. Sheridan Road  
Chicago, IL 60626  
Sports Information Office Phone:  
(773) 508-2575  
SID Fax: (773) 508-3855  
Press Row Phone: (773) 274-3550  
Website: www.loyolaramblers.com  
Sports Information Director/Home Phone:  
Bill Behrms/ (773) 883-8689  
Basketball SID/Home Phone:  
Leo Krause/ (773) 508-3855  
E-mail: bbehms@luc.edu

## BASKETBALL INFORMATION

Head Coach: Larry Farmer  
Collegiate Record: 125-130 (9 years)  
Record at Loyola: 30-53 (Three years)  
Assistant Coaches: Lance Irvin, Scott Spinelli  
and Bill Wuczynski

Basketball Office Phone: (773) 508-2564  
2000-01 Record: 7-21  
2000-01 Conference Record (Finish): 2-12 (8th)  
Starters Returning/Lost: 3/2  
Lettermen Returning/Lost: 7/3

## 2001-02 SCHEDULE

Nov. 17	at Marquette
Nov. 24	NORTHERN ILLINOIS
Nov. 27	at Tennessee Tech
Nov. 29	TX A&M-CORPUS CHRISTI
Dec. 2	at Central Michigan
Dec. 8	MD-EASTERN SHORE
Dec. 15	at Eastern Illinois
Dec. 18	at St. Mary's
Dec. 22	CHICAGO STATE
Dec. 29	at Illinois
Jan. 3	CLEVELAND STATE
Jan. 5	DETROIT
Jan. 10	at Wisconsin-Milwaukee
Jan. 12	at Wisconsin-Green Bay
Jan. 17	ILLINOIS-CHICAGO
Jan. 19	YOUNGSTOWN STATE
Jan. 24	at Butler
Jan. 26	WRIGHT STATE
Jan. 31	at Cleveland State
Feb. 2	at Youngstown State
Feb. 4	WISCONSIN-MILWAUKEE
Feb. 7	WISCONSIN-GREEN BAY
Feb. 9	IPFW
Feb. 14	at Detroit
Feb. 16	at Illinois-Chicago
Feb. 21	BUTLER
Feb. 23	at Wright State
Mar. 1-5	at Horizon League Championship

## 2001-02 LOYOLA RAMBLERS ROSTER

Player	Ht.	Wt.	Yr.	Pos.	Hometown	ppg/rpg/apg
David Bailey	5-8	155	Jr.	G	Chicago, Ill.	17.3/4.3/6.1
Ryan Blankson	6-6	230	Sr.	F	Hillcrest, Ill.	5.9/5.3/0.4
Justin Coons	6-5	205	Sr.	G	Glenview, Ill.	0.0/0.3/0.0
Joe Evert	6-8	220	Fr.	F	Wanamingo, Minn.	
Jonathan Freman	6-7	220	Sr.	F	St. Louis, Mo.	2.9/2.1/0.3
Dajuan Gouard	6-2	175	Fr.	G	Danville, Ill.	
Mike Lebeter	5-11	170	So.	G	Chicago, Ill.	0.0/0.3/0.1
Reo Logan	6-11	215	So.	C	Hillcrest, Ill.	
Corey Minnifield	6-8	200	Jr.	F	Chicago, Ill.	5.5/3.2/0.8
Anthony Smith	6-9	230	Fr.	F	Kirkwood, Mo.	
Antoine Smith	6-8	220	Fr.	F	Kirkwood, Mo.	
Louis Smith	6-4	175	So.	G	Aurora, Ill.	3.8/1.3/1.0
Jason Telford	6-2	175	So.	G	Pontiac, Ill.	1.2/1.1/0.8
Vasilis Tsimplavidas	6-3	175	Jr.	G	Naousa, Greece	
Silvije Turkovic	6-10	240	Sr.	C	Trogir, Croatia	7.0/5.5/0.5

## SERIES HISTORY

Series: Illinois leads 10-3  
Games at Illinois: Illinois leads 7-0  
Games at Loyola-Chicago: Illinois leads 2-1  
Neutral Games: Loyola-Chicago leads 2-1  
Last Illinois win: 107-71 (12/30/99, at Champaign)  
Last Loyola-Chicago win: 83-82 (12/27/86, at Chicago)  
Longest Illinois win streak: 5 (1980-1983)  
Longest Illinois home win streak: 7 (1951-99) Current  
Longest Illinois away win streak: 1 (twice, last in 1983)  
Longest Loyola-Chicago win streak: 1 (three times, last in 1986)

Longest Loyola-Chicago home win streak: 2 (1984-86) Current  
Longest Loyola-Chicago away win streak: N/A  
Current Series Streak: Illinois W-1  
Illinois' Largest Winning Margin: 36 (107-71), Dec. 30, 1999 at Champaign  
Loyola-Chicago's Largest Winning Margin: 15 (79-64) March 16, 1963 at East Lansing, Mich.  
Overtime Games (last): 1 (Nov. 28, 1981; Illinois 91, Loyola-Chicago 87-83 at Chicago)  
Self vs. Loyola-Chicago all-time: First Meeting  
Farmer vs. Illinois at Loyola-Chicago: First Meeting




# OPPONENTS

## University of Maryland Terrapins



**Gary Williams**  
Head Coach



**Senior Guard**  
**Juan Dixon**

**Tuesday, Nov. 27, 2001 at College Park, Md., 6 p.m., ESPN**

### QUICK FACTS

**Location:** College Park, Md.  
**Enrollment:** 33,006  
**Home Arena (Capacity):** Cole Field House (14,500)  
**Nickname:** Terrapins, Terps  
**Colors:** Red, White, Black and Gold  
**Conference:** Atlantic Coast  
**Athletic Director:** Deborah A. Yow  
**Athletics Department Phone:** (301) 314-7075  
**Sports Information Mailing Address:**  
 Maryland Athletic Media Relations  
 Cole Field House Rm. 1112

**P.O. Box 295**  
 College Park, Md. 20742  
**Sports Information Office Phone:**  
 (301) 314-7066  
**SID Fax:** (301) 314-9049  
**Press Row Phone:** (301) 314-8624  
**Website:** www.umterps.com  
**Sports Information Director/Home Phone:**  
 Dave Haglund/(301) 879-2518  
**Basketball SID/Home Phone:**  
 Kevin Messenger/(301) 474-9555  
**E-mail:** kmess@wam.umd.edu

### BASKETBALL INFORMATION

**Head Coach:** Gary Williams  
**Collegiate Coaching Record:**  
 449-267 (23 years)  
**Record at Maryland:**  
 242-139 (12 years)  
**Assistant Coaches:** Dave Dickerson, Jimmy

Patsos, and Matt Kovarik  
**Basketball Office Telephone:** (301) 314-7029  
**2000-01 Overall Record:** 25-11  
**2000-01 Conference Record:** 10-6/3rd  
**Starters Returning/Lost:** 4-1  
**Letterman Returning/Lost:** 9/4

### 2001-02 SCHEDULE

Nov. 8	vs. Arizona
Nov. 9	Coaches vs. Cancer
Nov. 17	American
Nov. 24	Delaware State
Nov. 27	Illinois
Dec. 2	vs. Princeton
Dec. 3	Raycom/Comcast Classic
Dec. 9	Detroit
Dec. 11	Monmouth
Dec. 21	at Oklahoma
Dec. 27	William & Mary
Dec. 30	at NC State
Jan. 3	Norfolk State
Jan. 9	North Carolina
Jan. 13	at Georgia Tech
Jan. 17	at Duke
Jan. 20	Clemson
Jan. 23	at Wake Forest
Jan. 26	Florida State
Jan. 31	at Virginia
Feb. 3	NC State
Feb. 10	at North Carolina
Feb. 13	Georgia Tech
Feb. 17	Duke
Feb. 20	at Clemson
Feb. 24	Wake Forest
Feb. 27	at Florida State
March 3	Virginia
March 7-11	ACC Championships

### 2001-02 MARYLAND TERRAPINS ROSTER

<u>Player</u>	<u>Ht.</u>	<u>Wt.</u>	<u>Yr.</u>	<u>Pos.</u>	<u>Hometown</u>	<u>ppg/rpg/apg</u>
Lonny Baxter	6-8	260	Sr.	F/C	Silver Spring, Md.	15.6/7.9/0.5
Steve Blake	6-3	160	Jr.	G	Miami Lakes, Fla.	6.9/3.0/3.0
Andre Collins	5-9	175	Fr.	G	Crisfield, Md.	
Juan Dixon	6-3	164	Sr.	G	Baltimore, Md.	18.2/4.3/2.6
Byron Mouton	6-6	215	Sr.	G/F	Rayne, La.	9.6/4.0/1.2
Michael Grinnon	6-6	195	Fr.	G	Oyster Bay, N.Y.	
Tahj Holden	6-10	247	Jr.	F	Red Bank, N.J.	4.5/2.3/0.6
Drew Nicholas	6-3	160	Jr.	G	Hempstead, N.Y.	6.6/1.6/2.4
Ryan Randle	6-9	245	Jr.	F	Duncanville, Texas	
Chris Wilcox	6-10	210	So.	F	Raleigh, N.C.	3.6/2.1/0.5

### SERIES HISTORY

**Series:** Tied 2-2  
**Games at Illinois:** 0-0  
**Games at Maryland:** 0-0  
**Neutral Site:** Tied 2-2  
**Last Illinois win:** 90-80 (11/21/00, at Maui, Hawaii)  
**Last Maryland win:** 67-69 (12-4-99, at Washington, D.C.)  
**Longest Illinois winning streak:** 1 (2000) Current  
**Longest Illinois home winning streak:** N/A  
**Longest Illinois road winning streak:** N/A

**Longest Maryland winning streak:** 1 (twice, last 1999)  
**Longest Maryland home winning streak:** N/A  
**Longest Maryland road winning streak:** N/A  
**Current Series Streak:** Illinois W-1  
**Illinois Largest Winning Margin:** 10 (90-80), Dec. 4, 2000, at Maui, Hawaii  
**Maryland's Largest Winning Margin:** 6 (67-61), March, 14, 1998, at Sacramento, Calif.  
**Overtime games (last):** None  
**Self vs. Maryland:** 1-0  
**Williams vs. Illinois at Maryland:** 2-1



# OPONENTS University of Michigan Wolverines



**Saturday, Jan. 12, 2002 at Champaign, Ill., 3:30 p.m. ESPN+ Regional**  
**Thursday, Feb. 7, 2002 at Ann Arbor, Mich., 6 p.m. ESPN**


## QUICK FACTS

**Location:** Ann Arbor, Mich.  
**Enrollment:** 38,103  
**Arena/Capacity:** Crisler Arena/13,562  
**Nickname:** Wolverines  
**Colors:** Maize and Blue  
**Conference:** Big Ten  
**Athletic Director:** William C. Martin  
**Athletic Department Phone:** (734) 647-2583  
**Sports Information Mailing Address:**  
 Michigan Athletic Media Relations  
 1000 S. State St.  
 Ann Arbor, MI 48109-2201

**SID Telephone:** (734) 763-4423  
**SID Fax:** (734) 647-1188  
**Press Row Phone:** (734) 998-7188  
**Website:** www.mgoblue.com  
**Sports Information Director/Home Phone:**  
 Bruce Madej/(734) 971-2549  
**Basketball SID/Home Phone:**  
 Tom Wywrot/(734) 528-0244  
**E-mail:** twywrot@umich.edu



**Tommy Amaker**  
Head Coach



**Junior Forward**  
LaVell Blanchard

## BASKETBALL INFORMATION

**Head Coach:** Tommy Amaker  
**Collegiate Coaching Record:** 68-55 (4 years)  
**Record at Michigan:** First year  
**Assistant Coaches:** Charles Ramsey, Chuck Swenson and Billy Schmidt

**Basketball Office Telephone:** (734) 763-5504  
**2000-01 Overall Record:** 10-18  
**2000-01 Conference Record/Finish:** 4-12/10th  
**Starters Returning/Lost:** 4/1  
**Letterman Returning/Lost:** 13/2

## 2001-02 SCHEDULE

Nov. 16	Oakland
Nov. 20	Fairfield
Nov. 23	at Western Michigan
Nov. 28	at Bowling Green
Dec. 1	Boston College
Dec. 4	IUPUI-Ft. Wayne
Dec. 8	Duke
Dec. 22	Eastern Michigan
Dec. 29	at San Francisco
Jan. 2	at Penn State
Jan. 5	Purdue
Jan. 9	at Minnesota
Jan. 12	at Illinois
Jan. 16	Northwestern
Jan. 19	Minnesota
Jan. 24	at Ohio State
Jan. 26	Vermont
Jan. 30	at Michigan State
Feb. 2	Wisconsin
Feb. 7	Illinois
Feb. 9	Penn State
Feb. 11	at Colorado State
Feb. 13	at Purdue
Feb. 17	Indiana
Feb. 23	at Iowa
Feb. 27	at Wisconsin
March 2 or 3	Ohio State
March 7-10	Big Ten Tournament

## 2001-02 MICHIGAN WOLVERINES ROSTER

<u>Player</u>	<u>Ht.</u>	<u>Wt.</u>	<u>Yr.</u>	<u>Pos.</u>	<u>Hometown</u>	<u>ppg/rpg/apg</u>
Rotolu Adebisi	6-5	210	Sr.	F	Ann Arbor, Mich.	0.3/0.4/0.0
Chuck Bailey	6-7	195	Fr.	F	Detroit, Mich.	
Marcus Bennett	6-2	185	Fr.	G	Detroit, Mich.	
LaVell Blanchard	6-7	205	Jr.	F	Ann Arbor, Mich.	17.8/8.4/1.8
Colin Dill	6-7	225	So.	F	Saginaw, Mich.	1.1/0.4/0.0
Ron Garber	6-8	205	Sr.	F	Golden Valley, Minn.	0.0/0.4/0.4
Herb Gibson	6-5	205	Sr.	F	Taylor, Mich.	0.7/0.4/0.0
Mike Gotfredson	5-11	175	Sr.	G	Grosse Pointe, Mich.	0.2/0.5/0.4
Gavin Groninger	6-5	190	Jr.	G	Plainfield, Ind.	5.5/1.5/1.5
Dommanic Ingerson	6-4	185	Fr.	G	Santa Barbara, Calif.	
Leon Jones	6-4	195	Sr.	G	Battle Creek, Mich.	2.7/1.5/0.6
Josh Moore	7-2	305	So.	C	Newark, N.J.	4.4/2.7/1.2
Avery Queen	5-7	150	So.	G	Moreno Valley, Calif.	5.8/2.3/4.3
Bernard Robinson Jr.	6-6	185	So.	F	Washington, D.C.	14.4/9/1.9
Chris Young	6-9	220	Sr.	F/C	Plymouth, Mich.	8.6/4.9/0.4

## SERIES HISTORY

**Series:** Illinois leads 71-67  
**Games at Illinois:** Illinois leads 46-23  
**Games at Michigan:** Michigan leads 43-25  
**Neutral Games:** Michigan leads 1-0  
**Last Illinois Win:** 55-51 (1/25/01, Ann Arbor)  
**Last Michigan Win:** 95-91 2OT (1/16/00, Ann Arbor)  
**Longest Illinois win streak:** 10 (1950-56)  
**Longest Illinois home win streak:** 10 (1980-89)  
**Longest Illinois away win streak:** 4 (1952-55)  
**Longest Michigan win streak:** 9 (1992-96)

**Longest Michigan home win streak:**  
 8 (1975-82)  
**Longest Michigan away win streak:** 4 (1992-95)  
**Current Series Streak:** Illinois W-3  
**Illinois' Largest Winning Margin:** 30 (96-66),  
 Dec. 15, 1953 at Champaign  
**Michigan's Largest Winning Margin:** 26  
 (42-16), Feb. 25, 1922 at Ann Arbor  
**Overtime Games (last):** 6 (Jan. 16, 2000;  
 Michigan 95, Illinois 91 at Ann Arbor)  
**Self vs. Michigan all-time:** 2-0  
**Amaker vs. Illinois all-time:** 0-2





# OPPONENTS

## Michigan State University Spartans

Sunday, Feb. 3, 2002 at Champaign, Ill., 12 p.m. CBS  
 Tuesday, Feb. 12, 2002 at East Lansing, Mich., 6 p.m., ESPN



**Tom Izzo**  
Head Coach



**Marcus Taylor**  
Sophomore Guard

### QUICK FACTS

Location: East Lansing, Mich.  
 Enrollment: 43,189  
 Arena/Capacity: Breslin Center/14,759  
 Nickname: Spartans  
 Colors: Green and White  
 Conference: Big Ten  
 Athletic Director: Clarence Underwood, Jr.  
 Athletic Department Phone: (517) 355-9710  
 Press Row Phone: (517) 353-1626  
 Website: www.msuspartans.com

Sports Information Mailing Address:  
 Michigan State Sports Information  
 401 Olds Hall  
 East Lansing, MI 48824  
 SID Telephone: (517) 355-2271  
 SID Fax: (517) 353-9636  
 Sports Information Director/Home Phone:  
 John Lewandowski/(517) 381-9456  
 Basketball SID/Home Phone:  
 Matt Larson/(517) 349-4607  
 E-mail: larsonm9@msu.edu

### BASKETBALL INFORMATION

Head Coach: Tom Izzo  
 Collegiate Coaching Record: 148-53 (6 years)  
 Record at Michigan State: Same  
 Assistant Coaches: Brian Gregory, Mike Garland  
 and Mark Montgomery

Basketball Office Telephone: (517) 355-1643  
 2000-01 Overall Record: 28-5  
 2000-01 Conference Record/Finish: 13-3/T1st  
 Starters Returning/Lost: 1/4  
 Letterman Returning/Lost: 6/7

### 2001-02 SCHEDULE

Jan. 13 Detroit  
 Jan. 16 Preseason NIT  
 Jan. 21 Preseason NIT  
 Jan. 23 Preseason NIT  
 Jan. 28 vs. Virginia  
 Jan. 30 Spartan Classic  
 Dec. 1 Spartan Classic  
 Dec. 5 at Florida  
 Dec. 9 Nicholls State  
 Dec. 15 Arizona  
 Dec. 17 UNC-Asheville  
 Dec. 19 Oakland  
 Dec. 22 Seton Hall  
 Dec. 29 vs. Stanford  
 Jan. 5 at Minnesota  
 Jan. 8 at Indiana  
 Jan. 12 Wisconsin  
 Jan. 16 Purdue  
 Jan. 19 at Penn State  
 Jan. 22 at Iowa  
 Jan. 30 Michigan  
 Feb. 3 at Illinois  
 Feb. 6 at Northwestern  
 Feb. 10 Ohio State  
 Feb. 12 Illinois  
 Feb. 16 at Purdue  
 Feb. 21 Minnesota  
 Feb. 24 Indiana  
 Feb. 26 at Ohio State  
 March 2 or 3 Iowa  
 March 7-10 Big Ten Tournament

### 2001-02 MICHIGAN STATE SPARTANS ROSTER

Player	Ht.	Wt.	Yr.	Pos.	Hometown	ppg/rpg/apg
Aloysius Anagonye	6-8	255	Jr.	F	Southfield, Mich.	4.7/3.1/0.7
Allen Anderson	6-6	230	Fr.	G/F	Minneapolis, Minn.	
Jason Andreas	6-10	240	So.	C	Sugar Creek, Ohio	0.5/1.0/0.1
Adam Ballinger	6-9	245	Jr.	F	Bluffton, Ind.	1.9/1.6/0.2
Mat Ishbia	5-10	155	Sr.	G	Bloomfield, Mich.	0.3/0.4/0.1
Chris Hill	6-3	180	Fr.	G	Indianapolis, Ind.	
Marcus Taylor	6-3	190	So.	G	Lansing, Mich.	7.4/1.3/3.6
Kelvin Torbert	6-4	220	Fr.	G	Flint, Mich.	
Adam Wolfe	6-9	215	So.	F	Westerville, Ohio	1.7/1.7/0.1

### SERIES HISTORY

Series: Illinois leads 46-45  
 Games at Illinois: Illinois leads 30-14  
 Games at Michigan St.: Michigan State leads 29-15  
 Neutral Games: Michigan State leads 2-1  
 Last Illinois Win: 77-66 (2/6/01, Champaign)  
 Last Michigan St. Win: 76-61 (3/12/00, at Chicago)  
 Longest Illinois win streak: 7 (1987-90)  
 Longest Illinois home win streak: 7 (1979-85)  
 Longest Illinois away win streak: 3 (1987-89)  
 Longest Michigan State win streak: 10 (1974-78)

Longest Michigan St. home win streak: 8 (1972-80)  
 Longest Michigan St. away win streak: 5 (1974-78)  
 Current Series Streak: Illinois W-1  
 Illinois' Largest Winning Margin: 32 (121-89), March 9, 1965 at Champaign  
 Michigan State's Largest Winning Margin: 25 (91-66), Jan. 30, 2000 at East Lansing  
 Overtime Games (last): 0  
 Self vs. Michigan State all-time: 1-1  
 Izzo vs. Illinois at Michigan State: 8-4



# OPPONENTS

## University of Minnesota Gophers



**Dan Monson**  
Head Coach



**Senior Forward**  
**Dusty Rychart**

**Wednesday, Jan. 2, 2002 at Champaign, Ill., 7 p.m. ESPN+ Local**  
**Sat., March 2 or Sun., March 3, 2002 at Minneapolis, Minn., TBA**

### QUICK FACTS

**Location:** Minneapolis, Minn.  
**Enrollment:** 45,651  
**Arena (Capacity):** Williams Arena (14,625)  
**Nickname:** Golden Gophers  
**Colors:** Maroon and Gold  
**Conference:** Big Ten  
**Athletic Director:** Tom Moe  
**Athletic Department Phone:** (612) 625-4838  
**Sports Information Mailing Address:**  
Minnesota Sports Information  
Room 208 BFAB  
516 15th Ave. SE

Minneapolis, MN 55454  
**Sports Information Office Phone:**  
(612) 625-4090  
**SID Fax:** (612) 625-0359  
**Press Row Phone:** (612) 626-1308  
**Website:** www.gophersports.com  
**Sports Information Director/Home Phone:**  
Bill Crumley/(763) 268-0640  
**Basketball SID/Home Phone:**  
Kyle Coughlin/TBA  
**E-mail:** cough002@umn.edu

### BASKETBALL INFORMATION

**Head Coach:** Dan Monson  
**Collegiate Coaching Record:** 82-47 (Four years)  
**Record at Minnesota:** 30-30 (Two years)  
**Assistant Coaches:** Mike Petersen, Bill Walker  
and Art Prevost

**Basketball Office Telephone:** (612) 625-3085  
**2000-01 Overall Record:** 18-14  
**2000-01 Conference Record (Finish):** 5-11 (9th)  
**Starters Returning/Lost:** 3/2  
**Letterman Returning/Lost:** 7/3

### 2001-02 SCHEDULE

Nov. 17	Mercer
Nov. 21	UNC-Asheville
Nov. 24	Eastern Washington
Nov. 27	at Wake Forest
Dec. 1	Texas-Pan American
Dec. 4	North Carolina-Wilmington
Dec. 7	at Georgia
Dec. 10	Oregon
Dec. 13	Maryland-Eastern Shore
Dec. 22	Nebraska
Dec. 30	at Texas Tech
Jan. 2	at Illinois
Jan. 5	Michigan State
Jan. 9	Michigan
Jan. 12	at Purdue
Jan. 16	at Wisconsin
Jan. 19	at Michigan
Jan. 26	Ohio State
Jan. 30	Penn State
Feb. 2	Indiana
Feb. 9	at Iowa
Feb. 13	at Northwestern
Feb. 16	Wisconsin
Feb. 21	at Michigan State
Feb. 23	at Penn State
Feb. 27	Northwestern
Mar. 2/3	Illinois
Mar. 7-10	Big Ten Tournament

### 2001-02 MINNESOTA GOLDEN GOPHERS ROSTER

Player	Ht.	Wt.	Yr.	Pos.	Hometown	ppg/rpg/apg
Mike Bauer	6-8	205	So.	F	Hastings, Minn.	11.4/4.8/0.9
Travarus Bennett	6-7	205	Sr.	F	Rosedale, Miss.	4.5/4.2/0.9
Kevin Bursleson	6-3	190	Jr.	G	Seattle, Wash.	6.3/1.7/2.5
Steve Esselink	6-6	191	So.	F	Hills, Minn.	
Kerwin Fleming	6-3	180	Sr.	G	Chicago, Ill.	6.8/1.5/1.0
Jeff Hagen	6-11	250	So.	C	Minnetonka, Minn.	1.9/1.2/0.3
Maurice Hargrow	6-4	175	Fr.	G	St. Paul, Minn.	
Jerry Holman	6-10	218	Jr.	F/C	St. Paul, Minn.	
Rick Rickert	6-10	202	Fr.	F/C	Duluth, Minn.	
Aaron Robinson	5-9	160	Fr.	G	Rockford, Ill.	
Dusty Rychart	6-7	210	Sr.	F	Grand Rapids, Mich.	14.6/8.0/1.4
Shane Schilling	6-6	200	Jr.	G-F	Minnetonka, Minn.	8.4/2.6/1.5

### SERIES HISTORY

**Series:** Illinois leads 98-60  
**Games at Illinois:** Illinois leads 62-16  
**Games at Minnesota:** Minnesota leads 43-35  
**Neutral Games:** Tied 1-1  
**Last Illinois Win:** 67-59 (3/4/01, at Minneapolis)  
**Last Minnesota Win:** 75-63 (2/3/99, at Minneapolis)  
**Longest Illinois win streak:** 9 (1912-16)  
**Longest Illinois home win streak:** 15 (1979-95)  
**Longest Illinois away win streak:** 4 (three times, last 1942-45)  
**Longest Minnesota win streak:** 9 (1971-76)

**Longest Minnesota home win streak:**  
6 (1970-76)  
**Longest Minnesota away win streak:**  
4 (1973-76)  
**Current Series Streak:** Illinois W-5  
**Illinois' Largest Winning Margin:** 36 (86-50),  
Feb. 11, 1968 at Champaign  
**Minnesota's Largest Winning Margin:**  
39 (42-3), Jan. 31, 1907 at Minneapolis  
**Overtime Games (last):** 4 (Feb. 22, 1995,  
Illinois 94, Minnesota 88 at Champaign)  
**Self vs. Minnesota all-time:** 2-0  
**Monson vs. Illinois at Minnesota:** 0-4



# OPONENTS

## University of Missouri Tigers

Saturday, Dec. 22, 2001 at St. Louis, Mo., 8 p.m. ESPN



### QUICK FACTS

Location: Columbia, Mo.  
 Enrollment: 22,898  
 Arena (Capacity): Hearn Center (13,300)  
 Nickname: Tigers  
 Colors: Old Gold and Black  
 Conference: Big 12  
 Athletic Director: Michael F. Alden  
 Athletic Department Phone: (573) 882-6501  
 Sports Information Mailing Address:  
 Missouri Sports Information  
 PO Box 677-Hearn Center  
 Columbia, MO 65205

Sports Information Office Phone:  
 (573) 882-3241  
 SID Fax: (573) 882-4720  
 Press Row Phone: (573) 882-1442  
 Website: www.mutigers.com  
 Sports Information Director/Home Phone:  
 Chad Moller/(573) 474-6620  
 Basketball SID/Home Phone: Same  
 E-mail: mollerc@missouri.edu

### BASKETBALL INFORMATION

Head Coach: Quin Snyder (Duke '89)  
 Collegiate Coaching Record: 38-26 (two years)  
 Record at Missouri: Same  
 Assistant Coaches: Tony Harvey, Lane Odum  
 and Marcus Perez (Army '89)

Basketball Office Telephone: (573) 882-3463  
 2000-01 Overall Record: 20-13  
 2000-01 Conference Record/Finish: 9-7/5th  
 Starters Returning/Lost: 3/2  
 Letterman Returning/Lost: 10/3



**Quin Snyder**  
Head Coach



**Junior Forward**  
**Kareem Rush**

### 2001-02 SCHEDULE

Nov. 13	Tennessee-Martin
Nov. 14	Air Force/Yale
Nov. 20	Guardians Classic Semifinals
Nov. 21	Guardians Classic Championship
Nov. 24	vs. Xavier
Nov. 29	Jackson State
Dec. 1	Grambling State
Dec. 3	at Saint Louis
Dec. 6	Southern University A&M
Dec. 15	Iowa
Dec. 22	vs. Illinois
Dec. 29	at DePaul
Jan. 2	Coppin State
Jan. 5	Nebraska
Jan. 9	at Iowa State
Jan. 12	at Kansas State
Jan. 16	Texas A&M
Jan. 19	Colorado
Jan. 21	at Oklahoma
Jan. 26	Kansas State
Jan. 28	at Kansas
Feb. 3	Virginia
Feb. 6	Iowa State
Feb. 9	at Baylor
Feb. 13	at Nebraska
Feb. 17	Texas
Feb. 20	at Texas Tech
Feb. 23	at Colorado
Feb. 25	Oklahoma State
March 3	Kansas
March 7-10	Big 12 Tournament

### 2001-02 MISSOURI TIGERS ROSTER

Player	Ht.	Wt.	Yr.	Pos.	Hometown	ppg/rpg/apg
Travon Bryant	6-9	246	So.	F	Long Beach, Calif.	3.0/3.5/0.9
Najeeb Echols	6-8	220	Fr.	G/F	Chicago, Ill.	
Jeffrey Ferguson	6-10	215	Fr.	F/C	Toronto, Ontario	
Clarence Gilbert	6-2	195	Sr.	G	Ft. Lauderdale, Fla.	16.5/2.7/3.5
Michael Griffin	6-3	175	So.	G	Norcross, Ga.	
Duane John	6-6	195	Fr.	G	Toronto, Ontario	
Arthur Johnson	6-9	275	So.	C	Detroit, Mich.	9.0/7.8/0.7
Ryan Kiernan	6-0	165	Jr.	G	St. Charles, Mo.	
Josh Kroenke	6-4	202	So.	G	Columbia, Mo.	2.7/0.8/0.3
Uche Okafor	6-11	245	Jr.	C	Anambra State, Nigeria	
Ricky Paulding	6-5	208	So.	G	Detroit, Mich.	7.0/2.4/0.9
Kareem Rush	6-6	212	Jr.	F	Kansas City, Mo.	21.1/6.7/1.9
Wesley Stokes	5-10	173	So.	G	Long Beach, Calif.	6.4/1.9/2.0

### SERIES HISTORY

Series: Illinois leads 19-12  
 Games at Illinois: Illinois leads 4-1  
 Games at Missouri: Illinois leads 3-2  
 Neutral Games: Illinois leads 12-9  
 Last Illinois Win: 86-81 OT (12/21/00,  
 at St. Louis)  
 Last Missouri Win: 78-72 (12/21/99,  
 at St. Louis)  
 Longest Illinois win streak: 8 (1983-90)  
 Longest Illinois home win streak: 4 (1934-77)  
 Longest Illinois away win streak: 2 (1932-43)  
 Longest Missouri win streak: 4 (1991-94)

Longest Missouri home win streak: 2 (1955-76)  
 Longest Missouri away win streak: 1 (1979)  
 Current Series Streak: Illinois W-1  
 Illinois' Largest Winning Margin: 28 (77-49),  
 Dec. 4, 1954 at Champaign  
 Missouri's Largest Winning Margin: 17  
 (61-44), Dec. 23, 1991, at St. Louis  
 Overtime Games (last): 5 (Dec. 21, 2000,  
 Illinois 86, Missouri 81 at St. Louis)  
 Self vs. Missouri all-time: 1-0  
 Snyder vs. Illinois at Missouri: 1-1




# OPPONENTS

## Northwestern University Wildcats

Saturday, Feb. 23 at Evanston, Ill., 1:30 p.m. ESPN+ Regional



**Bill Carmody**  
Head Coach



**Senior Forward**  
Tavaras Hardy

### QUICK FACTS

Location: Evanston, Ill.  
Enrollment: 7,400  
Arena/Capacity: Welsh-Ryan Arena/8,117  
Nickname: Wildcats  
Colors: Purple and White  
Conference: Big Ten  
Athletic Director: Rick Taylor  
Athletic Department Phone: (847) 491-8880  
Sports Information Mailing Address:  
Northwestern Sports Information  
1501 Central Street  
Evanston, IL 60208

SID Telephone: (847) 491-7503  
SID Fax: (847) 491-8818  
Press Row Phone: (847) 491-8852  
Website: www.nusports.com  
Sports Information Director/Home Phone:  
Mike Wolf/(773) 529-9887  
Basketball SID/Home Phone:  
Mike Mahoney/(847) 491-9369  
E-mail: m-mahoney2@northwestern.edu

### BASKETBALL INFORMATION

Head Coach: Bill Carmody (Union '75)  
Collegiate Coaching Record: 103-44 (5 years)  
Record at Northwestern: 11-19 (1 year)  
Assistant Coaches: Paul Lee, Craig Robinson and  
Mitch Henderson

Basketball Office Telephone: (847) 491-7906  
2000-01 Overall Record: 11-19  
2000-01 Conference Record/Finish: 3-13/11th  
Starters Returning/Lost: 4/1  
Letterman Returning/Lost: 8/2

### 2001-02 SCHEDULE

Nov. 14	vs. Va. Commonwealth
Nov. 15	Black Coaches Assoc. Invite
Nov. 16	Black Coaches Assoc. Invite
Nov. 24	Chicago State
Nov. 28	Florida State
Dec. 8	Kansas State
Dec. 15	Florida A&M
Dec. 17	Liberty
Dec. 22	vs. Fordham
Dec. 28	ASU Holiday Classic
Dec. 29	ASU Holiday Classic
Jan. 2	Indiana
Jan. 9	at Iowa
Jan. 12	Ohio State
Jan. 16	at Michigan
Jan. 19	Iowa
Jan. 23	at Purdue
Jan. 26	at Buffalo
Jan. 30	Wisconsin
Feb. 2	at Ohio State
Feb. 6	Michigan State
Feb. 9	at Wisconsin
Feb. 13	Minnesota
Feb. 16	at Penn State
Feb. 20	Purdue
Feb. 23	Illinois
Feb. 27	at Minnesota
March 2 or 3	at Indiana
March 7-10	Big Ten Tournament

### 2001-02 NORTHWESTERN WILDCATS ROSTER

Player	Ht.	Wt.	Yr.	Pos.	Hometown	ppg/rpg/apg
Winston Blake	6-5	191	Jr.	F	Plano, Texas	11.9/3.2/2.0
Jason Burke	6-6	189	Jr.	G	Plano, Texas	3.0/1.5/0.8
Collier Drayton	6-2	185	Sr.	G	Lyons, N.Y.	5.4/3.7/3.4
Davor Duvancic	6-7	200	Fr.	F	Split, Croatia	
Tavaras Hardy	6-8	225	Sr.	F	Joliet, Ill.	10.7/5.7/2.2
Aaron Jennings	6-11	210	Jr.	C	Atkins, Iowa	5.4/2.4/1.1
Drew Long	6-1	180	So.	G	Houston, Texas	0.8/0.2/0.3
Ed McCants	6-2	180	So.	G-F	Marion, Ohio	4.1/2.1/0.4
Thomas Soltau	6-10	220	Fr.	F/C	Roskilde, Denmark	
Patrick Towne	6-5	220	So.	F	Plano, Texas	0.4/1.0/0.0
Vedran Vukusic	6-8	215	Fr.	F	Split, Croatia	
Jitim Young	6-2	185	So.	G	Chicago, Ill.	8.8/3.8/1.9

### SERIES HISTORY

Series: Illinois leads 113-33  
Games at Illinois: Illinois 57-13  
Games at Northwestern: Illinois leads 56-20  
Neutral Games: 0-0  
Last Illinois Win: 84-59 (2/3/01 at Champaign)  
Last Northwestern Win: 59-46 (1/9/99 at Champaign)  
Longest Illinois win streak: 16 (twice, last 1984-91)  
Longest Illinois home win streak: 19 (1980-1998)  
Longest Illinois away win streak: 9 (1946-55)  
Longest Northwestern win streak: 3 (twice, last 1966-67)

Longest Northwestern home win streak: 3 (1966-68)  
Longest Northwestern away win streak: 2 (three times, last 1959-61)  
Current Series Streak: Illinois W-5  
Illinois' Largest Winning Margin: 42 (twice) Feb. 27, 1943, at Chicago, 86-44; March 8, 1995, at Champaign, 99-57  
Northwestern's Largest Winning Margin: 16 (88-72), March 8, 1958, at Evanston  
Overtime Games (last): 1 (Jan. 11, 1969, Illinois 82, Northwestern 77, at Evanston)  
Self vs. Northwestern all-time: 2-0  
Carmody vs. Illinois at Northwestern: 0-2



# OPPONENTS

## Ohio State University Buckeyes

Tuesday, Jan. 29, 2002 at Columbus, Ohio, 6 p.m. ESPN


### QUICK FACTS

Location: Columbus, Ohio  
 Enrollment: 55,043  
 Arena (Capacity): Value City Arena (19,200)  
 Nickname: Buckeyes  
 Colors: Scarlet and Gray  
 Conference: Big Ten  
 Athletic Director: Andy Geiger  
 Athletic Department Phone: (614) 292-7572  
 Sports Information Mailing Address:  
 Ohio State Athletics Communications  
 Room 124 St. John Arena

410 Woody Hayes Drive  
 Columbus, OH 43210  
 Sports Information Office Phone:  
 (614) 292-6861  
 SID Fax: (614) 292-8547  
 Press Row Phone: (614) 688-5330  
 Website: www.ohiostatebuckeyes.com  
 Sports Information Director/Home Phone:  
 Steve Snapp/(614) 791-9675  
 Basketball SID/Home Phone:  
 Dan Wallenberg/(614) 276-4792  
 E-mail: wallenberg.1@osu.edu



**Jim O'Brien**  
Head Coach



**Senior Guard**  
**Brian Brown**

### BASKETBALL INFORMATION

Head Coach: Jim O'Brien  
 Collegiate Coaching Record: 313-266 (19 years)  
 Record at Ohio State: 78-49 (four years)  
 Assistant Coaches: Paul Biancardi, Bruce Parkhill  
 and Dave Spiller

Basketball Office Telephone: (614) 292-0505  
 2000-01 Overall Record: 20-11  
 2000-01 Conference Record (Finish): 11-5 (3rd)  
 Starters Returning/Lost: 4/1  
 Letterman Returning/Lost: 11/3

### 2001-02 SCHEDULE

Nov. 18	Winthrop
Nov. 20	Albany
Nov. 27	N.C. State
Dec. 2	UNC-Wilmington
Dec. 9	IUPUI
Dec. 12	Santa Clara
Dec. 15	at Louisville
Dec. 19	Pittsburgh
Dec. 22	Eastern Illinois
Dec. 29	UNC-Greensboro
Jan. 2	at Purdue
Jan. 5	Iowa
Jan. 9	at Massachusetts
Jan. 12	at Northwestern
Jan. 16	Penn State
Jan. 19	Indiana
Jan. 24	Michigan
Jan. 26	at Minnesota
Jan. 29	Illinois
Feb. 2	Northwestern
Feb. 6	at Wisconsin
Feb. 10	at Michigan State
Feb. 16	at Iowa
Feb. 20	at Indiana
Feb. 23	Purdue
Feb. 26	Michigan State
Mach 2 or 3	at Michigan
March 7-10	Big Ten Tournament

### 2001-02 OHIO STATE BUCKEYES ROSTER

Player	Ht.	Wt.	Yr.	Pos.	Hometown	ppg/rpg/avg
Brian Brown	6-4	200	Sr.	G	Brooklyn, N.Y.	14.5/4.4/4.1
Sean Connolly	6-5	210	Jr.	G	Peabody, Mass.	7.6/3.0/2.0
Brent Darby	6-1	195	Jr.	G	River Rouge, Mich.	9.6/2.5/2.2
Terence Dials	6-9	240	Fr.	F	Youngstown, Ohio	
Will Dudley	6-8	230	Sr.	F	Brooklyn, N.Y.	4.9/2.1/0.5
Brandon Fuss-Cheatham	6-1	190	Fr.	G	Beaver Falls, Pa.	
Matt Marinchick	6-10	240	Fr.	C	Hudson, Ohio	
Tim Martin	6-6	240	Sr.	F	Dayton, Ohio	2.6/3.0/0.6
Velimir Radinovic	7-0	230	So.	C	Toronto, Ontario	2.6/1.4/0.3
Doylan Robinson	6-4	210	Sr.	G	Akron, Ohio	1.1/1.1/0.8
Boban Savovic	6-5	240	Sr.	G	Montenegro, Yugoslavia	8.9/3.8/3.4
Matt Sylvester	6-7	200	Fr.	F	Loveland, Ohio	
Clark Williams	6-6	195	Fr.	F	Lilburn, Ga.	
Zack Williams	6-7	230	So.	F	Middle Village, N.Y.	6.6/3.8/0.5

### SERIES HISTORY

Series: Illinois leads 95-57  
 Games at Illinois: Illinois leads 56-21  
 Games at Ohio State: Illinois leads 38-36  
 Neutral Games: Illinois leads 1-0  
 Last Illinois Win: 83-68 (1/6/01,  
 at Champaign)  
 Last Ohio State Win: 63-61 (2/22/01,  
 at Columbus)  
 Longest Illinois win streak: 12 (1950-56)  
 Longest Illinois home win streak: 13 (1945-59)  
 Longest Illinois away win streak: 6 (1993-98)  
 Longest Ohio State win streak: 7 (1977-80)  
 Longest Ohio State home win streak: 6  
 (1967-73)

Longest Ohio State away win streak: 4  
 (1977-80)  
 Current Series Streak: Ohio State W-1  
 Illinois' Largest Winning Margin: 47 (111-64),  
 Feb. 11, 1956, at Champaign  
 Ohio State's Largest Winning Margin: 34  
 (89-55), Jan. 19, 1991, at Columbus  
 Overtime Games (last): 2 (Jan. 14, 1982, Ohio  
 State 51, Illinois 50, at Champaign)  
 Self vs. Ohio State all-time: 1-1  
 O'Brien vs. Illinois at Ohio State: 3-4



# Penn State University Nittany Lions

Wednesday, Feb. 20, 2002 at Champaign, Ill., 7 p.m. ESPN+ Local



**Jerry Dunn**  
Head Coach



**Senior Forward**  
Tyler Smith

## QUICK FACTS

Location: University Park, Pa.  
Enrollment: 41,050  
Arena/Capacity: Bryce Jordan Center/15,261  
Nickname: Nittany Lions  
Colors: Blue and White  
Conference: Big Ten  
Athletic Director: Tim Curley  
Athletic Department Phone: (814) 865-1086  
SID Phone: (814) 865-1757  
SID Fax: (814) 863-3165  
Press Row Phone: (814) 863-3516  
Website: www.GoPSUsports.com

Sports Information Mailing Address:  
Penn State Sports Information  
101D Bryce Jordan Center  
University Park, PA 16803  
Sports Information Director/Home Phone:  
Jeff Nelson/(814) 234-1411  
Basketball SID/Home Phone:  
Patrick Donghia/(814) 235-6745  
E-mail: pad11@psu.edu

## BASKETBALL INFORMATION

Head Coach: Jerry Dunn  
Collegiate Coaching Record: 103-79 (6 years)  
Record at Penn State: Same  
Assistant Coaches: Rick Callahan, Mike Boyd,  
and Christian Appleman

Basketball Office Telephone: (814) 865-5494  
2000-01 Overall Record: 21-12  
2000-01 Conference Record/Finish: 7-9/6th  
Starters Returning/Lost: 1/4  
Letterman Returning/Lost: 8/7

## 2001-02 SCHEDULE

Nov. 18 Yale  
Nov. 21 Lafayette  
Nov. 24 at Boston College  
Nov. 28 Clemson  
Dec. 1 at Temple  
Dec. 5 Lehigh  
Dec. 8 at Pittsburgh  
Dec. 19 James Madison  
Dec. 22 Bucknell  
Dec. 28 vs. Coppin State  
Dec. 29 vs. California/Harvard  
Jan. 2 Michigan  
Jan. 5 at Indiana  
Jan. 9 Wisconsin  
Jan. 16 at Ohio State  
Jan. 19 Michigan State  
Jan. 23 Indiana  
Jan. 26 at Wisconsin  
Jan. 30 at Minnesota  
Feb. 2 at Iowa  
Feb. 6 Purdue  
Feb. 9 at Michigan  
Feb. 13 Iowa  
Feb. 16 Northwestern  
Feb. 20 at Illinois  
Feb. 23 Minnesota  
March 2 at Purdue  
March 7-10 Big Ten Tournament

## 2001-02 PENN STATE NITTANY LIONS ROSTER

Player	Ht.	Wt.	Yr.	Pos.	Hometown	ppg/rpg/apg
Stephan Bekale	6-9	230	Jr.	F	Libraville, Gabon	0.5/0.5/0.0
Sharif Chambliss	6-1	175	So.	G	Racine, Wis.	1.3/0.5/0.1
Ndu Egekeze	6-7	220	So.	F	Augusta, Ga.	1.4/0.7/0.1
Kevin Fellows	6-10	245	Fr.	C	Meridan, Ind.	
Jan Jagla	6-11	210	Fr.	F	Berlin, Germany	
Ken Krimmel	6-2	180	Sr.	G	State College, Pa.	0.8/0.2/0.2
Jason McDougald	6-9	200	Fr.	F	Lewisville, N.C.	
Tyler Smith	6-8	230	Sr.	F	Lake Forest, Ill.	7.6/4.5/1.2
Jamaal Tate	6-5	200	So.	G-F	Linden, N.J.	2.4/1.2/0.3
Daren Tielsch	6-7	215	Fr.	F	McKees, Rocks, Pa.	
B.J. Vossekuil	6-9	200	Jr.	F	Orange Park, Fla.	1.0/0.8/0.2
Brandon Watkins	6-0	170	Jr.	G	Bellwood, Ill.	3.2/0.9/1.1


## SERIES HISTORY

Series: Illinois leads 12-6  
Games at Illinois: Illinois leads 6-2  
Games at Penn State: Illinois leads 5-3  
Neutral Games: Tied 1-1  
Last Illinois Win: 92-60 (1/20/01, at Champaign)  
Last Penn St. Win: 98-95 (1/31/01, at State College)  
Longest Illinois win streak: 5 (1993-95)  
Longest Illinois home win streak: 4 (1993-97)  
Longest Illinois away win streak: 3 (1997-2000)  
Longest Penn St. win streak: 3 (1942-91)  
Longest Penn St. home win streak: 1


(three times, last 2001)  
Longest Penn St. away win streak: 1 (twice, last 1999)  
Current Series Streak: Penn State W-1  
Illinois' Largest Winning Margin: 32 (92-60), Jan. 20, 2001, at Champaign  
Penn State's Largest Winning Margin: 10 (78-68), Dec. 5, 1990, at University Park  
Overtime Games (last): 1 (Jan. 31, 2001, Penn State 98, Illinois 95, at University Park)  
Self vs. Penn State all-time: 1-1  
Dunn vs. Illinois at Penn State: 3-7

# OPONENTS

## Purdue University Boilermakers



**Gene Keady**  
Head Coach



**Senior Forward**  
**Rodney Smith**

**Wednesday, Jan. 9, 2002 at West Lafayette, Ind., 7 p.m. ESPN+ Local**  
**Saturday, Feb. 9, 2002 at Champaign, Ill., 4 p.m. ESPN+ Regional**

### QUICK FACTS

**Location:** West Lafayette, Ind.  
**Enrollment:** 37,871  
**Arena/Capacity:** Mackey Arena/14,123  
**Nickname:** Boilermakers  
**Colors:** Old Gold and Black  
**Conference:** Big Ten  
**Athletic Director:** Morgan J. Burke  
**Athletic Department Phone:** (765) 494-3189  
**Sports Information Mailing Address:**  
Purdue Athletic Public Relations  
Mackey Arena, Room 15  
West Lafayette, IN 47907-1790

**SID Telephone:** (765) 494-3196  
**SID Fax:** (765) 494-5447  
**Press Row Phone:** (765) 494-6364  
**Website:** www.purduesports.com  
**Sports Information Director/Home Phone:**  
Tom Schott/(765) 463-5802  
**Basketball SID/Home Phone:**  
Elliot Bloom/(765) 532-4699  
**E-mail:** hoopssid@purdue.edu

### BASKETBALL INFORMATION

**Head Coach:** Gene Keady  
**Collegiate Coaching Record:** 494-225 (23 years)  
**Record at Purdue:** 456-206 (21 years)  
**Assistant Coaches:** Jay Price, Todd Foster and  
Cuonzo Martin

**Basketball Office Telephone:** (765) 494-3214  
**2000-01 Overall Record:** 17-15  
**2000-01 Conference Record/Finish:** 6-10/8th  
**Starters Returning/Lost:** 4/1  
**Letterman Returning/Lost:** 9/3

### 2001-02 SCHEDULE

Nov. 16	at Valparaiso
Nov. 21	Radford
Nov. 24	Stanford
Nov. 27	Butler
Nov. 30	William and Mary
Dec. 1	Akron/Oakland
Dec. 5	Xavier
Dec. 8	Arizona
Dec. 15	Dayton
Dec. 17	Illinois-Chicago
Dec. 20	Las Vegas Tournament
Dec. 21	Las Vegas Tournament
Dec. 22	Las Vegas Tournament
Dec. 29	Robert Morris
Jan. 2	Ohio State
Jan. 5	at Michigan
Jan. 9	Illinois
Jan. 12	Minnesota
Jan. 16	at Michigan State
Jan. 19	at Wisconsin
Jan. 23	Northwestern
Jan. 26	Iowa
Jan. 31	at Indiana
Feb. 6	at Penn State
Feb. 9	at Illinois
Feb. 13	Michigan
Feb. 16	Michigan State
Feb. 20	at Northwestern
Feb. 23	at Ohio State
March 2	Penn State
March 7-10	Big Ten Tournament

### 2001-02 PURDUE BOILERMAKERS ROSTER

<u>Player</u>	<u>Ht.</u>	<u>Wt.</u>	<u>Yr.</u>	<u>Pos.</u>	<u>Hometown</u>	<u>ppg/rpg/apg</u>
John Allison	6-10	242	Sr.	C	New Palestine, Ind.	10.2/5.3/1.2
Brett Buscher	6-8	239	So.	F	Chesterton, Ind.	4.7/3.8/0.4
Matt Carroll	6-8	221	Fr.	F	Aurora, Colo.	
Willie Deane	6-1	196	So.	G	Schenectady, N.Y.	8.6/3.1/1.7
Andrew Ford	6-2	188	Fr.	G	West Lafayette, Ind.	
Kevin Garrity	6-11	253	So.	C	Princeton, N.J.	0.8/1.3/0.3
Darmetreis Kilgore	6-5	202	Jr.	G	South Bend, Ind.	
Maynard Lewis	6-1	187	Sr.	G	Terre Haute, Ind.	9.9/3.5/1.1
Kenneth Lowe	6-3	199	Jr.	G	Gary, Ind.	11.3/2.9/1.8
Joe Marshall	6-2	200	Sr.	G	Mobile, Ala.	5.9/2.9/1.1
Brandon McKnight	6-2	172	Fr.	G	South Bend, Ind.	
Austin Parkinson	6-0	183	So.	G	Kokomo, Ind.	1.4/1.1/2.3
Rodney Smith	6-6	231	Sr.	F	Indianapolis, Ind.	13.9/4.8/1.0

### SERIES HISTORY

**Series:** Purdue leads 82-75  
**Games at Illinois:** Illinois leads 49-29  
**Games at Purdue:** Purdue leads 52-25  
**Neutral Games:** Tied at 1-1  
**Last Illinois Win:** 83-66 (3/9/01, at Chicago)  
**Last Purdue Win:** 69-66 (1/12/00, at Champaign)  
**Longest Illinois win streak:** 11 (1950-56)  
**Longest Illinois home win streak:** 13 (1941-61)  
**Longest Illinois away win streak:** 5 (1951-56)  
**Longest Purdue win streak:** 13 (1967-75)  
**Longest Purdue home win streak:** 14 (1964-80)

**Longest Purdue away win streak:** 6 (twice; last 1995-2000) Current  
**Current Series Streak:** Illinois W-2  
**Illinois' Largest Winning Margin:** 44 (98-54), Feb. 21, 1948, at Champaign  
**Purdue's Largest Winning Margin:** 34 (83-49), Feb. 14, 1970, at West Lafayette  
**Overtime Games (last):** 6 (Feb. 25, 1993, Illinois 78, Purdue 70, at Champaign)  
**Self vs. Purdue all-time:** 2-0  
**Keady vs. Illinois at Purdue:** 22-18




# OPPONENTS

# Seton Hall University Pirates



**Louis Orr**  
Head Coach



**Darius Lane**  
Senior Guard

Saturday, Feb. 16, 2002 at South Orange, N.J., CBS

## QUICK FACTS

Location: South Orange, N.J.  
Enrollment: 9,608  
Arena/Capacity: Continental Airlines Arena/  
20,029  
Nickname: Pirates  
Colors: Blue and White  
Conference: Big East  
Athletic Director: Jeff Fogelson  
Athletic Department Phone: (973) 761-9497  
Sports Information Mailing Address:  
Seton Hall Sports Information  
400 South Orange Avenue

South Orange, NJ 07079  
SID Telephone: (973) 761-9493  
SID Fax: (973) 761-9061  
Press Row Phone: (201) 842-5720  
Website: www.shu.edu  
Sports Information Director/Home Phone:  
Marie Wozniak/(973) 301-9112  
Basketball SID/Home Phone: Same  
E-mail: wozniama@shu.edu

## BASKETBALL INFORMATION

Head Coach: Louis Orr (Syracuse '80)  
Collegiate Coaching Record: 20-11 (1 year)  
Record at Seton Hall: First Season  
Assistant Coaches: Brian Nash, William Garrett  
and John Dunne

Basketball Office Telephone: (973) 761-9070  
2000-01 Overall Record: 16-15  
2000-01 Conference Record/Finish: 5-11/6th  
Western Division  
Starters Returning/Lost: 2/3  
Letterman Returning/Lost: 7/4

## 2001-02 SCHEDULE

Nov. 16	at San Francisco
Nov. 19-21	Maui Invitational
Nov. 29	Monmouth
Dec. 5	at Rider
Dec. 11	St. Peter's
Dec. 13	Fairleigh Dickinson
Dec. 16	La Salle
Dec. 22	at Michigan State
Dec. 27	vs. Iona
Dec. 28	vs. Fordham/Manhattan
Dec. 31	Boston College
Jan. 5	at Virginia Tech
Jan. 8	at Syracuse
Jan. 11	Rutgers
Jan. 16	at Georgetown
Jan. 18	West Virginia
Jan. 26	at Notre Dame
Jan. 29	St. John's
Feb. 3	Notre Dame
Feb. 7	at Pittsburgh
Feb. 9	West Virginia
Feb. 12	Georgetown
Feb. 16	Illinois
Feb. 21	Syracuse
Feb. 23	at Rutgers
Feb. 26	Pittsburgh
Mar. 2	at Connecticut
Mar. 6-9	BIG EAST Championship

## 2001-02 SETON HALL PIRATES ROSTER

Player	Ht.	Wt.	Yr.	Pos.	Hometown	ppg/rpg/apg
John Allen	6-5	197	Fr.	F	Coatesville, Pa.	
Mauricio Branwell	6-8	205	Fr.	F	Brooklyn, N.Y.	
Andre Barrett	5-8	159	So.	G	Bronx, N.Y.	10.2/3.3/5.5
Raheem Carter	6-3	204	Sr.	G	Long Branch, N.J.	
Damion Fray	6-7	215	So.	F	Huntington, N.Y.	10.2/3.3/5.5
Alexander Gambino	7-0	235	Fr.	C	Huntington Station, N.Y.	
Desmond Herod	6-4	168	Jr.	G	Brooklyn, N.Y.	1.8/0.9/0.4
Darius Lane	6-4	208	Sr.	G	Brooklyn Center, Minn.	16.9/4.8/2.4
Charles Manga	6-10	241	Sr.	F	Douala, Cameroon	2.0/1.8/0.1
Greg Morton	6-7	205	So.	F	Bronx, N.Y.	1.9/3.8/0.7
Ty Shine	6-0	181	Sr.	G	Augusta, Ga.	9.6/1.9/2.5
Marcus Toney-El	6-6	197	So.	F	East Orange, N.J.	6.7/4.0/2.0

## SERIES HISTORY

Series: Illinois leads 2-0  
Games at Illinois: Illinois leads 1-0  
Games at Seton Hall: N/A  
Neutral Games: Illinois Leads 1-0  
Last Illinois Win: 87-79 (12/9/00  
at Champaign)  
Last Seton Hall Win: N/A  
Longest Illinois win streak: 2 (1999-00)  
Current  
Longest Illinois home win streak: 1 (2000)  
Longest Illinois away win streak: N/A

Longest Seton Hall win streak: N/A  
Longest Seton Hall home win streak: N/A  
Longest Seton Hall away win streak: N/A  
Current Series Streak: Illinois W-2  
Illinois' Largest Winning Margin: 11 (72-61),  
Dec. 5, 1999, at Washington D.C.  
Seton Hall's Largest Winning Margin: N/A  
Overtime Games (last): None  
Self vs. Seton Hall all-time: 1-0  
Orr vs. Illinois at Seton Hall: First Meeting




# OPPONENTS

## Texas A&M University - Corpus Christi



**Ronnie Arrow**  
Head Coach



**Sophomore Guard**  
**Brian Evans**

Saturday, Dec. 1, 2001 at Champaign, Ill., 7 p.m. ESPN+ Local

### QUICK FACTS

Location: Corpus Christi, Texas  
 Enrollment: 6,896  
 Arena (Capacity): Circle K Court (3,500)  
 Nickname: Islanders  
 Colors: Blue, green and silver  
 Conference: Independent  
 Athletic Director: Dan Viola  
 Athletic Department Phone: (361) 825-5541  
 Sports Information Mailing Address:  
 6300 Ocean Drive  
 Classroom East Building #206  
 Corpus Christi, TX 78412

Sports Information Office Phone:  
 (361) 825-3410  
 SID Fax: (361) 825-3218  
 Press Row Phone: TBA  
 Website: www.tamucc.edu  
 Sports Information Director/Home Phone:  
 John Gilger/(361) 825-2739  
 Basketball SID/Home Phone:  
 Same  
 E-mail: jgilger@falcon.tamucc.edu

### BASKETBALL INFORMATION

Head Coach: Ronnie Arrow  
 Collegiate Coaching Record: 27-27 (two years)  
 Record at St. Louis: 140-121 (nine years)  
 Assistant Coaches: Bobby Taylor and  
 Andy Helton

Basketball Office Telephone: (361) 825-3417  
 2000-2001 Overall Record: 14-14  
 2000-01 Conference Record/Finish: N/A  
 Starters Returning/Lost: 1/4  
 Letterman Returning/Lost: 5/7

### 2001-02 SCHEDULE

Nov. 25	SOUTHWEST TEXAS STATE
Nov. 29	at Loyola of Chicago
Dec. 1	at Illinois
Dec. 5	at Texas
Dec. 8	at UT-El Paso
Dec. 15	LAMAR
Dec. 18	SAN FRANCISCO
Dec. 21	DENVER
Dec. 28-29	KOCH PETROLEUM ISLANDER CLASSIC
Dec. 28	vs. Wayland Baptist
Dec. 29	vs. Arkansas State
Jan. 3	at Sacramento State
Jan. 5	at San Francisco
Jan. 8	SAN DIEGO STATE
Jan. 12	at Centenary
Jan. 14	at Missouri-Kansas City
Jan. 17	GARDNER-WEBB
Jan. 24	NEW ORLEANS
Jan. 26	at UT-Pan American
Jan. 31	at Lipscomb
Feb. 2	at Gardner-Webb
Feb. 5	at Denver
Feb. 9	UT-PAN AMERICAN
Feb. 13	at Savannah State
Feb. 18	LIPSCOMB
Feb. 23	CENTENARY
Feb. 28	SAVANNAH STATE

### 2001-02 TEXAS A&M ROSTER

Player	Ht.	Wt.	Yr.	Pos.	Hometown	ppg/rpg/apg
Sennai Atsbeha	6-4	190	Sr.	G	Seattle, Wash.	6.7/2.0/2.1
Thomas Bailey	6-7	173	So.	G	San Antonio, Texas	
Travis Bailey	6-2	168	So.	G	San Antonio, Texas	
Sean Cole	6-7	220	Fr.	F	Santa Monica, Calif.	
Brian Evans	6-0	165	So	G	Dallas, Texas	7.1/2.6/4.5
Brian Hamilton	6-5	167	So.	G/F	Missouri City, Texas	3.7/2.7/0.8
Shaun Hemsley	6-9	215	Jr.	F	Los Angeles, Calif.	2.9/2.5/0.1
Corey Lamkin	6-4	205	Fr.	F	San Antonio, Texas	
Derrick Murphy	6-7	198	So.	F	Country Club Hills, Ill.	
Treut Sperry	5-11	180	Jr.	G	Santa Rosa, Calif.	
Armond Wainright	6-2	185	Sr.	G	Oakland, Calif.	2.9/2.5/0.1

### SERIES HISTORY

Series: First Meeting  
 Self vs. Corpus Christi: First Meeting  
 vs. Illinois: First Meeting



# OPponents

## Western Illinois University Leathernecks



Sunday, Dec. 16, 2001 at Champaign, Ill., 3 p.m. ESPN+ Local


### QUICK FACTS

Location: Macomb, Ill.  
 Enrollment: 13,450  
 Arena (Capacity): Western Hall (4,186)  
 Nickname: Leathernecks  
 Colors: Purple and Gold  
 Conference: Mid-Continent  
 Athletic Director: Dr. Tim Van Alstine  
 Athletic Department Phone: (309) 298-1190  
 Sports Information Mailing Address:  
 Western Illinois Sports Information  
 1 University Circle  
 Macomb, IL 61455

Office Phone: (309) 298-1133  
 SID Fax: (309) 298-2060  
 Press Row Phone: (309) 298-1227  
 Website: www.wiu.edu/athletics  
 Sports Information Director/Home Phone:  
 Jason Kaufman/N/A  
 Basketball SID/Home Phone:  
 Same  
 E-mail: jp-kaufman@wiu.edu



**Jim Kerwin**  
Head Coach



**Senior Guard**  
Cory Fosdyck

### BASKETBALL INFORMATION

Head Coach: Jim Kerwin  
 Collegiate Coaching Record: 116-137 (9 years)  
 Record at Wisconsin: Same  
 Assistant Coaches: Brad Underwood, Chrys  
 Cornelius

Basketball Office Telephone: (309) 298-1224  
 2000-01 Overall Record: 5-23  
 2000-01 Conference Record/Finish: 5-11/8th  
 Starters Returning/Lost: 5/0  
 Letterman Returning/Lost: 9/3

### 2001-02 SCHEDULE

Nov. 18	Cardinal Stritch
Nov. 20	at Eastern Kentucky
Nov. 24	Bradley
Nov. 27	Drake
Dec. 1	at Southeast Missouri State
Dec. 5	at Nebraska
Dec. 8	Eastern Illinois
Dec. 16	at Illinois
Dec. 19	Eastern Kentucky
Dec. 23	Hampton
Dec. 30	Youngstown State
Jan. 2	Southeast Missouri State
Jan. 5	Valparaiso
Jan. 7	St. Ambrose
Jan. 10	at Chicago State
Jan. 12	at Southern Utah
Jan. 17	UMKC
Jan. 19	Oral Roberts
Jan. 24	at Oakland
Jan. 26	at IUPUI
Feb. 2	at Valparaiso
Feb. 7	Southern Utah
Feb. 9	Chicago State
Feb. 14	at Oral Roberts
Feb. 16	at UMKC
Feb. 21	IUPUI
Feb. 23	Oakland
March 1-5	Mid-Continent Conference Tournament

### 2001-02 WESTERN ILLINOIS LEATHERNECKS ROSTER

Player	Ht.	Wt.	Yr.	Pos.	Hometown	ppg/rpg/apg
Derek Colvin	6-0	175	So.	G	Montgomery, Ala.	
Cory Fosdyck	6-2	175	Sr.	G	Macomb, Ill.	10.8/2.4/2.0
Johnny Johnson	6-5	200	Sr.	F	Jacksonville, Fla.	4.0/4.8/0.4
Lorenzo Lawrence	6-3	185	Jr.	G/F	Jacksonville, Fla.	
Shawn Mason	6-6	230	Jr.	F	Albuquerque, N.M.	
Quentin Mitchell	6-4	190	Sr.	G/F	Detroit, Mich.	5.8/2.5/0.8
Karl Peterson	6-9	230	So.	F	Davenport, Iowa	6.7/5.1/1.3
Jamel Richardson	6-8	200	Sr.	F	St. Louis, Mo.	8.7/5.4/1.2
Luis Rivas II	6-7	240	Jr.	F	Quincy, Ill.	
Matt Robins	6-0	185	Jr.	G	McPherson, Kan.	6.3/1.8/2.0
Nic Rodsater	6-2	185	Jr.	G	Oahinda, Ill.	
Ryan Shriver	6-8	210	So.	F	Salina, Kan.	3.1/2.1/0.5
Kenny Smith	6-4	240	Fr.	G	Evanston, Ill.	
J.D. Summers	6-3	205	So.	F	Quincy, Ill.	6.8/3.5/1.2
Brian Williams	6-2	185	Sr.	G	Wayne, Mich.	8.4/2.1/3.5

### SERIES HISTORY

Series: Illinois leads 2-0  
 Games at Illinois: Illinois leads 2-0  
 Games at Western Illinois: N/A  
 Neutral Games: N/A  
 Last Illinois Win: 76-53 (11/19/99,  
 Champaign)  
 Last Western Illinois Win: N/A  
 Longest Illinois win streak: 2 (1983-1999)  
 Current  
 Longest Illinois home win streak: 2 (1983-  
 1999) Current  
 Longest Illinois away win streak: N/A

Longest Western Illinois win streak: N/A  
 Longest Western Illinois home win streak: N/A  
 Longest Western Illinois away win streak: N/A  
 Current Series Streak: Illinois W-2 Current  
 Illinois' Largest Winning Margin: 23 (76-53),  
 Jan. 19, 1999, at Champaign  
 Western Illinois' Largest Winning Margin:  
 N/A  
 Overtime Games (last): None  
 Self vs. Western Illinois all-time: First Meeting  
 Romar vs. Illinois at Western Illinois:  
 First Meeting



# OPPONENTS

## University of Wisconsin Badgers




**Saturday, Jan. 5, 2002 at Madison, Wis., 1:30 p.m. ESPN+ Regional**  
**Wednesday, Jan. 23, 2002 at Champaign, Ill., 7 p.m. ESPN+ Local**

### QUICK FACTS

Location: Madison, Wis.  
 Enrollment: 41,219  
 Arena (Capacity): Kohl Center (17,142)  
 Nickname: Badgers  
 Colors: Cardinal and White  
 Conference: Big Ten  
 Athletic Director: Pat Richter  
 Athletic Department Phone: (608) 262-1866  
 Sports Information Mailing Address:  
 Wisconsin Men's Sports Information  
 1440 Monroe Street

Madison, WI 53711  
 Sports Information  
 Office Phone: (608) 262-1811  
 SID Fax: (608) 262-8184  
 Press Row Phone: (608) 265-4333  
 Website: www.wisc.edu/ath/  
 Sports Information Director/Home Phone:  
 Justin Doherty/(608) 663-4780  
 Basketball SID/Home Phone:  
 Brian Lucas/(608) 345-1283  
 E-mail: blm@athletics.wisc.edu



**Bo Ryan**  
Head Coach



**Junior Guard**  
**Kirk Penney**

### BASKETBALL INFORMATION

Head Coach: Bo Ryan  
 Collegiate Coaching Record: 383-103 (17 years)  
 Record at Wisconsin: First Season  
 Assistant Coaches: Rob Jeter, Tony Bennett  
 and Greg Gard

Basketball Office Telephone: (608) 262-4597  
 2000-01 Overall Record: 18-11  
 2000-01 Conference Record/Finish: 9-7/5th  
 Starters Returning/Lost: 1/4  
 Letterman Returning/Lost: 5/9

### 2001-02 SCHEDULE

Nov. 17 at UNLV  
 Nov. 23 Big Island Invitational  
 Nov. 24 Big Island Invitational  
 Nov. 25 Big Island Invitational  
 Nov. 28 at Georgia Tech  
 Dec. 1 UW-Green Bay  
 Dec. 3 Temple  
 Dec. 8 at Ohio  
 Dec. 10 at Xavier  
 Dec. 15 Furman  
 Dec. 22 Marquette  
 Dec. 27 at UW-Milwaukee  
 Dec. 29 Tennessee  
 Jan. 2 at Iowa  
 Jan. 5 Illinois  
 Jan. 9 at Penn State  
 Jan. 12 at Michigan State  
 Jan. 16 Minnesota  
 Jan. 19 Purdue  
 Jan. 23 at Illinois  
 Jan. 26 Penn State  
 Jan. 30 at Northwestern  
 Feb. 2 at Michigan  
 Feb. 6 Ohio State  
 Feb. 9 Northwestern  
 Feb. 13 at Indiana  
 Feb. 16 at Minnesota  
 Feb. 19 Iowa  
 Feb. 27 Michigan  
 March 7-10 Big Ten Tournament

### 2001-02 WISCONSIN BADGERS ROSTER

Player	Ht.	Wt.	Yr.	Pos.	Hometown	ppg/rpg/apg
Travon Davis	5-10	180	Sr.	G	Summit, Ill.	2.2/1.6/1.3
Latrell Fleming	6-3	190	Fr.	G	Milwaukee, Wis.	
Devin Harris	6-3	185	Fr.	G	Milwaukee, Wis.	
Andreas Helmigk	6-9	230	Fr.	F	Klagenfurt, Austria	
Dave Mader	6-11	240	Jr.	F-C	Appleton, Wis.	1.1/1.6/0.2
Freddie Owens	6-2	180	So.	G	Milwaukee, Wis.	
Kirk Penney	6-5	205	Jr.	G	Auckland, New Zealand	11.2/3.0/1.1
Neil Plank	6-5	200	Fr.	G/F	Mr. Zion, Ill.	
Julian Swartz	6-6	215	So.	F	Waukesha, Wis.	
Michael Wilkinson	6-8	215	Fr.-RS	F	Blue Mound, Wis.	
Charlie Willis	6-8	230	Sr.	F	Angola, Ind.	4.2/3.0/0.7

### SERIES HISTORY

Series: Illinois leads 99-64  
 Games at Illinois: Illinois leads 62-17  
 Games at Wisconsin: Wisconsin leads 47-36  
 Neutral Games: Illinois leads 1-0  
 Last Illinois Win: 68-67 (2/13/01,  
 at Champaign)  
 Last Wisconsin Win: 63-59 (1/8/00,  
 at Madison)  
 Longest Illinois win streak: 16 (1981-1989)  
 Longest Illinois home win streak: 13  
 (1982-1994)  
 Longest Illinois away win streak: 10  
 (1979-1988)  
 Longest Wisconsin win streak: 6 (1912-1914)

Longest Wisconsin home win streak: 9  
 (1906-1914)  
 Longest Wisconsin away win streak: 3  
 (twice, last 1928-1931)  
 Current Series Streak: Illinois W-1  
 Illinois' Largest Winning Margin: 39 (93-54),  
 February 16, 1959 at Champaign  
 Wisconsin's Largest Winning Margin: 34 (47-  
 13), February 1, 1907 at Madison  
 Overtime Games (last): 3 (February 7, 1998,  
 Illinois 53, Wisconsin 47 at Madison)  
 Self vs. Wisconsin all-time: 1-0  
 Ryan vs. Illinois at Wisconsin: First Meeting



# OPPONENTS

## 2002 Big Ten Tournament

Thursday  
March 7

Friday  
March 8

Saturday  
March 9

Sunday  
March 10

#4 seed

Game 4

11:30 a.m. EST - ESPN2

#5 seed

#1 seed

Game 5\*

2 p.m. EST - ESPN2

Game 1 Winner

#2 seed

Game 6

6:40 p.m. EST - ESPN+ Regional

Game 2 Winner

#3 seed

Game 7\*

9:10 p.m. EST - ESPN+ Regional

Game 3 Winner

#8 seed

Game 1

2 p.m. EST - ESPN2

#9 seed

#7 seed

Game 2\*

4:10 p.m. EST - ESPN

#10 seed

#6 seed

Game 3\*

7:10 p.m. EST - ESPN\* Regional

#11 seed

Game 8  
1:45 p.m. EST - CBS

Game 10  
3:30 p.m. EST - CBS

Tournament  
Winner

*\*Approximate game times*



The Big Ten Men's Basketball Tournament moves to Indianapolis, Ind. and the Consecro Fieldhouse for the first time in 2002.

### CONSECO FIELDHOUSE INDIANAPOLIS, IND.

Capacity:

19,000

Media Contact:

Sue Lister or Scott Chipman,  
Big Ten Conference

Media Hotel:

Indianapolis Marriott  
Downtown,  
350 West Maryland St.,  
Indianapolis, IN 46225  
317/822-3500

Media Will Call:

Delaware St.  
Entrance to Consecro Fieldhouse



# OPONENTS

## Big Ten Tournament History

### 1997-98 TOURNAMENT UNITED CENTER • CHICAGO

#### First Round

- #8 Minnesota d. #9 Northwestern, 64-56
- #10 Wisconsin d. #7 Penn State, 52-51
- #6 Indiana d. #11 Ohio State, 78-71

#### Quarterfinals

- #4 Michigan d. #5 Iowa, 77-66
- #8 Minnesota d. #1 Michigan State, 76-73
- #2 Illinois d. #10 Wisconsin, 66-61
- #3 Purdue d. #6 Indiana, 76-71

#### Semifinals

- #4 Michigan d. #8 Minnesota, 85-69
- #3 Purdue d. #2 Illinois, 68-47

#### Championship

- #4 Michigan d. #3 Purdue, 76-67

#### All-Tournament Team

- Quincy Lewis, Minnesota
- Brad Miller, Purdue
- Mike Robinson, Purdue
- Robert Traylor, Michigan (MVP)
- Jerod Ward, Michigan

### 1998-99 TOURNAMENT UNITED CENTER • CHICAGO

#### First Round

- #8 Northwestern d. #9 Penn State, 54-44
- #10 Michigan d. #7 Purdue, 79-73 (OT)
- #11 Illinois d. #6 Minnesota, 67-64

#### Quarterfinals

- #4 Wisconsin d. #5 Iowa, 74-60
- #1 Michigan State d. #8 Northwestern, 61-59
- #2 Ohio State d. #10 Michigan, 87-69
- #11 Illinois d. #3 Indiana, 82-66

#### Semifinals

- #1 Michigan State d. #4 Wisconsin, 74-60
- #11 Illinois d. #2 Ohio State, 79-77

#### Championship

- #1 Michigan State d. #11 Illinois, 67-50

#### All-Tournament Team

- Cory Bradford, Illinois
- Mateen Cleaves, Michigan State (MVP)
- Evan Eschmeyer, Northwestern
- Michael Redd, Ohio State
- Antonio Smith, Michigan State

### 1999-2000 TOURNAMENT UNITED CENTER • CHICAGO

#### First Round

- #9 Penn State d. #8 Michigan, 76-66
- #7 Iowa d. #10 Minnesota, 81-78
- #6 Wisconsin d. #11 Northwestern, 51-41

#### Quarterfinals

- #4 Illinois d. #5 Indiana, 72-69
- #9 Penn State d. #1 Ohio State, 71-66
- #2 Michigan State d. #7 Iowa, 75-65
- #6 Wisconsin d. #3 Purdue, 78-66

#### Semifinals

- #4 Illinois d. #9 Penn State, 94-84
- #2 Michigan State d. #6 Wisconsin, 55-46

#### Championship

- #2 Michigan State d. #4 Illinois, 76-61

#### All-Tournament Team

- Brian Cook, Illinois
- Mateen Cleaves, Michigan State
- Morris Peterson, Michigan State (MVP)
- Jarrett Stephens, Penn State
- Joe Crispin, Penn State

### 2000-01 TOURNAMENT UNITED CENTER • CHICAGO

#### First Round

- #8 Purdue d. #9 Minnesota, 91-77
- #7 Penn State d. #10 Michigan, 82-80
- #6 Iowa d. #11 Northwestern, 72-55

#### Quarterfinals

- #4 Indiana d. #5 Wisconsin, 64-52
- #1 Illinois d. #8 Purdue, 83-66
- #7 Penn State d. #2 Michigan State, 65-63
- #6 Iowa d. #3 Ohio State, 75-66

#### Semifinals


- #4 Indiana d. #1 Illinois, 58-56
- #6 Iowa d. #7 Penn State, 94-74

#### Championship

- #6 Iowa d. #4 Indiana, 63-61

#### All-Tournament Team

- Tom Coverdale, Indiana
- Joe Crispin, Penn State
- Reggie Evans, Iowa (MVP)
- Kirk Haston, Indiana
- Jared Jeffries, Indiana



Brian Cook was named to the 2000 Big Ten Tournament all-tournament team.

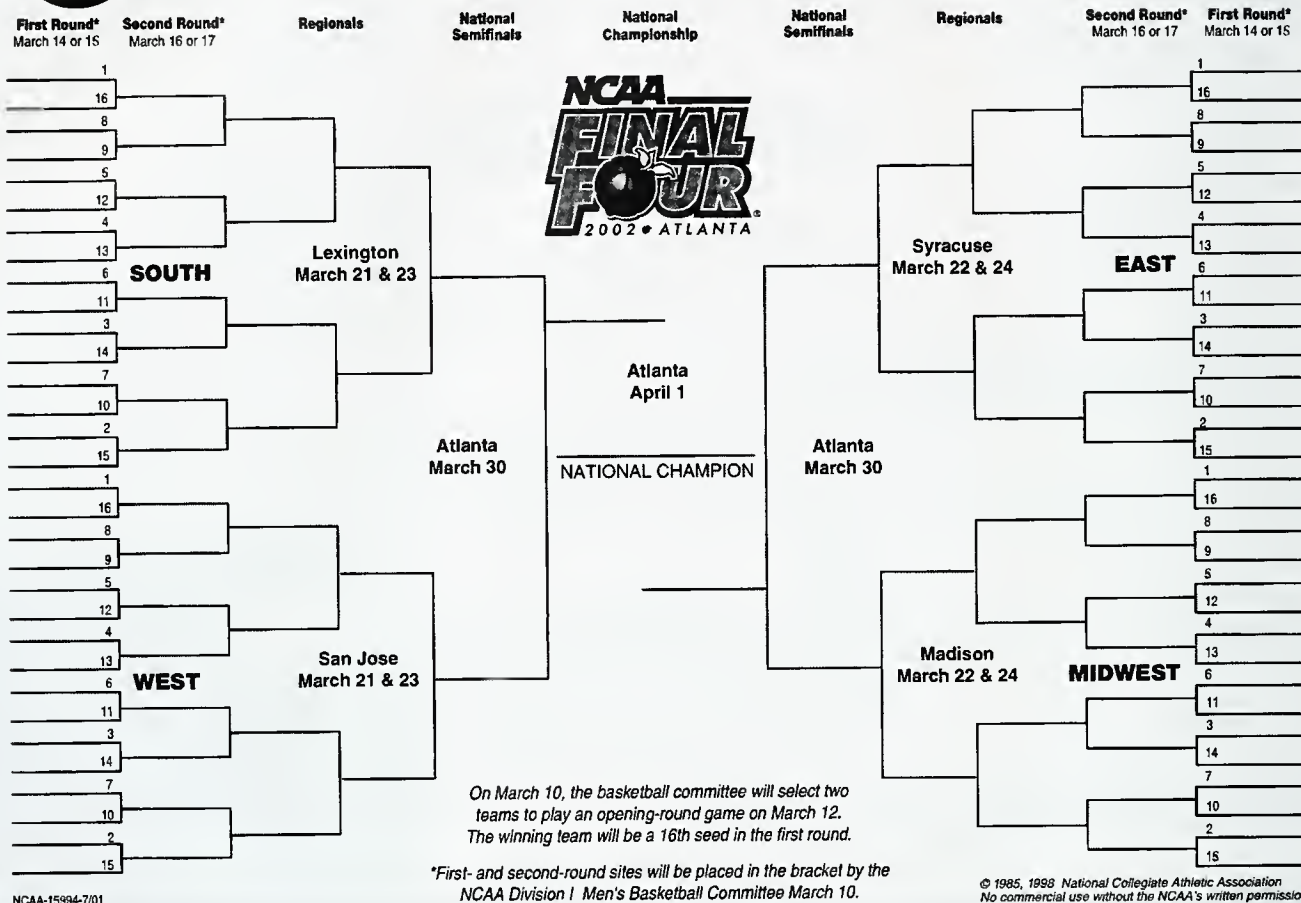


# OPPONENTS

## NCAA Tournament



### 2002 NCAA Division I Men's BASKETBALL CHAMPIONSHIP



## FIRST AND SECOND ROUNDS • MARCH 14-17, 2001

ARCO Arena  
Sacramento, Calif.  
March 14 & 16, 2002

Trans World Dome  
St. Louis, Mo.  
March 14 & 16, 2002

American Airlines Arena  
Dallas, Texas  
March 15 & 17, 2002

Mellon Arena  
Pittsburgh, Pa.  
March 15 & 17, 2002

Bi-Lo Center  
Greenville, S.C.  
March 14 & 16, 2002

University Arena  
Albuquerque, N.M.  
March 14 & 16, 2002

MCI Center  
Washington, D.C.  
March 15 & 17, 2002

United Center  
Chicago, Ill.  
March 15 & 17, 2002

## REGIONALS • MARCH 21-24, 2001

**WEST**  
Compaq Center at San Jose  
San Jose, Calif.  
March 21 & 23, 2002

**SOUTH**  
Rupp Arena  
Lexington, Ky.  
March 21 & 23, 2002

**EAST**  
Carrier Dome  
Syracuse, N.Y.  
March 22 & 24, 2002

**MIDWEST**  
Kohl Center  
Madison, Wis.  
March 22 & 24, 2002

## FINAL FOUR • MARCH 30 & APRIL 1 • GEORGIA DOME • ATLANTA, GA.



# OPPONENTS

## Big Ten Composite Schedule

### NOVEMBER

- 13 MD-Eastern Shore at IOWA [10]  
Detroit at MICHIGAN ST. [13]
- 14 Boston/New Orleans at IOWA [10]  
VCU vs. NORTHWESTERN [19]
- 15 TBA vs. NORTHWESTERN [19]
- 16 Gonzaga at ILLINOIS  
Oakland at MICHIGAN  
TBA vs. MICHIGAN STATE [14]  
TBA vs. NORTHWESTERN [19]  
PURDUE at Valparaiso
- 17 Louisiana Tech at IOWA  
Mercer at MINNESOTA  
WISCONSIN at UNLV
- 18 INDIANA at UNC-Charlotte  
Winthrop at OHIO STATE  
Yale at PENN STATE
- 19 Eastern Illinois at ILLINOIS [2]
- 20 IOWA vs. TBA [11]  
Fairfield at MICHIGAN  
Albany at OHIO STATE
- 21 INDIANA at Alaska-Anchorage [6]  
IOWA vs. TBA [11]  
TBA vs. MICHIGAN STATE [15]  
UNC-Ashville at MINNESOTA  
Lafayette at PENN STATE  
Radford at PURDUE
- 22 ILLINOIS vs. TBA [2]
- 23 ILLINOIS vs. TBA [2]  
MICHIGAN at Western Michigan  
TBA vs. MICHIGAN STATE [15]  
WISCONSIN vs. TBA [27]
- 24 ILLINOIS vs. TBA [2]  
Marquette/Tenn. vs. INDIANA [6]  
E. Washington at MINNESOTA  
Chicago St. at NORTHWESTERN  
PENN STATE at Boston College  
Stanford vs. PURDUE [23]  
WISCONSIN vs. TBA [27]
- 25 TBA vs. INDIANA [6]  
WISCONSIN vs. TBA [27]
- 27 ILLINOIS at Maryland [1]  
Duke vs. IOWA [1] [4]  
MINNESOTA at Wake Forest [1]  
N.C. State at OHIO STATE [1]  
Butler at PURDUE
- 28 INDIANA at North Carolina [1]  
MICHIGAN at Bowling Green  
MICHIGAN ST. vs. Virginia [1] [16]  
Florida St. at NORTHWESTERN [1]  
Clemson at PENN STATE [1]  
WISCONSIN at Georgia Tech [1]
- 30 Alabama State at IOWA [12]  
TBA at MICHIGAN STATE [17]  
William & Mary at PURDUE [24]

### DECEMBER

- 1 Texas A&M-CC at ILLINOIS  
INDIANA at Southern Illinois  
SMU/LaSalle at IOWA [12]

- Boston College at MICHIGAN  
TBA at MICHIGAN STATE [17]  
Texas-Pan Am. at MINNESOTA  
PENN STATE at Temple  
Akron/Oakland at PURDUE [24]  
UW-Green Bay at WISCONSIN
- 2 UNC-Wilmington at OHIO ST.
- 3 Temple at WISCONSIN
- 4 ILLINOIS vs. Arizona [3]  
Notre Dame at INDIANA  
IOWA at Northern Iowa  
IUPUI-Ft. Wayne at MICHIGAN  
UNC-Wilmington at MINNESOTA
- 5 MICHIGAN STATE at Florida  
Lehigh at PENN STATE  
Xavier at PURDUE
- 7 MINNESOTA at Georgia
- 8 Arkansas vs. ILLINOIS [4]  
Ball State at INDIANA  
IOWA at Iowa State  
Duke at MICHIGAN  
Kansas St. at NORTHWESTERN  
PENN STATE at Pittsburgh  
PURDUE vs. Arizona [25]  
WISCONSIN at Ohio
- 9 Nicholls State at MICHIGAN ST.  
IUPUI at OHIO STATE
- 10 Oregon at MINNESOTA  
WISCONSIN at Xavier
- 12 Drake at IOWA  
Santa Clara at OHIO STATE
- 13 Md.-Eastern Shore at MINNESOTA
- 15 INDIANA at Miami, FL [7]  
IOWA at Missouri  
Arizona at MICHIGAN STATE  
Fl. A&M at NORTHWESTERN  
OHIO STATE at Louisville  
Dayton vs. PURDUE  
Furman at WISCONSIN
- 16 Western Illinois at ILLINOIS
- 17 UNC-Asheville at MICHIGAN ST.  
Liberty at NORTHWESTERN  
Illinois-Chicago at PURDUE [26]
- 18 Illinois State at ILLINOIS
- 19 Oakland at MICHIGAN STATE  
Pittsburgh at OHIO STATE  
James Madison at PENN STATE
- 20 TBA vs. PURDUE [26]
- 21 TBA vs. PURDUE [26]
- 22 Missouri vs. ILLINOIS [5]  
Kentucky vs. INDIANA [8]  
Kansas State at IOWA  
Eastern Michigan at MICHIGAN  
Seton Hall at MICHIGAN STATE  
Nebraska at MINNESOTA  
NORTHWESTERN vs. Fordham [20]  
Eastern Illinois at OHIO STATE  
Bucknell at PENN STATE  
TBA vs. PURDUE [26]  
Marquette at WISCONSIN

- 27 WISCONSIN at UW-Milwaukee
- 28 Eastern Washington at INDIANA [9]  
Mercer at IOWA  
NORTHWESTERN vs. TBA [21]  
Coppin St. vs. PENN STATE [22]
- 29 Loyola, IL at ILLINOIS  
Samford/Butler at INDIANA [9]  
MICHIGAN at San Francisco  
MICHIGAN ST. vs. Stanford [18]  
NORTHWESTERN vs. TBA [21]  
UNC-Greensboro at OHIO STATE  
California/Harvard vs. PENN ST. [22]  
Robert Morris at PURDUE  
Tennessee at WISCONSIN
- 30 MINNESOTA at Texas Tech

### JANUARY

- 2 MINNESOTA @ ILLINOIS  
WISCONSIN @ IOWA  
INDIANA @ NORTHWESTERN  
MICHIGAN @ PENN STATE  
OHIO STATE @ PURDUE
- 5 PENN STATE @ INDIANA  
PURDUE @ MICHIGAN  
MICHIGAN ST. @ MINNESOTA  
IOWA @ OHIO STATE  
ILLINOIS @ WISCONSIN
- 8 MICHIGAN STATE @ INDIANA
- 9 NORTHWESTERN @ IOWA  
MICHIGAN @ MINNESOTA  
WISCONSIN @ PENN STATE  
ILLINOIS @ PURDUE  
OHIO STATE at Massachusetts
- 12 MICHIGAN @ ILLINOIS  
WISCONSIN @ MICHIGAN ST.  
OHIO ST. @ NORTHWESTERN  
MINNESOTA @ PURDUE
- 13 INDIANA @ IOWA
- 15 IOWA @ ILLINOIS
- 16 N'WESTERN @ MICHIGAN  
PURDUE @ MICHIGAN STATE  
PENN STATE @ OHIO STATE  
MINNESOTA @ WISCONSIN
- 19 MINNESOTA @ MICHIGAN  
IOWA @ NORTHWESTERN  
INDIANA @ OHIO STATE  
MICHIGAN ST. @ PENN STATE  
PURDUE @ WISCONSIN
- 22 MICHIGAN STATE @ IOWA
- 23 WISCONSIN @ ILLINOIS  
INDIANA @ PENN STATE  
NORTHWESTERN @ PURDUE
- 24 MICHIGAN @ OHIO STATE
- 26 OHIO STATE @ MINNESOTA  
IOWA @ PURDUE  
PENN STATE @ WISCONSIN  
Vermont at MICHIGAN  
NORTHWESTERN at Buffalo
- 27 ILLINOIS @ INDIANA

- 29 ILLINOIS @ OHIO STATE
- 30 MICHIGAN @ MICHIGAN ST.  
PENN STATE @ MINNESOTA  
WISCONSIN @ N'WESTERN
- 31 PURDUE @ INDIANA

### FEBRUARY

- 2 PENN STATE @ IOWA  
WISCONSIN @ MICHIGAN  
INDIANA @ MINNESOTA  
NORTHWESTERN @ OHIO ST.
- 3 MICHIGAN STATE @ ILLINOIS
- 5 IOWA @ INDIANA
- 6 MICHIGAN ST. @ N'WESTERN  
PURDUE @ PENN STATE  
OHIO STATE @ WISCONSIN
- 7 ILLINOIS @ MICHIGAN
- 9 PURDUE @ ILLINOIS  
MINNESOTA @ IOWA  
PENN STATE @ MICHIGAN  
N'WESTERN @ WISCONSIN  
Louisville at INDIANA
- 10 OHIO STATE @ MICHIGAN ST.
- 11 MICHIGAN at Colorado State
- 12 ILLINOIS @ MICHIGAN STATE
- 13 WISCONSIN @ INDIANA  
MINNESOTA @ N'WESTERN  
IOWA @ PENN STATE  
MICHIGAN @ PURDUE
- 16 OHIO STATE @ IOWA  
WISCONSIN @ MINNESOTA  
NORTHWESTERN @ PENN ST.  
MICHIGAN STATE @ PURDUE  
ILLINOIS at Seton Hall
- 17 INDIANA @ MICHIGAN
- 19 IOWA @ WISCONSIN
- 20 PENN STATE @ ILLINOIS  
OHIO STATE @ INDIANA  
PURDUE @ NORTHWESTERN
- 21 MINNESOTA @ MICHIGAN ST.
- 23 MICHIGAN @ IOWA  
ILLINOIS @ NORTHWESTERN  
PURDUE @ OHIO STATE  
MINNESOTA @ PENN STATE
- 24 INDIANA @ MICHIGAN STATE
- 26 MICHIGAN ST. @ OHIO STATE  
26 or
- 27 INDIANA @ ILLINOIS
- 27 N'WESTERN @ MINNESOTA  
MICHIGAN @ WISCONSIN

### MARCH

- 2 NORTHWESTERN @ INDIANA  
PENN STATE @ PURDUE
- 2/3 OHIO STATE @ MICHIGAN
- 2/3 IOWA @ MICHIGAN STATE
- 2/3 ILLINOIS @ MINNESOTA
- 7-10 Big Ten Tournament



























**THIS IS ILLINOIS**

**Board of Trustees . . . . .224**  
**Illinois Administration . . .225**  
**DIA . . . . .226**  
**Ron Guenther . . . . .227**  
**DIA Administration . . . .228**  
**Illinois' Head Coaches . . .229**

# THIS IS ILLINOIS

## Board of Trustees



Governor  
George H. Ryan



Lawrence C. Eppley  
Palatine



Marjorie E. Sodemann  
Champaign



Robert F. Vickrey  
LaSalle



Susan L. Gravenhorst  
Lake Bluff



Thomas R. Lamant  
Springfield



Roger L. Plummer  
Chicago



Jeffrey Gindorf  
Crystal Lake



Kenneth D. Schmidt  
Riverwoods



Gerald W. Shea  
Burr Ridge



Noah L. Wolfe  
Student Trustee  
Chicago



Ruth D. Waddy  
Student Trustee  
Springfield



Eamon P. Kelly  
Student Trustee  
Urbana

## BOARD OF TRUSTEES

The Board of Trustees of the University of Illinois exercises final authority over the policies and governance of all three campuses of the University (Chicago, Springfield, Urbana-Champaign), within limits fixed by the Illinois Constitution and state law.

Legislation approved by the General Assembly, signed by the governor and tested in court has changed trustee selection. In 1996, the governor began appointing new trustees, as terms expired. Until the law changed, trustees had been elected by the people of Illinois in November general elections.

As before, there are nine trustees. Each serves for six years. Their terms are staggered, with three expiring every two years. All trustees serve without pay. The governor is also an ex officio member of the board, with a vote.

In addition, three students, one each from the campuses of Chicago, Springfield and Urbana-Champaign, serve single-year terms on the board.

Trustees elect their own chair annually, in January, from among the nine members. The 2001 chair is Gerald W. Shea of Burr Ridge.



# THIS IS ILLINOIS

## University Administration



### **PRESIDENT JAMES J. STUKEL**

James J. Stukel begins his seventh year as president of the University of Illinois. Since becoming the University's 15th chief executive officer, Stukel has taken his four-point plan to thousands of Illinois citizens, including alumni and friends of the University, through community visits and special events in Illinois and several

states.

The first point of the Stukel plan is to strengthen the connections between the University and the people of Illinois, in a redefinition of the UI's traditional land-grant obligations. The second is to upgrade students' educational experience through smaller classes and best use of the educational technology. Third is to cut costs where possible, stress productivity and create a positive, business-like administration that reassures taxpayers, tuition-payers and private donors that their money is being used efficiently. And fourth is to maintain the highest quality in a niche filled by relatively few U.S. Universities – basic and applied research.

For four years before becoming president, Stukel served as chancellor and chief executive officer of the University of Illinois at Chicago, leading UIC into the first rank of research universities.

Stukel has been part of the University of Illinois family since enrolling in graduate school in 1962. He spent 23 years on the Urbana-Champaign campus as an administrator, engineering professor and researcher. He then moved to UIC, spending one year as vice chancellor for research and five years as executive vice chancellor and vice chancellor for academic affairs before assuming the chancellor position in Chicago.

Born March 30, 1937, Stukel earned his B.S. in mechanical engineering from Purdue University in 1959 and spent two years as a research engineer for the Virginia Pulp and Paper Co. In 1962, Stukel enrolled in graduate school at Illinois, earning his M.S. in mechanical engineering in 1963 and his Ph.D. in mechanical engineering in 1968.

He became assistant professor of environmental engineering and mechanical engineering at Illinois in 1968, associate professor in 1971 and full professor in 1975.

Stukel is a member of the Kellogg Commission on the Future of State and Land-Grant Institutions, as well as a member of the board and co-chair of the Council of Governmental Affairs at the National Association of State Universities and Land-Grant Colleges. He also is on the executive committee of the Illinois Coalition and is a governing board member of the Illinois Council on Economic Education. In May 1997, he received an honorary doctor of engineering degree from Purdue University.

Stukel and his wife, the former M. Joan Helpling, have four children and three grandchildren.



### **CHANCELLOR NANCY CANTOR**

Dr. Nancy Cantor became Chancellor of the University of Illinois at Urbana-Champaign on July 21, 2001, pledging to maintain its status as one of the great public research universities in the nation and promote its excellence to the world academic community.

She has held a number of academic leadership positions prior to becoming the chief executive officer at Illinois. Most recently, she held the position of Provost and Executive Vice President of Academic Affairs at the University of Michigan. Previous to that, she was Dean of the Horace H. Rackham School of Graduate Studies and Vice Provost for Academic Affairs at Michigan and Chair of the Department of Psychology at Princeton University.

Cantor is a psychologist specializing in the fields of Personality and Social Psychology, and Personality and Cognition. She has co-authored or edited three books, and is the author or co-author of more than 30 book chapters and nearly 50 articles.

She is a fellow of the American Psychological Society, the American Psychological Association and the Society for Personality and Social Psychology. She has received many awards and honors, including the Distinguished Scientific Award for an Early Career Contribution to Psychology from the American Psychological Association, and the Woman of Achievement Award of the Anti-Defamation League. She was recently elected to the American Academy of Arts and Sciences, and to the Institute of Medicine of the National Academy of Sciences, and serves as vice chair of the Board of Directors of the American Association for Higher Education.

Well known to higher education nationally, she has been actively involved with the National Science Foundation through her service on its various advisory boards and study sections. She served as a member of the National Research Council Committee on National Needs in Biomedical and Behavioral Science Research and as vice chair of the NRC Committee on Women in Science and Engineering.

Cantor is married to Dr. Steven Brechin, an environmental sociologist; they have two children, Maddy and Archie.



# THIS IS ILLINOIS

## Division of Intercollegiate Athletics

The Division of Intercollegiate Athletics (DIA) was chartered in 1892 as a not-for-profit corporation of the State of Illinois. It was charged with overseeing and conducting the University's intercollegiate athletic programs and associated support services, and operated as a separate entity.

After the state legislature voted in June 1989 to bring UI athletics within the University proper, the DIA assumed the functions and responsibilities of the Athletic Association. The Division of Intercollegiate Athletics began operations officially July 1, 1989, and now, more than a century after University of Illinois athletics began, the mission is still to achieve excellence both in the classroom and in sport competition.

The director of athletics is the division's chief executive officer, and reports directly to the chancellor of the Urbana-Champaign campus. The chancellor has final authority regarding the athletic program in all areas except for budget and major appointments. Those decisions rest with the University of Illinois Board of Trustees.

The Athletic Board serves the DIA in an advisory capacity. It is composed of 18 members, (nine faculty, five alumni, three students and one trustee); and the three non-voting (ex-officio) members from the University administration.

The faculty and student members are nominated by the Urbana-Champaign Senate and selected by the chancellor.

The Division of Intercollegiate Athletics does not receive state tax dollars and over the years has been able to fully fund the NCAA maximum allowable number of athletic scholarships for student-athletes in each of its sports programs, as well as to hire excellent coaches and maintain and upgrade its facilities, staying on par with the best major collegiate programs across the nation.

This has been accomplished through revenues derived from four major sources: gate receipts from football and men's basketball; television and radio rights fees for those two sports; corporate sponsorships and donations to the Fighting Illini Scholarship Fund. The FISF contributions provide the maximum allowable number of scholarships in the 19 men's and women's sports at an average annual cost of approximately \$10,000 for in-state student-athletes and about \$15,000 for those from outside Illinois.

### FACILITIES

The Division of Intercollegiate Athletics utilizes and maintains 12 facilities for competition and the administration of 19 sports. The facilities include Memorial Stadium, Assembly Hall, Huff Hall, Illinois Field, Eichelberger Field, the Outdoor Track and Field and Soccer Stadium, the Armory, Atkins Tennis Center, the Intramural and Physical Education Building, Kenney Gym, the University of Illinois Orange and Blue Golf Courses, the Bielfeldt Athletic Administration Building, the Ubben Basketball Practice Facility and the Irwin Academic Center.

The latest facility added to the list is a \$12.5 million indoor football practice facility, located just east of the current Ubben Football Complex and locker room. The football practice field will open directly onto the East Outdoor Practice Field and opened in the winter of 2000.

## ATHLETIC BOARD

Leslie Ackerman, Student  
Susan Cohen, Faculty  
Rose Mary Cordova-Wentling,  
Faculty Representative  
Lawrence DeBrock, Faculty  
Fred Delcomyn,  
Faculty Representative  
J. Fred Giertz, Faculty  
Daniel Gregus, Alumnus  
Ronald Guenther, ex officio  
Katharine Kral, ex officio  
Thomas R. Lamont,  
Board of Trustees  
Lawrence Mann, ex officio  
William O'Brien, Faculty  
Ade Oshinowo, Student  
Eric Rouse, Alumnus  
Maria Salinas-Hayes, Alumnus  
Andrew Schweickert, Student  
Charles Terry, Faculty  
Joel Weisman, Alumnus  
Matthew Wheeler, Faculty  
Joyce Wright, Faculty

In 1996, more than 100 members of the DIA staff moved into the Bielfeldt Athletic Administration Building, located on the east-west axis between the Atkins Tennis Center and the Assembly Hall. The facility houses DIA coaches, administration and staff, including the Fighting Illini Scholarship Fund, the Varsity "I" Association, accounting and personnel, athletic public relations and marketing and compliance.

A "Park of Tradition" commemorating the history of Fighting Illini athletics is planned adjacent to the Bielfeldt Building, along with the opening of the Illinois Hall of Fame. The Ubben Basketball Practice Facility opened in the fall of 1998 and features practice courts for men's and women's basketball, offices and meeting rooms, training and equipment facilities, strength and conditioning and locker rooms.

In 1992, the DIA completed an \$18 million renovation project on Memorial Stadium, replacing the main and balcony stands on the east and west sides of the Stadium.

It has been a busy two decades for facility construction at Illinois as the Atkins Tennis Center opened in 1991, featuring six indoor and eight outdoor lighted courts, along with a pro shop and balcony viewing areas. The Atkins Tennis Center has hosted the Big Ten Championships, the NCAA Regionals and numerous professional tournaments and is also a resource for the entire Champaign-Urbana tennis community. Fighting Illini men's and women's tennis have risen to the top of the Big Ten Conference with the men's squad having won the last five Big Ten Championships.

Illinois Field, the home of the 2000 Big Ten Tournament champion Illini baseball squad, and the Outdoor Track Stadium have also seen construction upgrades, adding lights to both facilities and expanding the track stadium to accommodate Illinois women's soccer matches. The Outdoor Track and Soccer Stadium also includes future plans for seating for 8,000 and a permanent press box.

Eichelberger Field, the new home of Illinois softball, opened in time for the 2001 spring season. The field plays host to Illinois' newest sport.

Four years ago, the Irwin Academic Center opened on campus, providing UI student-athletes with state-of-the-art computer study areas, quiet rooms, conference rooms, career planning and placement and other academic programs all under one roof. The Irwin Academic Center is utilized by nearly 600 student-athletes on an annual basis.

The Illini men's and women's basketball squads compete in the Assembly Hall, billed for many years as college basketball's finest arena. During the past two years, the Assembly Hall has undergone more than \$11 million in facility upgrades, including new locker rooms, training rooms, meeting and dining areas, storage and other improvements designed to showcase Illinois basketball.

Huff Hall, the home for Illinois men's basketball and the famed IHSA "March Madness" state basketball tournament from 1925-63, has undergone nearly \$1 million in construction since 1990 and is the home for Illini volleyball, wrestling and gymnastics.

Future construction plans include renovations and expansion of the Irwin Football Complex and a multi-purpose indoor sport facility adjacent to the Bielfeldt Athletic Administration Building.



The Bielfeldt Athletic Administration Building opened in June of 1996.

# THIS IS ILLINOIS

## Director of Athletics Ron Guenther



In nine years as Director of Athletics at the University of Illinois, Ron Guenther has returned his alma mater to the national elite in competing for championships in 19 intercollegiate sports with outstanding coaches, staff and facilities, including a

Top-25 finish in the Sears Cup competition. He was named the 2001 NACDA/Continental Airlines Central Region Athletic Director of the Year. The MVP of the 1966 Illinois football squad, Guenther continues to move the Illini athletic program on a breakneck pace toward a position of competing at a championship level in all programs.

In the last five years, Guenther, 55, has overseen a series of dramatic changes that have local, regional and national media, alumni and fans marveling at his abilities to add sport programs in women's soccer and softball, recruit top-level coaches, plan for and build championship facilities with more than \$50 million in capital donations and create a model program producing outstanding student-athletes. In the last five years, Guenther has established Illinois as a rising power among NCAA institutions by:

- Constructing a \$12.5 million state-of-the-art indoor football practice facility, completed in the fall of 2001, as well as overseeing the construction of the Richard T. Ubben Basketball Practice Facility for the Illini men's and women's cage programs.
- Adding popular women's sports like soccer and softball as the first UI athletic programs added in two decades, while also securing funds to build the Eichelberger Softball Complex that opened last spring.
- Hiring championship-level coaches such as Head Basketball Coach Bill Self, Head Football Coach Ron Turner and Head Women's Basketball Coach Theresa Grentz. Guenther also brought back former Illini assistant coach Don Hardin to his alma mater to take over the reins of the volleyball program, and extended the contract of nationally prominent wrestling coach Mark Johnson. In his eight years as a director, Guenther has also hired nationally-recognized men's tennis coach Craig Tiley, along with a group of talented coaches who have their respective sports on the rise in softball's Terri Sullivan, soccer's Tricia Taliaferro, men's golf's Mike Small, women's tennis' Sujay Lama, swimming's Sue Novitsky and women's gymnastics' Bob Starkell.

- Signing an exclusive \$7.5 million agreement with Nike as one of only 13 Nike institutions in the United States.

- Christening the \$7.2 million Biefeldt Athletic Administration Building.

- Overseeing the construction and opening of the \$2.1 million Irwin Academic Center, providing 600 student-athletes with a state-of-the-art, convenient academic center to reach their full potential as students.

Under Guenther's leadership, Illinois has steadily improved its performance on the field and in the classroom. Off the field, Illinois student-athletes have continued to benefit from outstanding academic services programs, matching the overall campus grade point average and producing nearly 100 Academic All-Big Ten award winners annually in all sports. Guenther also has spearheaded a revolution for funding for championship-level programs and facilities as the Division of Intercollegiate Athletics has opened necessary additional revenue streams totaling more than \$3 million through working partnerships with corporate sponsors and management of the Illini Sports Radio Network.

Guenther's aggressive plan to make the Division of Intercollegiate Athletics a valuable and enthusiastic partner in the overall education, research and service mission of the University has begun to pay dividends in the 21st century.

Now in his fourth decade with the University of Illinois, Guenther was the Most Valuable Player on the 1966 Illinois football squad under Head Coach Pete Elliott. Guenther was a second-team All-Big Ten selection at offensive guard, also earning first-team Academic All-Big Ten honors and recognition as the University's outstanding senior in physical education.

Guenther earned his bachelor of science degree in physical education from Illinois in 1967 and an M.S. in administration in 1968 before embarking on a successful career in coaching, athletic administration and business.

Guenther was named the 17th Director of Athletics in 1992 after serving for two years with the University of Illinois Foundation as Director of Major Gifts and for three years as a partner with The Barofsky Association, a Chicago-area investments and marketing firm.

From June of 1988 to March of 1989, Guenther served as Interim Director of Athletics for External Operations, administering the development program, public relations, promotions, tickets, merchandise and summer camps.

Guenther spent the previous three years within the Division of Intercollegiate Athletics as associate athletic director for development, coordinating the "Campaign for Excellence in Athletics." That campaign began the first major facelift of athletic facilities in nearly 60 years on campus and provided the impetus for the eventual construction of Illinois Field for baseball, the UI Outdoor Track and Field and Soccer Stadium, the Atkins Tennis Center and the Irwin Football Complex, housing coaches offices, locker rooms, sports medicine, strength and conditioning facilities and meeting rooms for Illinois football.

One of the nation's top athletic fund raisers, Guenther has been instrumental in soliciting gift commitments totaling more than \$50 million toward capital improvements at Illinois during the last 15 years.

Firmly committed to delivering the Illinois message across the state and Midwest, Guenther served from 1983 to 1985 as assistant athletic director for Chicago operations, renewing a commitment that continues today to reach out to the thousands of Chicago-area alumni, donors and fans. During his tenure in Chicago, Guenther created the annual statewide caravan for promotion and public relations and saw a tripling in the number of donors to Illinois athletics.

Guenther spent eight years at North Central College in Naperville, Ill., including a stint from 1975-79 as director of admissions and also as an associate head football coach. From 1979-83, he served as the vice president of development and public affairs at North Central, helping to design and implement a \$15 million Capital Campaign. As associate head football coach, Guenther helped the Cardinals amass a 23-12-2 record, including the school's first winning season in 15 years.

Before moving to North Central College, Guenther was offensive linecoach at Boston College from 1971-74, helping to develop nine National Football League players.

From 1968-71, Guenther was a teacher and coached football, wrestling and track and field for the Evanston Township and Glenbard High School systems in suburban Chicago.

Born Oct. 3, 1945, Guenther is a native of Evanston and a graduate of York High School. He lettered at Illinois in 1965 and 1966, helping Illinois to a 24-14-1 record in his four seasons. Guenther earned MVP honors on a squad that produced five All-Americans in 1966.



# THIS IS ILLINOIS

## DIA Administration




**Dana Brenner**  
Associate Director  
of Athletics



**Kent Brown**  
Asst. Athletic Director  
- Sports Info. Director



**Cheryl Cain**  
Director of Athletic  
Ticket Office




**Terry Cole**  
Senior Associate  
Director of Athletics



**Terry Conlon**  
Director of  
Concessions



**Rose Mary Cordova-  
Wentling**  
Faculty Representative



**Fred Delcomyn**  
Faculty Representative



**Steve Greene**  
FISF - Chicago




**Mike Hatfield**  
FISF-Champaign



**Warren Hood**  
Associate Director  
of Athletics




**Vince Ille**  
Asst. Athletic Director -  
Compliance



**Dave Johnson**  
Asst. Athletic Director -  
Marketing & Promotions



**Kelly Landry**  
Associate Director  
of Athletics




**Al Martindale**  
Director of Sports  
Medicine



**Sally Ross**  
Assistant Athletic  
Director - Academics




**Chris Tuttle**  
FISF-Chicago




**Shawn Wax**  
Director of  
Development



**Harriett Weatherford**  
Associate Director  
of Athletics



**Lenny Willis**  
Director of Facilities



**Ken Zimmerman**  
FISF - Champaign



# THIS IS ILLINOIS

## Illinois Head Coaches




**Theresa Greutz**  
Women's Basketball



**Don Hardin**  
Volleyball



**Yoshi Hayasaki**  
Men's Gymnastics



**Mark Johnson**  
Wrestling



**Itch Jones**  
Baseball



**Sujay Lama**  
Women's Tennis



**Sue Novitsky**  
Swimming and Diving




**Bill Self**  
Men's Basketball



**Mike Small**  
Men's Golf



**Paula Smith**  
Women's Golf




**Bob Starkell**  
Women's Gymnastics



**Terri Sullivan**  
Softball



**Tricia Taliaferro**  
Soccer




**Craig Tiley**  
Men's Tennis



**Ron Turner**  
Football



**Gary Wieneke** - Men's  
Cross Country and  
Track & Field



**Gary Winckler**  
Women's Cross Country  
and Track & Field









## **COVERING ILLINOIS**

<b>Athletic Public Relations</b>	<b>.232</b>
<b>Big Ten Conference</b>	<b>. . . . .233</b>
<b>Media Information</b>	<b>. . . . .234</b>
<b>Illini Sports Network</b>	<b>. . . .236</b>
<b>Covering the Illini</b>	<b>. . . . .237</b>
<b>Visitor's Guide</b>	<b>. . . . .238</b>
<b>DIA Directory</b>	<b>. . . . .239</b>
<b>TV/Radio Roster</b>	<b>. . . . .240</b>

# MEDIA Athletic Public Relations



**Kent Brown**



**Cassie Arner**



**Dick Barnes**



**Derrick Burson**



**Terry Hayden**



**Mike Koon**



**Michelle Warner**



**Dave Reiter**



**Kara Stachowiak**



**Marsha Goldenstein**

## Staff Directory

**Bielfeldt Athletic Administration Building  
1700 South Fourth Street  
Champaign, Ill.  
(217) 333-1391/(217) 333-5540 (fax)**

### **KENT BROWN**

*Assistant Athletic Director/  
Director of Communications*  
Work: (217) 244-6533  
Home: (217) 469-0230  
E-mail:  
kwbrown3@uiuc.edu

### **CASSIE ARNER**

*Associate SID*  
Work: (217) 244-3886  
Home: (217) 356-9434  
E-mail: arner@uiuc.edu

### **DICK BARNES**

*Assistant SID*  
Work: (217) 333-3317  
Home: (217) 384-8113  
E-mail:  
r-barnes@uiuc.edu

### **DERRICK BURSON**

*Assistant SID*  
Work: (217) 333-0933  
Home: (217) 398-0924  
E-mail: burson@uiuc.edu

### **TERRY HAYDEN**

*Assistant SID*  
Work: (217) 244-7321  
Home: (217) 586-4882  
E-mail: hayden1@uiuc.edu

### **MIKE KOON**

*Assistant SID*  
Work: (217) 244-1256  
Home: (217) 378-5243  
E-mail: mkoon@uiuc.edu

### **MICHELLE WARNER**

*Assistant SID*  
Work: (217) 244-3707  
Home: (217) 352-9859  
E-mail:  
mmwarner@uiuc.edu

### **DAVE REITER**

*Sports Information Intern*  
Work: (217) 244-5045  
Home: (217) 378-5243  
E-mail: reiter@uiuc.edu

### **KARA STACHOWIAK**

*Sports Information Intern*  
Work: (217) 244-4982  
Home: (217) 356-2753  
E-mail: stachowk@uiuc.edu

### **MARSHA GOLDENSTEIN**

*Office Manager*  
Work: (217) 333-1391  
Home: (217) 356-6353  
E-mail:  
mgoldens@uiuc.edu

## *Members of the Media*

*The 2001-02 University of Illinois men's basketball media guide is intended as the primary information handbook for media members covering the University of Illinois men's basketball program. This book has been carefully designed to meet your needs in covering Fighting Illini basketball. If you find there is information not contained in this book that would be beneficial to your coverage of Illinois basketball, please let us know and we'll try to incorporate your suggestions into next season's guide.*

*The University of Illinois Athletic Public Relations Staff is ready to assist you in your coverage of Illini basketball. Feel free to call on myself or any member of the staff! Thanks for your coverage of Illinois sports and . . .*

**GO ILLINI!**

*Kent Brown*

*Sports Information Director*



# MEDIA Big Ten Conference

The Big Ten – the nation’s most outstanding conference – fields the nation’s best in basketball year-in and year-out. Each year the Big Ten is tops in attendance and is among the leaders in number of teams receiving bids to the NCAA Tournament and number of teams ranked in the Top 25 during the season.

## Top In Attendance

For the 25th consecutive year, the Big Ten Conference led all NCAA conferences in home attendance for men’s basketball. The league’s attendance mark in 2000-01 (2,342,022) established an NCAA record, breaking the previous record from 1999-2000 (2,255,913), also set by the Big Ten. The Big Ten placed seven teams in the Top 25 nationally for home attendance (Illinois, Indiana, Iowa, Michigan State, Minnesota, Ohio State, Wisconsin).

## Postseason Play

Seven teams in the NCAA Tournament... Two advance to the Elite Eight... Three teams in the Sweet Sixteen ... A Conference school advances to the Final Four for the third straight season. Another terrific postseason for the Big Ten! In addition to the seven teams that earned a spot in the Big Dance, Minnesota and Purdue finished their seasons with berths in the NIT.

Since the NCAA Tournament expanded to 64 teams in 1985, the Big Ten has recorded a 146-96 mark, with champions coming in 1987 (Indiana), 1989 (Michigan) and 2000 (Michigan State). Since 1985, the Big Ten has been represented in the Final Four 12 times, including four years with multiple

## BIG TEN POSTSEASON BASKETBALL APPEARANCES

	Overall	NCAA
Indiana	33	30
Ohio State	27	21
Michigan	26	20
Purdue	26	19
Illinois	24	21
Iowa	22	20
Michigan St.	20	15
Penn State	16	8
Minnesota	16	8
Wisconsin	11	7
Northwestern	3	0

## BIG TEN COMMISSIONERS

John L. Griffith	1922-44
Kenneth L. “Tug” Wilson	1944-61
Bill Reed	1961-71
Wayne Duke	1971-89
Jim Delany	1989-present

## BIG TEN CHRONOLOGY OF MEMBERSHIP

- 1895: Chicago, Illinois, Michigan, Minnesota, Northwestern, Purdue, Wisconsin (charter members)
- 1899: Indiana, Iowa joined
- 1908: Michigan withdrew
- 1912: Ohio State joined
- 1918: Michigan rejoined
- 1946: Chicago withdrew
- 1949: Michigan State joined
- 1990: Penn State joined

teams advancing to the national semifinals (ILLINOIS and Michigan in 1989, Michigan and Indiana in 1992, Michigan State and Ohio State in 1999, Wisconsin and Michigan State in 2000).

Since the first tournament in 1939, the Big Ten has a 265-157 record and league teams have advanced to the championship game 18 times, with a Big Ten team emerging as the champion 10 times. League schools have accounted for 40 appearances in the Final Four. The Big Ten is the all-time leader with 163 bids to the NCAA Tournament.

## On the Television

The tremendous following that Big Ten basketball attracts in stadiums also lends itself to favorable television coverage. For the ninth straight season all 88 intraconference games will be televised. Conference teams will make no fewer than 25 appearances on ESPN, seven on espn2 and 13 on CBS. ESPN Regional will televise the remainder of the Big Ten games.



James E. Delany



Mark Rudner



Sue Lister



Scott Chipman  
Basketball  
Contact

# BIG TEN CONFERENCE

The Big Ten Conference  
1500 West Higgins Road  
Park Ridge, IL 60068-6300  
(847) 696-1010  
FAX: (847) 696-1110

**James E. Delany**  
Commissioner

**Rich Falk**  
Associate Commissioner

**Carol A. Iwaoka**  
Associate Commissioner

**Mark D. Rudner**  
Associate Commissioner

**Wayne Baskerville**  
Associate Commissioner

**Jennifer Heppel**  
Associate Commissioner

**Sue Lister**  
Associate Commissioner

**Brad Traviola**  
Associate Commissioner



# Media Information

The University of Illinois media guide is your source for information on the Illini basketball program. The Athletic Public Relations staff is here to help you in your coverage of Illinois basketball and don't hesitate to call any member of our staff if you need assistance during the course of the year.

## Assembly Hall

All media will enter the arena through the Northeast gate and will park in the Northeast lot, located on the corner of Kirby and Fourth Streets. After you enter the Assembly Hall concourse, turn left to access the media room. We will have phone lines available in the media room where all press can work postgame. There also are two phone lines located on press row, floor level, for media use, but all media are encouraged to work from the press room. Occasionally, the Assembly Hall stage crew will be setting up for another event and the press row area will be taken down immediately following some games.

Before every home game a meal will be provided in the media room 1 1/2 hours prior to tip-off. You also may secure game programs, media guides and pre-game notes in the media room beginning two hours prior to tip-off.

## Courtside Photography

All photographers must work from within the designated areas behind the baselines of the playing court. The University of Illinois follows NCAA and Big Ten guidelines regarding event photography. Photo locations are first-come, first-serve, but in the event of heavy demand for photo credentials for a particular game, shooting locations may be assigned.

Strobes—Photographers wishing to use strobe equipment at Illinois home games must notify the Illinois Sports Information staff at least one week in advance of the game for which they are requesting. There is a charge for installation and/or use of such equipment. A maximum of two strobe units may be used for any individual game.

All photographs are to be used in coverage of Illinois basketball and cannot be sold for any commercial enterprise benefiting the photographer.

## Credentials

Any member of the media wishing to cover the Fighting Illini this season must request, in writing, credentials from Kent Brown in the Sports Information Office. All requests must be in writing on your company letterhead and be either mailed, emailed or faxed to Kent Brown.

NO credential requests will be accepted over the phone.

Due to limitations in seating numbers, all requests will be prioritized according to published circulation numbers. Be specific when requesting the type of credential needed, either press or photo. Any non-working people in possession of a media credential will be asked to turn over the credential and leave the press area. No children are permitted in the press seating areas. Media agencies that violate this policy will not be issued credentials for future games.

The acceptance of media credentials is an acknowledgement of the University of Illinois' rights to the game and play-by-play coverage and our agreement to abide by any restrictions the UI may place on real-time play-by-play coverage and use of comprehensive game statistics. Failure to abide by these restrictions implemented by the UI may result in revocation of press credentials. The UI reserves the right to grant approval for distribution of real time play-by-play, game-related statistics and information through the internet.

*Season requests must be received by November 1.*

*Single-game requests should be made at least 10 days prior to the date of the game.*

## Road Game Credentials

Illinois media wishing to cover the Illini on the road should direct their credential request to the sports information director of the host institution. Please see below for credential requests for neutral site games.

Nov. 22-24 Las Vegas Invitational  
Valley High School, Las Vegas, Nev.  
Fred Huff  
Phone: (618) 542-2111

Dec. 4 Illinois vs. Arizona  
America West Arena — Phoenix, Ariz.  
Doug Tammaro  
Arizona State Assoc. Sports Information Director  
Phone: (480) 965-6592  
Fax: (480) 965-5408

Dec. 8 Illinois vs. Arkansas  
United Center — Chicago  
Kent Brown  
Illinois Athletic Public Relations  
Phone: (217) 333-1391  
Fax: (217) 333-5540

Dec. 22 Illinois vs. Missouri  
Savvis Center — St. Louis  
Cindy Underwood  
Savvis Center  
Phone: (314) 622-5461  
Fax: (314) 622-5410

## Parking

A limited number of media parking passes are available for the 2001-02 men's basketball games at the Assembly Hall. The issuance of passes will be done on a priority basis with media who cover the University of Illinois basketball team on a regular basis holding the highest priority. Requests will then be prioritized according to circulation for newspapers and coverage area for radio and television. A replacement pass **WILL NOT BE ISSUED IF THE ORIGINAL IS LOST**. To avoid game traffic, media are encouraged to arrive at least 45 minutes prior to tip-off.

## Telephones

Charge-a-call lines will be provided in the working press room. Any individual wishing to order phone lines for the season or for a single game should direct the request to Ameritech (800) 321-8152 during regular business hours. Post-game, all media are asked to utilize the phone lines in the working press room because the press row seating area on the floor will be taken down immediately following several games in preparation for the next event.

## Fax-On-Demand

The University of Illinois will again utilize the Info Connection fax-on-demand system service. All media wishing to use this service must set up a pin number through info-connection. If you do not have a PIN, you can obtain one by calling Pivotal Communications at 770-399-0096.

*Media are strongly encouraged to use the official Illinois athletics web site -- [fightingillini.com](http://fightingillini.com) -- to access the box score following home games.*

*Updated Illinois statistics will be available by 10 a.m. Central time the morning after each game, except when traveling by commercial means and in that case the stats will be updated later that day.*

The University of Illinois **will not** be faxing its basketball releases to media personnel. All persons wishing to receive releases, stats, or box scores should register to use the fax-on-demand system or retrieve the information off our web site at [www.fightingillini.com](http://www.fightingillini.com). To receive releases via email, contact SID Kent Brown.

To access the fax-on-demand system dial 770-558-6000 from the handset of your fax machine. When prompted, enter your pin number. The Big Ten passcode is 282 and the Illinois document numbers are listed below.



# MEDIA Media Information

## Fax-On-Demand Codes

1220 Entire Release (includes notes/stats)  
1221 Statistics/Game-by-Game Results  
1222 Roster & Schedule  
1223 Last Home Game Box Score

## Web Sites

Media credentials are issued only for individuals who are affiliated with web sites for national or regional television and news media organizations, e.g. USA Today Online, ESPN SportsZone, CNN/SI, CBS Sportsline, etc., for institutions that are conference members and non-conference opponents, and for the Big Ten Conference. The University of Illinois reserves the right to deny media credentials to any individual whose web site is not affiliated with an official news gathering organization.

## www.fightingillini.com

Illinois releases, statistics and live radio coverage of the Fighting Illini games are available on the official University of Illinois athletic web site, [www.fightingillini.com](http://www.fightingillini.com). In addition to men's basketball, live audio is available on the web for football, women's basketball, volleyball, softball, baseball and the coaches' radio show broadcasts.

## Basketball Practice

Illinois basketball practices will generally be open to the media, although Coach Self reserves the right to close practices at his discretion. Media interested in attending practice should contact SID Kent Brown to confirm the time and place.

The Illinois basketball team will generally practice at 3 p.m. on weekdays and practice times on weekends will be listed as TBA. Most practices will be held at the Ubben Basketball Practice Facility, except for isolated times when the team will practice at the Assembly Hall. Please note that the locker room area, weight room and training room are off limits to members of the media. In order to avoid congestion on the floor area, media who attend practice are asked to watch from the balcony area on the second floor that overlooks the court.

## Interview Policies

All interview requests for Illinois players, Coach Self and members of the Illini coaching staff need to be set up with Kent Brown in the Illinois Sports Information Office. Please give at least 24 hours advance notice for interview requests. On days of scheduled press conferences, players will be available for interviews before practice. Otherwise, Coach Self, assistant coaches and players will be available for interviews following practice. An Illinois player also will be available on Coach Self's teleconferences if class schedules allow.

When the Illini are on the road, Illinois players and coaches will be available for interviews 15 minutes prior to the scheduled practice. After the first 15 minutes of practice, media will be asked to leave the practice site.

## Post-game Interviews

The University of Illinois will utilize the media room, located on the mezzanine level on the Northeast side of the Assembly Hall, for post-game interviews. Coaches and players from both teams will be brought to this area for interviews. If you need to interview an Illinois player who has not been requested for the interview room, please make specific arrangements with a member of the Illinois Sports Information staff. The normal schedule will be the opposing coach and selected players first, followed by Illinois players and then Bill Self. Player requests for the visiting team should be made through that school's Basketball SID.

## The Bill Self TV Show

This weekly 30-minute television program, hosted by Chris Widlic of WCIA-TV in Champaign, features game highlights and interviews with coaches, players and others involved with the Illinois basketball program. Viewers should consult their local listings for the dates and times of the telecasts.

## Bill Self Radio Show

The Bill Self Show is a weekly call-in radio show aired statewide on the Illinois Sports Network. The show is hosted by Illini play-by-play announcer Jim Turpin and airs Monday's from 6:05-7 p.m. beginning on Dec. 10. In addition to the studio shows, the radio show will move to different sorority and fraternity houses on the UI campus. A complete schedule of the show will be listed in the weekly notes update.

## ILLINOIS ROAD HEADQUARTERS

The following list includes all hotels for the Illini this season. The date listed is the actual game date. For most games, the Illini will arrive the evening before the game.

Nov. 22-24 Las Vegas Invitational  
Embassy Suites  
4315 Swenson St.  
Las Vegas, NV 89119  
Phone: (702) 765-6700  
Fax: (772) 765-6899

Nov. 27 Maryland  
Greenbelt Marriott  
6400 Ivy Lane  
Greenbelt, MD 20770  
Phone: (301) 441-3700  
Fax: (301) 441-3995

Dec. 4 Arizona (at Phoenix)  
Crowne Plaza  
100 North First St.  
Phoenix, AZ 85004  
Phone: (602) 333-5113  
Fax: (602) 333-5181

Dec. 8 Arkansas  
at United Center, Chicago  
Chicago Hilton and Towers  
720 South Michigan Avenue  
Chicago, IL 60605  
Phone: (312) 786-6217 /  
609-1924  
Fax: (312) 297-8744

Dec. 22 Missouri (at St. Louis)  
St. Louis Marriott-Pavilion  
One South Broadway  
St. Louis, MO 63102  
Phone: (314) 421-1776  
Fax: (314) 331-9029

Jan. 5 Wisconsin  
Hilton - Monona Terrace  
9 East Wilson  
Madison, WI 53703  
Phone: (608) 260-2364  
Fax: (608) 260-2369

Jan. 9 Purdue  
University Inn  
US 52 at Cumberland  
West Lafayette, IN 47905  
Phone: (765) 463-5511  
Fax: (765) 497-3631

Jan. 27 Indiana  
Marriott Courtyard  
310 South College Ave.  
Bloomington, IN 47404  
Phone: (812) 335-8000  
Fax: (812) 336-9997

Jan. 29 Ohio State  
Ramada Plaza  
4900 Sinclair Road  
Columbus, OH 43229  
Phone: (614) 846-0300  
Fax: (614) 846-3251

Feb. 7 Michigan  
Ypsilanti Marriott  
1275 South Huron Street  
Ypsilanti, MI 48197  
Phone: (734) 487-2000  
Fax: (734) 487-0773

Feb. 12 Michigan State  
Sheraton Inn - Lansing  
925 South Creyts Road  
Lansing, MI 48917  
Phone: (517) 323-7100  
Fax: (517) 323-2180

Feb. 16 Seton Hall  
Radisson Suites - Meadowlands  
350 Route 3 West  
Secaucus, NJ 07094  
Phone: (201) 863-8700  
Fax: (201) 863-6209

Feb. 23 Northwestern  
Radisson - North Shore  
4500 West Touhy  
Lincoln, IL 60712  
Phone: (847) 677-1234  
Fax: (847) 677-2203


March 2 or 3 Minnesota  
Radisson Hotel-Metrodome  
615 Washington Ave. NE  
Minneapolis, MN  
Phone: (612) 379-8888  
Fax: (612) 379-8436

March 7-10 Big Ten Tournament  
Hyatt Regency  
One South Capital Ave.  
Indianapolis, IN 46204  
Phone: (317) 632-1234  
Fax: (317) 231-7569



# Illini Sports Network

# MEDIA



**The Illini Sports Network radio team of Loren Tate, Stephen Bardo and Jim Turpin will team up for the second-straight year during the 2001-02 season.**

The 45-station Illini Sports Network once again will bring Fighting Illini basketball to fans across the state with Jim Turpin, Loren Tate and former Illini great Stephen Bardo calling the action from court-side.

Jim Turpin is serving in his final season as the play-by-play voice of Illini basketball, a role he has had for most of the past 43 years. A 1961 graduate of the University of Illinois, Turpin has recently retired as general manager of WDWS and WHMS Radio in Champaign. He also will host "Bill Self Live," the network's weekly statewide radio call-in show with the coach of the Illini. Additionally, Turpin serves as co-host of the popular Saturday Morning Sportsline on WDWS/WHMS Radio. Turpin is a past winner of the Illinois Broadcasters Association's Silver Dome Award, given to Downstate Illinois' best play-by-play broadcaster.

Former Illini star guard Stephen Bardo will be in his second season as an expert analyst for the Illini Sports Network. A 1990 graduate of the UI, Bardo was a mainstay on the Flyin' Illini team that reached the Final Four in 1989. A hard-nosed defensive specialist, Bardo went on to a nine-year professional career that included stops in the NBA, CBA, USBL, Italy, Spain, France, Venezuela and most recently Japan. He has broadcasting experience working with CLTV in Chicago and on ESPN International NBA broadcasts.

Loren Tate is in his third decade covering Fighting Illini basketball on radio broadcasts.

For the 2001-02 season, Tate will serve as an analyst while conducting pregame, halftime and postgame interviews. Tate is the former executive sports editor of the Champaign-Urbana News-Gazette and in his retirement still covers the Illini football and basketball teams, writing columns for the paper.

Prior to assuming his position with The News-Gazette, Tate served as sports editor of the Hammond Times for 11 years. A 1953 University of Illinois graduate, Tate's career also includes extensive experience in the electronic media. He was sports director for WICD-TV from 1969-79. Currently, he co-hosts the Saturday Sportsline talk show with Turpin on WDWS/WHMS Radio.

The Illini Sports Network is managed by the Division of Intercollegiate Athletics, including management, distribution, sales operations, affiliate relations and programming. Illini Sports Network programming includes Illinois football, men's and women's basketball, volleyball and baseball, along with the popular "Illini Today" series, and the coaches' live weekly call-in shows. "Bill Self Live" can be heard on Monday nights from 6-7 p.m. beginning Dec. 10.

ISN2 debuted in the fall of 1997, featuring alternative sports programming including "I on the Illini," a weekly 15-minute coaches show featuring all 18 sport programs. ISN2 also features expanded women's basketball and volleyball game coverage.



## ILLINI SPORTS NETWORK

- Aledo, WRMJ-FM 102.3
- Carterville, WJPF-AM 1340
- Carterville, WCIL-AM 1020
- Champaign, WDWS-AM 1400
- Champaign, WHMS-FM 97.5
- Chicago, WSCR-AM 1160
- Clinton, WHOW-AM 1520
- Clinton, WHOW-FM 95.9
- Danville, WDAN-AM 1490
- Danville, WDNL-FM, 102.1
- Davenport, Ia, WLLR-AM 1230
- Decatur, WSOY-AM 1340
- Effingham, WCBH-FM 104.3
- Fairfield, WFIW-AM 1390
- Galesburg, WGIL-AM 1400
- Galva, WHHK-FM 102.5
- Geneseo, WGEN-AM 1500
- Jacksonville, WJIL-AM 1550
- Jacksonville, WJVO-FM 100.5
- Kankakee, WKAN-AM 1590
- Litchfield, WSMI-FM 106.1
- Mt. Carmel, WVMC-AM 1360
- Mattoon, WLBH-AM 1170
- Mattoon, WLBH-FM 96.9
- Olney, WSEI-FM 92.9
- Ottawa, WCMY-AM 1430
- Paris, WPRS-AM 1440
- Paris, WACF-FM 98.5
- Paxton, WPXN-FM 104.9
- Peoria, WWFS-AM 1290
- Princeton, WZOE-AM 1490
- Quincy, WTAD-AM 930
- Quincy, WBRJ-FM 106.7
- Robinson, WTAY-AM 1570
- Robinson, WTYE-FM 101.7
- Rockford, WROK-AM 1440
- Rock Island, WKBF-AM 1270
- Salem, WJBD-AM 1350
- Salem, WJBD-FM 100.1
- Sparta, WHCO-AM 1230
- St. Louis, KFNS-AM 590
- St. Louis, KFNS-FM 100.7
- Springfield, WTAX-AM 1240
- Watseka, WGFA-AM 1360
- Watseka, WGFA-FM 94.1



# MEDIA

## Covering the Fighting Illini

### NEWSPAPERS

**Arlington Heights Daily Herald**  
Bob Logan  
Mike McGraw  
155 E. Algonquin Road  
Arlington Heights, IL 60006  
Phone: (847) 427-4430  
Fax: (847) 427-1173

**Bloomington Pantagraph**  
Jim Benson  
301 W. Washington  
Bloomington, IL 61701  
Phone: (800) 747-7323  
Fax: (309) 829-7000

**Chicago Sun-Times**  
Herb Gould  
1728 W. Ohio Street  
Chicago, IL 60622  
Phone: (312) 321-2663  
Phone: (312) 321-2663  
Fax: (312) 942-0569

**Chicago Tribune**  
Gary Reinmuth  
4537 Central  
Western Springs, IL 60588  
Phone: (312) 222-3478  
Reinmuth home: (708) 246-3976  
Fax: (708) 246-3984

**The Daily Illini**  
Larry Hawley  
57 East Green Street  
Champaign, IL 61820  
Phone: (217) 333-7025  
Fax: (217) 244-2933

**Decatur Herald & Review**  
Mark Tupper  
601 E. William, Box 311  
Decatur, IL 62525  
Phone: (217) 421-6979  
Fax: (217) 421-7965

**The News-Gazette**  
Brett Dawson  
Box 677  
Champaign, IL 61820  
Phone: (217) 351-5232  
Fax: (217) 351-5374

**Quad City Times**  
Craig Devrieze  
500 E. Third Street  
Davenport, IA 52801  
Phone: (319) 383-2285  
Fax: (319) 383-2370

**The Daily Southtown**  
Tim Cronin  
7500 W. 111th Street  
Worth, IL 60482-1080  
Phone: (708) 633-5946  
Fax: (708) 633-5999

**St. Louis Post-Dispatch**  
TBA  
Phone: TBA  
Fax: (314) 340-3070

**Springfield State Journal-Register /  
Peoria Journal-Star**  
John Supinie  
One Copley Plaza  
Springfield, IL 62705  
Phone: (217) 377-1977  
Fax: (217) 788-1382

**Belleville News Democrat**  
Dave Wilhelm  
Box 427  
Belleville, IL 62222  
Phone: (618) 234-1000  
Fax: (618) 345-4223

**Moline Dispatch**  
Jeff Wendland  
1720 5th Avenue  
Moline, IL 61265  
Phone: (309) 764-4344  
Fax: (309) 797-0317

**Rockford Register-Star**  
Dave French  
99 East State Street  
Rockford, IL 61104  
Phone: (815) 987-1200  
Fax: (815) 987-1365

### RADIO

**WDWS 1400 AM**  
Dave Loane  
Box 3939  
Champaign, IL 61826  
Phone: (217) 351-5300  
Fax: (217) 351-5385

**KFNS 590 AM**  
Brooks Parriott  
8045 Big Bend Blvd.  
St. Louis, MO 63119  
Phone: (314) 962-0590  
Fax: (314) 962-7376

**Illini Sports Network**  
Jim Turpin - Play-by-Play  
Box 3939  
Champaign, IL 61826  
Phone: (217) 351-5300  
Fax: (217) 351-5385

Stephen Bardo - Analyst  
3900 Streamwood Drive  
Hazel Crest, IL 60429  
Phone: (708) 802-1372

Loren Tate -  
Analyst/Halftime/Postgame  
1201 Mayfair Drive  
Champaign, IL 61821  
Phone: (217) 352-2481

**WILL 580 AM**  
Dave Dickey, Sports Director  
228 Gregory Hall  
Urbana, IL 61801  
Phone: (217) 33-0850  
Fax: (217) 333-7151

**WLRW/WIXY/WKIO**  
Mike Cation  
2603 West Bradley Ave.  
Champaign, IL 61821  
Phone: (217) 352-4141

**WPGU 107.1 FM**  
Pat McCraney, Sports Director  
24 East Green Street  
Champaign, IL 61820  
Phone: (217) 244-3000  
Fax: (217) 244-3001

**WSCR-AM 670 AM**  
Matt Fishman, Exec. Producer  
4949 W. Belmont Ave.  
Chicago, IL 60641  
Phone: (773) 777-1700  
Fax: (773) 777-5994

### TELEVISION

**WAND**  
Ron Rector, Lon Tay  
904 Southside Drive  
Decatur, IL 62522  
Phone: (217) 424-2500  
Fax: (217) 422-8203

**WCIA**  
Chris Widlic, Mike Cleff,  
Rob Collins  
509 S. Neil Street  
Champaign, IL 61820  
Phone: (217) 356-8333  
Fax: (217) 373-3663

**WICD**  
Scott Musgrave, Scott Andresen  
250 Country Fair Drive  
Champaign, IL 61821  
Phone: (217) 351-8538  
Fax: (217) 351-6134

**FOX Sports Chicago**  
350 North Orleans  
Suite S1-100  
Chicago, IL 60654  
Phone: (312) 396-9888  
Fax: (312) 396-5813

**FOX Sports Midwest**  
Annex Building  
700 St. Louis Union State  
Suite 300  
St. Louis, MO 63103  
Phone: (314) 206-7034  
Fax: (314) 206-7070

### WIRE SERVICE

**Associated Press**  
Jason Strait  
Box 677  
Champaign, IL 61820  
Phone: (217) 351-4094  
Fax (Chicago): (312) 781-1989



## VISITOR'S GUIDE

### Urbana-Champaign Area Lodging

Area Code 217

#### Baymont Inn & Suites

302 W. Anthony Dr., Champaign  
356-8900

#### Best Western

##### Cunningham Place

1907 N. Cunningham Ave.,  
Urbana 367-8331

#### Best Western

##### Paradise Inn Hotel

1001 N. Dunlap Ave., Champaign  
356-1824

#### Chancellor Hotel & Convention Center

1501 S. Neil St., Champaign  
352-7891

#### Comfort Inn

305 W. Marketview Dr.,  
Champaign 352-4055

#### Days Inn

1019 W. Bloomington Rd.  
Champaign 356-6873

#### Drury Inn

905 W. Anthony Dr., Champaign  
398-0030

#### Eastland Suites

Rt. 45 North, Urbana  
367-8331

#### Extended Stay America

610 W. Marketview Dr.,  
Champaign 351-8899

#### Fairfield Inn

1807 Moreland Blvd., Champaign  
355-0604

#### Hampton Inn

1200 W. University Ave., Urbana  
337-1100

#### Hawthorne Suites

101 Trade Centre Dr., Champaign  
398-3400

#### Holiday Inn Hotel & Conference Center

1001 Killarney St., Urbana  
328-7900

#### Illini Union

1401 W. Green, Urbana  
333-3030

#### Jumer's Castle Lodge

209 S. Broadway Ave., Urbana  
384-8800

#### LaQuinta Inn

1900 Center Dr., Champaign  
356-4000

#### Marriott Courtyard

1811 Moreland Blvd., Champaign  
355-0411

#### Microtel Inn

1615 W. Rion Dr., Champaign  
398-4136

#### Park Inn & Conference Center

2408 N. Cunningham Ave.,  
Urbana 344-8000

#### Quality Inn

302 E. John St., Champaign  
384-2100

#### Ramada Limited

902 W. Killarney St., Urbana  
328-4400

#### Red Roof Inn

I-74 & Neil St., Champaign  
352-0101

#### Sleep Inn

2000 N. Lincoln Ave., Urbana  
367-6000

#### Travelodge

409 W. University Ave., Urbana  
328-3521

### Car Rental Information

A-1 Rent A Car	373-5049
Avis	359-5441
Enterprise	351-1400
Ford Rent-a-Car	356-8366
Hertz	359-5413
National	359-5259
Premier	328-1463

## DIRECTIONS TO ASSEMBLY HALL

**From Chicago O'Hare International Airport:** I-90/94 to I-57 South or I-294 Tri-State Tollway East to I-80 West to I-57 South. Follow I-57 South approximately 110 miles south to I-74 East.

Exit Neil Street, turn right. Travel approx. 3 miles to Kirby Ave. and turn left. The Assembly Hall will be ahead on your right.

Approximate travel time: 3:00

**From Chicago Midway Airport:** Take I-55 West to I-294 Tri-State Tollway East, to I-80 West to I-57 South. Follow I-57 South approximately 110 miles south to I-74 East.

Exit Neil Street, turn right. Travel approx. 3 miles to Kirby Ave. and turn left. The Assembly Hall will be ahead on your right.

Approximate travel time: 2:45

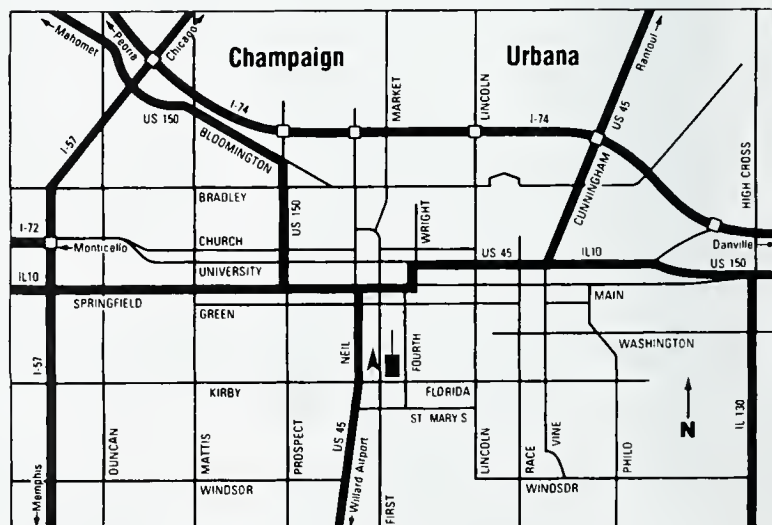
**From Indianapolis International Airport:** I-465 North to I-74 West. Exit Neil Street, turn left.

Travel approx. 3 miles to Kirby Ave. and turn left. The Assembly Hall will be ahead on your right.

Approximate travel time: 2:00

**From Lambert-St. Louis International Airport:** Lindbergh Avenue North to I-270 East; I-70 East to Effingham, Ill. and I-57 North. Exit 229 Monticello road (Savoy) and turn right to U.S. 45 (approx. 1 mile). Turn left on U.S. 45 to right on Kirby Ave. and the Assembly Hall will be ahead on your right.

Approximate travel time: 3:15







# Radio/TV Roster

# MEDIA



## 00

**Brett Melton**  
Guard  
6-5 • 195 • So.  
Mahomet, Ill.  
(Mahomet-Seymour)



## 4

**Luther Head**  
Guard  
6-3 • 170 • Fr.  
Chicago, Ill.  
(Manley)



## 23

**Blandon Ferguson**  
Forward  
6-4 • 220 • Jr.  
Oakland, Calif.  
(Col. of South. Idaho)



## 13

**Cory Bradford**  
Guard  
6-3 • 200 • Sr.  
Memphis, Tenn.  
(Raleigh Egypt)



## 21

**Robert Archibald**  
Forward  
6-11 • 250 • Sr.  
Ballwin, Mo.  
(Lafayette)




## 22

**Lucas Johnson**  
Forward  
6-8 • 230 • Sr.  
Des Plaines, Ill.  
(Maine West)




## 24

**Sean Harrington**  
Guard  
6-3 • 185 • Jr.  
Bartlett, Ill.  
(Elgin)



## 25

**Jerrance Howard**  
Guard  
6-1 • 190 • So.  
Peoria, Ill.  
(Peoria)



## 30

**Frank Williams**  
Guard  
6-3 • 205 • Jr.  
Peoria, Ill.  
(Manual)



## 31

**Nick Huge**  
Guard  
6-5 • 200 • Jr.  
Charlotte, N.C.  
(Christian)



## 33

**Damir Krupalija**  
Forward  
6-9 • 235 • Sr.  
Rockford, Ill.  
(Boylan)



## 34

**Brian Cook**  
Forward  
6-10 • 240 • Jr.  
Lincoln, Ill.  
(Lincoln)



## 43

**Roger Powell**  
Forward  
6-6 • 215 • Fr.  
Joliet, Ill.  
(Joliet)



## 45

**Nick Smith**  
Center  
7-2 • 240 • Fr.  
Valrico, Fla.  
(Bloomington)



## HEAD COACH

**Bill Self**  
Oklahoma State '85  
Second Year at Illinois  
9th Season as a  
collegiate head coach





- Two Big Ten Championships in the last Four Years.
- 21 NCAA Tournament Appearances.
  - 4 Final Four Appearances.
  - 14 Big Ten Championships.
- Ranked in the Associated Press Top 25  
37 of 52 years the Poll has been in Existence.

# big ten champions

OCT. 12	MIDNIGHT MADNESS HUFF HALL	10:30 p.m.
OCT. 27	ORANGE & BLUE	p.m.
NOV. 7	ILLINOIS ALL-STAR	p.m.
NOV. 12	LINCOLN UNIVERSITY	p.m.
NOV. 16	GONZAGA	7 p.m.
NOV. 19	EASTERN ILLINOIS	7 p.m.
Nov. 22-24	Las Vegas Invitational Las Vegas, Nevada	
Nov. 23	vs. TBA	
Nov. 23	vs. TBA	
Nov. 24	vs. TBA	
Nov. 27	at Maryland	
	Big Ten / ACC Challenge	
DEC. 1	TEXAS A&M-CORPUS CHRISTI	7 p.m.
Dec. 4	at Arizona at Phoenix, Arizona	8 p.m.
Dec. 7	at Kansas at Chevrolet at United Center, Chicago	8 p.m.
DEC. 16	WESTERN ILLINOIS	3 p.m.
DEC. 18	ILLINOIS STATE	7 p.m.
Dec. 22	vs. Missouri at Salvus Center, Springfield	8 p.m.
DEC. 29	LOYOLA-CHICAGO	7 p.m.
JAN. 2	MINNESOTA	7 p.m.
JAN. 12	MICHIGAN	3:30 p.m.
JAN. 15	IOWA	8 p.m.
JAN. 23	WISCONSIN	7 p.m.
FEB. 3	MICHIGAN STATE	Noon
FEB. 9	PURDUE	4 p.m.
FEB. 20	PENN STATE	7 p.m.
FEB. 26 or 27	INDIANA	6 p.m. or 7 p.m.



All times are Central.  
Home games ALL CAPS.  
All times and dates subject to change.

## ILLINOIS NEWCOMERS



Think Orange. Wear Orange.  
[www.fightingillini.com](http://www.fightingillini.com)