



HARVARD UNIVERSITY.



LIBRARY

OF THE

MUSEUM OF COMPARATIVE ZOOLOGY.

26450

GIFT OF

Thomas Barbour.

December 12, 1905.

Ernst Mayr Library  
Museum of Comparative Zoology  
Harvard University



DEC 12 1905

26.452

ILLUSTRATIONS

OF THE

CONCHOLOGY

OF

GREAT BRITAIN AND IRELAND.

DRAWN FROM NATURE,

BY CAPTAIN THOMAS BROWN,

FELLOW OF THE ROYAL SOCIETY OF EDINBURGH, AND OF THE LINNEAN SOCIETY; MEMBER OF THE  
WEBNERIAN, KIRWANIAN, AND PHRENOLOGICAL SOCIETIES; HONORARY MEMBER OF THE  
LITERARY AND PHILOSOPHICAL SOCIETIES OF BOLTON AND WHITEHAVEN, &c.

---

PUBLISHED BY W. H. LIZARS, ENGRAVER, AND D. LIZARS, BOOKSELLER,  
EDINBURGH; AND S. HIGHLEY, BOOKSELLER,  
LONDON.

1827.



TO

HIS GRACE

**WALTER FRANCIS DUKE OF BUCCLEUCH**

**AND QUEENSBERRY,**

THE FOLLOWING WORK

IS INSCRIBED

BY THE

**AUTHOR.**

Q. 1  
52/12/21

11/11/21



## ADVERTISEMENT AND PROSPECTUS.

---

A FEW months ago, when the Publisher first announced the appearance of the Conchology of Great Britain and Ireland, he hoped to have been enabled to publish a System of the Conchology of these Islands ; but he has found it necessary to abandon this intention, and to confine the Letter-press merely to the Names and Synonyms of the Shells, and the Names of the Authors and their Works, by whom they have been described. The Names and Works of three of the most celebrated Authors are selected, with particular references to the volume and page where the descriptions occur. The Publisher can assure those who encourage the Work, that one Number will appear on the First of every Month, commencing 1st March, and continuing without interruption till the whole Twelve Numbers are completed.

---

### PROSPECTUS.

It is proposed to publish coloured Engravings of all the Shells known to be natives of Great Britain and Ireland.

- I.—Each Number will contain Four Plates, with the names and synonyms of the Shells, and the names of the Authors and their works where they are to be found described.
  - II.—The Plates will be printed on Elephant Quarto drawing-paper of the first quality, and the Figures coloured in the most careful manner from nature.
  - III.—The Work will consist of Twelve Numbers ; it will be published Monthly, commencing 1st March 1827 ; and will continue without interruption till the whole is completed.
  - IV.—The price of each Number to Subscribers will be 10s. 6d.
- 

### EDINBURGH :

Published by W. H. LIZARS, Engraver ; D. LIZARS, Bookseller, Edinburgh ;  
and S. HIGHLEY, Bookseller, London.

# REVISED

## ADDITIONAL

A very thorough and complete study of the subject of the history of the United States has been made by the author, and the result is a very interesting and valuable work. The author has taken into consideration the most recent and reliable authorities, and has given a full and complete account of the subject. The work is written in a clear and concise style, and is well adapted for use in schools and colleges. It is a very valuable addition to the literature of the subject.

1. The first part of the work is devoted to a general history of the United States, from the discovery of the continent to the present time. This part is written in a clear and concise style, and is well adapted for use in schools and colleges.
2. The second part of the work is devoted to a detailed history of the United States, from the discovery of the continent to the present time. This part is written in a clear and concise style, and is well adapted for use in schools and colleges.
3. The third part of the work is devoted to a detailed history of the United States, from the discovery of the continent to the present time. This part is written in a clear and concise style, and is well adapted for use in schools and colleges.

Published by W. H. Stevens, 100 Nassau Street, New York.

## P R E F A C E.

---

THE original intention of the Author in the publication of the following Work, was to give a Complete System of British and Irish Conchology, with figures of all the species hitherto discovered to inhabit the seas, shores, and districts of Great Britain and Ireland. Circumstances have, however, prevented him at present from the accomplishment of the descriptive part of his plan ; and he has now been enabled to give only the figures with synonyms. The letter-press, giving a Complete Natural History and Description of all the Species, will shortly appear, of a similar size with the Illustrations.

In pursuing this undertaking, the Author has omitted such species of British Authors as appeared to him to be exotic. In the *Cirrhipedes*, he was induced to admit the genera *Cineras* and *Otion* ; which he suspects have never been bred in our seas.

Every shell as far as possible has been drawn after nature, and generally from the largest and most beautiful specimens the Author could meet with. But some of the smaller species, whose existence rests on the authority of Walker and Adams, he has been obliged to copy from their works, and therefore does not hold himself responsible for their accuracy.

That this Work may always retain its place as a Complete System of British and Irish Testaceology, the Author intends from time to time to publish Supplementary Plates, with descriptions, as new discoveries are made ; and would therefore recommend, that, in binding the book, a few blank leaves should be inserted at the end, which may be cut out, so as to give place to additional plates.

The arrangement which the Author has adopted is principally that of Lamarck ; he has however found it necessary to introduce some of Dr Leach's Genera, and a few new ones of his own.

The Author cannot omit remarking how deeply indebted the British Conchologist, and himself in particular, are to the exertions of his friend General Richard Bingham of Melcombe, Dorsetshire, who has made so many new and interesting discoveries among the minute species. This gentleman has spared neither labour nor expence in his Conchological pursuits ; and the discoveries he has been able to make during only a few months' residence in Scotland, form no small inducement to such naturalists as have sufficient fortune and leisure, to apply themselves zealously to this sort of investigation.

## PREFACE.

It must also be observed, that various new shells have been discovered by W. C. Trevelyan, Esq. Junior, of Wallington, and Stewart Ker, Esq. of Greenock.

The Author's best thanks are also due to the following gentlemen for the profit he has reaped from a free access to their valuable cabinets; viz. Dr Leach, John Trevelyan, Esq. of Wallington, Northumberland; Dr Goodall, Provost of Eton College, George Lyons, Esq. of Tenby Wales, Thomas Allan, Esq. John Nicol Esq. James Gerard, Esq. and John Brown, Esq. surgeon in Edinburgh: and David Falconar, Esq. of Carlowrie.

And for his Irish information, the Author feels deeply indebted to Mr J. O'Kelly, Esq. and James Tardy, Esq. of Dublin, and Dr Macgee of Belfast. And his best thanks are due to William Bean, Esq. of Scarborough.

EDINBURGH,  
25th November 1827.

---

## ERRATA.

- Plate I. Fig. 5, Section of *Dentalium labiatum*.  
Fig. 10, for *trachiformis*, read *tracheiformis*.  
For Fig. 41, read 14.  
Fig. 38, 39, for *oblongum*, read *oblonga*.  
Fig. 37, for *heterocliticus*, read *heteroclitus*.
- Plate II. Fig. 4, for *contortus*, read *contorta*.
- Plate V. Fig. 17, *Cineras vittata*.
- Plate VI. Fig. 9, 10, for *Balanus Scoticus*, read *Balanus candidus*.
- Plate VII. Fig. 5 and 6,\* *Operculum of Balanus punctatus*.  
Fig. 9, *Balanus Cranchii*.  
Fig. 22, *Balanus Scoticus*.  
Fig. 23, *Balanus costatus*, var.  
Fig. 24, 25, 26, *Acasta Montagui*.  
Fig. 27, 29, for *caryophyllia*, read *caryophyllæa*.
- Plate IX. for fig. 6, read fig. 16.
- Plate XIX. Fig. 2, 3, 4, for *Cytheria*, read *Cytherea*.
- Plate XX. Fig. 15,\* *Clausina cassina*.  
Fig. 16,\* *Clausina verrucosa*.  
Fig. 17, inside of *Lasæa rubra*.
- Plate XXII. Fig. 4, for *tenuis*, read *tenue*.
- Plate XXXII. Fig. 3 and 4, for *glabris*, read *glaber*.
- Plate XXXVI. Fig. 14, 15, 16, 20, for *Sypho*, read *Sipho*.  
Fig. 14, 15, 16, for *striata*, read *striatus*.  
Fig. 20, for *radiata*, read *radiatus*.
- Plate XXXVIII. Fig. 39, 40, *Bulla lima*.—A new species. Found by Stewart Ker, Esq. at Greenock.
- Plate XLIII. for second fig. 9, read 7.  
Fig. 21, *Neritoides littoralis*.
- Plate XLIV. for lower fig. 7, read 10 as in plate.
- Plate XV. Fig. 27, 28, *Trochus exiguus*, *Mont. Test. Brit.* p. 277.
- Plate LII. Fig. 20, inside of *Orthocera recta*.  
Fig. 22, for *similitua*, read *semiletua*.

# SYSTEMATIC INDEX.

**DENTALIUM, Linne.**

1. gadus, . . . . .	Pl. 1, fig. 1
2. dentalis, . . . . .	2
3. labiatum, . . . . .	4, 5
4. entalis, . . . . .	7
5. striatum, . . . . .	8

**BROCHUS, Brown.**

1. tracheiformis, . . . . .	Pl. 1, fig. 10
2. annulatus, . . . . .	12
3. reticulatus, . . . . .	11
4. striatus, . . . . .	13
5. glabrus, . . . . .	3
6. lævis, . . . . .	6
7. arcuatus, . . . . .	9

**SPIROBIS, Lamarck.**

1. spirillum, . . . . .	Pl. 1, fig. 41, 42, 53, 54
2. minutus, . . . . .	51
3. nautiloides, . . . . .	45
4. heterostrophus, . . . . .	55
5. granulatus, . . . . .	47
6. corrugatus, . . . . .	46
7. corneus, . . . . .	43
8. lucidus, . . . . .	56, 60
9. conicus, . . . . .	58
10. reversus, . . . . .	52
11. annulus, . . . . .	44
12. heteroclitus, . . . . .	57
13. striatulus, . . . . .	59
14. carinatus, . . . . .	48

**CORNUOIDES, Brown.**

1. major, . . . . .	Pl. 1, fig. 49
2. minor, . . . . .	50

**LAGENA, Lamarck.**

1. perlucida, . . . . .	Pl. 1, fig. 29
2. urnæ, . . . . .	33
3. globosa, . . . . .	37
4. squamosa, . . . . .	32
5. retorta, . . . . .	34, 35
6. striata, . . . . .	36
7. lævis, . . . . .	40
8. marginata, . . . . .	30, 31
9. oblonga, . . . . .	38, 39

**RENOIDEA, Brown.**

1. glabra, . . . . .	Pl. 1, fig. 20, 21
2. marginata, . . . . .	25
3. rotundata, . . . . .	14, 15

**SERPULA, Linne.**

1. vermicularis, . . . . .	Pl. 2, fig. 2, 3
2. tubularia, . . . . .	9, 10
3. serrulata, . . . . .	8
4. contorta, . . . . .	4
5. spiralis, . . . . .	6
6. perversa, . . . . .	7

**VERMILIA, Lamarck.**

1. triquetra, . . . . .	Pl. 2, fig. 1, 5
-------------------------	------------------

**TEREDO, Linne.**

1. navalis, . . . . .	Pl. 3.
-----------------------	--------

**BALANUS, Bruguière.**

1. communis, . . . . .	Pl. 6, fig. 1
2. costatus, . . . . .	2, 3
	and pl. 7, fig. 23
3. ovularis, . . . . .	Pl. 6, fig. 4, 5
	and pl. 7, fig. 17
4. rugosus, . . . . .	Pl. 6, fig. 6
	and pl. 7, fig. 1, 4, 20
6. conoides, . . . . .	Pl. 6, fig. 7
7. candidus, . . . . .	8, 9, 10
8. Cranchii, . . . . .	Pl. 7, fig. 9, 10
9. spongicula, . . . . .	6
10. punctatus, . . . . .	Pl. 7, fig. 5, 6, 13
11. fistulosus, . . . . .	21
12. Scotica, . . . . .	22

**ADNA, Leach.**

1. Anglica, . . . . .	Pl. 7, fig. 27, 29
-----------------------	--------------------

**ACASTA, Leach.**

1. Montagui, . . . . .	Pl. 7, fig. 24, 25, 26
------------------------	------------------------

**CREUSIA, Leach.**

1. verruca, . . . . .	Pl. 7, fig. 30
-----------------------	----------------

**ANATIFA, Lamarck.**

1. lævis, . . . . .	Pl. 4, fig. 1, 2, 3, 4
2. dentata, . . . . .	5
3. striata, . . . . .	Pl. 5, fig. 1, 4, 5, 6
4. fascicularis, . . . . .	2
5. radula, . . . . .	3

**POLLICIPES, Leach.**

1. cornucopia, . . . . .	Pl. 5, fig. 11, 12
--------------------------	--------------------

**SCALPELLUM, Leach.**

1. vulgare, . . . . .	Pl. 5, fig. 7, 10
-----------------------	-------------------

**CINERAS, Leach.**

1. vittata, . . . . .	Pl. 5, fig. 16, 17, 18
2. aurita, . . . . .	19

**OTION, Leach.**

1. Blainvillii, . . . . .	Pl. 5, fig. 13, 15
---------------------------	--------------------

**PHOLAS, Linne.**

1. dactylus, . . . . .	Pl. 8, fig. 1, 3
2. callosa, . . . . .	5, 8
3. papyracea, . . . . .	4, 6, 7, 9
4. crispata, . . . . .	Pl. 9, 1, 2, 3, 4
5. candida, . . . . .	6, 10
6. parva, . . . . .	11, 12
7. sulcata, . . . . .	17, 18

**GASTROCHÆNA, Lamarck.**

1. modiolina, . . . . .	Pl. 9, fig. 13, 14
-------------------------	--------------------

**PHOLEOBIA, Leach.**

1. rugosa, . . . . .	Pl. 9, fig. 15
2. præcisâ, . . . . .	16

**SPENIA, Turton.**

1. Binghami, . . . . .	Pl. 14, fig. 16, 18
------------------------	---------------------

**MYA, Linne.**

1. arenaria, . . . . .	Pl. 10, fig. 1
2. truncata, . . . . .	2
3. decussata, . . . . .	3

**PANOPEA, Lamarck.**

1. glycimeris, . . . . .	Pl. 10,* fig. 1
--------------------------	-----------------

**ANATINA, Lamarck.**

1. declivis, . . . . .	Pl. 11, fig. 5
2. villosiuscula, . . . . .	6
3. bidentata, . . . . .	8, 9
4. convexa, . . . . .	3
5. ovalis, . . . . .	4
6. distorta, . . . . .	7

**CRENELLA, Brown.**

1. elliptica, . . . . .	Pl. 31, fig. 12, 14
-------------------------	---------------------

**MAGDALA, Leach.**

1. striata, . . . . .	Pl. 11, fig. 1, 2, 10
-----------------------	-----------------------

**HIATELLA, Brown.**

1. striata, . . . . .	Pl. 16, fig. 26, 27
-----------------------	---------------------

**LUTRARIA, Lamarck.**

1. solenoidea, . . . . .	Pl. 12, fig. 1
2. elliptica, . . . . .	2, 3
3. compressa, . . . . .	4

**SOLEN, Linne.**

1. minutus, . . . . .	Pl. 13, fig. 1
2. vagina, . . . . .	2
3. siliqua, . . . . .	3
4. pygmæus, . . . . .	4
5. antiquatus, . . . . .	6, 7
6. legumen, . . . . .	8, 9
7. ensis, . . . . .	10

**TRUTINA, Brown.**

1. solenoidea, . . . . .	Pl. 13, fig. 5
--------------------------	----------------

**LIGULA, Montagu.**

1. prætenuis, . . . . .	Pl. 14, fig. 1
2. tenuis, . . . . .	2
3. Boysii, . . . . .	8
4. prismatica, . . . . .	5
5. truncata, . . . . .	4

## INDEX.

- CORBULA, Bruguière.**  
1. nucleus, Pl. 14, fig. 6, 7, 8, 9
- PSAMMOBIA, Leach.**  
1. Ferroensis, Pl. 16, fig. 1, 2  
2. vespertina, - - - 3  
3. jugosa, - - - 4, 5, 6  
4. punctura, - - - 7
- TELLIMYA, Brown.**  
1. suborbicularis, Pl. 14, fig. 14, 15  
2. lacteus, - - - 10, 11  
3. tenuis, - - - 12, 13  
4. elliptica, - - - 19  
5. glabrum, - - - 20, 21  
6. substriata, Pl. 16, fig. 23
- MACTRA, Linne.**  
1. glauca, Pl. 15, fig. 1  
2. stultorum, - - - 2  
3. solida, - - - 3, 4  
4. elliptica, - - - 6  
5. striata, - - - 10  
6. triangulata, - - - 11, 12  
7. truncata, - - - 5  
8. subtruncata, - - - 7  
9. dealbata, - - - 8, 9
- MACTROIDEA, Brown.**  
1. triangularis, Pl. 16, fig. 25
- TELLINA, Linne.**  
1. depressa, Pl. 16, fig. 12  
2. punicea, - - - 13  
3. solidula, - - - 14  
4. striata, - - - 15  
5. donacina, - - - 16  
6. lineata, - - - 17  
7. fabula, - - - 18  
8. tenuis, - - - 19  
9. elliptica, - - - 20, 21  
10. pellucida, - - - 22
- ARCOPAGIA, Leach.**  
1. crassa, Pl. 16, fig. 8  
2. ovata, - - - 9, 10
- LUCINA, Bruguière.**  
1. lactea, Pl. 17, fig. 3  
2. undata, - - - 1, 2  
3. sinuata, - - - 4, 6  
4. flexuosa, - - - 5, 7  
5. radula, - - - 8, 9
- MYSIA, Leach.**  
1. rotundata, Pl. 17, fig. 11
- DONAX, Linne.**  
1. trunculus, Pl. 17, fig. 11  
2. complanata, - - - 10
- CRASSINA, Leach.**  
1. Danmoniensis, Pl. 18, fig. 1  
2. depressa, - - - 2  
3. Scotica, - - - 9  
4. elliptica, - - - 3  
5. compressa, - - - 4, 5  
6. obliqua, - - - 6
- CRASSINA.**  
7. convexiuscula, Pl. 18, fig. 7  
8. striata, - - - 8  
9. sulcata, - - - 10  
10. corrugata, Pl. 16, fig. 24
- CYCLAS, Bruguière.**  
1. cornea, Pl. 17, fig. 12  
2. lacustris, - - - 13  
3. obliqua, - - - 14  
4. calyculata, - - - 16  
5. pusilla, - - - 15
- LASÆA, Leach.**  
1. rubra, Pl. 20, fig. 18, 19
- CYPRINA, Lamarck.**  
1. Islandica, Pl. 17, 18, fig. 11  
and Pl. 19, fig. 1.
- CYTHEREA, Lamarck.**  
1. chione, Pl. 19, fig. 2  
2. minima, - - - 3  
3. minuta, - - - 4
- CLAUSINA, Brown.**  
1. reflexa, Pl. 19, fig. 12, 13  
2. cassina, - - - Pl. 20, fig. 15\*  
3. verrucosa, - - - 16\*  
4. fasciata, - - - 10
- VENUS, Linne.**  
1. decussata, Pl. 19, fig. 5, 6  
2. pullastra, - - - 7  
3. virginea, Pl. 20, fig. 6, 7, 8, 9  
4. perforans, - - - 10  
6. iris, - - - 9
- ORTYGINA, Leach.**  
1. subcordata, Pl. 19, fig. 14, 15  
2. gallina, Pl. 20, fig. 11  
3. sulcata, - - - 12  
4. costata, - - - 13  
5. rugosa, - - - 14  
6. spinifera, - - - 15, 16
- EXOLETA, Brown.**  
1. orbiculata, Pl. 20, fig. 2, 3, 19, 20  
2. lincta, - - - 4  
3. radula, - - - 1
- CARDIUM, Linne.**  
1. aculeatum, Pl. 21, fig. 1, 2, 3, 4, 5  
2. echinatum, - - - 6, 7, 8  
3. tuberculatum, - - - 9  
4. edule, Pl. 22, fig. 1, 2, 3, 5, 6, 7  
5. tenue, - - - 4  
6. zonatum, - - - 8  
7. exiguum, - - - 10  
8. discrepans, - - - 9  
9. lævigatum, Pl. 22, fig. 12, 13, 14, 15  
10. oblongum, - - - 16, 17  
11. fasciatum, - - - 11
- ISOCARDIA, Lamarck.**  
1. cor, Pl. 25 and 24
- ARCA, Linne.**  
1. Noæ, Pl. 25, fig. 1, 2, 3  
2. fusca, - - - 4, 5  
3. lactea, - - - 6  
4. barbata, - - - 7
- PECTUNCULUS, Lamarck.**  
1. glycimeris, Pl. 25, fig. 8, 9  
2. pilosus, - - - 10, 11
- NUCULA, Lamarck.**  
1. rostrata, Pl. 25, fig. 16  
2. oblonga, - - - 17  
3. minuta, - - - 18  
4. truncata, - - - 19  
5. margaritacea, - - - 12  
6. argentea, - - - 14, 15  
7. tenuis, - - - 13
- UNIO, Bruguière.**  
1. elongata, Pl. 26, fig. 1  
2. pictorum, - - - 2  
3. Batava, - - - 3  
4. ovata, - - - 4
- ANADONTA, Bruguière.**  
1. cygnea, Pl. 27, fig. 1, 3, 4  
and pl. 28, fig. 3  
2. anatina, Pl. 28, fig. 1, 2  
3. stagnalis, Pl. 27, fig. 2
- MODIOLA, Lamarck.**  
1. papuana, Pl. 29, fig. 1, 2, 3, 4  
2. radiata, - - - 5, 6  
3. Gibsii, - - - 7  
4. discrepans, - - - 8  
5. discors, - - - 10  
6. Prideauxiana, - - - 9
- MYTILUS, Linne.**  
1. edulis, Pl. 29, fig. 11  
2. pellucidus, - - - 13  
3. elegans, - - - 14, 15  
4. incurvatus, - - - 12  
5. crinatus, Pl. 31, fig. 1, 2
- PINNA, Linne.**  
1. ingens, Pl. 30, fig. 1  
2. elegans, - - - 2  
3. pectinata, - - - 3
- GALEOMMA, Turton.**  
1. Turtoni, Pl. 31, fig. 15, 16
- AVICULA, Lamarck.**  
1. Anglica, Pl. 31, fig. 3  
2. Atlantica, Pl. 10,\* fig. 6
- LIMA, Bruguière.**  
1. sulcata, Pl. 31, fig. 4, 5  
2. fragilis, - - - 6, 7  
3. vitrina, - - - 10, 11  
4. tenera, - - - 8, 9
- BINGHAMI, Brown.**  
1. paradoxus, Pl. 31, fig. 17, 18
- OSTREA, Linne.**  
1. edulis, Pl. 31, fig. 19

INDEX.

*PECTEN, Lamarck.*

1. maximus,	Pl. 32, fig. 1
2. sinuosus,	- - - 2
3. glaber,	- - - 3
4. similis,	- - - 5, 6
5. opercularis,	Pl. 33 fig. 1
6. lineatus,	- - - 2
7. Islandicus,	- - - 3
8. varius,	- - - 4
9. Jacobæus,	- - - 5
10. obsoletus,	- - - 6
11. lævis,	- - - 7
12. spinosus,	- - - 8
13. niveus,	Pl. 34, fig. 16, 17

*ANOMIA, Linne.*

1. ehippium,	Pl. 34, fig. 4
2. undulata,	- - - 1, 2, 3
3. squamula,	- - - 5
4. aculeata,	- - - 6
5. cymbiformis,	- - - 7, 8
6. pellucida,	Pl. 10,* fig 5

*DISCINA, Lamarck.*

1. ostreodes,	Pl. 34, fig. 9
	and pl. 37, fig. 21, 22

*TEREBRATULA, Bruguière.*

1. cranium,	Pl. 34, fig. 10, 11, 12
2. aurita,	- - - 13, 14, 15
3. psittacia,	Pl. 10,* fig. 2, 4

*CHITON, Linne.*

1. fascicularis,	Pl. 35, fig. 5, 8
2. crinitus,	- - - 7
3. discrepans,	- - - 20
4. lævigatus,	- - - 1, 15
5. latus,	- - - 16
6. lævis,	- - - 9, 10, 11
7. asellus,	- - - 14
8. ruber,	- - - 6, 13
9. achatinus,	- - - 4, 12
10. marginatus,	- - - 3

*PATELLA, Linne.*

1. vulgata,	Pl. 37, fig. 5, 12, 14, 15, 17
2. virginea,	- - - 1, 4, 6
3. clypeus,	- - - 9, 10
4. elongata,	- - - 2, 3
5. elliptica,	- - - 7
6. bimaculata,	- - - 8
7. pellucida,	- - - 11
8. cærulea.	- - - 13

*EMARGINULA, Bruguière.*

1. fissura,	Pl. 36, fig. 17, 19
2. rosea,	- - - 21, 22

*SIPHO, Brown.*

1. radiatus,	Pl. 36, fig. 20
2. striatus,	- - - 14, 15, 16

*FISSURELLA, Bruguière.*

1. Græca,	Pl. 36, fig. 10, 11
2. Zetlandica,	- - - 8, 9
3. marginata,	- - - 12, 13

*PILEOPSIS, Lamarck.*

1. Ungarica,	Pl. 37, fig. 19, 20
--------------	---------------------

*CALYPTRÆA, Lamarck.*

1. Sinense,	Pl. 37, fig. 16, 18
-------------	---------------------

*ANCYLUS, Geoffroi.*

1. fluviatilis,	Pl. 36, fig. 1, 4, 6
2. lacustris,	- - - 3, 5, 7

*BULLÆA, Lamarck.*

1. aperta,	Pl. 44, fig. 5, 7
2. catena,	Pl. 38, fig. 33, 34

*LAMELLARIA, Montagu.*

1. membranæcea,	Pl. 44, fig. 9
2. plumula,	- - - 14, 15

*BULLA, Linne.*

1. lignaria,	Pl. 38, fig. 23, 24
2. alba,	- - - 51, fig. 3
3. hydatis,	Pl. 38, fig. 29, 30
4. producta,	- - - 15, 16
5. striata,	- - - 41, 42
6. denticulata,	- - - 25, 26
7. emarginata,	- - - 21, 22
8. lima,	- - - 39, 40

*AKEREA, Brown.*

1. flexilis,	Pl. 38, 31, 32
--------------	----------------

*DIAPHANA, Brown.*

1. minuta,	Pl. 38, fig. 7, 8
2. pellucida,	- - - 10, 11
3. candida,	- - - 13, 14

*RETUSA, Brown.*

1. plicata,	Pl. 38, fig. 1, 2
2. discors,	- - - 3, 4
3. obtusa,	- - - 5, 6

*VITRINA, Lamarck.*

1. pellucida,	Pl. 40, fig. 6, 7, 12
2. membranæcea,	- - - 3, 4, 5
3. margaritæcea,	- - - 54, 55, 56

*HELIX, Linne.*

1. nemoralis,	Pl. 39, fig. 1, 2, 3, 7, 9, 10
2. aspersa,	- - - 5, 13, 17
3. pomatia,	- - - 12, 14
4. hortensis,	- - - 8, 11, 15, 19
5. arbutorum,	- - - 20, 21, 22
6. cantiana,	Pl. 40, fig. 15, 16, 17
7. virgata,	- - - 42, 43, 44
8. cingenda,	27, 28, 33, 35, 58
9. ericetorum,	- - - 21, 22, 23
10. rufescens,	- - - 19, 20, 41, 46
11. hispida,	- - - 8, 13
12. fusca,	- - - 25, 26
13. nitens,	- - - 59, 60
14. foetida,	- - - 48, 52
15. trochiformis,	- - - 2
16. spinulosa,	- - - 1
17. caperata,	- - - 32, 39
18. radiata,	- - - 18, 19, 24
19. umbilicata,	- - - 30, 31
20. Gibsii,	- - - 49, 50, 51

*CAROCOLLA, Lamarck.*

1. lapicida,	Pl. 40, fig. 9, 10, 11
2. elegans,	- - - 28

*PUPA, Lamarck.*

1. tridens,	Pl. 41, fig. 2
2. frumentum,	- - - 1
3. muscorum,	- - - 3
4. unidentata,	- - - 4
5. marginata,	- - - 5
6. bidentata,	- - - 6
7. labiata,	- - - 7
8. sexdentata,	- - - 8

*VERTIGO, Muller.*

1. pusilla,	Pl. 41, fig. 9
-------------	----------------

*CARYCHIUM, Muller.*

1. minimum,	Pl. 41, fig. 10
-------------	-----------------

*CLAUSILIA, Lamarck.*

1. papillaris,	Pl. 41, fig. 16
2. bidens,	- - - 12
3. biplicatus,	- - - 13
4. rugosa,	- - - 14
5. labiatus,	- - - 15
6. perversa,	- - - 11
7. plicatula,	- - - 17

*BULIMUS, Lamarck.*

1. obscurus,	Pl. 41, fig. 19
2. montanus.	Pl. 41, fig. 22
3. lubricus,	- - - 20
4. brevis,	- - - 21
5. acutus,	- - - 18
6. tuberculatus,	- - - 23
7. decollatus,	- - - 24
8. lineatus,	- - - 25
9. minutus,	- - - 26

*ACHATINA, Lamarck.*

1. alba,	Pl. 42, fig. 82
	Pl. 48, fig. 61

*SUCCINEA, Lamarck.*

1. oblonga,	Pl. 42, fig. 34, 35
2. amphibia,	- - - 41, 42

*CYCLOSTOMA, Lamarck.*

1. elegans,	Pl. 41, fig. 28
2. bistriatus,	- - - 29, 30

*PLANORBIS, Muller.*

1. corneus,	Pl. 41, fig. 31, 32
2. contortus,	- - - 33, 34
3. carinatus,	- - - 35, 36, 37, 38
4. marginatus,	- - - 39, 40, 41
5. spirorbis,	- - - 42, 43
6. vortex,	- - - 44, 45
7. imbricatus,	- - - 46, 47
8. fontanus,	- - - 48, 49
9. lacustris,	- - - 50, 51
10. albus,	- - - 52, 53

*PLANARIA, Brown.*

1. pellucida,	Pl. 51, fig. 53-55
2. alba,	- - - 48, 49

*PHYSA, Draparnaud.*

1. fontinalis,	Pl. 41, fig. 54, 55
2. fluviatilis,	- - - 83, 84
3. alba,	- - - 56, 57

## INDEX.

- PHYSA.**  
 4. *rivalis*, Pl. 14, fig. 58, 59  
 5. *hypnorum*, - - - 60, 61
- LYMNÆA, Bruguière.**  
 1. *rivalis*, Pl. 41, fig. 58, 59  
 2. *stagnalis*, 42, fig. 19, 20, 21, 33  
 3. *fragilis*, - - - 22, 23  
 4. *palustris*, pl. 42, fig. 4, 6, 7, 14, 15, 16, 17, 18, 33, 26  
 5. *auricularia*, 29, 30, 31, 32, 37  
 6. *ovata*, - - - 10, 11  
 7. *peregra*, - - - 8, 9, 36, 38  
 8. *limosa*, - - - 39, 40  
 9. *glutinosa*, - - - 27, 28  
 10. *lacustris*, - - - 24, 25  
 11. *elongatus*, - - - 1, 2  
 12. *fossaria*, - - - 3, 4, 12, 13
- LUTEA, Brown.**  
 1. *subpellucida*, Pl. 46, fig. 50, 51  
 2. *lacuna*, - - - 52, 53
- VALVATA, Muller.**  
 1. *piscinalis*, Pl. 42, fig. 62, 63, 64, 65  
 2. *cristata*, - - - 66, 67
- PALUDINA, Lamarck.**  
 1. *vivipara*, Pl. 42, fig. 68, 69  
 2. *achatina*, - - - 70, 71  
 3. *impura*, - - - 72, 73  
 4. *ventricosa*, - - - 74, 75
- AMPLEXIS, Brown.**  
 1. *paludosus*, Pl. 42, fig. 76, 77  
 2. *crenellus*, - - - 78, 79
- TROCHOIDEA, Brown.**  
 1. *terrestre*, Pl. 42, fig. 78, 79
- NERITINA, Lamarck.**  
 1. *fluviatilis*, Pl. 43, fig. 4, 5
- NERITOIDES, Brown.**  
 1. *littoralis*, Pl. 43, fig. 14, 15, 21, 22
- NERITA, Linne.**  
 1. *tuberosissima*, - - - 18, 20
- NATICA, Bruguière.**  
 1. *glaucina*, Pl. 43, fig. 1, 2, 8, 10  
 2. *canrena*, - - - 13, 16  
 3. *rufa*, - - - 3, 6  
 4. *glabrissima*, - - - 9, 12  
 5. *pallidula*, - - - 17, 19  
 6. *mammilla*, - - - 9, 11
- JANTHINA, Cuvier.**  
 1. *communis*, Pl. 51, fig. 1, 2
- SIGARETUS, Lamarck.**  
 1. *halioideois*, Pl. 44, fig. 1, 2  
 2. *flexilis*, - - - 3, 4
- GALERICULUM, Brown.**  
 1. *lævigatum*, Pl. 38, fig. 35, 38  
 2. *ovatum*, - - - 27, 28
- HALIOTIS, Linne.**  
 1. *tuberculata*, Pl. 36, fig. 2, 18
- TORNATELLA, Lamarck.**  
 1. *fasciata*, Pl. 51, fig. 4, 5
- JAMINIA, Bruguière.**  
 1. *plicata*, Pl. 51, fig. 10  
 2. *alba*, - - - 18  
 3. *denticulata*, - - - 6  
 4. *bidentata*, - - - 7  
 5. *longiuscula*, - - - 8  
 6. *hyalina*, - - - 9  
 7. *quinquidens*, - - - 11  
 8. *unidentata*, pl. 50, fig. 34, 35  
 9. *interstincta*, - - - 10  
 10. *obtusa*, - - - 38
- SCALARIA, Lamarck.**  
 1. *communis*, Pl. 51, fig. 13  
 2. *clathratulus*, - - - 12
- DELPHINOIDEA, Brown.**  
 1. *unispiralis*, Pl. 51, fig. 32, 33  
 2. *globosa*, - - - 34, 37  
 3. *depressa*, - - - 35, 36  
 4. *serpuloides*, - - - 40, 41  
 5. *nitidissima*, - - - 42, 44  
 6. *coarctata*, - - - 43, 51  
 7. *resupinata*, - - - 45, 47  
 8. *bicolor*, - - - 50, 51  
 9. *tubulata*, - - - 46  
 10. *reticulata*, - - - 38, 39
- TROCHUS, Linne.**  
 1. *magus*, Pl. 45, fig. 12, 15  
 2. *umbilicatus*, - - - 9, 11  
 3. *tumidus*, - - - 2, 3  
 4. *cinerarius*, - - - 5, 8  
 5. *lineatus*, - - - 10  
 6. *littoralis*, - - - 1, 4  
 7. *zizyphinus*, 16, 17, 18, 19, 21, 22, 29  
 8. *discrepans*, - - - 20, 23  
 9. *crassus*, - - - 6, 7  
 10. *papillosus*, - - - 13, 14  
 11. *erythroleucos*, - - - 25, 26  
 12. *exiguus*, - - - 27, 28  
 13. *subcarinatus*, pl. 51, fig. 16, 17
- TURBO, Linne.**  
 1. *striatulus*, Pl. 46, fig. 33, 34  
 2. *quadrifasciatus*, - - - 35  
 3. *littoreus*, Pl. 46, fig. 1, 9  
 4. *rudis*, - - - 10, 14, 25  
 5. *jugosus*, - - - 15, 16  
 6. *tenebrosus*, - - - 18, 19  
 7. *labiatus*, - - - 20, 21  
 8. *dispar*, - - - 22  
 9. *petraeus*, - - - 17  
 10. *neritiformis*, - - - 24  
 11. *ziczac*, - - - 26, 27  
 12. *aureus*, - - - 32  
 13. *fabulis*, - - - 38, 39  
 14. *carneus*, - - - 36, 37  
 15. *margarita*, - - - 28, 29  
 16. *olivaceus*, - - - 30, 31
- PYRAMIS, Brown.**  
 1. *semicostatus*, Pl. 50, fig. 1, 2  
 2. *semistriatus*, - - - 3  
 3. *calythiscus*, - - - 4
- PYRAMIS.**  
 4. *maculatus*, Pl. 50, fig. 5, 6  
 5. *disjunctus*, - - - 7  
 6. *strigatus*, - - - 8  
 7. *arenaria*, - - - 12  
 8. *subrufus*, - - - 13  
 9. *ulvæ*, - - - 9, 14, 15, 41  
 10. *albulus*, - - - 16, 19  
 11. *ruber*, - - - 17  
 12. *turriculus*, - - - 18  
 13. *Adamsii*, - - - 20  
 14. *striatus*, - - - 22  
 15. *labiosus*, - - - 23, 24  
 16. *nivosus*, - - - 25, 26  
 17. *obtusus*, - - - 27, 28  
 18. *Binghami*, - - - 29  
 19. *reticulatus*, - - - 30  
 20. *candidus*, - - - 31  
 21. *discors*, - - - 32  
 22. *acutissimus*, - - - 36  
 23. *glabrus*, - - - 37  
 24. *Lamarckii*, - - - 39  
 25. *spiralis*, - - - 40  
 26. *approximus*, - - - 42  
 27. *punctura*, - - - 43  
 28. *subumbilicatus*, - - - 44  
 29. *interruptus*, - - - 45  
 30. *unicus*, - - - 46, 48  
 31. *indistinctus*, - - - 47  
 32. *subtruncatus*, - - - 49, 50  
 33. *lævis*, - - - 51, 52  
 34. *crenatus*, - - - 53  
 35. *nitidissimus*, - - - 54  
 36. *parvus*, - - - 55, 56  
 37. *decussatus*, - - - 57  
 38. *lacteus*, - - - 58  
 39. *politus*, - - - 59, 60  
 40. *elegantissimus*, - - - 61  
 41. *subarcuatus*, - - - 62  
 42. *pyramidillus*, - - - 63  
 43. *subulatus*, - - - 64, 65  
 44. *spirolinus*, - - - 66  
 45. *carinatus*, - - - 67  
 46. *coniferus*, - - - 68  
 47. *sulcatus*, - - - 69  
 48. *discrepans*, - - - 70, 71  
 49. *fuscatus*, - - - 72  
 50. *cingillus*, - - - 73  
 51. *costatus*, - - - 74  
 52. *albus*, - - - 75  
 53. *crystallinus*, - - - 76  
 54. *nidens*, - - - 77  
 55. *Bryereus*, - - - 78  
 56. *Zetlandicus*, - - - 79  
 57. *denticulatus*, - - - 80  
 58. *vitreus*, - - - 81, 82  
 59. *graphicus*, - - - 83  
 60. *cimex*, pl. 51, fig. 21, 22  
 61. *labiosus*, - - - 19  
 62. *similis*, - - - 20  
 63. *pallidus*, - - - 24  
 64. *retiformis*, - - - 23  
 65. *pullus*, - - - 25  
 66. *ventrosus*, - - - 27, 59  
 67. *Sandvicensis*, - - - 26  
 68. *unifasciatus*, - - - 28  
 69. *vittatus*, - - - 29



INDEX.

v

**PYRAMIS.**  
 70. trifasciatus, Pl. 51, fig. 30  
 71. truncatus, - - - 31

**PHASIANELLA, Lamarck.**  
 1. corneus, Pl. 46, fig. 47  
 2. stylifera, - - - 40, 41  
 3. pullus, - - - 42  
 4. crassior, - - - 43  
 5. bifasciata, - - - 44, 45  
 6. vinctus, - - - 46  
 7. canalis, - - - 48  
 8. striatus, - - - 49  
 9. fasciata, - - - 54  
 10. scriptus, pl. 50, fig. 21

**TURRITELLA, Lamarck.**  
 1. terebra, Pl. 51, fig. 56  
 2. minor, - - - 57, 58

**CERITHIUM, Bruguière.**  
 1. costatum, Pl. 48, fig. 26  
 2. minutum, - - - 27  
 3. reticulatum, - - - 63  
 4. adversum, - - - 64  
 5. tuberculatum, - - - 66

**PLEUROTOMA, Bruguière.**  
 1. sinuosa, Pl. 48, fig. 40  
 2. reticulata, - - - 29, 30

**FUSUS, Bruguière.**  
 1. carinatus, Pl. 48, fig. 31, 33  
 2. purpureus, - - - 25  
 3. turriculus, - - - 51, 52  
 4. lineatus, - - - 1, 2  
 5. Cranchii, - - - 5  
 6. costatus, - - - 45, 46  
 7. rufus, - - - 47, 48  
 8. minutus, - - - 18, 24  
 9. punctatus, - - - 56, 57  
 10. gyrinus, - - - 12, 13  
 11. accinctus, - - - 14, 15  
 12. fasciatus, - - - 41, 42  
 13. linearis, - - - 22, 23  
 14. proximus, - - - 40  
 15. attenuatus, - - - 37, 38  
 16. gracilis, - - - 16, 17  
 17. nebula, - - - 10  
 18. septangularis, - - - 11  
 19. crassus, - - - 8, 9  
 20. discrepans, - - - 49, 50

**FUSUS.**  
 21. fuscus, Pl. 48, fig. 3, 4  
 22. castaneus, - - - 43, 44  
 23. discors, - - - 6, 7  
 24. decussatus, - - - 53, 55  
 25. minimus, - - - 25, 36  
 26. brevis, - - - 34  
 27. pyramidatus, - - - 19, 20  
 28. subnigris, - - - 48, 59  
 29. albus, - - - 62  
 30. pictus, - - - 65  
 31. Bamffius, pl. 47, fig. 1, 4  
 32. asperrimus, - - - 2  
 33. elegans, - - - 3  
 34. corneus, - - - 7, 9, 11, 12  
 35. antiquus, - - - 8  
 36. subantiquatus, - - - 10, 13

**MUREX, Linne.**  
 1. muricatus, Pl. 48, fig. 2, 8  
 2. craticulatus, - - - 60  
 3. erinaceus, pl. 47, fig. 5, 6

**ROSTELLARIA, Lamarck.**  
 1. Pes-Pelecani, Pl. 48, fig. 21, 39

**CASSIDARIA, Lamarck.**  
 1. læve, Pl. 49, fig. 1  
 2. minuta, - - - 2  
 3. obtusa, - - - 3

**PURPURA, Lamarck.**  
 1. lapillus, Pl. 49, fig. 4-7

**BUCCINUM, Linne.**  
 1. undatum, Pl. 49, fig. 8, 9, 10  
 2. Anglicanum, - - - 11  
 3. glaciale, - - - 12, 13  
 4. Humphreysianum, - - - 14  
 5. ovum, - - - 15  
 6. breve, - - - 16, 17  
 7. obtusulum, - - - 18  
 8. hepaticum, - - - 19  
 9. ambiguum, - - - 20, 21  
 10. reticulatum, - - - 22  
 11. macula, - - - 23  
 12. varicosum, - - - 24  
 13. minimum, - - - 25  
 14. Bryerium, - - - 26

**COLUMBELLA, Lamarck.**  
 1. lævis, Pl. 51, fig. 15

**MARGINELLA, Lamarck.**  
 1. catenata, Pl. 51, fig. 14

**VOLVARIA, Lamarck.**  
 1. umbilicata, Pl. 38, fig. 9  
 2. Regulbiensis, - - - 12  
 3. retusa, - - - 17, 18  
 4. subcylindrica, - - - 19, 20  
 5. cylindrica, - - - 36, 37  
 6. alba, - - - 43, 44  
 7. pellucida, - - - 45, 46

**OVULA, Bruguière.**  
 1. patula, Pl. 44, fig. 11, 13

**CYPRÆA, Linne.**  
 1. Europea, Pl. 44, fig. 6, 8, 10, 12

**ORTHOcera, Lamarck.**  
 1. recta, Pl. 52, fig. 16, 19, 20  
 2. radícula, - - - 25, 28  
 3. subarcuata, - - - 18  
 4. jugosa, - - - 13  
 5. costata, - - - 17, 24  
 6. legumen, - - - 21, 23  
 7. spinulosa, - - - 26  
 8. linearis, - - - 14, 15

**SPIROLINA, Lamarck.**  
 1. semilitua, Pl. 52, fig. 22

**NAUTILUS, Linne.**  
 1. Becarii, Pl. 52, fig. 11, 12  
 2. lævigatulus, - - - 9, 10  
 3. crispus, - - - 6  
 4. calcar, - - - 1, 2  
 5. depressulus, - - - 3  
 6. umbilicatulus, - - - 8  
 7. crassulus, - - - 5  
 8. inflatus, - - - 4  
 9. carinatulus, - - - 7

**MILIOLA, Lamarck.**  
 1. minuta, Pl. 1, fig. 18, 19  
 2. lactea, - - - 28  
 3. striata, - - - 27  
 4. bicornis, - - - 24  
 5. perforata, - - - 26  
 6. elliptica, - - - 23  
 7. concentrica, - - - 22

1911年11月13日

## PLATE I.

### Fig. 1. DENTALIUM GADUS.

DENTALIUM gadus, *Mont. Test. Brit.* p. 496, pl. 14, fig. 7.—*Linn. Trans.* viii. p. 238.

### Fig. 2. DENTALIUM DENTALIS.

DENTALIUM dentalis, *Linn. Trans.* viii. p. 237.

Dentalium striatum, *Mon. Test. Brit.* p. 433.

### Fig. 4. DENTALIUM LABIATUM.

DENTALIUM labiatum, *Brown's MSS.*—A new species. Found by me in Lough Strangford, Ireland.—In Lady Jardine's Cabinet.

### Fig. 7. DENTALIUM ENTALIS.

DENTALIUM entalis, *Mont. Test. Brit.* p. 494.—*Mat. and Rack. in Linn. Trans.* viii. p. 237.

### Fig. 8. DENTALIUM STRIATUM.

DENTALIUM striatum, *Brown's MSS.*—A new species. Found by me at Holy Island, coast of Northumberland.—In Lady Jardine's Cabinet.

### Fig. 10. BROCHUS TRACHIFORMIS.

BROCHUS trachiformis, *Brown's MSS.*

Dentalium trachea, *Mont. Test. Brit.* p. 497.

### Fig. 12. BROCHUS ANNULATUS.

BROCHUS annulatus, *Brown's MSS.*—A new species. Found by me in Lough Strangford.—In Lady Jardine's Cabinet.

### Fig. 11. BROCHUS RETICULATUS.

BROCHUS reticulatus, *Brown's MSS.*—A new species. Found by me at Killough, County of Down, Ireland.—In Lady Jardine's Cabinet.

### Fig. 13. BROCHUS STRIATUS.

BROCHUS striatus, *Brown's MSS.*—A new species. Found at Dunbar by General Bingham.—In his Cabinet.

### Fig. 3. BROCHUS GLABRUS.

BROCHUS glabrus, *Brown's MSS.*

Dentalium glabrum, *Mont. Test. Brit.* p. 497.

### Fig. 6. BROCHUS LÆVIS.

BROCHUS lævis, *Brown's MSS.*

Dentalium imperforatum, *Mont. Test. Brit.* p. 496.—*Adam's Mic.* pl. 14, fig. 8.

### Fig. 9. BROCHUS ARCUATUS.

BROCHUS arcuatus, *Brown's MSS.*—A new species. Found in sand from Bear Haven, Bantry Bay, Ireland, by General Bingham, and in his Cabinet.

### Fig. 41, 42. SPIRORBIS SPIRILLUM.

SPIRORBIS spirillum, *Lam. Syst.* v. p. 359.

Serpula spirillum, *Mont. Test. Brit.* p. 499.

### Fig. 53, 54. SPIRORBIS SPIRILLUM.

SPIRORBIS spirillum, *Fleming in Edin. Ency.* vii. p. 68.—*Mont. Test. Brit.* p. 499.

Fig. 51. SPIRORBIS MINUTUS.

SPIRORBIS minutus, *Fleming in Edin. Ency.* vii. p. 68, pl. 205, fig. 2.—*Mont. Test. Brit.* p. 505.

Fig. 45. SPIRORBIS NAUTILOIDES.

SPIRORBIS nautiloides, *Lam. Syst.* v. p. 359.  
*Serpula spirorbis*, *Mont. Test. Brit.* p. 498.

Fig. 55. SPIRORBIS HETEROSTROPHUS.

SPIRORBIS heterostrophus, *Fleming in Edin. Ency.* vii. p. 68, pl. 205, fig. 1.  
*Serpula heterostropha*, *Mont. Test. Brit.* p. 503.

Fig. 47. SPIRORBIS GRANULATUS.

SPIRORBIS granulatus, *Fleming in Edin. Ency.* vii. p. 68.  
*Serpula granulata*, *Mont. Test. Brit.* p. 500.

Fig. 46. SPIRORBIS CORRUGATUS.

SPIRORBIS corrugatus, *Fleming in Edin. Ency.* vii. p. 68.—*Mont. Test. Brit.* p. 502.

Fig. 43. SPIRORBIS CORNEUS.

SPIRORBIS corneus, *Fleming in Edin. Ency.* vii. p. 68.—*Mont. Test. Brit.* p. 503.

Fig. 56, 60. SPIRORBIS LUCIDUS.

SPIRORBIS lucidus, *Fleming in Edin. Ency.* vii. p. 69, pl. 208, fig. 4.  
*Serpula lucida*, *Mont. Test. Brit.* p. 506.

Fig. 58. SPIRORBIS CONICUS.

SPIRORBIS conicus, *Fleming in Edin. Ency.* vii. p. 68, pl. 205, fig. 3.—A new species. Discovered by the Rev. Dr Fleming adhering to old shells in Zetland.

Fig. 52. SPIRORBIS REVERSUS.

SPIRORBIS reversus, *Fleming in Edin. Ency.* vii. p. 69.  
*Serpula reversa*, *Mont. Test. Brit.* p. 503.

Fig. 44. SPIRORBIS ANNULUS.

SPIRORBIS annulus, *Brown's MSS.*—A new species. Found by me adhering to an oyster from Prestonpans, East Lothian.—In Lady Jardine's Cabinet.

Fig. 57. SPIRORBIS HETEROCLITICUS.

SPIRORBIS heterocliticus, *Brown's MSS.*—A new species. Found by my friend General Bingham, adhering to a root of Algæ at Dunbar.

Fig. 59. SPIRORBIS STRIATULUS.

SPIRORBIS striatulus, *Brown's MSS.*—A new species. Found by General Bingham at Dunbar.

Fig. 48. SPIRORBIS CARINATUS.

SPIRORBIS carinatus, *Fleming in Edin. Ency.* vii. p. 68, pl. 204, fig. 13.  
*Serpula carinata*, *Mont. Test. Brit.* p. 502.

Fig. 49. CORNUOIDES MAJOR.

CORNUOIDES major, *Brown's MSS.*  
*Serpula recta*, *Walker Test. Min. Rar.* pl. 1, fig. 14.—*Fleming in Edin. Ency.* vii. pl. 205, fig. 8.

PLATE I. Continued.

Fig. 50. CORNUOIDES MINOR.

CORNUOIDES minor, *Brown's MSS.*

Serpula recta, *Walker Test. Min. Rar.* pl. 1, fig. 12.—*Fleming in Edin. Ency.* vii. pl. 205, fig. 9.

Fig. 29. LAGENA PERLUCIDA.

LAGENA perlucida, *Fleming in Edin. Ency.* vii. p. 68, pl. 204, fig. 11.

Vermiculum perlucidum, *Mont. Test. Brit.* p. 525, pl. 14, fig. 3.

Fig. 33. LAGENA URNÆ.

LAGENA urnæ, *Fleming in Edin. Ency.* vii. p. 68.

Vermiculum urnæ, *Mont. Test. Brit.* p. 525, pl. 14, fig. 1.

Fig. 37. LAGENA GLOBOSA.

LAGENA globosa, *Fleming in Edin. Ency.* vii. p. 68, pl. 504, fig. 10.

Vermiculum globosum, *Mont. Test. Brit.* p. 523.

Fig. 32. LAGENA SQUAMOSA.

LAGENA squamosa, *Fleming in Edin. Ency.* vii. p. 68.

Vermiculum squamosum, *Mont. Test. Brit.* p. 526, pl. 14, fig. 2.

Fig. 34, 35. LAGENA RETORTA.

LAGENA retorta, *Fleming in Edin. Ency.* vii. p. 68.

Vermiculum retortum, *Mont. Test. Brit.* p. 524.

Fig. 36. LAGENA STRIATA.

LAGENA striata, *Fleming in Edin. Ency.* vii. p. 68.

Vermiculum striatum, *Mont. Test. Brit.* p. 523.

Fig. 40. LAGENA LÆVIS.

LAGENA lævis, *Fleming in Edin. Ency.* vii. p. 68.

Vermiculum læve, *Mont. Test. Brit.* p. 524.

Fig. 30, 31. LAGENA MARGINATA.

LAGENA marginata, *Fleming in Edin. Ency.* vii. p. 68.

Vermiculum marginatum, *Mont. Test. Brit.* p. 524.

Fig. 38, 39. LAGENA OBLONGUM.

LAGENA oblongum, *Brown's MSS.*

Vermiculum oblongum, *Mont. Test. Brit.* p. 522, pl. 14, fig. 9.

Fig. 18, 19. MILIOLA MINUTA.

MILIOLA minuta, *Brown's MSS.*—A new species. Found at Dunbar by General Bingham.

Fig. 28. MILIOLA LACTEA.

MILIOLA lactea, *Fleming in Edin. Ency.* vii. pl. 205, fig. 11.

Serpula lactea, *Adams' Micr.* pl. 14, fig. 4.

Fig. 27. MILIOLA STRIATA.

MILIOLA striata, *Brown's MSS.*—A new species. Found by General Bingham at Belton Sands.

**Fig. 24. MILIOLA BICORNIS.**

*MILIOLA bicornis*, *Fleming in Edin. Ency.* vii. p. 86.  
*Serpula bicornis*, *Adams' Micr.* pl. 14, fig. 2.

**Fig. 26. MILIOLA PERFORATA.**

*MILIOLA perforata*, *Fleming in Edin. Ency.* vii. p. 87.  
*Vermiculum perforatum*, *Mont. Test. Brit.* p. 519.—*Adams' Micr.* pl. 14, fig. 3.

**Fig. 23. MILIOLA ELLIPTICA.**

*MILIOLA elliptica*, *Brown's MSS.*—A new species. Found at Dunbar by General Bingham.

**Fig. 22. MILIOLA CONCENTRICA.**

*MILIOLA concentrica*, *Brown's MSS.*—A new species. Found at Dunbar by General Bingham.

**Fig. 14, 15. RENOIDEA ROTUNDATA.**

*RENOIDEA rotundata*, *Brown's MSS.*—A new species. Found at Dunbar by General Bingham.

**Fig. 16, 17. RENOIDEA OBLONGA.**

*RENOIDEA oblonga*, *Brown's MSS.*—A new species. Found at Tenby by George Lyons, Esq.

**Fig. 20, 21. RENOIDEA GLABRA.**

*RENOIDEA glabra*, *Brown's MSS.*—A new species. Found at Dunbar by General Bingham.

**Fig. 25. RENOIDEA MARGINATA.**

*RENOIDEA marginata*, *Brown's MSS.*  
*Vermiculum marginatum*, *Mont. Test. Brit.* p. 524.—*Walker's Test. Min. Rar.* pl. 1, fig. 17.



Drawn by Cap. Brown.

Engraved by W.H. Lizars & Edinburgh.





## PLATE II.

### Fig. 1, 5. VERMILIA TRIQUETRA.

VERMILIA triquetra, *Lam. Syst.* v. p. 369.

Serpula triquetra, *Mont. Test. Brit.* p. 511.—*Linn. Trans.* viii. p. 244.

### Fig. 2, 3. SERPULA VERMICULARIS.

SERPULA vermicularis, *Lam. Syst.* v. p. 362.—*Mont. Test. Brit.* p. 509.—*Brown in Ency. Brit.* vi. p. 468.

### Fig. 9, 10. SERPULA TUBULARIA.

SERPULA tubularia, *Mont. Test. Brit.* p. 513.—*Fleming in Edin. Ency.* vii. p. 67, pl. 204, fig. 9.—*Brown in Ency. Brit.* vi. p. 468.

### Fig. 6. SERPULA SERRULATA.

SERPULA serrulata, *Fleming in Edin. Ency.* vii. p. 67, pl. 204, fig. 8.

This new species was discovered by Dr Fleming, adhering to stones brought from deep water off the coast of Zealand.

### Fig. 4. SERPULA CONTORTUS.

SERPULA contortus, *Brown's MSS.*—A new shell. Found by General Bingham at Dunbar, and in his Cabinet.


### Fig. 6. SERPULA SPIRALIS.

SERPULA spiralis, *Brown's MSS.*—A new species, found at Dunbar by General Bingham, and in his Cabinet.

### Fig. 7. SERPULA PERVERSA.

SERPULA perversa, *Brown's MSS.*—A new species, found at Dunbar by General Bingham, and in his Cabinet.





Drawn by Cap<sup>m</sup> Brown

Engraved by W.H. Lusk & J. Smith, Jr.



### PLATE III.

#### TEREDO NAVALIS.

TEREDO navalis, *Lam. Syst.* v. p. 440.—*Mont. Test. Brit.* p. 527.—*Donov. Brit. Sh.* pl. 145.—*Mat. and Rack. in Lin. Tr.* viii. p. 449.

This shell was long considered by naturalists as a simple tube ; but it has since been discovered that, at the smaller end, it has two minute valves, which are attached to the head of the animal, and are of a hemispheric form, somewhat projecting in front, pointed and longitudinally striated.

This species is well known to mariners by the name of the Ship-Worm, from its burrowing in the bottoms of ships, and other timber which remains any length of time under water. This destructive animal was first introduced by vessels from tropical climates, and has now become naturalized to our temperate region ; and is common in Plymouth dock, and the East and West India docks on the Thames. Piles of the hardest oak seldom last more than four or five years in places where this shell inhabits.









## PLATE IV.

### Fig. 1, 2, 3, 4. ANATIFA LÆVIS.

ANATIFA lævis, *Lam. Syst.* v. p. 404.

*Lepas anatifera*, *Mat. and Rack. Lin. Tr.* viii. p. 28.—*Donov. Brit. Sh.* pl. 7.—*Pennant, Brit. Zool.* iv. pl. 38, fig. 9.  
—*Mont. Test. Brit.* p. 15.

*Pentalasmis anatifera*, *Leach, MSS.*

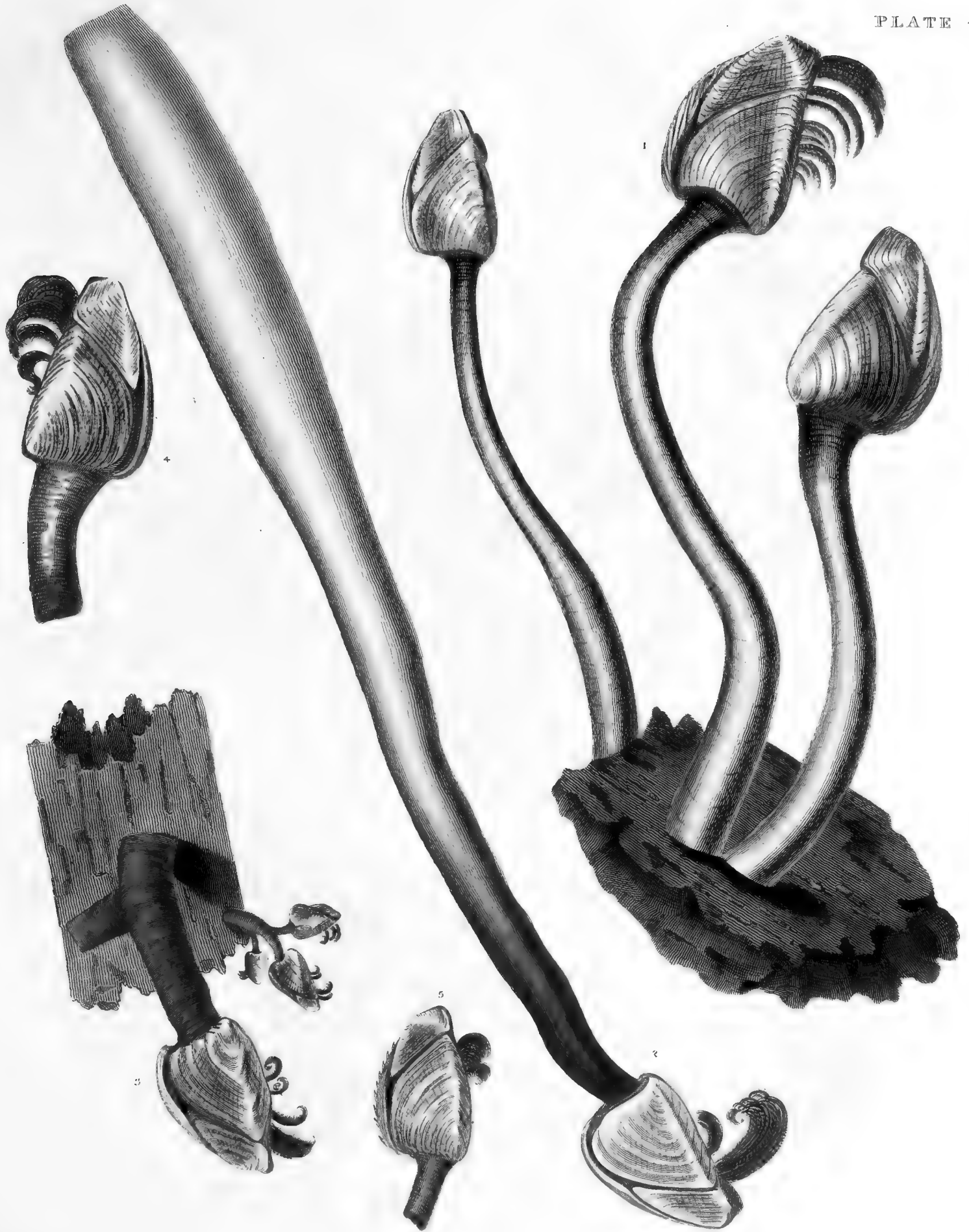
Fig. 2 and 4, the more usual form. Fig. 1, more dilated, and the dorsal piece appearing as if jointed. It is Turton's var. A. Fig. 2 is remarkable for the length of the peduncle, and being of a deep scarlet colour. It is in the cabinet of Thomas Hancock, Esq. of Newcastle. Fig. 3 is a rare variety, with the larger valves more dilated than usual, and with strong striæ, also in the cabinet of Mr Hancock, and in Lady Jardine's Cabinet.

### Fig. 5. ANATIFA DENTATA.

ANATIFA dentata, *Lam. Syst.* v. p. 405.—*Brug. Dict.* No. 3.

*Lepas dentata*, *Dillw. Cat.* p. 32.—In Lady Jardine's Cabinet.







## PLATE V.

### Fig. 1, 4, 5, 6. ANATIFA STRIATA.

ANATIFA striata, Fig. 1, Variety *a*, *Lam. Syst.* v. p. 405.

Lepas Anserifera.—*Brown in Ency. Brit. Art. Con.* p. 403.—*Mont. Test. Brit.* p. 16.

Anatifa striata, Fig. 4, Variety *b*.—*Lepas sulcata*.—*Mont. Test. Brit.* p. 17. pl. 1, fig. 6.

Anatifa striata, Fig. 5, 6, Variety *c*, *Wood's Gen. Con.* p. 164, pl. 10, fig. 5.—*Leach in Sup. Ency. Brit.* pl. 57.

### Fig. 2. ANATIFA FASCICULARIA.

ANATIFA fascicularia, *Brown's MSS.*

Anatifa Vitrea, *Lam. Syst.* v. p. 405.—Variety, *Leach's MSS.* Pentelasmis Elisie.

Lepas fascicularis, *Mont. Test. Brit.* p. 557.—*Brown in Ency. Brit.* vi. p. 404.

### Fig. 3. ANATIFA RADULA.

ANATIFA radula, *Brown's MSS.*

Pentelasmis, *Leach's MSS.*—A new species, in British Museum.

Lepas dentata, *Brown in Ency. Brit.* vi. p. 404.

### Fig. 7, 8, 9, 10. SCALPELLUM VULGARE.

SCALPELLUM vulgare, Fig. 7, Variety *a*, *Leach in Sup. Ency. Brit.* pl. 57, and *MSS.*

Pollicipes scalpellum, *Lam. Syst.* v. p. 407.

Lepas scalpellum, *Mont. Test. Brit.* p. 18, pl. 1, fr. 4.—*Brown in Ency. Brit.* vi. p. 403.

Scalpellum vulgare, Fig. 8, Variety *b*, *Mont. Test. Brit.* p. 18, pl. 1, fig. 4.

Scalpellum vulgare, Fig. 9, Variety *c*, *Lady Jardine's Cabinet.*

Scalpellum vulgare, Fig. 10, Variety *d*, *Donov. Brit. Sh.* pl. 166, fig. 1.

### Fig. 11, 12. POLLICIPES CORNUCOPIA.

POLLICIPES cornucopia, Fig. 11, Variety *a*, *Lam.* v. p. 406.—*Leach Cirrip. Ency. Brit. Sup.* pl. 57.

Lepas pollicipes, *Mont. Test. Brit. Sup.* p. 6, pl. 28, fig. 5.—*Brown in Ency. Brit.* vi. p. 403.

Pollicipes cornucopia, Fig. 12, Variety *b*, *Mont. Test. Brit. Sup.* p. 6, pl. 28, fr. 5.

### Fig. 16, 18. CINERAS VITTATA.

CINERAS vittata, Variety *a*, *Leach in Sup. Ency. Brit. Cirripedes*, pl. 57, fig. 1.—*Lam.* v. p. 408.

Lepas vittata, *Brown in Ency. Brit.* vi. p. 404.

Cineras vittata, Fig. 17, Variety *b*, *Brown's MSS.*

Lepas membranacea, *Mont. Test. Brit. Sup.* p. 164.—*Mont. in Lin. Tr.* xi. p. 182, pl. 12, fig. 2.

### Fig. 19. CINERAS AURITA.

CINERAS aurita, *Brown's MSS.*—A new species, found at Plymouth.

Lepas aurita, *Brown in Ency. Brit.* vi. p. 404.

### Fig. 13. OTION BLAINVILLII.

OTION Blainvillii, Variety *a*, *Leach in Ency. Brit. Sup. Cirripedes*, pl. 57, fig. 3.—*Lam. Syst.* v. p. 410.

Lepas Blainvillii, *Brown in Ency. Brit.* vi. p. 404.

### Fig. 14, 15. OTION BLAINVILLII.

OTION Blainvillii, Variety *b*, *Lepas Cornuta*, *Mont. in Lin. Tr.* xi. p. 179, pl. 12, fig. 1.









## PLATE VI.

### Fig. 1. BALANUS COMMUNIS.

BALANUS communis, *Mont. Test. Brit.* p. 6.

Lepas balanus, *Donov. Brit. Sh.* pl. 30, fig. 1.—*Mat. and Rack. in Lin. Tr.* viii. p. 23.

### Fig. 2 and 3. BALANUS COSTATUS.

BALANUS costatus, *Mont. Test. Brit.* p. 11.

Lepas costata, *Donov. Brit. Sh.* pl. 30, fig. 2.—*Mat. and Rack. in Lin. Tr.* viii. p. 24.

Balanus angulosus, *Lam. Syst.* v. p. 390.

### Fig. 4. BALANUS OVULARIS.

BALANUS ovularis, *Lam. Syst.* v. p. 392.

Balanus balanoides, *Mont. Test. Brit.* p. 7.

Lepas balanoides, *Mat. and Rack. in Lin. Tr.* viii. p. 23.—*Donov. Brit. Sh.* pl. 36, fig. 2.

### Fig. 5. BALANUS OVULARIS, an elongated variety.

### Fig. 6. BALANUS RUGOSUS.

BALANUS rugosus, *Mont. Test. Brit.* p. 8.

Lepas rugosa, *Mat. and Rack. in Lin. Tr.* viii. p. 25.

Lepas borealis, *Donov. Brit. Sh.* pl. 160, lower figure.

### Fig. 13, 14. Opercular valves of Balanus rugosus.

### Fig. 7. BALANUS CONOIDES.

BALANUS conoides, *Mont. Test. Brit.* p. 12.

Lepas conoides, *Donov. Brit. Sh.* pl. 30, fig. 3.—*Mat. and Rack. in Linn. Tr.* viii. p. 24.

### Fig. 9, 10. BALANUS SCOTICUS.

Lepas Scotica, *Wood's Conch.* p. 40, pl. 6, fig. 3.

Fig. 9, from Dr Leach's Cabinet in the British Museum, found in the Frith of Forth. Fig. 10, found by W. C. Trevelyan, Esq. junior, of Wallington, at Hartlepool, adhering to a specimen of the *Fusus antiquus*, and in the magnificent museum of John Trevelyan, Esq. at Wallington, Northumberland.

### Fig. 8. BALANUS SCOTICUS. An elongated variety in the British Museum.

Found on the south Devonshire coast by Dr Leach.

### Fig. 11, 12. Opercular valves of Balanus Scoticus.








PLATE VII.

Fig. 1, 4. *BALANUS RUGOSUS*, Varieties.

Fig. 2, 3, 7, 8. Opercular Valves of *Balanus Rugosus*.

Fig. 20. *BALANUS RUGOSUS*, Elongated Variety. Coast of Northumberland.

Fig. 10. *BALANUS CRANCHII*.

*BALANUS Cranchii*, *Leach in Sup. to Ency. Brit. Art. Cirripedes*, pl. lvii.—Common at Tenby and other parts of Wales.

Fig. 11, 12. Opercular Valves of Do.

Fig. 6. *BALANUS SPONGICULA*.

*BALANUS spongicula*, *Leach MSS. In Brit. Mus.*—New shell found at Weymouth.

Fig. 14, 15. Opercular Valves of Do.

Fig. 17. *BALANUS OVULARIS*.

*BALANUS ovularis*, *Lam. Syst. v. p. 392*.

*Balanus balanoides*, *Mont. Test. Brit. p. 7*.

*Lepas balanoides*, *Mat. and Rack. in Lin. Tr. viii. p. 23. Brown in Ency. Brit. vi. p. 402. No 2*.

Fig. 8,\* 9.\* Opercular Valves of Do.

Fig 13. *BALANUS PUNCTATUS*.

*BALANUS punctatus*, *Mont. Test. Brit. p. 8. pl. 1. Fig. 5.*—*Brown in Ency. Brit. vi. p. 402. No. 3*.

Fig. 21. *BALANUS FISTULOSUS*.

*BALANUS fistulosus*, *Lam. Syst. v. p. 396*.

*Lepas elongata*, *Chem. Conch. viii. Tab. 98. f. 838.*—*Bal. Fist. Brug.*—No. 6. *Ency. pl. 164. fig. 7 and 8.*—Common at Tenby in North Wales.

Fig. 30. *CREUSIA VERRUCA*.

*CREUSIA verruca*, *Lam. Syst. v. p. 400*.

*Lepas striata*, *Pen. Brit. Zool. iv. p. 38*.

*Lepas verruca*, *Chem. Conch. viii. t. 98. f. 834*.

*Balanus verruca*, *Brug. No. 13. Ency. pl. 174, f. 46-17.*—*Lepas intertextus*, *Turton Brit. Fauna i. p. 144*.

Fig. 27, 29. *ADNA ANGLICA*.

*ADNA anglica*, *Leach's MSS.*—Inhabits the *Caryophyllia Anglica*, and is often found in Plymouth Sound.—In British Museum.—Found by Dr Leach.

Fig. 28. Opercular Valves of *Adna Anglica*.





*Drawn by Capt. Brown.*

*Engraved by W.H. Lusk, Philadelphia.*





## PLATE VIII.

### Fig. 1, 2, 3. PHOLAS DACTYLUS.

PHOLAS Dactylus *Lam. Syst.* v. p. 444.—*Mont. Test. Brit.* p. 20.—*Mat. and Rack. in Lin. Tr.* viii. p. 30.—*Donov. Brit. Sh.* pl. 118.

### Fig. 5, 8. PHOLAS CALLOSA.

PHOLAS callosa, *Lam. Syst.* v. p. 445.

*P. striata*, *Mont. Test. Brit.* p. 26.—*Donov. Brit. Sh.* pl. 117.—*Mat. and Rack. in Lin. Tr.* viii. p. 3.

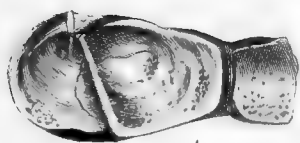
### Fig. 4, 6, 7, 9. PHOLAS PAPHYRACEA.

Found on the west coast of Devonshire. In the cabinet of Dr Goodall, Provost of Eton College, and also in Lady Jardine's Cabinet. Found by my friend Lieutenant-General Bingham on the north coast of Devon.

The shells of this genus have the faculty of boring into limestone, slate-clay, &c. An interesting account of the means by which they perform this operation is given by my friend Mr Stark in the Transactions of the Royal Society of Edinburgh, Vol. x. Part ii.

The phosphorescent properties of this animal are no less remarkable. It contains a liquor which shines with uncommon splendour in the dark, and illuminates whatever it touches.





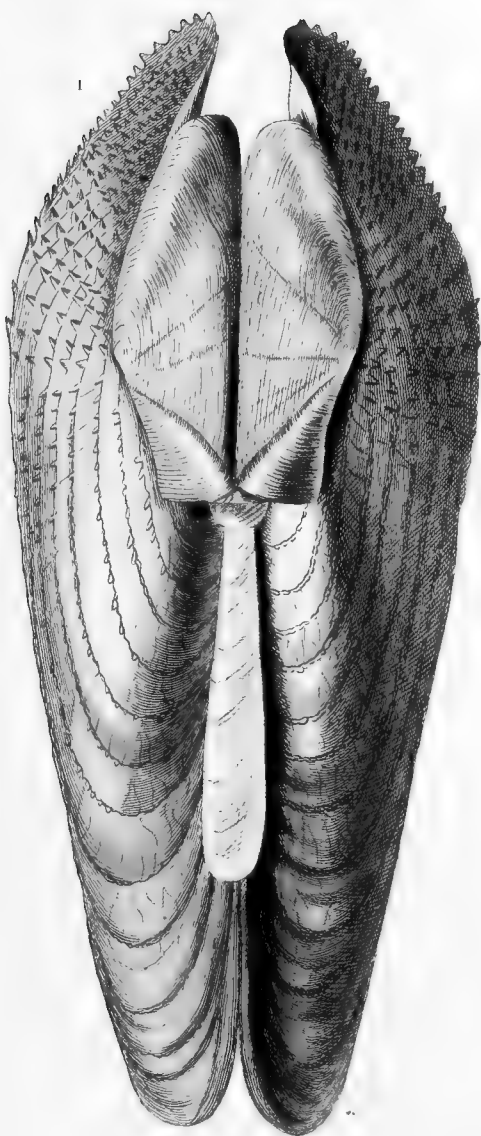
4



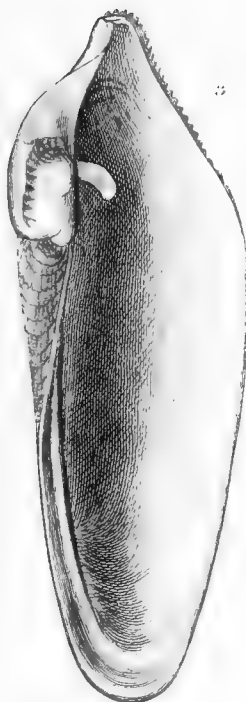
6




5



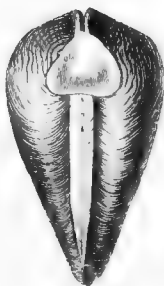
1



2




3



8



7



9



## PLATE IX.

### Fig. 1, 2, 3, 4, 5. PHOLAS CRISPATA.

PHOLAS crispata, *Mont. Test. Brit.* p. 23.—*Brown in Ency. Brit.* vi. p. 404.—*Lam. Syst.* v. p. 445.

### Fig. 6, 7, 8, 9, 10. PHOLAS CANDIDA.

PHOLAS candida, *Mont. Test. Brit.* p. 25.—*Brown in Ency. Brit.* vi. p. 404.—*Lam. Syst.* v. p. 444.

### Fig. 11, 12. PHOLAS PARVA.

PHOLAS parva, *Mont. Test. Brit.* p. 25.—*Pen. Brit. Zool.* 40, fr. 2.—*Brown in Ency. Brit.* vi. p. 404.  
Pholas dactyloides, *Lam. Syst.* v. p. 445.

### Fig. 17, 18. PHOLAS SULCATA.

PHOLAS sulcata, *Brown's MSS.*—A new species.

### Fig. 13, 14. GASTROCHOENA MODIOLINA.

GASTROCHOENA modiolina, *Lam. Syst.* v. p. 447.

Gastrochoena faba, *Leach's MSS.*

Mya Dubia, *Pen. Brit. Zool.* iv. pl. 44, fr. 19.—*Mont. Test. Brit.* p. 28.—*Turton's Brit. Fauna*, p. 146.

### Fig. 15. PHOLEOBIA RUGOSA.

PHOLEOBIA rugosa, *Leach's MSS.*

Saxicava rugosa, *Lam. Syst.* v. p. 501.

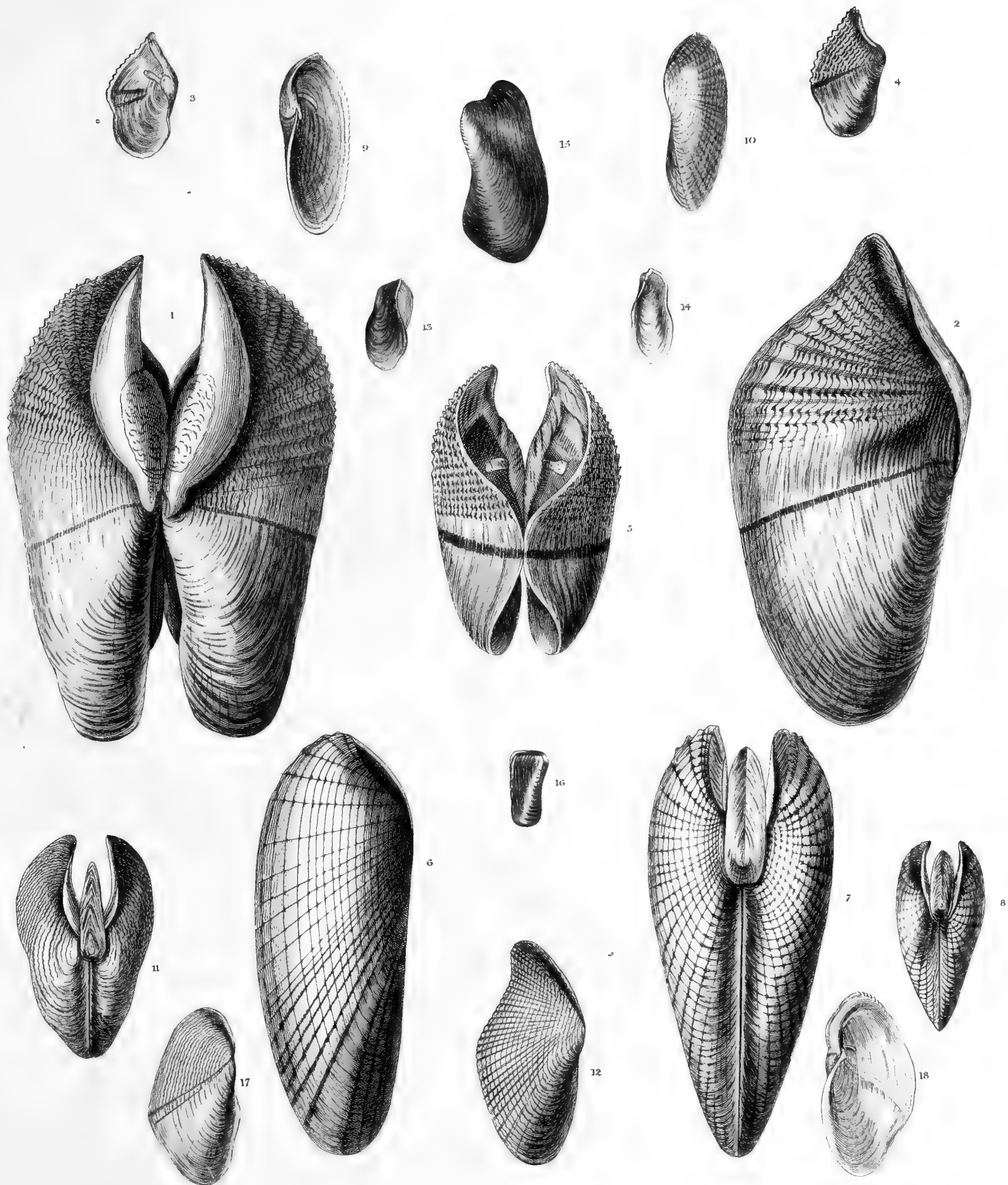
Mytilus rugosus, *Pen. Brit. Zool.* iv. pl. 63, fig. 72.—*Mont. Test. Brit.* p. 164.—*Brown in Ency. Brit.* vi. p. 23.

### Fig. 6. PHOLEOBIA PRAECISA.

PHOLEOBIA praecisa, *Brown's MSS.*

Mytilus praecisus, *Mont. Test. Brit.* p. 165, pl. 4, fig. 7.—*Brown in Ency. Brit.* vi. p. 423.









## PLATE X.

### Fig. 1. MYA ARENARIA.

MYA arenaria, *Lam. Syst.* v. p. 461.—*Mont. Test. Brit.* p. 32.—*Mat. and Rack. in Lin. Tr.* viii. p. 35.—*Donov. Brit. Sh.* pl. 92.

### Fig. 2. MYA TRUNCATA.

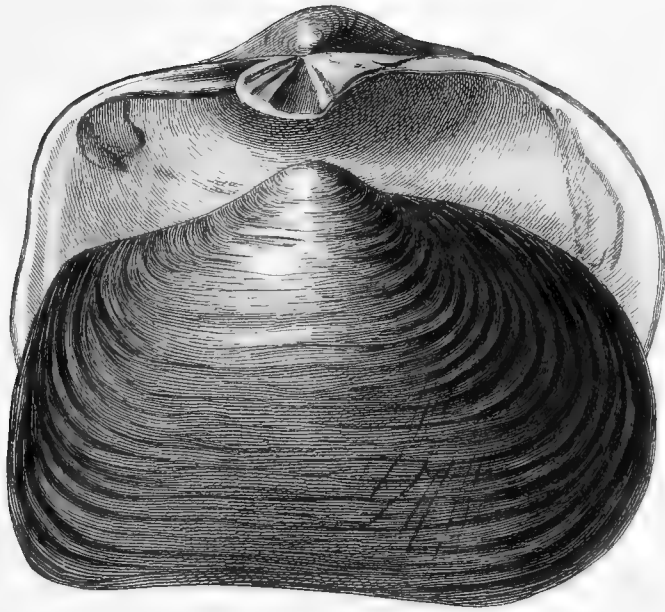
MYA truncata, *Lam. Syst.* v. p. 461.—*Mont. Test. Brit.* p. 30.—*Mat. and Rack. in Lin. Tr.* viii. p. 35.—*Donov. Brit. Sh.* pl. 35.

### Fig. 3. MYA DECUSSATA.


MYA decussata, *Mont. Test. Brit. Suppl.* p. 20.



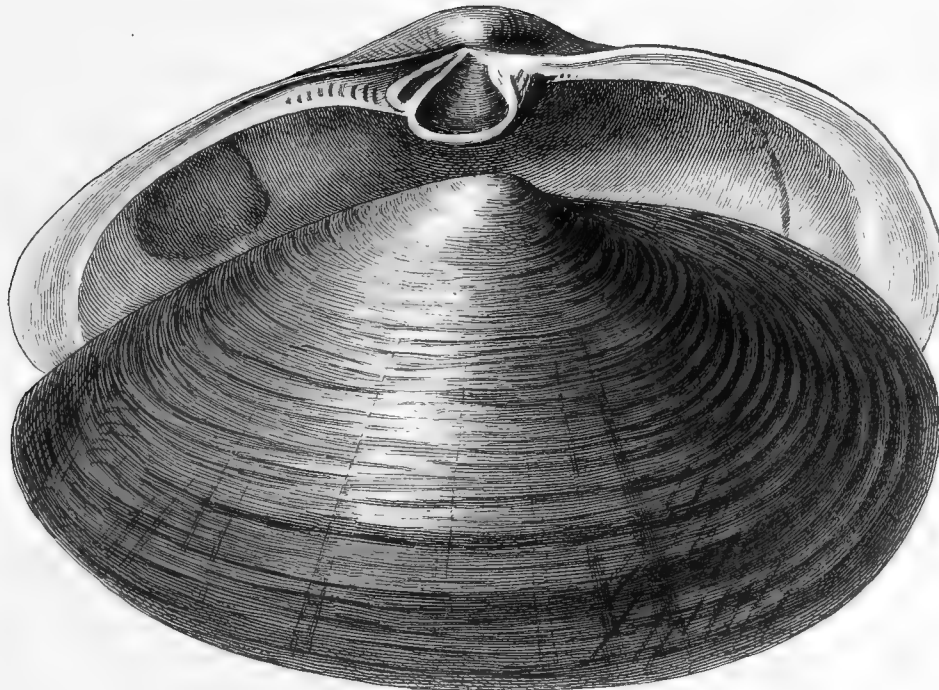
2



3



1





## PLATE X.\*

### Fig. 1. PANOPÆA GLYCIMERIS.

PANOPÆA glycimeris,

Panopæa Aldrovandi, *Lam. Syst.* v. p. 457.

Mya glycimeris, *Don. Brit. Sh.* pl. 142.—*Mat. and Rack. in Linn. Trans.* viii. p. 34.—*Brown in Ency. Brit.* vi. p. 404.

This shell was first figured as an inhabitant of our seas by Mr Donovan, who admitted it with some doubt as a British shell. It has been found in deep water, between the Dogger bank and the eastern coast of England. It has since been met with in various other situations, and has lately been established beyond a doubt as a native; as William Bean, Esq. of Scarborough, has a specimen which was taken alive off the Scarborough coast by a fisherman's line; and he besides found a dead specimen amongst a heap of the *Modiola papuana*, both of which are in his cabinet.

### Fig. 2, 3, 4. TEREBRATULA PSITTACEA.

TEREBRATULA Psittacea, *Lam. Syst.* vi. partie 1, p. 248.

Anomia psittacea, *Turton's Conch. Dict.* p. 5, pl. 10, fig. 42, 43, 44.—Found by Dr Turton on the shore to the east of Teignmouth, Wales, after a severe gale, who supposes it must live in deep water, as he has since found broken fragments on the same beach.

### Fig. 5. ANOMIA PELLUCIDA.

ANOMIA pellucida, *Brown in Wern. Mem.* ii. p. 514.

Anomia electrica, *Turton's Conch. Dict.* p. 1.—Found by me in Dublin Bay, and by Dr Turton in the west of Ireland and England.—In Lady Jardine's cabinet.

### Fig. 6. AVICULA ATLANTICA.

AVICULA Atlantica, *Lam. Syst.* vi. partie 1, p. 148.

Mytilus hirundo, *Turton's Conch. Dict.* p. 108, pl. 1, fig. 7.—Found by Dr Turton between the pigeon-house and the light-house, Dublin Bay, Ireland.



*Mytilus*


*edulis*

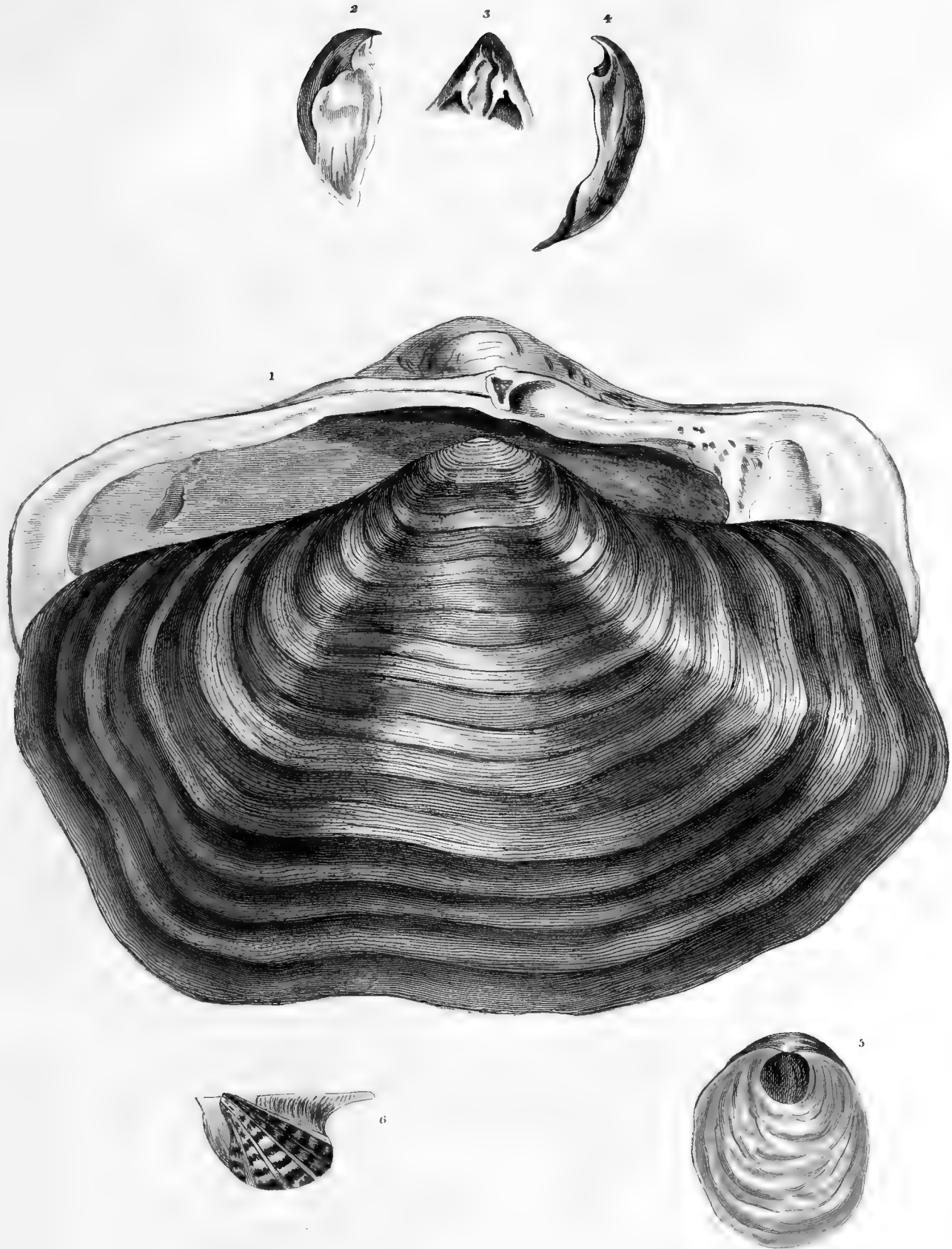
*L. L. G. 1850*

*Plate 10*

*Fig. 1*

*Mytilus*









## PLATE XI.

### Fig. 1, 2. MAGDALA STRIATA.

MAGDALA striata, *Leach's MSS.*

*Mya Norwegica*, *Wood's Cat.* p. 11.—*Brown in Ency. Brit.* vi. p. 405.

*Mya pellucida*, *Brown in Wern. Mem.* ii. p. 504, pl. 24, fig. 1.—This rare shell was lately found in the Frith of Forth, by James Gerard, Esq.

Fig. 10. Hinge of *Magdala striata*, shewing the testaceous plate by which the valves are attached.

### Fig. 5. ANATINA DECLIVIS.

ANATINA declivis, *Brown's MSS.*

*Anatina myalis*, *Lam. Syst.* v. p. 464.

*Mya declivis*, *Penn. Brit. Zool.* iv. p. 66.—*Brown in Ency. Brit.* vi. p. 404.

*Mya pubescens*, *Mont. Test. Brit.* p. 40.

### Fig. 6. ANATINA VILLOSIUSCULA.

ANATINA villosiuscula, *Macgillivray in Phil. Journ.* pl. 1, fig. 10, 11.—This shell has been confounded with the young of *Anatina declivis*.

### Fig. 8, 9. ANATINA BIDENTATA.

ANATINA bidentata, *Brown's MSS.*

*Mya bidentata*, *Mont. Test. Brit.* p. 44.—*Brown in Ency. Brit.* vi. p. 405.

### Fig. 3. ANATINA CONVEXA.

ANATINA convexa, *Brown's MSS.*

*Mya convexa*, *Wood's Gen. Conch.* p. 92, pl. 18, fig. 1.—*Do. Cat.* p. 10.—*Brown in Ency. Brit.* vi. p. 404.


### Fig. 4. ANATINA OVALIS.

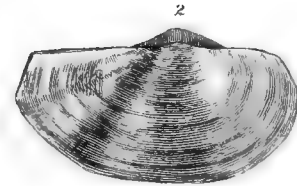



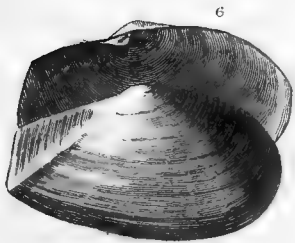



ANATINA ovalis, *Brown's MSS.*—A new species. Found by me at Colorcot Sands, Northumberland.—In Lady Jardine's cabinet.

### Fig. 7. ANATINA DISTORTA.

ANATINA distorta, *Brown's MSS.*

*Mya distorta*, *Mont. Test. Brit.* p. 42.—*Brown in Ency. Brit.* vi. p. 405.





*Drawn by G. Brown*

*Engraved by W. H. Lister, Edinburgh*



## PLATE XII.

### Fig. 1. LUTRARIA SOLENOIDEA.

LUTRARIA solenoidea, *Lam. Syst.* v. p. 468.

*Mactra hians*, *Mont. Test. Brit.* p. 101.—*Brown in Ency. Brit.* vi. p. 410.

*Psammophila solenoides*, *Leach's MSS.*

### Fig. 2. LUTRARIA ELLIPTICA.

LUTRARIA elliptica, *Lam. Syst.* v. p. 468.

*Mactra Lutraria*, *Mont. Test. Brit.* p. 99.—*Brown in Ency. Brit.* vi. p. 410.

### Fig. 3. LUTRARIA ELLIPTICA.


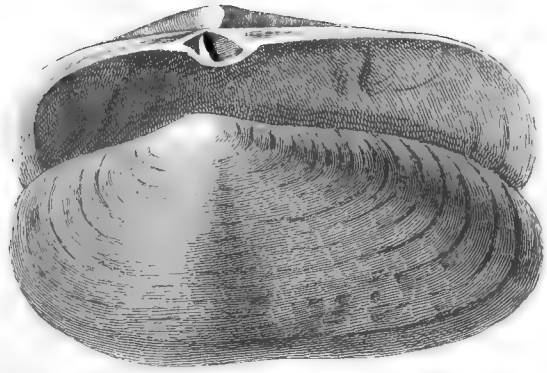

LUTRARIA elliptica. Variety strong in proportion to its size, and in the Cabinet of John Trevelyan, Esq. at Wallington.

### Fig. 4. LUTRARIA COMPRESSA.

LUTRARIA compressa, *Lam. Syst.* v. p. 469.

*Mactra compressa*, *Mont. Test. Brit.* p. 96.









## PLATE XIII.

### Fig. 1. SOLEN MINUTUS.

SOLEN minutus, *Lam. Syst.* v. p. 453.—*Mont. Test. Brit.* p. 53.—*Mat. and Rack. in Lin. Tr.* viii. p. 47.

### Fig. 2. SOLEN VAGINA.

SOLEN vagina, *Lam. Syst.* v. p. 451.—*Mont. Test. Brit.* p. 48.—*Mat. and Rack. in Lin. Tr.* viii. p. 42.  
—— marginatus, *Donov. Brit. Sh.* pl. 110.

### Fig. 3. SOLEN SILIQUA.

SOLEN siliqua, *Lam. Syst.* v. p. 451.—*Mont. Test. Brit.* p. 46.—*Mat. and Rack. in Lin. Tr.* viii. p. 43.—*Donov. Brit. Sh.* pl. 45.

### Fig. 4. SOLEN PYGMÆUS.

SOLEN pygmæus, *Lam. Syst.* v. p. 452.  
—— pellucidus, *Mont. Test. Brit.* p. 49.—*Mat. and Rack. in Lin. Tr.* viii. p. 45.—*Donov. Brit. Sh.* pl. 153.

### Fig. 5. TRUTINA SOLENOIDEA.

TRUTINA solenoidea, *Brown's MSS.*  
Solen pinna, *Mont. Test. Brit.* p. 566.—*Mat. and Rack. in Lin. Tr.* viii. p. 48.

### Fig. 6. 7. SOLEN ANTIQUATUS.

SOLEN antiquatus, *Lam. Syst.* v. p. 454.  
—— fragilis, *Mont. Test. Brit.* p. 52.  
—— antiquatus, *Mat. and Rack. in Lin. Tr.* viii. p. 46.—*Donov. Brit. Sh.* pl. 114.

### Fig. 8. 9. SOLEN LEGUMEN.

SOLEN legumen, *Lam. Syst.* v. p. 453.—*Mont. Test. Brit.* p. 50.—*Mat. and Rack. in Lin. Tr.* viii. p. 45.—*Donov. Brit. Sh.* pl. 53.

### Fig. 10. SOLEN ENSIS.

SOLEN ensis, *Lam. Syst.* v. p. 452.—*Mont. Test. Brit.* p. 48.—*Mat. and Rack. in Lin. Tr.* viii. p. 44.—*Donov. Brit. Sh.* pl. 50.





Drawn by Cap. Brown

Engraved by W. J. Swain, Edinburgh



## PLATE XIV.

### Fig. 6, 7, 8, 9. CORBULA NUCLEUS.

CORBULA nucleus, *Lam. Syst.* v. p. 496.

Mya inæqualis, *Mont. Test. Brit.* p. 38.—*Brown in Ency. Brit.* vi. p. 405.

\* *Orbicular.*

### Fig 14, 15. TELLIMYA SUBORBICULARIS.

TELLIMYA suborbicularis, *Brown's MSS.*

Mya suborbicularis, *Mont. Test. Brit.* p. 39, pl. 26, fig. 6.—*Linn. Trans.* viii. p. 41.—*Brown in Ency. Brit.* vi. p. 405.

### Fig. 10, 11. TELLIMYA LACTEA.

TELLIMYA lactea, *Brown's MSS.*—A new species. Found on the Devonshire coast, by Dr Leach.—In the British Museum.

### Fig. 12, 13. TELLIMYA TENUIS.

TELLIMYA tenuis, *Brown's MSS.*—A new species. Found at Newbigging, on the coast of Northumberland, by Walter Calvenly Trevelyan, Esq. Jun. of Wallington, and in the splendid Cabinet at Wallington.

\*\* *Ovate.*

### Fig. 16, 17. TELLIMYA ELLIPTICA.

TELLIMYA elliptica, *Brown's MSS.*

Mya ferruginosa, *Mont. Test. Brit. Sup.* 22; and 166, pl. 26, fig. 2.—*Brown in Ency. Brit.* vi. p. 404.

### Fig. 18, 19. TELLIMYA GLABRUM.

TELLIMYA glabrum, *Brown's MSS.*—This beautiful little shell was found at Dunbar by General Bingham.—In his Cabinet, and also in the Cabinet of Lady Jardine.

### Fig. 20, 21. TELLIMYA OVATA.

TELLIMYA ovata, *Brown's MSS.*—A new species. Found by me at Dunbar.—In Lady Jardine's Cabinet.

### Fig. 22, 23, 24. SPENIA BINGHAMI.

SPENIA Binghami, *Turton in Zool. Journal.*

### Fig. 1. LIGULA PRÆTENUIS.

LIGULA prætenuis, *Brown's MSS.*


Mya prætenuis, *Mont. Test. Brit.* p. 41.—*Brown in Ency. Brit.* vi. p. 404.

### Fig. 2. LIGULA TENUIS.

LIGULA tenuis, *Mont. Test. Brit. Sup.* pl. 17, fig. 7. p. 572.

Mactra tenuis, *Brown in Ency. Brit.* vi. p. 410.









## PLATE XV.

### Fig. 1. MACTRA GLAUCA.

MACTRA glauca, *Mont. Test. Brit.* p. 571.—*Brown in Ency. Brit.* vi. p. 410.

*Mactra helvacea*, *Lam. Syst.* v. p. 473.

### Fig 2. MACTRA STULTORUM.

MACTRA stultorum, *Lam. Syst.* v. p. 474.—*Mont. Test. Brit.* p. 94.—*Brown in Ency. Brit.* vi. p. 410.

### Fig. 3, 4. MACTRA SOLIDA.

MACTRA solida, *Lam. Syst.* v. p. 477.—*Mont. Test. Brit.* p. 92.—*Brown in Ency. Brit.* vi. p. 410.

### Fig. 6. MACTRA ELLIPTICA.

MACTRA elliptica, *Brown's MSS.*—A new species, common in the Firth of Forth, and has been confounded with the young of the *M. solida*, found plentifully alive at Cramond Island.

### Fig. 10. MACTRA STRIATA.

MACTRA striata, *Brown's MSS.*—A new species, found in Loch Strangford, county of Down, Ireland.—In Lady Jardine's Cabinet.

### Fig. 11, 12. MACTRA TRIANGULATA.

MACTRA triangulata, *Brown's MSS.*—A new species, found at Seaton, by W. C. Trevelyan, Esq. and in the Cabinet at Wallington.

### Fig. 5. MACTRA TRUNCATA.

MACTRA truncata, *Mont. Test. Brit. Sup.* p. 34.—*Brown in Ency. Brit.* vi. p. 410.

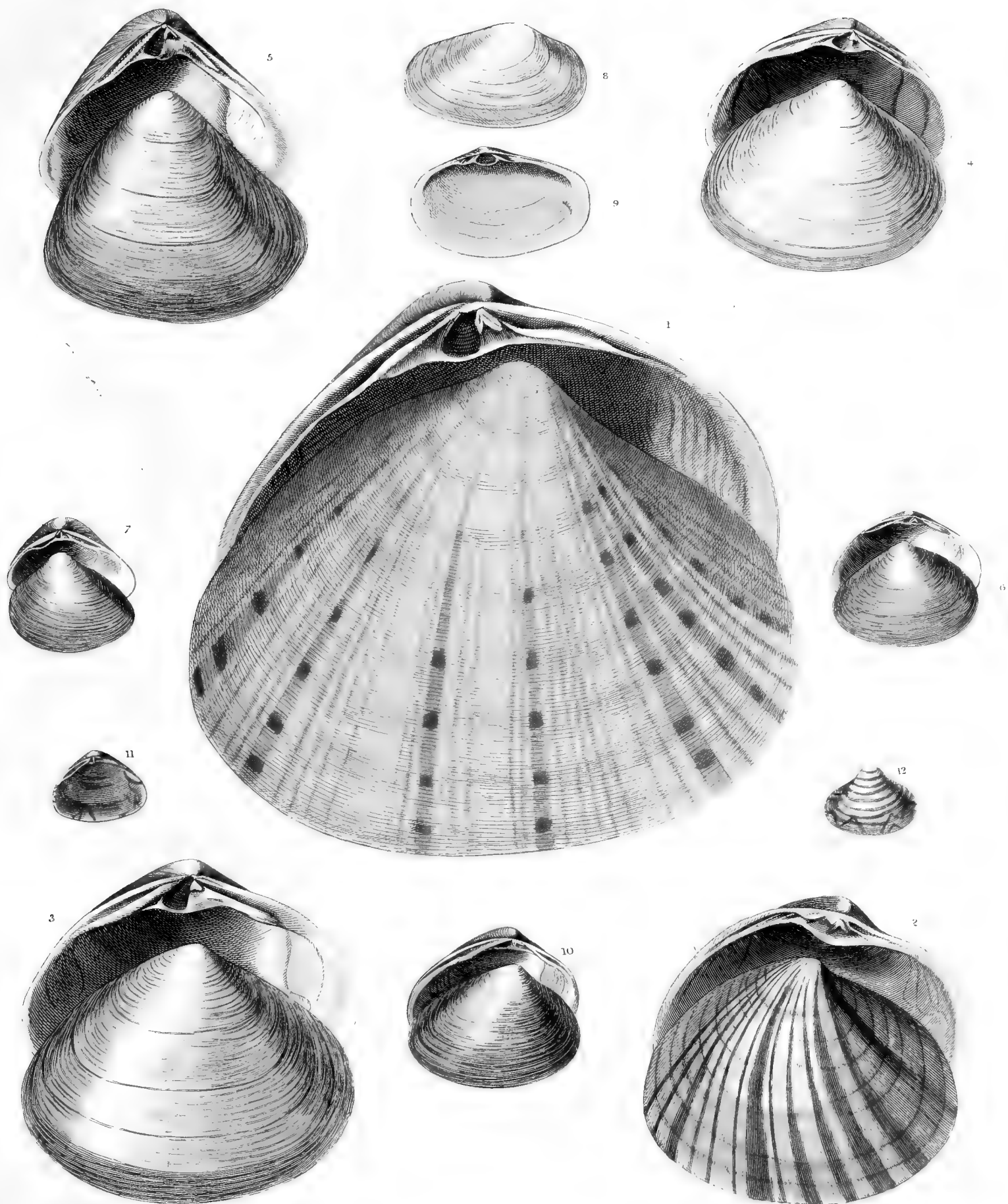
### Fig. 7. MACTRA SUBTRUNCATA.

MACTRA subtruncata, *Mont. Test. Brit.* p. 93.—*Brown in Ency. Brit.* vi. p. 410.

### Fig. 8, 9. MACTRA DEALBATA.

MACTRA dealbata, *Mont. Test. Brit.* p. 95, t. 5, fig. 1.—*Linn. Trans.* viii. p. 68, pl. 1, fig. 10.







## PLATE XVI.

### Fig. 1, 2. PSAMMOBIA FERRÖENSIS.

PSAMMOBIA Ferröensis, *Lam. Syst.* v. p. 512.

Tellina Ferröensis, *Mont. Test. Brit.* p. 55.

Tellina trifasciata, *Don. Brit. Sh.* pl. 60.—*Brown in Ency. Brit.* vi. p. 407.

### Fig. 3. PSAMMOBIA VESPERTINA.

PSAMMOBIA vespertina, *Lam. Syst.* v. p. 513.

Solen vespertinus, *Mont. Test. Brit.* p. 54.

Tellina variabilis, *Don. Brit. Sh.* pl. 41, fig. 2.

### Fig. 4, 5, 6. PSAMMOBIA JUGOSA.

PSAMMOBIA jugosa, *Brown's MSS.*

Tellina jugosa, *Brown in Wern. Mem.* ii. p. 506, pl. 2, 4, fig. 2.

### Fig. 7. PSAMMOBIA PUNCTURA.

PSAMMOBIA punctura, *Brown's MSS.*

Solen squamosus, *Mont. Test. Brit.* p. 565.—*Mat. and Rack. in Linn. Trans.* viii. p. 48.

### Fig. 8. ARCOPAGIA CRASSA.

ARCOPAGIA crassa, *Leach's MSS.*

Tellina crassa, *Mont. Test. Brit.* p. 65.

Tellina rigida, *Don. Brit. Sh.* pl. 103.—*Mat. and Rack. in Linn. Trans.* viii. p. 55.—*Brown in Ency. Brit.* vi. p. 408.

### Fig. 9, 10. ARCOPAGIA OVATA.

ARCOPAGIA ovata, *Brown's MSS.*—A new species. Found by W. C. Trevelyan, Esq. at Newbigging, Northumberland.—In the cabinet at Wallington.

### Fig. 11. MYSIA ROTUNDATA.

MYSIA rotundata, *Brown's MSS.*

Mysia Montagui, *Leach's MSS.*

Tellina rotundata, *Mont. Test. Brit.* p. 71.

### Fig. 12. TELLINA DEPRESSA.

TELLINA depressa, *Mat. and Rack. in Linn. Trans.* viii. p. 51.

Tellina squalida, *Mont. Test. Brit.* p. 56.—*Don. Brit. Sh.* pl. 163.—*Brown in Ency. Brit.* vi. p. 407.

### Fig. 13. TELLINA PUNICEA.

TELLINA punicea, *Mat. and Rack. in Linn. Trans.* viii. p. 50.

Tellina læta, *Mont. Test. Brit.* p. 57.—*Don. Brit. Sh.* pl. 123.—*Brown in Ency. Brit.* vi. p. 407.

### Fig. 14. TELLINA SOLIDULA.

TELLINA solidula, *Mont. Test. Brit.* p. 63.—*Mat. and Rack. in Linn. Trans.* viii. p. 58.

### Fig. 15. TELLINA STRIATA.

TELLINA striata, *Mont. Test. Brit.* p. 60, pl. 27, fig. 2.—*Mat. and Rack. in Linn. Trans.* viii. p. 53.

### Fig. 16. TELLINA DONACINA.

TELLINA donacina, *Mont. Test. Brit.* p. 58, pl. 27, fig. 3.—*Mat. and Rack. in Linn. Trans.* viii. p. 50, pl. 1, fig. 7.

Fig. 17. TELLINA LINEATA,

TELLINA lineata, *Turton's Conch. Dict.* p. 168, pl. 4, fig. 16.—Found at Torbay.

Fig. 18. TELLINA FABULA.

TELLINA fabula, *Mont. Test. Brit.* p. 61.—*Mat. and Rack. in Linn. Trans.* viii. p. 52.—*Brown in Ency. Brit.* vi. p. 407.

Fig. 19. TELLINA TENUIS.

TELLINA tenuis, *Mont. Test. Brit.* p. 59.—*Mat. and Rack. in Linn. Trans.* viii. p. 52.—*Don. Brit. Sh.* pl. 19.

Fig. 20, 21. TELLINA ELLIPTICA.

TELLINA elliptica, *Brown's MSS.*—A new species. Found at Dunbar by General Bingham.

Fig. 22. TELLINA PELLUCIDA.

TELLINA pellucida, *Brown's MSS.*—A new shell. Found by W. C. Trevelyan, Esq. at Seaton, county of Durham.—In the cabinet at Wallington.

Fig. 23. TELLIMYA SUBSTRIATA.

TELLIMYA substriata, *Brown's MSS.*  
Ligula substriata, *Mont. Test. Brit. Sup.* p. 25.

Fig. 24. CRASSINA CORRUGATA.


CRASSINA corrugata, *Brown's MSS.*—A new species. Found at Greenock by Stewart Ker, Esq.—In Lady Jardine's cabinet.

Fig. 25. MACTRINA TRIANGULARIS.

MACTRINA triangularis, *Brown's MSS.*  
Mactra triangularis, *Mont. Test. Brit.* p. 99, pl. 3, fig. 5.—*Mat. and Rack. in Linn. Trans.* viii. p. 72.

Fig. 26, 27. HIATELLA STRIATA.

HIATELLA striata, *Brown's MSS.*  
Mya striata, *Montagu in Linn. Trans.* xi. p. 188, pl. 13, fig. 1. A.—*Turton's Conch. Dict.* p. 105, pl. 28, fig. 99. Although this shell and the Magdala striata, pl. 11, fig. 1, 2, have been supposed the same shell by some authors, yet I have considered it necessary to institute new genera of them. I conceive it impossible that so accurate an observer as Colonel Montagu could have seen the Magdala striata, (*Mya Norwegica* of authors,) because that shell has no tooth, but is furnished with a detached horizontal plate, (see Plate 11, fig. 10,) which is attached to each valve by a cartilage; and I of course consider the above shell as a distinct genus, from its having a fixed tooth in one valve; and if Montagu's figure is correct, from which I have copied the above, the tooth is quite different in shape from the plate of the *M. striata*.



Drawn by Capt. Brown

Approved by W.E. Leach Edinburgh





## PLATE XVII.

### Fig. 3. LUCINA LACTEA.

LUCINA lactea, *Lam. Syst. v. p. 542.*

Tellina lactea, *Mont. Test. Brit. p. 70.—Brown in Ency. Brit. vi. p. 408.*

### Fig. 1, 2. LUCINA UNDATA.

LUCINA undata, *Lam. Syst. v. p. 543.*

Venus undata, *Mont. Test. Brit. p. 117.—Brown in Ency. Brit. vi. p. 413.*

### Fig. 4, 6. LUCINA SINUATA.

LUCINA sinuata, *Lam. Syst. v. p. 543.*

Tellina flexuosa, *Mont. Test. Brit. p. 72.—Brown in Ency. Brit. vi. p. 408.*

### Fig. 5, 7. LUCINA FLEXUOSA.

LUCINA flexuosa, *Brown's MSS.*

Venus sinuosa, *Mont. Test. Brit. p. 120.*

### Fig. 8, 9. LUCINA RADULA.

LUCINA radula, *Lam. Syst. v. p. 541.*

Tellina radula, *Mont. Test. Brit. p. 68.*

Venus borealis, *Don. Brit. Sh. pl. 130, fig. 1, 2.*

### Fig. 11. DONAX TRUNCULUS.

DONAX trunculus, *Mont. Test. Brit. p. 103.—Lam. Syst. v. p. 551.—Brown in Ency. Brit. vi. p. 411.—Don. Brit. Sh. pl. 29, fig. 1.*

### Fig. 10. DONAX COMPLANATA.

DONAX complanata, *Mont. Test. Brit. p. 106, pl. 5, fig. 4.—Brown in Ency. Brit. vi. p. 411.—Mat. und Rack. in Linn. Trans. viii. p. 75.*

### Fig. 12. CYCLAS CORNEA.

CYCLAS cornea, *Lam. Syst. v. p. 558.*

Cardium corneum, *Mont. Test. Brit. p. 86.*

Tellina cornea, *Brown in Ency. Brit. vi. p. 408.*

### Fig. 13. CYCLAS LACUSTRIS.

CYCLAS lacustris, *Lam. Syst. v. p. 559.*

Cardium lacustre, *Mont. Test. Brit. p. 89.*

Tellina lacustris, *Brown in Ency. Brit. vi. p. 408.*

### Fig. 14. CYCLAS OBLIQUA.

CYCLAS obliqua, *Lam. Syst. v. p. 559.*

Cardium amnicum, *Mont. Test. Brit. p. 86.*


Tellina amnica, *Brown in Ency. Brit. vi. p. 408.*

### Fig. 16. CYCLAS CALY CUTULA.

CYCLAS caly cutula, *Lam. Syst. v. p. 559.—Drap. p. 130, pl. 10, fig. 14, 15.—Pfeiffer, p. 122, pl. 5, fig. 17, 18.*

### Fig. 15. CYCLAS PUSILLA.

CYCLAS pusilla, *Brown in Ency. Brit. vi. p. 408.*

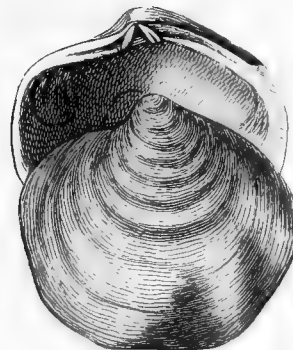




1



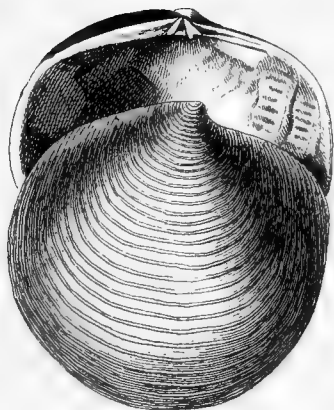
3



2




4



8




5



6



7




9




10




11




13




12



14



15



16



PLATE XVIII.

Fig. 1. CRASSINA DANMONIENSIS.

CRASSINA Danmoniensis, *Lam. Syst.* vi. p. 554.  
VENUS Danmonia, *Mont. Test. Brit. Suppl.* p. 45.—  
*Dillw. Cat.* p. 167.

Fig. 2. CRASSINA DEPRESSA.

*New*, Frith of Forth—Lady Jardine's Cabinet.

Fig. 9. CRASSINA SCOTICA.

VENUS Scotica, *Lam. Syst.* v. p. 600.—*Mont. Test. Brit. Suppl.* p. 44.—*Mat. and Rack. Lin. Tr.* viii. p. 81.—  
*Dillw. Cat.* p. 167.

Fig. 3. CRASSINA ELLIPTICA.

*New*, Frith of Forth and Greenock—Lady Jardine's Cabinet.

Fig. 4, 5. CRASSINA COMPRESSA.

VENUS Montagui, *Dillw. Cat.* p. 167.—*V. compressa*,  
*Mont. Test. Brit. Suppl.* p. 43.

Fig. 6. CRASSINA OBLIQUA.

*New*, Color Cots, Northumberland—Lady Jardine's Cabinet.

Fig. 7. CRASSINA CONVEXIUSCULA.

*New*, Color Cots, Northumberland—Lady Jardine's Cabinet.

Fig. 8. CRASSINA STRIATA.

*New*, Frith of Forth—Lady Jardine's Cabinet.

Fig. 10. CRASSINA SULCATA.

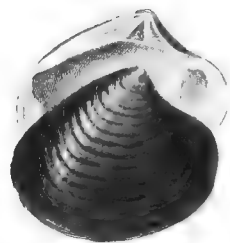
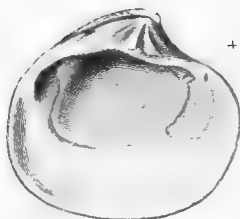



VENUS sulcata, *Lam. Syst.* v. p. 592.—*Mont. Test. Brit.* p. 131.—*Mat. and Rack. Lin. Tr.* viii. p. 81.—  
*Dillw. Cat.* p. 166.

Fig. 11. CYPRINA ISLANDICA.

CYPRINA Islandica, *Lam. Syst.* v. p. 556.  
VENUS Islandica, *Mont. Test. Brit.* p. 114.—*Mat. and Rack. Lin. Tr.* viii. p. 83.—*Donov. Brit. Sh.* pl. 78.  
*Dillw. Cat.* p. 176.

The uncommonly large specimen from which this shell was drawn was dredged in the Irish Channel, and is in the Cabinet of John Nicol, Esq. Lecturer on Natural Philosophy.









## PLATE XIX.

### Fig. 1. CYPRINA ISLANDICA.

CYPRINA Islandica, *Lam. Syst.* v. p. 557.

Venus Islandica, *Mont. Test. Brit.* p. 114.—*Brown in Ency. Brit.* vi. p. 412.

### Fig 2. CYTHERIA CHIONE.

CYTHERIA Chione, *Lam. Syst.* v. p. 566.

Venus Chione, *Mont. Test. Brit.* p. 115.—*Brown in Ency. Brit.* vi. p. 412.

### Fig. 3. CYTHERIA MINIMA.

CYTHERIA minima, *Brown's MSS.*

Venus minima, *Mont. Test. Brit.* p. 121, pl. 3, f. 3.

### Fig. 4. CYTHERIA MINUTA.

CYTHERIA minuta, *Brown's MSS.*—A new shell, found by me at Dunbar, and in my cabinet.

### Fig. 5, 6. VENUS DECUSSATA.

VENUS decussata, *Lam. Syst.* v. p. 597.—*Mont. Test. Brit.* p. 124.—*Brown in Ency. Brit.* vi. p. 414.

### Fig 7. VENUS PULLASTRA.

VENUS pullastra, *Lam. Syst.* v. p. 598.—*Mont. Test. Brit.* p. 125.

### Fig. 8, 9. VENUS VIRGINEA.

VENUS virginea, *Lam. Syst.* v. p. 600.—*Mont. Test. Brit.* p. 128.—*Brown in Ency. Brit.* vi. p. 414.

### Fig. 10. VENUS PERFORANS.

VENUS perforans, *Mont. Test. Brit.* p. 127, pl. 3, f. 6.—*Brown in Ency. Brit.* vi. 414.

### Fig. 12, 13. CLAUSINA REFLEXA.

CLAUSINA reflexa, *Brown's MSS.*

Venus reflexa, *Laskey in Wern. Mem.* i. p. 384, pl. 8, f. 1, 1.—*Mont. Test. Brit. Sup.* p. 40 and 168.

### Fig. 14, 15. ORTYGIA SUBCORDATA.

ORTYGIA subcordata, *Leach's MSS.*

Venus laminata, *Laskey in Wern. Mem.* i. p. 384, pl. 8, f. 16, 16.


### Fig. 11. TIMOCLEA OVATA.

TIMOCLEA ovata, *Brown's MSS.*

Timoclea Pennantii, *Leach's MSS.*

Venus ovata, *Mont. Test. Brit.* p. 120.





*Conus affinis*

*Conus affinis*



PLATE XX.

Fig. 2, 3. EXOLETA ORBICULATA. Fig. 19, 20. Young shell.

EXOLETA orbiculata, *Brown's MSS. Lam. Syst. v. p.*

Venus exoleta, *Mont. Test. Brit. p. 116.—Brown in Ency. Brit. vi. p. 413.*

Fig. 4. EXOLETA LINCTA.

EXOLETA lincta, *Brown's MSS.*

Venus lincta, *Pult. Cat. Dor. p. 34.*

Venus exoleta, var., *Mat. and Rack. in Linn. Trans. viii. p. 87, pl. 3, f. 2.*

Cytherea lincta, *Lam. Syst. v. p. 573.*

Fig. 1. EXOLETA RADULA.

EXOLETA radula, *Brown's MSS.*—A new species, found by James Gerard, Esq. in the Firth of Forth, and in his cabinet.

Fig. 6, 7. VENUS VIRGINEA.

VENUS virginea, *Lam. Syst. v. p. 600.—Mont. Test. Brit. p. 128.—Brown in Ency. Brit. vi. p. 414.*

Fig. 9. VENUS IRIS.

VENUS iris, *Leach's MSS.*

Donax iris, *Mont. Test. Brit. p. 108.—Brown in Ency. Brit. vi. p. 411.*

Fig. 5, 8. VENUS AUREA.

VENUS aurea, *Lam. Syst. v. p. 600.—Mont. Test. Brit. p. 129.*

Fig. 15. CLAUSINA CASSINA.

CLAUSINA cassina, *Brown's MSS.*

Venus cassina, *Lam. Syst. v. p. 587.—Mont. Test. Brit. p. 113.—Brown in Ency. Brit. vi. p. 411.*

Fig. 16. CLAUSINA VERRUCOSA.

CLAUSINA verrucosa, *Brown's MSS.*

Venus verrucosa, *Lam. Syst. v. p. 586.—Mont. Test. Brit. p. 112.—Brown in Ency. Brit. vi. p. 411.*

Fig. 10. CLAUSINA FASCIATA.

CLAUSINA fasciata, *Brown's MSS.*

Venus fasciata, *Mat. and Rack. in Lin. Tr. vii. p.*

Venus paphia, *Mont. Test. Brit. p. 110.—Brown in Ency. Brit. vi. p. 411.*

Fig. 11. ORTYGIA GALLINA.

ORTYGIA gallina, *Leach's MSS.*

Venus gallina, *Lam. Syst. v. p. 591.—Mont. Test. Brit. p. 113.—Brown in Ency. Brit. vi. p. 412.*

Fig. 12. ORTYGIA SULCATA.

ORTYGIA Prideauxiana, *Leach's MSS.*—Ortygia sulcata, *Brown's MSS.*—A new species, found in Devonshire by Charles Prideaux, Esq.—In British Museum, and my Cabinet.

Fig. 13. ORTYGIA COSTATA.

ORTYGIA costata, *Brown's MSS.*—A new species, found by me at Seaton, Northumberland.—In Lady Jardine's Cabinet.

Fig. 14. ORTYGIA RUGOSA.

ORTYGIA rugosa, *Leach's MSS.*

Venus rugosa, *Penn. Brit. Zool. iv. p. 95, pl. 56, f. 50.—In my Cabinet.*

Fig. 15, 16. ORTYGIA SPINIFERA.

ORTYGIA spinifera, *Brown's MSS.*


Venus spinifera, *Mont. Test. Brit. p. 577, p. 17, f. 1.—Brown in Ency. Brit. p. 411.*

Fig. 18, 19. LASÆA RUBRA.

LASÆA rubra, *Leach's MSS.*

Cardium rubrum, *Mont. Test. Brit. p. 83.—Wood's Gen. Conch. p. 212.*









## PLATE XXI.

### Fig. 1, 2. CARDIUM ACULEATUM.

CARDIUM aculeatum, *Lam. Syst.* vi. partie i. p. 7.—*Mont. Test. Brit.* p. 77.—*Mat. and Rack. in Lin. Tr.* viii. p. 62.—*Donov. Brit. Sh.* pl. 6.

### Fig. 3, 4, 5. CARDIUM ACULEATUM, *young*.

### Fig. 6. CARDIUM ECHINATUM.

CARDIUM echinatum, *Lam. Syst.* vi. partie i. p. 7.—*Mont. Test. Brit.* p. 78.—*Mat. and Rack. in Lin. Tr.* viii. p. 63.—*Donov. Brit. Sh.* pl. 107. fig. 1.


### Fig. 7, 8. CARDIUM ECHINATUM, *young*.

C. ciliare, *Mat. and Rack. in Lin. Tr.* viii. p. 64.—*Donov. Brit. Sh.* pl. 32. fig. 2.

### Fig. 9. CARDIUM TUBERCULATUM.

CARDIUM tuberculatum, *Lam. Syst.* vi. partie i. p. 8.—*Mont. Test. Brit.* p. 79 and 568.—*Mat. and Rack. in Lin. Tr.* viii. p. 64.—*Donov. Brit. Sh.* pl. 107. fig. 2.





Drawn by C. Brown

Engraved by W. Lewis & Co.



## PLATE XXII.

### Fig. 1, 2, 3, 7. CARDIUM EDULE.

CARDIUM edule.—Different varieties,—*Lam. Syst.* vi. p. 12.—*Mont. Test. Brit.* p. 76.—*Brown in Ency. Brit.* vi. p. 409.

### Fig. 5, 6. CARDIUM EDULE. Young shells.

### Fig. 4. CARDIUM TENUIS.

CARDIUM tenuis, *Brown's MSS.*—A new shell, found by me in Loch Strangford, Ireland.—In Lady Jardine's Cabinet.

### Fig. 8. CARDIUM ZONATUM.

CARDIUM zonatum, *Brown's MSS.*—A new species, found by John Hancock, Esq. Newcastle, at Seaton in Yorkshire; and afterwards on the Devonshire Coast by Dr Goodall, Provost of Eaton College.—In Dr Goodall's Splendid Cabinet; Mr Hancock's; and also in Lady Jardine's Cabinets.

### Fig 10. CARDIUM EXIGUUM.

CARDIUM exiguum, *Mont. Test. Brit.* p. 82.—*Brown in Ency. Brit.* vi. p. 408.

### Fig. 9. CARDIUM DISCREPANS.

CARDIUM discrepans, *Brown's MSS.*—A new shell found at Montrose by me.—In Lady Jardine's Cabinet.

### Fig. 12, 13. CARDIUM LÆVIGATUM.

CARDIUM lævigatum, *Lam. Syst.* vi. p. 11.—*Mont. Test. Brit.* p. 80.—*Brown in Ency. Brit.* vi. p. 409.

### Fig. 14, 15. CARDIUM LÆVIGATUM. Young shells.

Fig. 15. was found in Cornwall by W. C. Trevelyan, Esq. and is in the cabinet at Wallington. The epidermis on this beautiful shell is so glabrous, and the general colouring so fine, that I at one time considered it a different species.


### Fig. 16, 17. CARDIUM OBLONGUM.

CARDIUM oblongum, *Brown in Ency. Brit.* vi. p. 409, pl. 152, fig. 9.

CARDIUM sulcatum, *Lam. Syst.* vi. p. 10.—This shell is new as a British species, and was first found at Bray, Ireland; and has been found at St Andrews in Scotland, by John Coldstream, Esq. Leith, and is in his Cabinet.

### Fig. 11. CARDIUM FASCIATUM.

CARDIUM fasciatum, *Mont. Test. Brit. Sup.* p. 30, pl. 27, fig. 6.—*Brown in Ency. Brit.* vi. p. 409.





Drawn by Capt Brown

Engraved by W. J. Fisher





PLATE XXIII.


ISOCARDIA COR.

ISOCARDIA COR, *Lam. Syst.* vi. partie ii. p. 30. From Bear Haven, Ireland ; in Dr Goodall's Cabinet.  
CHAMA COR, *Mont. Test. Brit.* p. 134.—*Mat. and Rack. in Lin. Tr.* viii. p. 90.—*Donov. Brit. Sh.* pl. 134,—  
*Dillw. Cat.* p. 212.

PLATE XXIV.

ISOCARDIA COR.











## PLATE XXV.

### Fig. 1, 2, 3. ARCA NOÆ.

ARCA NOÆ, *Mont. Test. Brit.* p. 139, pl. 4, fig. 3.—*Lam. Syst.* vi. p. 57.—*Brown in Ency. Brit.* vi. p. 416.

### Fig. 4, 5. ARCA FUSCA.

ARCA fusca, *Mont. Test. Brit. Sup.* p. 51.—*Donov. Brit. Sh.* v. pl. 158, fig. 3, 4.—*Lam. Syst.* vi. p. 39.

### Fig. 6. ARCA LACTEA.

ARCA lactea, *Lam. Syst.* vi. p. 40.—*Mont. Test. Brit.* p. 138.—*Brown in Ency. Brit.* vi. p. 416.

### Fig. 7. ARCA BARBATA.

ARCA barbata, *Lam. Syst.* vi. p. 39.—*Brown in Wer. Mem.* ii. p. 512, pl. 24, fig. 3.—*Brown in Ency. Brit.* vi. p. 416, pl. 152, fig. 13.—A new species, as an inhabitant of our seas; discovered by Dr M'Gie, Belfast, in Lough Strangford, county of Down, Ireland; and in his Cabinet.

### Fig. 8, 9. PECTUNCULUS GLYCIMERIS.

PECTUNCULUS glycimeris, *Lam. Syst.* vi. p. 49.

ARCA glycimeris, *Mat. and Rack. in Linn. Trans.* viii. pl. 3, fig. 3.—*Mont. Test. Brit.* p. 136.—*Brown in Ency. Brit.* vi. p. 417.

### Fig. 10, 11. PECTUNCULUS PILOSUS.

PECTUNCULUS pilosus, *Lam. Syst.* vi. p. 49.

ARCA pilosa, *Mont. Test. Brit.* p. 136.—*Brown in Ency. Brit.* vi. p. 417.

### Fig. 16. NUCULA ROSTRATA.

NUCULA rostrata, *Lam. Syst.* vi. p. 58.

ARCA rostrata, *Mont. Test. Brit. Sup.* p. 55, pl. 27, fig. 7.—*Brown in Ency. Brit.* vi. p. 417.

### Fig. 17. NUCULA OBLONGA.

NUCULA oblonga, *Brown's MSS.*—A new species, found at Saltcoats, by Stewart Ker, Esq. of Greenock.

### Fig. 18. NUCULA MINUTA.

NUCULA minuta, *Brown's MSS.*

ARCA minuta, *Mont. Test. Brit.* p. 141.—*Brown in Ency. Brit.* vi. p. 417.

ARCA caudata, *Donov. Brit. Sh.* iii. pl. 78.

### Fig. 19. NUCULA TRUNCATA.

NUCULA truncata, *Brown's MSS.*—A new species, found at Saltcoats, by Stewart Ker, Esq.

### Fig. 12. NUCULA MARGARITACEA.

NUCULA margaritacea, *Lam. Syst.* vi. p. 59.

ARCA nucleus, *Mont. Test. Brit.* p. 141.—*Brown in Ency. Brit.* vi. p. 417, pl. 153, fig. 4.

### Fig. 14, 15. NUCULA ARGENTEA.

NUCULA argentea, *Brown's MSS.*—A new shell, found at Dunbar, by my friend General Bingham of Melcombe, Dorsetshire, to whose zeal we are indebted for many new minute species.—In his Cabinet.

### Fig. 13. NUCULA TENUIS.

NUCULA tenuis, *Brown's MSS.*

ARCA tenuis, *Mont. Test. Brit. Sup.* p. 56, pl. 29, fig. 1.—*Brown in Ency. Brit.* vi. p. 417.







Drawn by Capt. Brown

Engraved by W.H. Lizart Edinburgh



## PLATE XXVI.

### Fig. 1. UNIO ELONGATA.

UNIO elongata, *Lam. Syst.* vi. partie 1, p. 70.

*Mya margaritifera*, *Mont. Test. Brit.* p. 33.—*Brown in Ency. Brit.* vi. p. 405.

This shell yields mother-of-pearl, and produces pearls, sometimes of considerable size and value. The river Conway, in Wales, was formerly famous on account of the large and valuable pearls produced by the *Unio elongata* inhabiting it: as was also the river Irt in Cumberland, so much so, that we are informed by Camden that Sir John Hawkins obtained a patent for fishing them in that river. In the Scottish rivers this shell is still occasionally fished for the sake of the included pearls; and it is said that the pearls which decorate the Scottish crown are native ones, and chiefly from the river Tay.

For an account of "the Formation of Pearls," see *Encyclopædia Britannica*, Vol. VI. Article Conchology, page 481.

### Fig. 2. UNIO PICTORUM.

UNIO pictorum, *Brown's MSS.*

*Mya pictorum*, *Mont. Test. Brit.* p. 34.—*Brown in Ency. Brit.* vi. p. 405.—*Pen. Brit. Zool.* iv. pl. 43, fig. 17.—*Linn.*

*Tr.* viii. p. 38.

*Mya ovalis*, *Don. Brit. Sh.* pl. 89.

### Fig. 3. UNIO BATAVA.

UNIO Batava, *Lam. Syst.* vi. partie 1, p. 77.

*Mya Batava*, *Linn. Trans.* viii. p. 37.—*Brown in Ency. Brit.* vi. p. 405.

*Mya pictorum*, *Don. Brit. Sh.* pl. 174.—*Mont. Test. Brit.* p. 36.

### Fig. 4. UNIO OVATA.

UNIO ovata, *Brown's MSS.*

*Unio pictorum*, *Lam. Syst.* vi. partie 1, p. 77.

*Mya ovata*, *Linn. Trans.* viii. p. 39.—*Brown in Ency. Brit.* vi. p. 405.

*Mya depressa*, *Don. Brit. Sh.* pl. 101 and 122, fig. 1, 3.




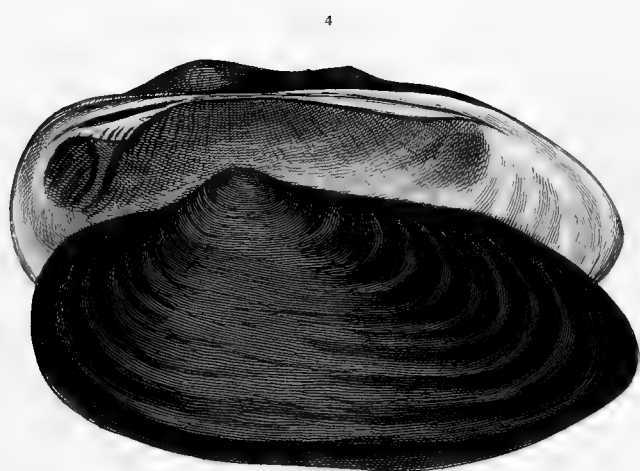




PLATE XXVII.

Fig. 1. ANODONTA CYGNEA.

ANODONTA cygnea, *Lam. Syst.*

*Mytilus cygneus*, *Mont. Test. Brit.* p. 171.

*M. cygneus*, var. B. *Mat. and Rack. in Lin. Tr.* viii. p. 109.

Fig. 3, 4. ANODONTA CYGNEA, *young.*

Fig. 2. ANODONTA STAGNALIS.


ANODONTA stagnalis, *Sowerby's Miscell.* pl. 16.

*Mytilus cygneus*, *Mont. Test. Brit.* p. 171.—*Mat. and Rack. in Lin. Tr.* viii. p. 109.







1



3



4



2





## PLATE XXVIII.

### Fig. 1. ANODONTA ANATINA.

ANODONTA anatina, *Lam. Syst.* vi. partie 1, p. 85.

Mytilus anatinus, *Mont. Test. Brit.* p. 171, and 582.—*Linn. Trans.* viii. p. 110. pl. 3, fig. 1.—*Brown in Ency. Brit.* vi. p. 423.



### Fig. 2. ANODONTA ANATINA.

ANODONTA anatina, *Lam. Syst.* vi. partie 1, p. 84.

Mytilus Avonensis, Variety found in the River Avon, and in the New River at Hampstead, not uncommon.—*Mont. Test. Brit.* p. 172.—*Linn. Trans.* viii. p. 250, pl. 3.

### Fig. 3. ANODONTA CYGNEA.

ANODONTA cygnea, Variety, *Linn. Trans.* viii. p. 109. pl. 3, fig. 3.




2



1



3



*Drawn by Capt. Brown.*

*Engraved W.H. Lister F.R.S.*



## PLATE XXIX.

### Fig. 1. MODIOLA PAPUANA.

MODIOLA papuana, *Lam. Syst.* v. p. 111.

Mytilus modiolus, *Mont. Test. Brit.* p. 163.—*Brown in Ency. Brit.* vi. p. 423.—*Turton's Brit. Fauna*, p. 164.

### Fig. 2. MODIOLA PAPUANA. The young shell.

MYTILUS curtus, *Penn. Brit. Zool.* pl. 64, f. 76, A.

Mytilus barbatus, *Mont. Test. Brit.* p. 161.

### Fig. 5, 6. MODIOLA RADIATA.

MODIOLA radiata, *Brown's MSS.*—A new species, found in Cornwall by W. C. Trevelyan, Esq. Jun. of Wallington, Northumberland, and in the splendid cabinet there.

### Fig. 3, 4. MODIOLA PAPUANA. A distorted variety.

MYTILUS umbilicatus, *Donov. Brit. Sh.* ii. p. 40.—*Mont. Test. Brit.* p. 164.

### Fig. 7. MODIOLA GIBSII.

MODIOLA Gibsii, *Leach's Zool. Miscel.* pl. 98.

### Fig. 8. MODIOLA DISCREPANS.

MODIOLA discrepans, *Lam. Syst.* v. p. 114.

Mytilus discrepans, *Mont. Test. Brit.* p. 169.—*Brown in Ency. Brit.* vi. p. 424.

### Fig. 10. MODIOLA DISCORS.

MODIOLA discors, *Lam. Syst.* v. p. 114.

Mytilus discors, *Mont. Test. Brit.* p. 167.—*Brown in Ency. Brit.* vi. p. 424.

### Fig. 9. MODIOLA PRIDEAUXIANA.

MODIOLA Prideauxiana, *Leach's Zool. Miscel.*

### Fig. 11. MYTILUS EDULIS.

MYTILUS edulis, *Mont. Test. Brit.* p. 159.—*Brown in Ency. Brit.* vi. p. 423.—*Lam. Syst.* vi. p. 126.

### Fig. 13. MYTILUS PELLUCIDUS.

MYTILUS pellucidus, *Mont. Test. Brit.* p. 160.—*Brown in Ency. Brit.* vi. p. 423.

### Fig. 14, 15. MYTILUS ELEGANS.


MYTILUS elegans, *Leach's MSS.*—A new species, from the Bell Rock, Firth of Forth. Discovered by my ingenious friend, Robert Stevenson, Esq. Civil Engineer.

### Fig. 12. MYTILUS INCURVATUS.

MYTILUS incurvatus, *Mont. Test. Brit.* p. 160.—*Brown in Ency. Brit.* vi. p. 423.









## PLATE XXX.

### Fig. 1. PINNA INGENS.

*PINNA ingens*, *Mont. Test. Brit.* p. 180.—*Brown in Ency. Brit.* vi. p. 424.—*Lam. Syst.* vi. p. 154.

### Fig. 2. PINNA ELEGANS.

*PINNA elegans*, *Leach's MSS.*—A New Species found on the Devonshire Coast by Mr Prideaux. In the British Museum, and Lady Jardine's Cabinet.


### Fig. 3. PINNA PECTINATA.

*PINNA pectinata*, *Mont. Test. Brit.* p. 178.—*Lam. Syst.* p. 133.—*Brown in Ency. Brit.* vi. p. 424.

The animals inhabiting the Pinnæ have the power of affixing themselves at pleasure to any substance, by throwing out an extensile member, and discharging from its tip a drop of gluten, which, by the retraction of the same organ, is formed into a silky filament; and by frequently repeating this operation a thick tuft is produced; from this a species of silk cloth is manufactured at Palermo and Naples, which is made into dresses, and brings a very high price. Stockings and gloves are also manufactured from this substance. This shell was much celebrated amongst the ancients on account of the cloth which was made from its byssus.

In the Mediterranean a small species of crab often takes up its abode within the shells of the Pinnæ, and is said to act as a monitor on the approach of danger. Some have attributed this to a kind of hospitality, in the animal giving protection to this intruder, who, it is likely, is an unwelcome guest to the proper inhabitant.







## PLATE XXXI.

### Fig. 1, 2. MYTILUS CRINATUS.

MYTILUS crinatus, *Lam. Syst.* vi. partie 1, p. 121.—*Ency. Meth.* pl. 217, fig. 3.

Mytilus polymorphus, *Turton's Linne*, iv. p. 300.—*Zool. Journ.* i. p. 584.—New as a British species, and ascertained to inhabit the dock at Portsmouth, by Mr C. Wilcox.

### Fig. 3. AVICULA ANGLICA.

AVICULA Anglica, *Leach's MSS.*—Discovered on the Devonshire Coast by Dr Leach.—In the British Museum.

### Fig. 4, 5. LIMA SULCATA.

LIMA sulcata, *Leach's MSS.*

Pecten suborbiculatus, *Mont. Test. Brit. Sup.* p. 63, pl. 29, fig. 2.

### Fig. 6, 7. LIMA FRAGILIS.

LIMA fragilis, *Brown's MSS.*

Pecten fragilis, *Mont. Test. Brit. Sup.* p. 62.

### Fig. 8, 9. LIMA TENERA.

LIMA tenera, *Turton in Zool. Journ.* ii. p. 362, pl. 13, fig. 2.—This new species was dredged alive in the British channel by Dr Turton.—In his cabinet.

### Fig. 10, 11. LIMA VITRINA.

LIMA vitrina, *Brown's MSS.*—One valve only of this new shell was found by me at Ballantrae, Ayrshire.

It has much the character of the preceding, but differs in having twenty-eight ribs, and in being covered with regular concentric striæ, and in the anterior slope being less oblique. This shell is exceedingly thin and transparent.

### Fig. 19. OSTREA EDULIS.

OSTREA edulis, *Mont. Test. Brit.* p. 151.—*Brown in Ency. Brit.* vi. p. 419.—*Lam. Syst.* vi. partie 1, p. 203.

This specimen, which has a curious elongation of the hinge, was found at Newhaven.—In Lady Jardine's cabinet.

### Fig. 12, 13, 14. CRENELLA ELLIPTICA.

CRENELLA elliptica, *Brown's MSS.*

Mytilus decussatus, *Laskey in Wern. Mem.* i. p. 394, pl. 8, fig. 17.—*Mont. Test. Brit. Sup.* p. 69.

### Fig. 15, 16. GALEOMMA TURTONI.

GALEOMMA Turtoni, *Turton in Zool. Journ.* ii. p. 361, pl. 13, fig. 1.—This new shell was dredged in the English channel by Dr Turton during a gale of wind.

### Fig. 17, 18. BINGHAMI PARADOXUS.

BINGHAMI paradoxus, *Brown's MSS.*—This remarkable bivalve was dredged by General Bingham in Leith Roads.—In his cabinet.







*Drawn by Cap<sup>tn</sup> Brown.*

*Engraved W. L. Linnell Edinburgh*



## PLATE XXXII.

### Fig. 1. PECTEN MAXIMUS.

PECTEN maximus, *Lam. Syst.* vi. p. 165.—*Mont. Test. Brit.* p. 143.—*Brown in Ency. Brit.* vi. p. 417.

### Fig. 2. PECTEN SINUOSUS.

PECTEN sinuosus, *Lam. Syst.* vi. p. 175.

Pecten distortus, *Mont. Test. Brit.* p. 148.

Ostrea sinuosa, *Brown in Ency. Brit.* vi. p. 418.

### Fig. 3, 4. PECTEN GLABRIS.

PECTEN glabris, *Mont. Test. Brit. Sup.* p. 59, pl. 28, f. 6.

### Fig. 5, 6. PECTEN SIMILIS.

PECTEN similis, *Laskey in Wern. Mem.* i. p. 387, pl. 8, f. 8, 8.

---

*Note.*—Since the publication of plate VI. I have found in the MSS. of my friend Dr Leach some observations on Figs. 8, 9, 10 of that plate; wherein he says, that he has found out that they are not the *Balanus Scoticus* of Wood, but a new shell which he had named *Balanus candidus*; and had “placed it in the exotic collection of the British Museum,” as he doubted the authority of the person who found it. I have just seen some beautiful and perfect specimens of this rare shell, found in the Firth of Forth by my friend James Gerard, Esq., Pitt Street, Edinburgh, and in his cabinet. This, taken in connection with the authority of my friend Mr W. C. Trevelyan, must establish it as a British species. The synonyms of those shells must stand thus:

## PLATE VI.

### Figs. 8, 9, 10. BALANUS CANDIDUS.

BALANUS candidus, *Leach's MSS.*

Lepas candidus, *Brown in Ency. Brit.* vi. p. 403.—In British Museum, the Museum of Wallington, and Mr Gerard's cabinet. Found in the Firth of Forth, at Seaton, Northumberland, and Devonshire coast.


## PLATE VII.

### Fig. 22. BALANUS SCOTICUS.

BALANUS Scoticus, *Brown's MSS.*

Lepas Scoticus, *Wood's Conch.* p. 40, pl. 6, f. 3.—*Wood's Cat.* p. 5.







## PLATE XXXIII.

### Fig. 1. PECTEN OPERCULARIS.

PECTEN opercularis, *Lam. Syst.* vi. p. 172.—*Mont. Test. Brit.* p. 145.  
Ostrea opercularis, *Brown in Ency. Brit.* vi. p. 418.

### Fig. 2. PECTEN LINEATUS.

PECTEN lineatus, *Lam. Syst.* vi. p. 172.—*Mont. Test. Brit.* p. 147.  
Ostrea lineata, *Brown in Ency. Brit.* vi. p. 418.

### Fig. 3. PECTEN ISLANDICUS.

PECTEN Islandicus, *Lam. Syst.* vi. p. 174.  
Ostrea cinnabarina, *Brown in Ency. Brit.* vi. p. 418.—First discovered as a British Shell by Miss Julia Trevelyan of Wallington, Northumberland. Found on the beach near Ardencaple, opposite Roseneath. In Mr Trevelyan's Cabinet, and also in Lady Jardine's.

### Fig. 4. PECTEN VARIUS.

PECTEN varius, *Lam. Syst.* vi. p. 175.—*Mont. Test. Brit.* p. 146.  
Ostrea varia, *Brown in Ency. Brit.* vi. p. 418.

### Fig. 5. PECTEN JACOBÆUS.

PECTEN Jacobæus, *Lam. Syst.* vi. p. 165.—*Mont. Test. Brit.* p. 144.  
Ostrea Jacobæus, *Brown in Ency. Brit.* vi. p. 417.

### Fig. 6. PECTEN OBSOLETUS.

PECTEN obsoletus, *Mont. Test. Brit.* p. 149.  
Pecten parvus, *Penn. Brit. Zool.* iv. p. 153, No. 7.  
Ostrea obsoleta, *Brown in Ency. Brit.* vi. p. 418.

### Fig. 7. PECTEN LÆVIS.





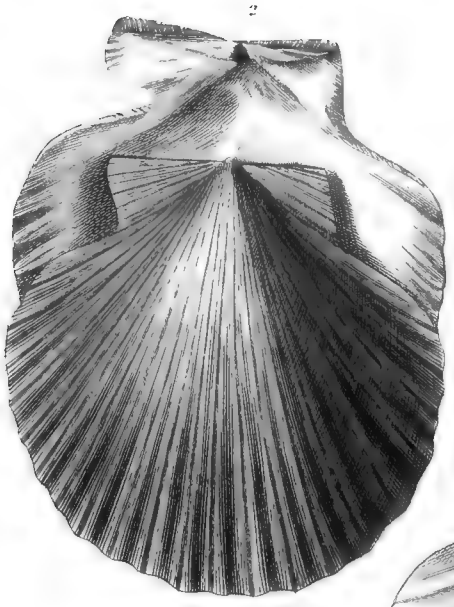
PECTEN lævis, *Mont. Test. Brit.* p. 150, pl. 4, f. 4.  
Ostrea lævis, *Brown in Ency. Brit.* vi. p. 418.

### Fig. 8. PECTEN SPINOSUS.

PECTEN spinosus, *Brown's MSS.*—A New Species, which is not uncommon on the Northumberland coast, particularly at the Herd Sands, South Shields, and was found at Seaton by W. C. Trevelyan, Esq.









## PLATE XXXIV.

### Fig. 16, 17. PECTEN NIVEUS.

PECTEN niveus, *Macgillivray in Edin. Phil. Journ.* p. 166, pl. 3, fig. 1.—Found at Scalpay, Harris, and ascertained as a new species by Mr Macgillivray.

### Fig. 4. ANOMIA EPHIPIUM.

ANOMIA ephippium, *Mont. Test. Brit.* p. 155.—*Mat. and Rack. in Linn. Trans.* viii. p. 102.—*Brown in Ency. Brit.* vi. p. 422.

### Fig. 1, 2, 3. ANOMIA UNDULATA.

ANOMIA undulata, *Mon. Test. Brit.* p. 157, and p. 580, pl. 4, fig. 6.—*Brown in Ency. Brit.* vi. p. 422.  
*Ostrea striata*, *Do.* p. 153.—*Mat. and Rack. in Linn. Trans.* viii. p. 103.

### Fig. 5. ANOMIA SQUAMULA.

ANOMIA squamula, *Mont. Test. Brit.* p. 156.—*Mat. and Rack. in Linn. Trans.* viii. p. 102.—*Brown in Ency. Brit.* vi. p. 422.

### Fig. 6. ANOMIA ACULEATA.

ANOMIA aculeata, *Mont. Test. Brit.* p. 157.—*Mat. and Rack. in Linn. Trans.* viii. p. 103.

### Fig. 7. 8. ANOMIA CYMBIFORMIS.

ANOMIA cymbiformis, *Mat. and Rack. in Linn. Trans.* viii. p. 104, pl. 3, fig. 6.—*Schröt. Einl. in Conch.* iii. t. 9. fig. 13.

### Fig. 9. DISCINA OSTREOIDES.

DISCINA ostreoides, *Lam. Syst.* vi. partie 1, p. 237.

*Patella distorta*, *Fleming in Edin. Ency.* vii. p. 65, pl. 204, fig. 4.—*Mont. in Linn. Trans.* xi. p. 195, pl. 13, fig. 5.

### Fig. 10, 11, 12. TEREBRATULA CRANIUM.


TEREBRATULA cranium, *Fleming in Phil. Zool.* Vol. ii. p. 498, pl. 4, fig. 4.


*Terebratula vitrea*, *Fleming in Edin. Ency.* vii. p. 96, pl. 206, fig. 2.—*Mont. in Linn. Trans.* xi. p. 188, pl. 13, fig. 2, B.

*Anomia cranium*, *Brown in Ency. Brit.* vi. p. 422.—Inhabits Bressay, Zetland.—Discovered by Dr Fleming.

### Fig. 13, 14, 15. TEREBRATULA AURITA.

TEREBRATULA aurita, *Fleming's Phil. of Zool.* ii. p. 498, pl. 4, fig. 5.—Inhabits Loch Broom; and was sent to me in 1819, by Captain Carmichael, who found it at Oban, in Argyleshire.—In Lady Jardine's Cabinet.





*Drawn by Cap<sup>l</sup> Brown*

*Engraved by W.E. Lucas Edinburgh*



## PLATE XXXV.

### \* *Marginal Ligament Spinous.*

#### Fig. 5, 8. CHITON FASCICULARIS.

CHITON fascicularis, *Mont. Test. Brit.* p. 5, pl. 27, fig. 5.—*Mat. and Rack. in Linn. Trans.* viii. p. 21, pl. 1, fig. 1.—*Brown in Ency. Brit.* vi. p. 402.

#### Fig. 7. CHITON CRINITUS.

CHITON crinitus, *Penn. Brit. Zool.* iv. pl. 36, fig. 1.—*Mont. Test. Brit.* p. 4.—*Brown in Ency. Brit.* vi. p. 402.

#### Fig. 20. CHITON DISCREPANS.

CHITON discrepans, *Brown's MSS.*

Chiton, *Ency. Method.* pl. 163, fig. 11, 12.

Several specimens of this new shell, as a British species, were sent to me by George Lyons, Esq. of Tenby, Wales, as the *C. fascicularis*, which shell, it would appear, is not known on that coast.

### \*\* *Marginal Ligament Striated.*

#### Fig. 1. CHITON LÆVIGATUS.

CHITON lævigatus, *Fleming in Edin. Ency.* vii. p. 103.

#### Fig. 15. CHITON LÆVIGATUS.

CHITON lævigatus.—A beautiful elongated variety. Found by Captain Carmichael at Oban, and nearly the size of the figure.—In Lady Jardine's Cabinet.

#### Fig. 16. CHITON LATUS.

CHITON latus, *Lowe in Zool. Journ.* ii. p. 103, pl. 5, fig. 6, 7.—A beautiful variety. Found at Tynemouth, Northumberland, by my late friend John Hancock, Esq. of Newcastle, a zealous and excellent naturalist; and in the cabinet of Mr Thomas Hancock.

#### Fig. 9, 10, 11. CHITON LÆVIS.

CHITON lævis, *Penn. Brit. Zool.* iv. pl. 86, fig. 3.—*Mont. Test. Brit.* p. 2.—*Brown in Ency. Brit.* vi. p. 402.

#### Fig. 14. CHITON ASELLUS.

CHITON asellus, *Zool. Jour.* ii. p. 101.—A new species. Sent to me by my late friend, and acute naturalist, Captain Carmichael, who found it at Oban.

#### Fig. 6, 13. CHITON RUBER.

CHITON ruber, *Fleming in Ency. Brit.* vii. p. 102.—*Brown in Ency. Brit.* vi. p. 401.—First distinguished as a British species by Dr Fleming.

#### Fig. 4. CHITON ACHATINUS.

CHITON achatinus, *Brown's MSS.*—*Brown in Ency. Brit.* vi. p. 402.—Found by General Bingham in the Firth of Forth adhering to an oyster; size of the figure.—In his Cabinet.

#### Fig. 12. CHITON ACHATINUS.

CHITON achatinus.—A variety. Found by Captain Carmichael at Oban.—In Lady Jardine's Cabinet.

#### Fig. 3. CHITON MARGINATUS.

CHITON marginatus, *Mont. Test. Brit.* p. 1.—*Penn. Brit. Zool.* iv. pl. 36, fig. 2.—*Brown in Ency. Brit.* vi. p. 402.

Fig. 18. CHITON CINEREUS.

CHITON cinereus, *Mont. Test. Brit.* p. 3.—*Mat. and Rack. in Linn. Trans.* viii. p. 22, pl. 1, fig. 3.—*Brown in Ency. Brit.* vi. p. 402.

Fig. 17. CHITON FUSCATUS.

CHITON fuscatus, *Brown's MSS.*—A new species. Confounded with the above, and common, adhering to oysters in the Firth of Forth.

Fig. 2, 19. CHITON ALBUS.

CHITON albus, *Mont. Test. Brit.* p. 4.—*Mat. and Rack. in Linn. Trans.* viii. p. 22, pl. 1, fig. 4.—*Brown in Ency. Brit.* vi. p. 402.


Fig. 22. CHITON QUINQUEVALVIS.


CHITON quinquevalvis, *Brown in Ency. Brit.* vi. p. 402.—A new species. Found by General Bingham at Tenby.—In his Cabinet.

Fig. 21. CHITON ASELLOIDES.

CHITON aselloides, *Lowe in Zool. Journ.* ii. p. 103, pl. 5, fig. 5. Discovered at Oban, Argyleshire, by the late Captain Carmichael.







## PLATE XXXVI.

### Fig. 17, 19. EMARGINULA FISSURA.

EMARGINULA fissura, *Lam. Syst.* v. partie ii. p. 7.

Patella fissura, *Mont. Test. Brit.* p. 490.—*Brown in Ency. Brit.* vi. p. 466.

### Fig. 21, 22. EMARGINULA ROSEA.

EMARGINULA rosea, *Bell in Zool. Jour.* i. p. 52, pl. 4, f. 1.—A new species, found in Poole Harbour, by Thomas Bell, Esq.

### Fig. 20. SYPHO RADIATA.

SYPHO radiata, *Brown's MSS.*

Patella apertura, *Mont. Test. Brit.* p. 491, pl. 13, f. 10.

### Fig. 14, 15, 16. SYPHO STRIATA.

SYPHO striata, *Brown's MSS.*—A new species, found by my friend, Stewart Ker, Esq. at Greenock, who says it is not uncommon there.—Lady Jardine's Cabinet; and in the Cabinet of Mr S. Ker.

### Fig. 10, 11. FISSURELLA GRÆCA.

FISSURELLA Græca, *Lam. Syst.* vi. partie ii. p. 11.

Patella Græca, *Mont. Test. Brit.* p. 492.—*Brown in Ency. Brit.* vi. p. 467.

### Fig. 8, 9. FISSURELLA ZETLANDICA.

FISSURELLA Zetlandica, *Brown's MSS.*

Patella Zetlandica, *Fleming in Edin. Ency.* vii. p. 66. pl. 204. f. 5.

### Fig. 12, 13. FISSURELLA MARGINATA.

FISSURELLA marginata, *Brown's MSS.*

Patella marginata, *Fleming in Edin. Ency.* vii. pl. 66 p. 204. fig. 6.

### Fig. 1, 4, 6. ANCYLUS FLUVIATILIS.

ANCYLUS fluviatilis, *Lam. Syst.* vi. partie ii. p. 27.

Patella fluviatilis, *Mont. Test. Brit.* p. 482.

Patella lacustris, *Brown in Ency. Brit.* vi. p. 466.

### Fig. 3, 5, 7. ANCYLUS LACUSTRIS.

ANCYLUS lacustris, *Lam. Syst.* vi. partie ii. p. 27.

Patella lacustris, *Mont. Test. Brit.* p. 484.

Patella oblonga, *Brown in Ency. Brit.* vi. p. 466.

### Fig. 2, 18. HALIOTIS TUBERCULATA.

HALIOTIS tuberculata, *Mont. Test. Brit.* p. 473.—*Brown in Ency. Brit.* vi. p. 464.







PLATE XXXVII.

Fig. 5, 12, 14, 15, 17. PATELLA VULGATA.

PATELLA vulgata, *Mont. Test. Brit.* p. 475, different varieties.—*Lam. Syst.* vi. partie 1, p. 331.—*Brown in Ency. Brit.* vi. p. 465.

Fig. 1, 4, 6. PATELLA VIRGINEA.

PATELLA virginea, *Linn. Trans.* viii. p. 234.

Patella parva, *Mon. Test. Brit.* p. 480.—*Brown in Ency. Brit.* vi. p. 466.

Fig. 9, 10. PATELLA CLYPEUS.

PATELLA clypeus, *Brown's MSS.*—A new species, found by my friend Stewart Ker, Esq. at Arran, where it is not uncommon.—In Lady Jardine's Cabinet.

Fig. 2, 3. PATELLA ELONGATA.

PATELLA elongata, *Fleming in Edin. Ency.* vii. p. 65, pl. 204, fig. 2.

This new shell was discovered at St Andrews, Fifeshire, by that excellent conchologist Miss Lambert.—In Dr Fleming's Cabinet.

Fig. 7. PATELLA ELLIPTICA.

PATELLA elliptica, *Fleming in Edin. Ency.* vii. p. 65, pl. 204, fig. 3.—A new species. Found in deep water off the coast of Zetland, adhering to stones which were dredged.—In Dr Fleming's Cabinet.

Fig. 8. PATELLA BIMACULATA.

PATELLA bimaculata, *Mont. Test. Brit.* p. 482, pl. 13, fig. 8.—*Linn. Tr.* viii. p. 235.

Fig. 11. PATELLA PELLUCIDA.

PATELLA pellucida, *Mont. Test. Brit.* p. 477.—*Lam. Syst.* vi. partie 1, p. 334.—*Brown in Ency. Brit.* vi. p. 465.

Fig. 13. PATELLA CÆRULEA.

PATELLA cærulea, *Mont. Test. Brit. Sup.* p. 152.—*Lam. Syst.* vi. partie 1, p. 328.—*Brown in Ency. Brit.* vi. p. 465.

Fig. 19, 20. PILEOPSIS UNGARICA.

PILEOPSIS Ungarica, *Lam. Syst.* vi. partie 2, p. 17.

Patella Ungarica, *Mont. Test. Brit.* p. 486.—*Brown in Ency. Brit.* vi. p. 465.

Fig. 16, 18. CALYPTRÆA SINENSE.

CALYPTRÆA Sinense, *Lam. Syst.* vi. partie 2, p. 22.

Patella Sinensis, *Brown in Ency. Brit.* vi. p. 464.

Patella Chinensis, *Mont. Test. Brit.* p. 489.

Patella albida, *Donov. Brit. Sh.* pl. 129.

Fig. 21, 22. DISCINA OSTREOIDES.

DISCINA ostreoides, *Lam. Syst.* vi. partie 1, p. 237.


Patella distorta, *Fleming in Edin. Ency.* vii. p. 65, pl. 204, fig. 4.

This new genus was dredged in deep water off the coast of Zetland, by my friend the Reverend Dr Fleming of Flisk, Fifeshire, to whose industry we are indebted for many new shells, and other valuable discoveries in the lower classes of animals.—In Dr Fleming's Cabinet.



and ... ..







# PLATE XXXVIII

## Fig. 23, 24. BULLA LIGNARIA.

*BULLA lignaria*, *Lam. Syst. vi. partie 2, p. 33.*

*Bulla lignaria*, *Mont. Test. Brit. p. 205.—Brown in Ency. Brit. vi. p. 433.—Don. Brit. Sh. pl. 27.*

## Fig. 29, 30. BULLA HYDATIS.

*BULLA hydatis*, *Lam. Syst. vi. partie 2, p. 35.—Mont. Test. Brit. p. 217.—Don. Brit. Sh. pl. 88.*

## Fig. 15, 16. BULLA PRODUCTA.

*Bulla producta*, *Brown's MSS.—A new species. Found at Dunbar by General Bingham.—In his Cabinet.*

## Fig. 41, 42. BULLA STRIATA.

*BULLA striata*, *Brown's MSS.—A new species. Found at Greenock by Stewart Ker, Esq.—In his Cabinet.*

## Fig. 25, 26. BULLA DENTICULATA.

*BULLA denticulata*, *Mont. Test. Brit. p. 217.—Adams in Linn. Trans. v. pl. 1, fig. 3, 4, 5.*

## Fig. 21, 22. BULLA EMARGINATA.

*BULLA emarginata*, *Mont. Test. Brit. p. 216.—Adams in Linn. Trans. v. pl. 1, fig. 9, 10, 11.*

## Fig. 31, 32. AKERA FLEXILIS.

*AKERA flexilis*, *Brown's MSS.*

*Bulla Akera*, *Lam. Syst. vi. partie 2, p. 36.—Mont. Test. Brit. p. 219.*

*Bulla resiliens*, *Don. Brit. Sh. pl. 79.*

## Fig. 33, 34. BULLÆA CATINA.

*BULLÆA catina*, *Brown's MSS.*

*Bulla catina*, *Mont. Test. Brit. p. 215. pl. 7, fig. 7.—Brown in Ency. Brit. vi. p. 434.*

## Fig. 7, 8. DIAPHANA MINUTA.

*DIAPHANA minuta*, *Brown's MSS.—A new species. Found at Dunbar by General Bingham.—In his Cabinet.*

## Fig. 10, 11. DIAPHANA PELLUCIDA.

*DIAPHANA pellucida*, *Brown's MSS.—A new shell. Found at Dunbar by General Bingham.—In his Cabinet.*

## Fig. 13, 14. DIAPHANA CANDIDA.

*DIAPHANA candida*, *Brown's MSS.—A new species. Found at Dunbar by General Bingham.—In his Cabinet.*

## Fig. 1, 2. RETUSA PLICATA.

*RETUSA plicata*, *Brown's MSS.—A new species. Found at Dunbar, by General Bingham.—In his Cabinet.*

## Fig. 3, 4. RETUSA DISCORS.

*RETUSA discors*, *Brown's MSS.—A new species. Found at Dunbar by General Bingham.—In his Cabinet.*

## Fig. 5, 6. RETUSA OBTUSA.

*RETUSA obtusa*, *Brown's MSS.*

*Bulla obtusa*, *Mont. Test. Brit. p. 223, pl. 7, fig. 3.—Brown in Ency. Brit. vi. p. 434.*

Fig. 9. VOLVARIA UMBILICATA.

VOLVARIA umbilicata, *Brown's MSS.*

Bulla umbilicata, *Mont. Test. Brit.* p. 222, pl. 7, fig. 4.—*Brown in Ency. Brit.* vi. p. 434.

Fig. 12. VOLVARIA REGULBIENSIS,

VOLVARIA Regulbiensis, *Brown's MSS.*

Bulla Regulbiensis, *Adams Micr.* p. 640, pl. 14, fig. 28.

Fig. 17, 18. VOLVARIA RETUSA.

VOLVARIA retusa, *Brown's MSS.*

Bulla truncata, *Mont. Test. Brit.* p. 223, pl. 7, fig. 5.—*Brown in Ency. Brit.* vi. p. 434.

Fig. 19, 20. VOLVARIA SUBCYLINDRICA.

VOLVARIA subcylindrica, *Brown's MSS.*—A new species. Found at Dunbar by General Bingham.

Fig. 36, 37. VOLVARIA CYLINDRICA.

VOLVARIA cylindrica, *Lam. Syst.*

Bulla cylindrica, *Mont. Test. Brit.* p. 221, pl. 7, fig. 2.

Fig. 43, 44. VOLVARIA ALBA.

VOLVARIA alba, *Brown's MSS.*—A new species. Found at Greenock by Stewart Ker, Esq.

Fig. 45, 46. VOLVARIA PELLUCIDA.

VOLVARIA pellucida, *Brown's MSS.*—A new species. Found by me at Dunbar.

Fig. 35, 38. GALERICULUM LAEVIGATUM.

GALERICULUM laevigatum, *Brown's MSS.*

Helix laevigata, *Mont. Test. Brit.* p. 282.

Fig. 27, 28. GALERICULUM OVATUM.

GALERICULUM ovatum, *Brown's MSS.*—A new species. Found by Dr Leach on the Devonshire coast.—In the British Museum.

Fig. 39, 40. Bulla tima<sup>1</sup> (see errata)






PLATE XXXIX.

Fig. 1, 2, 3, 7, 9, 10. HELIX NEMORALIS.

HELIX nemoralis, *Lamarck, Système des Animaux sans Vertèbres*, vi. partie ii. p. 81.—*Montagu, Testacea Britannica*, p. 411.—*Maton and Racket in Linnean Transactions*, viii. p. 206.—*Donovan's British Shells*, pl. 13.—*Dillwyn's Catalogue of Recent Shells*, p. 941.

Fig. 5, 17. HELIX ASPERSA.

HELIX aspersa, *Lam. Syst. vi. partie ii. p. 68.*—*Mont. Test. Brit. p. 407.*

H. hortensis, *Mat. and Rack. in Lin. Tr. viii. p. 208.*—*Donov. Brit. Sh. pl. 131.*

H. grisea, *Dillw. Cat. p. 943.*

Fig. 13. HELIX ASPERSA.

A variety singularly marked, and a strong shell found at Clonooney, Ireland.—Lady Jardine of Applegirth's Cabinet.

Fig. 12, 14. HELIX POMATIA.

HELIX Pomatia, *Lam. Syst. vi. partie ii. p. 67.*—*Mont. Test. Brit. p. 405.*—*Donov. Brit. Sh. pl. 84.*—*Mat. and Rack. in Lin. Tr. viii. p. 201.*—*Dillw. Cat. p. 920.*

Fig. 11, 15, 19. HELIX HORTENSIS.

HELIX hortensis, *Lam. Syst. vi. partie ii. p. 81.*—*Mont. Test. Brit. p. 412.*

H. nemoralis, var.  $\delta$ , *Mat. and Rack. in Lin. Tr. viii. p. 207.*

H. nemoralis, var. B. *Dillw. Cat. p. 942.*

Fig. 8. HELIX HORTENSIS.

A singular variety, with one white band, found at the Coates, Edinburgh.—Lady Jardine's Cabinet.

Fig. 20, 21, 22. HELIX ARBUSTORUM.

HELIX arbustorum, *Lam. Syst. vi. partie ii. p. 80.*—*Mont. Test. Brit. p. 413.*—*Mat. and Rack. in Lin. Tr. viii. p. 202.*—*Donov. Brit. Sh. pl. 136.*—*Dillw. Cat. p. 924.*

Fig. 4. HELIX NEMORALIS, young.


Fig. 6. HELIX POMATIA, young.

Fig. 16. HELIX ARBUSTORUM, young.

Fig. 18. HELIX ASPERSA, young.









## PLATE XL.

### Fig. 15, 16, 17. HELIX CANTIANA.

HELIX Cantiana, *Mont. Test. Brit.* p. 422, pl. 23, fig. 1.—*Linn. Trans.* viii. p. 197.—*Brown in Ency. Brit.* vi. p. 457, fig. 57, Variety.  
Helix pallida, *Don. Brit. Sh.* pl. 157, fig. 2, 2, 2.

### Fig. 42, 43, 44. HELIX VIRGATA.

HELIX virgata, *Mont. Test. Brit.* p. 415, pl. 24, fig. 1.—*Linn. Trans.* viii. p. 195. Fig. 41, 45, a lusus of Helix virgata from Farbane, King's County, Ireland.

### Fig. 27, 28, 33, 35, 58. HELIX CINGENDA.

HELIX cingenda, *Mont. Test. Brit.* p. 418, pl. 24, fig. 4.—*Linn. Trans.* viii. p. 195, pl. 5, fig. 6.  
Helix rhodostoma, *Drap. Moll.* p. 86, pl. 5, fig. 14, 15.

### Fig. 21, 23, 34. HELIX ERICETORUM.

HELIX ericetorum, *Mont. Test. Brit.* p. 437, pl. 24, fig. 2.—*Linn. Trans.* viii. p. 194.—*Brown in Ency. Brit.* vi. p. 459.—*Lam. Syst.* vi. partie 2, p. 84.

### Fig. 19, 20, 41, 46. HELIX RUFESCENS.

HELIX rufescens, *Mont. Test. Brit.* p. 420, pl. 23, fig. 2.—*Linn. Trans.* viii. p. 196.

### Fig. 8, 13. HELIX HISPIDA.

HELIX hispida, *Mont. Test. Brit.* p. 423, pl. 23, fig. 3.—*Linn. Trans.* viii. p. 198.—*Lam. Syst.* vi. partie 2, p. 92.—*Brown in Ency. Brit.* vi. p. 458.

### Fig. 25, 26. HELIX FUSCA.

HELIX fusca, *Mont. Test. Brit.* p. 424, pl. 13, fig. 1.—*Linn. Trans.* viii. p. 209.

### Fig. 59, 60. HELIX NITENS.

HELIX nitens, *Linn. Trans.* viii. p. 198, pl. 5, fig. 7.  
Helix lucida, *Mont. Test. Brit.* p. 425, pl. 23, fig. 4.  
Helix nitida, *Lam. Syst.* vi. partie 2, p. 91.—*Brown in Ency. Brit.* vi. p. 458.

### Fig. 48, 52. HELIX FÆTIDA.

HELIX fœtida, *Brown's MSS.*—*Mont. Test. Brit.* p. 426.

Distinguishable at once from the H. nitens, with which it has been confounded, by the animal being black, and having a peculiarly strong fetid smell. It is also a smaller shell; and though equally transparent, the colour inclines more to the bottle-green than to the yellowish tint. Found in wet banks among mosses and Jungermanniæ.

### Fig. 2. HELIX TROCHIFORMIS.

HELIX trochiformis, *Mont. Test. Brit.* p. 427, pl. 11, fig. 9.—*Linn. Trans.* viii. p. 200.

### Fig. 1. HELIX SPINULOSA.

HELIX spinulosa, *Mont. Test. Brit.* p. 429, pl. 11, fig. 10.—*Linn. Trans.* viii. p. 201.

### Fig. 32, 39. HELIX CAPERATA.

HELIX caperata, *Mont. Test. Brit.* p. 430.—*Linn. Trans.* viii. p. 196.

### Fig. 18, 19, 24. HELIX RADIATA.

HELIX radiata, *Mont. Test. Brit.* p. 432, pl. 24, fig. 3.—*Linn. Trans.* viii. p. 199.

Fig. 13, 14. HELIX RADIATA, A pale Variety.

Fig. 30, 31. HELIX UMBILICATA.

HELIX umbilicata, *Mont. Test. Brit.* p. 434.—*Linn. Trans.* viii. p. 200.—*Brown in Ency. Brit.* vi. p. 458.

Fig. 49, 50, 51. HELIX GIBSII.

HELIX Gibsii, *Leach's MSS.*—A new species. Found in Devonshire, by my friend Dr Leach.—In the British Museum, and Lady Jardine's Cabinet.

Fig. 9, 10, 11. CAROCOLLA LAPICIDA.

CAROCOLLA lapicida, *Lam. Syst.* vi. partie 2, p. 98.

Helix lapicida, *Mont. Test. Brit.* p. 435.—*Linn. Trans.* viii. p. 187.

Fig. 28. CAROCOLLA ELEGANS.

CAROCOLLA elegans, *Brown's MSS.*

Helix elegans, *Brown in Wern. Mem.* ii. p. 528, pl. 24, fig. 9.—A new species. Found near Golden Bridge, Dublin, by Mr Edward Stephens, and in the elegant Cabinet of my friend M. J. O. Kelly, Esq. of Dublin.

Fig. 3, 4, 5. VITRINA MEMBRANACEA.

VITRINA membranacea, *Brown's MSS.*—A new species. Found by me on the Lomond Hills.


Fig. 6, 7, 12. VITRINA PELLUCIDA.

VITRINA pellucida, *Lam. Syst.* vi. partie 2, p. 53.—*Drap. Moll.* p. 119, pl. 8, fig. 34, 37.

Helix elliptica, *Brown in Wern. Mem.* ii. p. 525, pl. 24, fig. 8, 8.

Fig. 54, 55, 56. VITRINA MARGARITACEA.

VITRINA margaritacea, *Brown's MSS.*—A new species. Found by my friend Mr Gerard amongst moss on an old wall at Corstorphine Hill, near Edinburgh.





## PLATE XLI.

### Fig. 2. PUPA TRIDENS.

PUPA tridens, *Lam. Syst.* vi. partie 2, p. 108.

Turba tridens, *Mont. Test. Brit.* p. 338, *Sup.* p. 125, pl. 11, fig. 2.

### Fig. 1. PUPA FRUMENTUM.

PUPA frumentum, *Lam. Syst.* partie 2, p. 109.

Turbo juniperi, *Mont. Test. Brit.* p. 340, pl. 12, fig. 12.

### Fig. 3. PUPA MUSCORUM.

PUPA muscorum, *Lam. Syst.* partie 2, p. 111.—*Pfeiffer*, p. 57, pl. 3, fig. 17, 18.

Turbo muscorum, *Don. Brit. Shells*, pl. 80.

### Fig. 4. PUPA UNIDENTATA.

PUPA unidentata, *Pfeiffer*, p. 58, pl. 3, fig. 19, 20.—I found this shell at the Rabbit Burrow, Portmarnock, Ireland, where it is not uncommon.

### Fig. 5. PUPA MARGINATA.

PUPA marginata, *Pfeiffer*, p. 59, pl. 3, fig. 23, 24.

Turbo muscorum, *Mont. Test. Brit.* p. 335, pl. 22, fig. 3.—Portmarnock, Ireland.

### Fig. 6. PUPA BIDENTATA.

PUPA bidentata, *Pfeiffer*, p. 59, pl. 3, fig. 21, 22.—Portmarnock, Ireland.

### Fig. 7. PUPA LABIATA.

PUPA labiata, *Brown's MSS.*—Found by me at Portmarnock, Ireland.

### Fig. 8. PUPA SEXDENTATA.

PUPA sexdentata, *Brown's MSS.*—*Pfeiffer*, p. 71, pl. 3, fig. 43, 44.

Turbo sexdentatatus, *Mont. Test. Brit.* p. 337, pl. 12, fig. 8.

### Fig. 9. VERTIGO PUSILLA.

VERTIGO pusilla, *Pfeiffer*, p. 72, pl. 3, fig. 45, 46.

Turbo vertigo, *Mont. Test. Brit.* p. 363, pl. 12, fig. 6.

### Fig. 10. CARYCHIUM MINIMUM.

CARYCHIUM minimum, *Pfeiffer*, p. 69, pl. 3, fig. 40, 41.

Turbo carychium, *Mont. Test. Brit.* p. 339, pl. 22, fig. 2.—This rare shell was recently found near St Bernard's Well, on the Water of Leith, by James Gerard, Esq.

### Fig. 16. CLAUSILIA PAPILLARIS.

CLAUSILIA papillaris, *Lam. Syst.* vi. partie 2, p. 115.

Turbo bidens, *Mat. and Rack. in Linn. Trans.* viii. p. 178, pl. 5, fig. 3.

### Fig. 12. CLAUSILIA BIDENS.

CLAUSILIA bidens, *Pfeiffer*, p. 60, pl. 3, fig. 25.

Turbo laminatus, *Mont. Test. Brit.* p. 359, pl. 11, fig. 4.

**Fig. 13. CLAUSILIA BIPLICATUS.**

CLAUSILIA biplicatus, *Brown's MSS.*

Turbo biplicatus, *Mont. Test. Brit.* p. 361, pl. 11, fig. 5.

**Fig. 14. CLAUSILIA RUGOSA.**

CLAUSILIA rugosa, *Lam. Syst.* vi. partie 2, p. 115.

Turbo nigricans, *Mat. and Rack. in Linn. Trans.* viii. p. 180.

Turbo bidens, *Mont. Test. Brit.* p. 357, pl. 11, fig. 7.

**Fig. 15. CLAUSILIA LABIATUS.**

CLAUSILIA labiatus, *Brown's MSS.*

Turbo labiata, *Mont. Test. Brit.* p. 362, pl. 11, fig. 6.

**Fig. 11. CLAUSILIA PERVERSA.**

CLAUSILIA perversa, *Pfeiffer*, p. 62, pl. 3, fig. 28.

Turbo perversus, *Mont. Test. Brit.* p. 355, pl. 11, fig. 12.

**Fig. 17. CLAUSILIA PLICATULA.**

CLAUSILIA plicatula, *Lam. Syst.* vi. partie 2, p. 115.—*Turton in Zool. Journ.* ii. p. 563.

**Fig. 19. BULIMUS OBSCURUS.**

BULIMUS obscurus, *Drap. Moll.* p. 74, pl. 4, fig. 23.

Bulimus hordeaceus, *Lam. Syst.* vi. partie 2, p. 125.

Helix obscura, *Mont. Test. Brit.* p.

**Fig. 22. BULIMUS MONTANUS.**

BULIMUS montanus, *Lam. Syst.* vi. partie 2, p. 125.

Helix Lackhamensis, *Mont. Test. Brit.* p. 394, pl. 11, fig. 3.

**Fig. 20. BULIMUS LUBRICUS.**

BULIMUS lubricus, *Lam. Syst.* vi. partie 2, p. 126.

Helix lubrica, *Mont. Test. Brit.* p. 390.

**Fig. 21. BULIMUS BREVIS.**

BULIMUS brevis, *Brown's MSS.*—A new species. Found by me in the limestone quarry on the top of the East Lomond Hill, Fifeshire.

**Fig. 18. BULIMUS ACUTUS.**

BULIMUS acutus, *Lam. Syst.* vi. partie 2, p. 125.

Turbo fasciatus, *Mont. Test. Brit.* p. 346, pl. 22, fig. 1.

**Fig. 23. BULIMUS TUBERCULATUS.**

BULIMUS tuberculatus, *Turton in Zool. Journ.* ii. p. 363, pl. 13, fig. 4.—A new species. Found at Pershore, in Worcestershire.—In the Cabinet of Mr Blomer.

**Fig. 24. BULIMUS DECOLLATUS.**

BULMINUS decollatus, *Turton in Zool. Journ.* ii. p. 565.—This species bred in great abundance for many successive years in the green-house at Watton, South Devon, the seat of H. Studdy, Esq. They lodged in the earth under the wood-work. When this wood-work was replaced by stone the colony was lost. Mrs Griffiths and Miss Hill were the only individuals who preserved them.



PLATE XLI. Continued.

Fig. 25. BULIMUS LINEATUS.

BULIMUS lineatus, *Turton in Zool. Journ.* ii. p. 565.  
Turbo fuscus, *Walker, Test. Min. Rar.* fig. 42.

Fig. 26. BULIMUS MINUTUS.

BULIMUS minutus, *Brown's MSS.*—A new species. Found by me at Douglas Castle amongst *Jungermannia* in the low meadow land below the old tower.

Fig. 27. LYMNÆA RIVULUS.

LYMNÆA rivulus, *Brown's MSS.*  
Lymnæus minutus, *Pfeiffer*, p. 93, pl. 4, fig. 27.  
Turbo rivulus, *Walker, Test. Min. Rar.* fig. 57.—*Mont. Test. Brit.* p. 331.

Fig. 28. CYCLOSTOMA ELEGANS.

CYCLOSTOMA elegans, *Lam. Syst.* vi. partie 2, p. 149.  
Turbo elegans, *Mont. Test. Brit.* p. 342.—*Brown in Ency. Brit.* vi. p. 456.

Fig. 29, 30. CYCLOSTOMA BISTRIATUS.

CYCLOSTOMA bistriatus, *Brown's MSS.*—A new species. In the cabinet of John Trevelyan, Esq. at Wallington, and in Lady Jardine's cabinet.

Fig. 31, 32. PLANORBIS CORNEUS.

PLANORBIS corneus, *Lam. Syst.* vi. partie 2, p. 152.  
Helix cornea, *Mont. Test. Brit.* p. 448.—*Brown in Ency. Brit.* vi. p. 458.

Fig. 33, 34. PLANORBIS CONTORTUS.

PLANORBIS contortus, *Lam. Syst.* vi. partie 2, p. 154.  
Helix contorta, *Mont. Test. Brit.* p. 457, pl. 25, fig. 6.—*Brown in Ency. Brit.* vi. p. 458.

Fig. 35, 36, 37. PLANORBIS CARINATUS.

PLANORBIS carinatus, *Lam. Syst.* vi. partie 2, p. 155.  
Helix complanata, *Mont. Test. Brit.* p. 450, pl. 25, fig. 4.  
Helix planorbis, *Mat. and Rack. in Linn. Trans.* viii. p. 188, pl. 15, fig. 13.

Fig. 33. PLANORBIS CARINATUS.

PLANORBIS carinatus,  
Helix cochlea, *Brown in Wern. Mem.* ii. p. 528, pl. 24, fig. 10.  
Helix terebra, *Turton's Conch. Dict.* p. 62, pl. 14, fig. 55.—This singular *lusus* was found by Mr Stephens in the Botanic Garden at Trinity College, Dublin.—In the excellent cabinet of my friend M. J. O'Kelly, Esq. of Dublin.

Fig. 39, 40, 41. PLANORBIS MARGINATUS.

PLANORBIS marginatus, *Drap. Moll.* p. 45, pl. 2, fig. 11, 12, 15.  
Helix carinata, *Mont. Test. Brit.* p. 451.  
Helix planata, *Mat. and Rack. in Linn. Trans.* viii. p. 189, pl. 5, fig. 14.

Fig. 42, 43. PLANORBIS SPIORBIS.

PLANORBIS spirorbis, *Lam. Syst.* vi. partie 2, p. 153.  
Helix spirorbis, *Mont. Test. Brit.* p. 455, pl. 25, fig. 2.—*Brown in Ency. Brit.* vi. p. 458.

Fig. 44, 45. PLANORBIS VORTEX.

PLANORBIS vortex, *Lam. Syst.* vi. partie 2, p. 154.  
Helix vortex, *Mont. Test. Brit.* p. 454, pl. 25, fig. 3.

Fig. 46, 47. PLANORBIS IMBRICATUS.

PLANORBIS imbricatus, *Lam. Syst.* vi. partie 2, p. 155.  
Helix nautilus, *Mont. Test. Brit.* p. 464, pl. 25, fig. 5.  
Turbo nautilus, *Mat. and Rack. in Linn. Trans.* p. 169, pl. 4, fig. 4.—*Brown in Ency. Brit.* vi. p. 457.

Fig. 48, 49. PLANORBIS FONTANUS.

PLANORBIS fontanus, *Brown's MSS.*  
Helix fontana, *Mont. Test. Brit.* p. 462, pl. 6, fig. 6.—*Mat. and Rack. in Linn. Trans.* viii. p. 192.

Fig. 50, 51. PLANORBIS LACUSTRIS.

PLANORBIS lacustris, *Brown's MSS.*  
Nautilus lacustris, *Mont. Test. Brit.* p. 191, pl. 6, fig. 3.—*Mat. and Rack. in Linn. Trans.* viii. p. 114.

Fig. 52, 53. PLANORBIS ALBUS.

PLANORBIS albus, *Brown's MSS.*  
Helix alba, *Mont. Test. Brit.* p. 459, pl. 25, fig. 7.—*Mat. and Rack. in Linn. Trans.* viii. p. 192.

Fig. 54, 55. PHYSA FONTINALIS.

PHYSA fontinalis, *Lam. Syst.* vi. partie 2, p. 156.  
Bulla fontinalis, *Mont. Test. Brit.* p. 226.—*Mat. and Rack. in Linn. Trans.* viii. p. 126, pl. 4, fig. 1.

Fig. 83, 84. PHYSA FLUVIATILIS.

PHYSA fluviatilis, *Brown's MSS.*  
Helix Bullæoides, *Don. Brit. Sh.* pl. 168, fig. 2.  
Bulla fluviatilis, *Turton's Conch. Dict.* p. 27.—This shell was found by me in a stream at Clonoony, King's County, Ireland, and is quite distinct from *P. fontinalis*. In Lady Jardine's cabinet.

Fig. 56, 57. PHYSA ALBA.

PHYSA alba, *Turton in Zool. Journ.* ii. p. 363, pl. 13, fig. 3.—Found in the river Towin, in North Wales

Fig. 58, 59. PHYSA RIVALIS.

PHYSA rivalis,  
Bulla rivalis, *Mat. and Rack. in Linn. Trans.* viii. p. 126, pl. 4, fig. 2.—*Mont. Test. Brit. Sup.* p. 97.

Fig. 60, 61. PHYSA HYPNORUM.

PHYSA hypnorum, *Lam. Syst.* vi. partie 2, p. 157.  
Bulla hypnorum, *Mont. Test. Brit.* p. 228.—*Mat. and Rack. in Linn. Trans.* viii. p. 127.

Fig. 62, 63. VALVATA PISCINALIS.

VALVATA piscinalis, *Lam. Syst.* vi. partie 2, p. 172.  
Turbo fontinalis, *Mont. Test. Brit.* p. 348, pl. 22, fig. 4.—*Mat. and Rack. in Linn. Trans.* viii. p. 168.

Fig. 64, 65. VALVATA PISCINALIS.

VALVATA, piscinalis.—Variety found at Clonoony, King's County, Ireland.

PLATE XLI. Continued.

Fig. 66, 67. VALVATA CRISTATA.

VALVATA cristata, *Brown's MSS.*

Turbo cristatus, *Mat. and Rack. in Linn. Trans.* viii. p. 169.

Helix cristata, *Mont. Test. Brit.* p. 460, fig. i. vig. 7, 8.

Fig. 68, 69. PALUDINA VIVIPARA.

PALUDINA vivipara, *Lam. Syst.* vi. partie 2, p. 173.

Cyclostoma viviparum, *Drap. Moll.* pl. 1, fig. 16.

Helix vivipara, *Don. Brit. Sh.* pl. 87.—This shell, rare as a British species, is found in the Eden, in Cumberland.

—In Lady Jardine's cabinet.

Fig. 70, 71. PALUDINA ACHATINA.

PALUDINA achatina, *Lam. Syst.* vi. partie 2, p. 174.

Helix vivipara, *Mont. Test. Brit.* p. 386.—*Da Costa*, pl. 6, fig. 2.

Fig. 72, 73. PALUDINA IMPURA.

PALUDINA impura, *Lam. Syst.* vi. partie 2, p. 175.

Helix tentaculata, *Mont. Test. Brit.* p. 397.—*Don. Brit. Sh.* pl. 93.

Fig. 74, 75. PALUDINA VENTRICOSA.

PALUDINA ventricosa, *Brown's MSS.*—Found plentifully in the ditches in the marshy ground near the River Thames, Westminster.

Fig. 76, 77. AMPLEXIS PALUDOSUS.

AMPLEXIS paludosus, *Brown's MSS.*

Helix paludosa, *Mont. Test. Brit.* p. 440.—*Mat. and Rack. in Linn. Trans.* viii. p. 193, pl. 5, fig. 5.

Fig. 78, 79. AMPLEXIS CRENELLUS.

AMPLEXIS crenellus, *Brown's MSS.*

Helix crenella, *Mont. Test. Brit.* p. 441, pl. 13, fig. 3.

Fig. 80, 81. TROCHOIDEA TERRESTRE.


TROCHOIDEA terrestre, *Brown's MSS.*

Trochus terrestris, *Mont. Test. Brit.* p. 287.—*Don. Brit. Sh.* pl. 111.

Fig. 82. ACHATINA ALBA.

ACHATINA alba, *Brown's MSS.*

Buccinum terrestre, *Mont. Test. Brit.* p. 248, pl. 8, fig. 3.—*Mat. and Rack. in Linn. Trans.* viii. p. 139.





Drawn by Cap<sup>n</sup>. Brown.

Engraved by W. Lillies, Edinburgh.



## PLATE XLII.

### Fig. 19, 21. LYMNÆA STAGNALIS.

LYMNÆA stagnalis, *Lam. Syst.* vi. partie 2, p. 159.

Lymneus stagnalis, *Drap. Moll.* p. 51, pl. 2, fig. 38, 39.

Helix stagnalis, *Mont. Test. Brit.* p. 367.—*Brown in Ency. Brit.* vi. p. 461.

Fig. 20 and 33. Young shells.

### Fig. 22, 23. LYMNÆA FRAGILIS.

LYMNÆA fragilis, *Brown's MSS.*

Helix fragilis, *Mont. Test. Brit.* p. 369, pl. 16, fig. 7.—*Brown in Ency. Brit.* vi. p. 461.

### Fig. 17, 18. LYMNÆA PALUSTRIS.

LYMNÆA palustris, *Lam. Syst.* vi. partie 2, p. 160.

Lymneus palustris, *Drap. Moll.* p. 52, pl. 2, fig. 40, 41, var. a.

Helix palustris, *Mont. Test. Brit.* p. 370, pl. 16, fig. 10.—*Brown in Ency. Brit.* vi. p. 461.

Fig. 4, 6, 7, 14, 15, 16, 33. Varieties.

Fig. 26. Var. *b.* Black. *Drap.* p. 52, pl. 2, fig. 42.

Fig. 11. Var. *c.* Ash-coloured. *Drap.* p. 52, pl. 2, fig. 43.

### Fig. 29, 30, 31, 32. LYMNÆA AURICULARIA.

LYMNÆA auricularia, *Lam. Syst.* vi. partie 2, p. 161.

Lymneus auricularia, *Drap. Moll.* p. 49, pl. 2, fig. 28, 29.

Helix auricularia, *Mont. Test. Brit.* p. 375, pl. 16, fig. 2.—*Brown in Ency. Brit.* vi. p. 461.

Fig. 37. Variety.

*Linn. Trans.* viii. p. 221, pl. 5, fig. 8\*.

### Fig. 10, 11. LYMNÆA OVATA.

LYMNÆA ovata, *Lam. Syst.* vi. partie 2, p. 161.

Lymneus ovatus, *Drap. Moll.* p. 50, pl. 2, fig. 30, 31.—New as a British species. Found by me in ditches at Bury, in Lancashire.

### Fig. 8, 9, 36, 38. LYMNÆA PEREGRA.

LYMNÆA peregra, *Lam. Syst.* vi. partie 2, p. 161.

Lymnæus pereger, *Drap. Moll.* p. 50, pl. 2, fig. 34, 35.

Helix peregra, *Mont. Test. Brit.* p. 376, pl. 16, fig. 4.

Helix putris, *Brown in Ency. Brit.* vi. p. 461.

### Fig. 39, 40. LYMNÆA LIMOSA.

LYMNÆA limosa, *Brown's MSS.*

Helix limosa, *Lin. Syst.* ii. p. 1249.—*Brown in Wer. Mem.* ii. p. 530, pl. 24, fig. 11.

### Fig. 27, 28. LYMNÆA GLUTINOSA.

LYMNÆA glutinosa, *Brown's MSS.*

Helix glutinosa, *Mont. Test. Brit.* p. 379, pl. 16, fig. 5.

### Fig. 24, 25. LYMNÆA LACUSTRIS.

LYMNÆA lacustris, *Brown's MSS.*—A new species. Found by me in Lochleven, Kinrosshire.—In Lady Jardine's Cabinet.

Fig. 1, 2. LYMNÆA ELONGATUS.

LYMNÆA elongatus, *Brown's MSS.*

Lymneus elongatus, *Drap. Moll.* p. 53, pl. 3, fig. 3, 4.

Helix octanfracta, *Mont. Test. Brit.* p. 396, pl. 11, fig. 8.—*Linn. Trans.* viii. p. 211.

Fig. 12, 13. LYMNÆA FOSSARIA.

LYMNÆA fossaria, *Brown's MSS.*

Lymnæa minuta, *Lam. Syst.* vi. partie 2, p. 162.

Helix fossaria, *Mont. Test. Brit.* p. 372, pl. 16, fig. 9.—*Brown in Ency. Brit.* vi. p. 461.

Fig. 3, 4. Variety.

Fig. 34, 35. SUCCINEA OBLONGA.

SUCCINEA oblonga, *Lam. Syst.* vi. partie 2, p. 135.—*Drap. Moll.* p. 58, pl. 3, fig. 24, 25.

Fig. 41, 42. SUCCINEA AMPHIBIA.

SUCCINEA amphibia, *Lam. Syst.* vi. partie 2, p. 135.—*Drap. Moll.* p. 58, pl. 3, fig. 22, 23.

Helix succinea, *Linn. Trans.* viii. p. 218.

Helix putris, *Mont. Test. Brit.* p. 376, pl. 16, fig. 4.







## PLATE XLIII.

### Fig. 4, 5. NERITINA FLUVIATILIS.

NERITINA fluviatilis, *Lam. Syst.* vi. partie ii. p. 188.

Nerita fluviatilis, *Mont. Test. Brit.* p. 470.—*Brown in Ency. Brit.* vi. p. 462.

### Fig. 14, 15, 21. NERITOIDES LITTORALIS.

NERITOIDES littoralis, *Brown's MSS.*

Nerita littoralis, *Mont. Test. Brit.* p. 467.—*Brown, Ency. Brit.* iv. p. 462.

### Fig. 22. NERITOIDES LITTORALIS. Young shell.

### Fig. 8, 10. NATICA GLAUCINA.

NATICA glaucina, *Lam. Syst.* vi. partie ii. p. 196.

Nerita glaucina, *Mont. Test. Brit.* p. 469.—*Brown in Ency. Brit.* p. 462.

### Fig. 1, 2. NATICA GLAUCINA. Young shell.

### Fig. 13, 16. NATICA CANRENA.

NATICA canrena, *Lam. Syst.* vi. partie ii. p. 199.

Nerita canrena, *Mont. Test. Brit. Sup.* p. 148.—*Brown in Ency. Brit.* vi. p. 462.

### Fig. 3, 6. NATICA RUFA.

NATICA rufa, *Brown's MSS.*

Nerita rufa, *Mont. Test. Brit. Sup.* p. 150.—*Brown in Ency. Brit.* vi. p. 462.

### Fig. 9, 12. NATICA GLABRISSIMA.

NATICA glaberrima, *Brown's MSS.*

Nerita glaberrimus, *Brown in Wern. Mem.* ii. p. 532, pl. 24, f. 12.

### Fig. 17, 19. NATICA PALLIDULA.

NATICA pallidula, *Brown's MSS.*

Nerita pallidula, *Mont. Test. Brit.* p. 468.—*Brown in Ency. Brit.* vi. p. 462.

### Fig. 9, 11. NATICA MAMMILLA.

NATICA mammilla, *Lam. Syst.* vi. partie ii. p. 197.

Nerita mammilla, *Brown in Ency. Brit.* vi. p. 462.

Nerita nitida, *Mont. Test. Brit. Sup.* p. 149.—Although this species has been found in many different parts of the coast around Great Britain, yet I am inclined to think it is not indigenous, but has been brought in ballast, being a common shell in the West Indies.

### Fig. 18, 20. NERITA TUBEROSISSIMA.

NERITA tuberosissima, *Mont. Test. Brit. Sup.* p. 150.—This shell has also a foreign aspect.








PLATE XLIV.

Fig. 5, 7. BULLÆA APERTA.

BULLÆA aperta, *Lam. Syst.* vi. partie ii. p. 30.

Bulla aperta, *Mont. Test. Brit.* p. 208.—*Brown in Ency. Brit.* vi. p. 433.

Fig. 1, 2. SIGARETUS HALIOTOIDEUS.

SIGARETUS Haliotoideus, *Lam. Syst.* vi. partie ii. p. 208.

Bulla Haliotoidea, *Mont. Test. Brit.* p. 211, pl. 7, f. 6.—*Brown in Ency. Brit.* vi. p. 434.

Fig. 3, 4. SIGARETUS FLEXILIS.

SIGARETUS flexilis, *Brown's MSS.*

Bulla flexilis, *Mont. Test. Brit. Sup.* p. 168.

Fig. 9. LAMELLARIA MEMBRANACEA.

LAMELLARIA membranacea, *Mont. in Lin. Tr.* xi. p. 184, pl. 12, fig. 3, 4.

Fig. 14, 15. LAMELLARIA PLUMULA.

LAMELLARIA plumula, *Brown's MSS.*

Bulla plumula, *Mont. Test. Brit.* p. 214, pl. 15, f. 9.—*Brown in Ency. Brit.* vi. p. 434.

Fig. 11, 13. OVULA PATULA.

OVULA patula, *Lam.*

Bulla patula, *Mont. Test. Brit.* p. 93.—*Brown in Ency. Brit.* vi. p. 434.

Fig. 8, 12. CYPRÆA EUROPEA.

CYPRÆA Europea, *Brown in Ency. Brit.* vi. p. 433.

Cypræa pediculus, *Mont. Test. Brit.* p. 200.

Fig. 6. CYPRÆA EUROPEA.

CYPRÆA Europea. The young shell in its first stage of growth.

Bulla diaphana, *Mont. Test. Brit.* p. 225, pl. 7, f. 8.


Fig. 7. CYPRÆA EUROPEA.

CYPRÆA Europea. The young shell in a more advanced stage than Fig. 6.

Cypræa bullata, *Mont. Test. Brit.* p. 202, pl. 6, f. 1.









## PLATE XLV.

\* *Umbilicated.*

### Fig. 12, 15. TROCHUS MAGUS.

TROCHUS magus, *Mont. Test. Brit.* p. 283.—*Penn. Brit. Zool.* iv. t. 80. f. 107.—*Brown in Ency. Brit.* vi. p. 450.

### Fig. 9, 11. TROCHUS UMBILICATUS.

TROCHUS umbilicatus, *Mont. Test. Brit.* p. 286.—*Donov. Brit. Shells*, iii. t. 75.—Three middle figures.—*Turton's Brit. Fauna*, p. 178.

### Fig. 2, 3. TROCHUS TUMIDUS.

TROCHUS tumidus, *Mont. Test. Brit.* p. 280.—*Turton, Brit. Fauna*, p. 177.

### Fig. 5, 8. TROCHUS CINERARIUS.

TROCHUS cinerarius, *Mont. Test. Brit.* p. 284.—*Brown in Ency. Brit.* vi. p. 450.—*Turton, Brit. Fauna*, p. 178.

### Fig. 10. TROCHUS LINEATUS, Variety.—In Lady Jardine's Cabinet.

### Fig. 1, 4. TROCHUS LITTORALIS.

TROCHUS littoralis, *Brown's MSS.*—A new species, from Killoch, county of Down.—In Lady Jardine's Cabinet.

\*\* *Not Umbilicated.*

### Fig. 16, 19. TROCHUS ZIZYPHINUS.

TROCHUS zizyphinus, *Mont. Test. Brit.* p. 274.—*Brown, Ency. Brit.* iv. p. 452.

Fig. 17, 18. TROCHUS ZIZYPHINUS, Variety without markings.—Lady Jardine's Cabinet, From Tenby, Wales.

### Fig. 21, 22. TROCHUS ZIZYPHINUS.

TROCHUS zizyphinus, a beautiful smooth variety dredged in the German Ocean, off Sunderland, by Mr Dixon, Bishop-Wearmouth.—In Lady Jardine's Cabinet.

### Fig. 24, 29. TROCHUS ZIZYPHINUS.

TROCHUS zizyphinus, a beautiful smooth variety dredged off the Coast of Down, in Ireland.—The above two smooth varieties are found in very deep water.—Lady Jardine's Cabinet.

### Fig. 20, 23. TROCHUS DISCREPANS.

TROCHUS discrepans, *Brown in Wer. Mem.* ii. p. 501, pl. 24. Figs. 4, 4.

### Fig. 6, 7. TROCHUS CRASSUS.

TROCHUS crassus, *Mont. Test. Brit.* p. 281.—*Brown in Ency. Brit.* vi. p. 452.

Trochus lineatus, *Donov. Brit. Sh.* ii. p. 271.

### Fig. 13, 14. TROCHUS PAPILLOSUS.

TROCHUS papillosus, *Mat. and Rack. in Lin. Tr.* viii. p. 155.—*Brown in Ency. Brit.* vi. p. 452.


Trochus tenuis, *Mont. Test. Brit.* p. 275.—*Turton, Brit. Fauna*, p. 177.

### Fig. 25, 26. TROCHUS ERYTHROLEUCOS.

TROCHUS erythroleucos, *Turton's Linné*, v. p. 463.—*Brown in Ency. Brit.* vi. p. 452.—*Mont. Test. Brit.* p. 227.







## PLATE XLVI.

### Fig. 33, 34. TURBO STRIATULUS.

TURBO striatulus, *Mont. Test. Brit.* p. 306, pl. 10, fig. 5.—*Mat. and Rack. in Linn. Trans.* viii. p. 172.

### Fig. 35. TURBO QUADRIFASCIATUS.

TURBO quadrifasciatus, *Mont. Test. Brit.* p. 328, pl. 20, fig. 7.—*Mat. and Rack. in Linn. Trans.* viii. p. 167.

### Fig. 23. TURBO AUREUS.

TURBO aureus, *Brown's MSS.*—A new species. Found at Seaton by W. C. Trevelyan, Esq.—In the cabinet at Wallington.

### Fig. 1, 2, 3, 4, 5, 6, 7, 8, 9. TURBO LITTOREUS.

TURBO littoreus, *Mont. Test. Brit.* p. 301.—*Brown in Ency. Brit.* vi. p. 453.—*Mat. and Rack. in Linn. Trans.* viii. p. 158, pl. 4, fig. 8, 9, 10, 11.

### Fig. 10, 11, 12, 13, 14, 25. TURBO RUDIS.

TURBO rudis, *Mont. Test. Brit.* p. 304.—*Mat. and Rack. in Linn. Trans.* viii. p. 159, pl. 4, fig. 12, 13.

### Fig. 15, 16. TURBO JUGOSUS.

TURBO jugosus, *Mat. and Rack. in Linn. Trans.* viii. p. 158, pl. 4, fig. 7.—*Mont. Test. Brit.* p. 586, pl. 20, fig. 2.

### Fig. 18, 19. TURBO TENEBROSUS.

TURBO tenebrosus, *Mont. Test. Brit.* p. 303, pl. 20, fig. 4.—*Pulteney in Hutch. Dorset.* pl. 18, fig. 15.

### Fig. 20, 21. TURBO LABIATUS.

TURBO labiatus, *Brown's MSS.*—A new shell. Found at Penzance by General Bingham, and in his cabinet.

### Fig. 22. TURBO DISPAR.

TURBO dispar, *Montagu in Linn. Trans.* xi. p. 195, pl. 13, fig. 4.

### Fig. 17. TURBO PETRÆUS.

TURBO petræus, *Mont. Test. Brit.* p. 403.—*Pulteney in Hutch. Dorset.* pl. 18, fig. 13.

### Fig. 24. TURBO NERITIFORMIS.

TURBO neritiformis, *Brown's MSS.*—A new shell. Found by me in Lough Strangford, Ireland, adhering to stones near Downpatrick.

### Fig. 26, 27. TURBO ZICZAC.

TURBO ziczac, *Mat. and Rack. in Linn. Trans.* viii. p. 160, pl. 4, fig. 14.

### *Umbilicated.*

### Fig. 28, 29. TURBO MARGARITA.

TURBO Margarita, *Brown's MSS.*

Helix Margarita, *Mont. Test. Brit. Sup.* p. 143.

### Fig. 30, 31. TURBO OLIVACEUS.

TURBO olivaceus, *Brown's MSS.*—A new species. Found at Greenock by Stewart Ker, Esq. Not uncommon.

### Fig. 36, 37. TURBO CARNEUS.

TURBO carneus, *Lowe in Zool. Journ.* ii. p. 107, pl. 5, fig. 12, 13.—A new species. Found by R. T. Lowe, Esq. at Oban, Argyllshire.

Fig. 38, 39. **TURBO FABALIS.**

*TURBO fabalis*, *Turton in Zool. Journ.* ii. p. 366, pl. 13, fig. 10.—Discovered on the rocks at Scarborough by Mr Bean.

Fig. 40, 41. **PHASIANELLA STYLIFERA.**

*PHASIANELLA stylifera*, *Turton in Zool. Journ.* ii. p. 367, pl. 13, fig. 11.—Found by Dr Turton attached to the spines of the *Echinus esculentus*, dredged up in Torbay.

Fig. 42. **PHASIANELLA PULLUS.**

*PHASIANELLA pullus*, *Brown's MSS.*

*Turbo pullus*, *Mont. Test. Brit.* p. 319.—*Don. Brit. Sh.* pl. 2, fig. 2-6.

Fig. 43. **PHASIANELLA CRASSIOR.**

*PHASIANELLA crassior*, *Brown's MSS.*

*Turbo crassior*, *Mont. Test. Brit.* p. 309, pl. 20, fig. 1.—*Mat. and Rack. in Linn. Trans.* viii. p. 159.

Fig. 44, 45. **PHASIANELLA BIFASCIATA.**

*PHASIANELLA bifasciata*.—A new species. Found at Portobello by General Bingham adhering to Algæ.—In his cabinet.

Fig. 46. **PHASIANELLA VINCTUS.**

*PHASIANELLA vinctus*, *Brown's MSS.*

*Turbo vinctus*, *Mont. Test. Brit.* p. 307, pl. 20, fig. 3.—*Mat. and Rack. in Linn. Trans.* viii. p. 167.

Fig. 47. **PHASIANELLA CORNEUS.**

*PHASIANELLA corneus*, *Brown's MSS.*—A new species. Found by me at Portobello.

Fig. 48. **PHASIANELLA CANALIS.**

*PHASIANELLA canalis*, *Brown's MSS.*

*Helix canalis*, *Mont. Test. Brit.* p. 309, pl. 12, fig. 11.—*Mat. and Rack. in Linn. Trans.* viii. p. 220.

Fig. 49. **PHASIANELLA STRIATUS.**

*PHASIANELLA striatus*, *Brown's MSS.*—A new species. Found by me at the rock of St Skae, Forfarshire.

Fig. 54. **PHASIANELLA FASCIATA.**

*PHASIANELLA fasciata*, *Brown's MSS.*

*Helix fasciata*, *Mont. Test. Brit.* p. 446.—*Adams in Linn. Trans.* v. pl. 1, fig. 20, 21.

Fig. 50, 51. **LUTEA SUBPELLUCIDA.**

*LUTEA subpellucida*, *Brown's MSS.*

*Helix lutea*, *Mont. Test. Brit.* p. 380, pl. 16, fig. 6.—*Mat. and Rack. in Linn. Trans.* viii. p. 222.


Fig. 52, 53. **LUTEA LACUNA.**

*LUTEA lacuna*, *Brown's MSS.*

*Helix lacuna*, *Mont. Test. Brit.* p. 428, pl. 13, fig. 6.—*Mat. and Rack. in Linn. Trans.* viii. p. 201.



PLATE 46.





## PLATE XLVII.

### Fig. 1, 4. FUSUS BAMFFIUS.

FUSUS Bamffius, *Brown's MSS.*

Murex Bamffius, *Mont. Test. Brit. Sup.* p. 117.—*Brown in Ency. Brit.* vi. p. 449.

### Fig. 2. FUSUS ASPERRIMUS.

FUSUS asperrimus, *Leach's MSS.*—A New Shell found on the Dorsetshire coast, and in the British Museum.

### Fig. 3. FUSUS ELEGANS.

FUSUS elegans, *Leach's MSS.*—A New Shell found on the Devonshire Coast, and in the British Museum.

### Fig. 7, 9. FUSUS CORNEUS.

FUSUS corneus, *Brown's MSS.*

Murex corneus, *Mont. Test. Brit.* p. 258.—*Brown in Ency. Brit.* vi. p. 448.

### Fig. 11, 12. FUSUS CORNEUS.

FUSUS corneus. Variety found at Seaton by W. C. Trevelyan, Esq., and in the cabinet at Wallington.

### Fig. 8. FUSUS ANTIQUUS.

FUSUS antiquus, *Brown's MSS.*

Murex antiquus, *Mont. Test. Brit.* p. 257.—*Brown in Ency. Brit.* vi. p. 447.

### Fig. 10, 13. FUSUS SUB-ANTIQUATUS.

FUSUS sub-antiquatus, *Brown's MSS.*

Murex antiquus, *Mont. Test. Brit. Sup.* p. 115.


Murex sub-antiquatus, *Linn. Trans.* viii. p. 147.—*Brown in Ency. Brit.* vi. p. 447.—I have great doubts of this being a British shell.

### Fig. 5, 6. MUREX ERINACEUS.

MUREX erinaceus, *Mont. Test. Brit.* p. 259.—*Brown in Ency. Brit.* vi. p. 446.—*Turton's Brit. Fauna*, p. 174.



THE UNIVERSITY OF MICHIGAN  
LIBRARY





## PLATE XLVIII.

### Fig. 26. CERITHIUM COSTATUM.

CERITHIUM costatum, *Brown's MSS.*

*Strombus costatus*, *Mont. Test. Brit.* p. 255.—*Mat. and Rack. in Linn. Trans.* viii. p. 142.—*Don. Brit. Sh.* pl. 94.

### Fig. 27. CERITHIUM MINUTUM.

CERITHIUM minutum, *Brown's MSS.*

*Strombus turboformis*, *Mont. Test. Brit. Sup.* p. 110, pl. 30, fig. 7.

### Fig. 63. CERITHIUM RETICULATUM.

CERITHIUM reticulatum, *Brown's MSS.*

*Murex reticulatus*, *Mont. Test. Brit.* p. 272.—*Mat. and Rack. in Linn. Trans.* viii. p. 150.

*Strombiformis reticulatus*, *Da Costa's Brit. Conch.* p. 117, pl. 8, fig. 3.

\* *Reversed.*

### Fig. 64. CERITHIUM ADVERSUM.

CERITHIUM adversum, *Brown's MSS.*

*Murex adversus*, *Mont. Test. Brit.* p. 271.—*Don. Brit. Sh.* pl. 159.—*Mat. and Rack. in Linn. Trans.* viii. p. 126.

### Fig. 66. CERITHIUM TUBERCULATUM.

CERITHIUM tuberculatum, *Brown's MSS.*

*Murex tuberculatum*, *Mont. Test. Brit.* p. 270.—*Mat. and Rack. in Linn. Trans.* viii. p. 150.

### Fig. 40. PLEUROTOMA SINUOSA.

PLEUROTOMA sinuosa, *Brown's MSS.*

*Murex sinuosus*, *Mont. Test. Brit.* p. 264, pl. 9, fig. 8.—*Mat. and Rack. in Linn. Trans.* viii. p. 143.

### Fig. 29, 30. PLEUROTOMA RETICULATA.

PLEUROTOMA reticulata, *Brown's MSS.*—A new species. Found by Stewart Ker, Esq. at Rowe.—In Lady Jardine's cabinet.

### Fig. 31, 32, 33. FUSUS CARINATUS.

FUSUS carinatus, *Brown's MSS.*

*Murex carinatus*, *Laskey in Wern. Mem.* i. p. 400, pl. 8, fig. 9.—This is not the young of *Penn. Brit. Zool.* pl. 17, fig. 96, as he supposes.

### Fig. 25. FUSUS PURPUREUS.

FUSUS purpureus, *Brown's MSS.*

*Murex purpureus*, *Mont. Test. Brit.* p. 260, pl. 9, fig. 3.—*Mat. and Rack. in Linn. Trans.* viii. p. 148.

### Fig. 51, 52. FUSUS TURRICULUS.

FUSUS turriculus, *Brown's MSS.*

*Murex turricula*, *Mont. Test. Brit.* p. 268, pl. 9, fig. 5.—*Mat. and Rack. in Linn. Trans.* viii. p. 144.

### Fig. 1, 2. FUSUS LINEATUS.

FUSUS lineatus, *Brown's MSS.*—A new species. Found on the coast of Ireland by Dr Drummond of Dublin.—In the cabinet of Dr Leach, British Museum.

**Fig. 5. FUSUS CRANCHII.**

*Fusus Cranchii*, *Brown's MSS.*—A new species. Found on the Devonshire Coast.—In the cabinet of Dr Leach, British Museum.

**Fig. 45, 46. FUSUS COSTATUS.**

*Fusus costatus*, *Brown's MSS.*

*Murex costatus*, *Mont. Test. Brit.* p. 265.—*Mat. and Rack. in Linn. Trans.* viii. p. 144.

**Fig. 47, 48. FUSUS RUFUS.**

*Fusus rufus*, *Brown's MSS.*

*Murex rufus*, *Mont. Test. Brit.* p. 263.—*Mat. and Rack. in Linn. Trans.* viii. p. 145.

**Fig. 18, 24. FUSUS MINUTUS.**

*Fusus minutus*, *Brown's MSS.*—A new species. Found by me in Lough Strangford, Ireland.—In Lady Jardine's cabinet.

**Fig. 56, 57. FUSUS PUNCTATUS.**

*Fusus punctatus*, *Brown's MSS.*—A new species. Found by me at Holy Island, coast of Northumberland.—In Lady Jardine's cabinet.

**Fig. 12, 13. FUSUS GYRINUS.**

*Fusus gyrinus*, *Brown's MSS.*

*Murex gyrinus*, *Mont. Test. Brit. Sup.* p. 170.

**Fig. 14, 15. FUSUS ACCINCTUS.**

*Fusus accinctus*, *Brown's MSS.*

*Murex accinctus*, *Mont. Test. Brit. Sup.* p. 114.

**Fig. 41, 42. FUSUS FASCIATUS.**

*Fusus fasciatus*, *Brown's MSS.*—A new species. Found at Dunbar by General Bingham.

**Fig. 22, 23. FUSUS LINEARIS.**

*Fusus linearis*, *Brown's MSS.*

*Murex linearis*, *Mont. Test. Brit.* p. 261, pl. 9, fig. 4.

**Fig. 40. FUSUS PROXIMUS.**

*Fusus proximus*, *Brown's MSS.*

*Murex proximus*, *Mont. Test. Brit. Sup.* p. 118, pl. 30, fig. 8.

**Fig. 37, 38. FUSUS ATTENUATUS.**

*Fusus attenuatus*, *Brown's MSS.*

*Murex attenuatus*, *Mont. Test. Brit.* p. 266, pl. 9, fig. 6.

**Fig. 16, 17. FUSUS GRACILIS.**

*Fusus gracilis*, *Brown's MSS.*

*Murex gracilis*, *Mont. Test. Brit.* p. 267, pl. 15, fig. 5, and p. 586.

**Fig. 10. FUSUS NEBULA.**

*Fusus nebula*, *Brown's MSS.*

*Murex nebula*, *Mont. Test. Brit.* p. 267, pl. 15, fig. 6.

**Fig. 11. FUSUS SEPTANGULARIS.**

*Fusus septangularis*, *Brown's MSS.*

*Murex septangularis*, *Mont. Test. Brit.* p. 268, pl. 9, fig. 5.

**Fig. 8, 9. FUSUS CRASSUS.**

*Fusus crassus*, *Brown's MSS.*—A new shell. Found at Prestonpans by me.—In Lady Jardine's cabinet.



PLATE XLVIII. Continued.

49, 50. FUSUS DISCREPANS.

*Fusus discrepans*, *Brown's MSS.*—A new species. Found at Dunbar by General Bingham.

Fig. 3, 4. FUSUS FUSCUS.

*Fusus fuscus*, *Brown's MSS.*—A new species. Found by me at Killinchy, Lough Strangford, county of Down, Ireland.

Fig. 43, 44. FUSUS CASTANEUS.

*Fusus castaneus*, *Brown's MSS.*—A new shell. Found at Dunbar by General Bingham.

Fig. 6, 7. FUSUS DISCORS.

*Fusus discors*, *Brown's MSS.*—A new species. Found by me at Portobello.—In Lady Jardine's cabinet.

Fig. 53, 55. FUSUS DECUSSATUS.

*Fusus decussatus*, *Brown's MSS.*—A new shell. Found by me at Killough, county of Down, Ireland.—In Lady Jardine's cabinet.

Fig. 35, 36. FUSUS MINIMUS.

*Fusus minimus*, *Brown's MSS.*—A new species. Found by me at Holy Island.—In my cabinet.

Fig. 34. FUSUS BREVIS.

*Fusus brevis*, *Brown's MSS.*—A new species. Found by me at Dunbar.—In Lady Jardine's cabinet.

Fig. 19, 20. FUSUS PYRAMIDATUS.

*Fusus pyramidatus*, *Brown's MSS.*—A new species. Found by me at St Abbs Head.—In my cabinet.

Fig. 58, 59. FUSUS SUBNIGERIS.

*Fusus subnigeris*, *Brown's MSS.*—A new species. Found by me at St Cyrus, Kincardineshire.—In my cabinet.

Fig. 62. FUSUS ALBUS.

*Fusus albus*, *Brown's MSS.*—A new species. Found by General Bingham at Dunbar.—In his cabinet.

Fig. 65. FUSUS PICTUS.

*Fusus pictus*, *Brown's MSS.*

*Purpura picta*, *Turton in Zool. Journ.* ii. p. 365, pl. 13, fig. 8.—Found in the British Channel.

Fig. 28. MUREX MURICATUS.

*Murex muricatus*, *Mont. Test. Brit.* p. 262, pl. 9, fig. 2.—*Mat. and Rack. in Linn. Trans.* viii. p. 149.

Fig. 60. MUREX CRATICULATUS.

*Murex craticulatus*, *Brown's MSS.*—A new species. Found by me at Holy Island.—In Lady Jardine's cabinet.

Fig. 39. ROSTELLARIA PES-PELECANI.

*Rostellaria pes-pelecani*, *Lam. Syst.* vii. p. 193.

*Strombus pes-pelecani*, *Mont. Test. Brit.* p. 253.

Fig. 21. ROSTELLARIA PES-PELECANI. Young shell.

Fig. 61. ACHATINA ALBA.

*Achatina alba*, *Brown's MSS.*

*Buccinum terrestre*, *Mont. Test. Brit.* p. 248, pl. 8, fig. 3.

First main paragraph of handwritten text.

Second main paragraph of handwritten text.

Third main paragraph of handwritten text.

Fourth main paragraph of handwritten text.

Fifth main paragraph of handwritten text.

Sixth main paragraph of handwritten text.

Seventh main paragraph of handwritten text.

Vertical column of handwritten text on the left side of the page.

Vertical column of handwritten text on the right side of the page.





## PLATE XLIX.

### Fig. 1. CASSIDARIA LÆVE.

CASSIDARIA læve, *Brown's MSS.*

Buccinum læve, *Adams in Linn. Trans.* iii. pl. 13, fig. 7, 8.—*Mont. Test. Brit.* p. 251.—*Mat. and Rack. in Linn. Trans.* viii. p. 140.

### Fig. 2. CASSIDARIA MINUTA.

CASSIDARIA minuta, *Brown's MSS.*

Buccinum minutum, *Adams in Linn. Trans.* iii. pl. 13, fig. 5, 6.—*Mont. Test. Brit.* p. 250.—*Mat. and Rack. in Linn. Trans.* p. 140.

### Fig. 3. CASSIDARIA OBTUSA.

CASSIDARIA obtusa, *Brown's MSS.*

Buccinum obtusissimum, *Adams in Linn. Trans.* iii. pl. 13, fig. 9, 10.—*Mont. Test. Brit.* p. 251.

### Fig. 4. PURPURA LAPILLUS.

PURPURA lapillus, *Lam. Syst.* vii. p. 244.

Buccinum lapillus, *Mont. Test. Brit.* p. 239.—*Penn. Brit. Zool.* iv. pl. 72, fig. 89.—*Brown in Ency. Brit.* vi. p. 441.  
—The ordinary variety, with the outer lip thick. Found on most rocky shores.

### Fig. 5. PURPURA LAPILLUS.

PURPURA lapillus, *Penn. Brit. Zool.* iv. pl. 72, fig. 89, 3d.—With outer lip thin, and the body and spires fasciated.

### Fig. 6. PURPURA LAPILLUS.

Purpura Anglicanæ, *Lister's Conch.* pl. 965, fig. 18.—Lister does not say from whence he obtained this singular variety.

### Fig. 7. PURPURA LAPILLUS.

PURPURA lapillus.—A variety with outer lip thin, and devoid of the strong spiral striæ. This variety is very common of all colours, adhering to the pillars of the bridge at Montrose.

### Fig. 8. BUCCINUM UNDATUM.

BUCCINUM undatum, *Lam. Syst.* vii. p. 263.—*Mont. Test. Brit.* p. 237.—*Penn. Brit. Zool.* iv. pl. 73, fig. 90.—*Don. Brit. Sh.* pl. 104.—*Brown in Ency. Brit.* vi. p. 443.—This was figured from a fine and large specimen in the cabinet of John Nicol, Esq.

### Fig. 9, 10. BUCCINUM UNDATUM.

BUCCINUM undatum.—A reversed *lusus*. Found by Walter Calverly Trevelyan, Esq. at Ramsgate.—In the cabinet at Wallington.

### Fig. 11. BUCCINUM ANGLICANUM.

BUCCINUM Anglicanum, *Lam. Syst.* vii. p. 264.

Buccinum striatum, *Penn. Brit. Zool.* iv. p. 121.—*List. Angl.* p. 157, pl. 3, fig. 3.—This shell has been long supposed to be only a variety of the *B. undatum*. It is common on the whole western coast of Great Britain and east coast of Ireland, but is seldom met with on the east coast of Britain.

### Fig. 12, 13. BUCCINUM GLACIALE.

BUCCINUM glaciale, *Don. Brit. Sh.* pl. 154.—*Mont. Test. Brit. Sup.* p. 109.—*Mat. and Rack. in Linn. Trans.* viii. p. 136.—*Brown in Ency. Brit.* vi. p. 442.—*Turton in Zool. Journ.* ii. p. 564.—Taken alive at Torbay.

Fig. 14. BUCCINUM HUMPHREYSIANUM.

BUCCINUM Humphreysianum, *Bennet in Zool. Journ.* i. p. 398.—Found in the harbour of Cork, Ireland, by E. T. Bennet, Esq.

Fig. 15. BUCCINUM OVUM.

BUCCINUM ovum, *Turton in Zool. Journ.* ii. p. 366, pl. 13, fig. 9.—Dredged off Plymouth.

Fig. 16, 17. BUCCINUM BREVE.

BUCCINUM breve, *Adams in Linn. Trans.* iii. pl. 13, fig. 3, 4.—*Mont. Test. Brit.* p. 250.

Fig. 18. BUCCINUM OBTUSULUM.

BUCCINUM obtusulum, *Walker's Test. Min. Rar.* pl. 3, fig. 89.—*Adams' Micr.* pl. 14, fig. 25.—*Mont. Test. Brit.* p. 250.

\* *Columella callous*, (*Nassæ.*)

Fig. 19. BUCCINUM HEPATICUM.

BUCCINUM hepaticum, *Mont. Test. Brit.* p. 243, pl. 8, fig. 1.—*Mat. and Rack. in Linn. Trans.* viii. p. 135.—*Brown in Ency. Brit.* vi. p. 441.

Fig. 20, 21. BUCCINUM AMBIGUUM.

BUCCINUM ambiguum, *Mont. Test. Brit.* p. 242, pl. 9, fig. 7.—*Mat. and Rack. in Linn. Trans.* viii. p. 138, pl. 4, fig. 5.—*Brown in Ency. Brit.* vi. p. 443.

Fig. 22. BUCCINUM RETICULATUM.

BUCCINUM reticulatum, *Mon. Test. Brit.* p. 240.—*Don. Brit. Sh.* pl. 76.—*Brown in Ency. Brit.* vi. p. 443.

Fig. 23. BUCCINUM MACULA.

BUCCINUM macula, *Mont. Test. Brit.* p. 241, pl. 8, fig. 4.—*Mat. and Rack. in Linn. Trans.* viii. pl. 4, fig. 4.—*Brown in Ency. Brit.* vi. p. 443.

Fig. 24. BUCCINUM VARICOSUM.

BUCCINUM varicosum, *Brown's MSS.*

*Tritonia varicosa*, *Turton in Zool. Journ.* ii. p. 365, pl. 13, fig. 7.—Discovered by Mr Griffith, in Torbay.


Fig. 25. BUCCINUM MINIMUM.

BUCCINUM minimum, *Mont. Test. Brit.* p. 247, pl. 8, fig. 2.—*Mat. and Rack. in Linn. Trans.* viii. p. 138.—*Brown in Ency. Brit.* vi. p. 443.

Fig. 26. BUCCINUM BRYERIUM.

BUCCINUM Bryerium, *Brown's MSS.*

*Turbo Bryereus*, *Mont. Test. Brit.* p. 313, pl. 15, fig. 8.—*Mat. and Rack. in Linn. Trans.* viii. p. 172.







## PLATE L.

### Fig. 1, 2. PYRAMIS SEMICOSTATUS.

PYRAMIS semicostatus, *Brown's MSS.*

Turbo semicostatus, *Mont. Test. Brit.*-p. 326, pl. 21, fig. 5.

### Fig. 3. PYRAMIS SEMISTRIATUS.

PYRAMIS semistriatus, *Brown's MSS.*

Turbo semistriatus, *Mont. Test. Brit. Sup.* p. 136.

### Fig. 4. PYRAMIS CALYTHISCUS.

PYRAMIS calythiscus, *Brown's MSS.*

Turbo calythiscus, *Mont. Test. Brit. Sup.* p. 132, pl. 30, fig. 5.

### Fig. 5, 6. PYRAMIS MACULATUS.

PYRAMIS maculatus.—A new shell. Discovered by Sir A. Molesworth in sand opposite Padstow; and found at Weymouth by Dr Goodall.—In the cabinet of Dr Goodall.

### Fig. 7. PYRAMIS DISJUNCTUS.

PYRAMIS disjunctus, *Brown's MSS.*

Turbo disjunctus, *Mont. Test. Brit. Sup.* p. 128.—*Laskey in Wern. Mem.* i. p. 405, pl. 8, fig. 3.

### Fig. 8. PYRAMIS STRIGATUS.

PYRAMIS strigatus, *Brown's MSS.*

Turbo strigatus, *Mont. Test. Brit.* p. 331.

### Fig. 10. JAMINIA INTERSTINCTA.

JAMINIA interstincta, *Brown's MSS.*

Turbo interstinctus, *Mont. Test. Brit.* p. 324, pl. 12, fig. 10.

### Fig. 11. JAMINIA PULLUS.

JAMINIA pullus.—A new species. Found by me at Montrose.—In my cabinet

### Fig. 12. PYRAMIS ARENARIA.

PYRAMIS arenaria, *Brown's MSS.*

Helix arenaria, *Mat. and Rack. in Linn. Trans.* viii. p. 214.

Turbo decussatus, *Mont. Test. Brit.* p. 322, pl. 12, fig. 4.

### Fig. 13. PYRAMIS SUBRUFUS.

PYRAMIS subrufus, *Brown's MSS.*

Turbo subrufus, *Mont. Test. Brit.* p. 334.

### Fig. 9, 14, 15, 41. PYRAMIS ULVÆ.

PYRAMIS ulvæ, *Brown's MSS.*

Turbo ulvæ, *Mont. Test. Brit.* p. 318.—*Mat. and Rack. in Linn. Trans.* viii. p. 164.

### Fig. 16, 19. PYRAMIS ALBULUS.

PYRAMIS albulus, *Brown's MSS.*

Turbo albulus, *Mont. Test. Brit.* p. 332.

Fig. 17. PYRAMIS RUBER.

TURBO ruber, *Mont. Test. Brit.* p. 320.

Fig. 18. PYRAMIS TURRICULUS.

PYRAMIS turriculus.—A new species. Found by Dr Goodall on the Devonshire Coast.—In his cabinet.

Fig. 20. PYRAMIS ADAMSII.

PYRAMIS Adamsii,

Turbo Adamsii, *Mat. and Rack. in Linn. Trans.* viii. p. 185.

Turbo elegans, *Adams in Linn. Trans.* iii. p. 66, pl. 13, fig. 31, 32.

Fig. 21. PHASIANELLA SCRIPTUS.

PHASIANELLA scriptus,

Turbo scriptus, *Mat. and Rack. in Linn. Trans.* viii. p. 185.

Fig. 22. PYRAMIS STRIATUS.

PYRAMIS striatus, *Brown's MSS.*

Helix striata, *Mat. and Rack. in Linn. Trans.* viii. p. 204.—*Walker's Test. Min. Rar.* pl. 1, fig. 27.

Fig. 23, 24. PYRAMIS LABIOSUS.

PYRAMIS labiosus,

Turbo labiosus, *Mat. and Rack. in Linn. Trans.* viii. p. 164.

Helix labiosa, *Mont. Test. Brit.* p. 400, pl. 13, fig. 7.

Fig. 25, 26. PYRAMIS NIVOSUS.

PYRAMIS nivosus,

Turbo nivosus, *Mont. Test. Brit.* p. 326.—*Mat. and Rack. in Linn. Trans.* viii. p. 163.

Fig. 27, 28. PYRAMIS OBTUSUS.

PYRAMIS obtusus.—A new species. Found by General Bingham at St Fergus Bay, Peterhead.

Fig. 29. PYRAMIS BINGHAMI.

PYRAMIS Binghami.—A new species. Found by General Bingham at St Fergus Bay, Peterhead.

Fig. 30. PYRAMUS RETICULATUS.

PYRAMUS reticulatus,

Turbo reticulatus, *Mont. Test. Brit.* p. 322.—*Mat. and Rack. in Linn. Trans.* viii. p. 172.

Fig. 31. PYRAMIS CANDIDUS.

PYRAMIS candidus.—A new species. Found at Belton sands by General Bingham.—In his cabinet.

Fig. 32. PYRAMIS DISCORS.

PYRAMIS discors.—A new species. Found by General Bingham at Dunbar.

Fig. 34, 35. JAMINIA UNIDENTATA.

JAMINIA unidentata, *Brown's MSS.*

Turbo unidentatus, *Mont. Test. Brit.* p. 324.

PLATE L. Continued.

Fig. 36. PYRAMIS ACUTISSIMUS.

PYRAMIS acutissimus.—A new shell. Found on Belton sands by General Bingham.

Fig. 37. PYRAMIS GLABRUS.

PYRAMIS glabrus.—A new species. Found at Belton sands by General Bingham.—In his cabinet.

Fig. 38. JAMINIA OBTUSA.

JAMINIA obtusa.—A new shell. Found at Dunbar by General Bingham.

Fig. 39. PYRAMIS LAMARCKII.

PYRAMIS Lamarckii.—A new species. Found at Belton sands by General Bingham.—In his cabinet.

Fig. 40. PYRAMIS SPIRALIS.

TURBO spiralis, *Mont. Test. Brit.* p. 323.

Fig. 42. PYRAMIS APPROXIMUS.

PYRAMIS approximus.—A new species. Found by General Bingham at Belton sands.—In his cabinet.

Fig. 43. PYRAMIS PUNCTURA.

PYRAMIS punctura.

Turbo punctura, *Mont. Test. Brit.* p. 320, pl. 12, fig. 5.

Fig. 44. PYRAMIS SUBUMBILICATUS.

PYRAMIS subumbilicatus, *Mont. Test. Brit.* p. 316.—*Mat. and Rack. in Linn. Trans.* viii. p. 165.

Fig. 45. PYRAMIS INTERRUPTUS.

PYRAMIS interruptus.

Turbo interruptus, *Mont. Test. Brit.* p. 327, pl. 20, fig. 8.—*Mat. and Rack. in Linn. Trans.* viii. p. 166.

Fig. 46, 48. PYRAMIS UNICUS.

PYRAMIS unicus.

Turbo unicus, *Mont. Test. Brit.* p. 311, pl. 10, fig. 6.—*Mat. and Rack. in Linn. Trans.* viii. p. 174.

Fig. 47. PYRAMIS INDISTINCTUS.

PYRAMIS indistinctus.

Turbo indistinctus, *Mont. Test. Brit. Sup.* p. 129.

Fig. 49, 50. PYRAMIS SUBTRUNCATUS.

PYRAMIS subtruncatus.

Turbo subtruncatus, *Mont. Test. Brit.* p. 300, pl. 10, fig. 1.

Fig. 51, 52. PYRAMIS LÆVIS.

PYRAMIS lævis.—A new species. Found at Dunbar by General Bingham.—In his cabinet.

Fig. 53. PYRAMIS CRENATUS.

PYRAMIS crenatus.—A new species. Found by General Bingham at Belton.—In his cabinet.

Fig. 54. PYRAMIS NITIDISSIMUS.

PYRAMIS nitidissimus.

Turbo nitidissimus, *Mont. Test. Brit.* p. 299, pl. 12, fig. 1.—*Mat. and Rack. in Linn. Trans.* viii. p. 175.

Fig. 55, 56. PYRAMIS PARVUS.

PYRAMIS parvus.

Turbo parvus, *Mont. Test. Brit.* p. 310.

Turbo lacteus, *Don. Brit. Sh.* pl. 90.

Fig. 57. PYRAMIS DECUSSATUS.

PYRAMIS decussatus.

Turbo striatus, *Mat. and Rack. in Linn. Trans.* viii. p. 173.—*Walker's Test. Min. Rar.* fig. 49.

Fig. 58. PYRAMIS LACTEUS.

PYRAMIS lacteus.—A new species. Found by me at Belton sands.

Fig. 59, 60. PYRAMIS POLITUS.

PYRAMIS politus.

Helix polita, *Mont. Test. Brit.* p. 398.—*Mat. and Rack. in Linn. Trans.* viii. p. 210.

Fig. 61. PYRAMIS ELEGANTISSIMUS.

PYRAMIS elegantissimus.

Helix elegantissima, *Mont. Test. Brit.* p. 298, pl. 10, fig. 2.—*Mat. and Rack. in Linn. Trans.* viii. p. 209.

Fig. 62. PYRAMIS SUBARCUATUS.

TURBO subarcuatus, *Mat. and Rack. in Linn. Trans.* viii. p. 185.—*Adams in Linn. Trans.* iii. p. 66, pl. 13, fig. 27, 28.

Fig. 63. PYRAMIS PYRAMIDILLUS.

PYRAMIS pyramidillus.

Helix decussatus, *Mont. Test. Brit.* p. 399, pl. 15, fig. 7.

Fig. 64, 65. PYRAMIS SUBULATUS.

PYRAMIS subulatus.

Helix subulata, *Mont. Test. Brit. Sup.* p. 142.—*Don. Brit. Sh.* pl. 172.

Fig. 66. PYRAMIS SPIROLINUS.

PYRAMIS spirolinus.—A new species. Found by me on the coast of St Cyrus, Kincardineshire.

Fig. 67. PYRAMIS CARINATULUS.

PYRAMIS carinatus.

Turbo carinatus, *Mont. Test. Brit.* p. 331.

Fig. 68. PYRAMIS CONIFERUS.

PYRAMIS coniferus, *Mont. Test. Brit.* p. 314, pl. 15, fig. 2.—*Mat. and Rack. in Linn. Trans.* viii. p. 173.

Fig. 69. PYRAMIS SULCATUS.

PYRAMIS sulcatus.—A new species. Found at Dunbar by General Bingham.

PLATE L. Continued.

Fig. 70, 71. PYRAMIS DISCREPANS.

PYRAMIS discrepans.—A new species. Found by Dr Goodall on the Devonshire coast.—In his cabinet.

Fig. 72. PYRAMIS FUSCATUS.

PYRAMIS fuscatus.—A new species. Found by me at Port-Seaton.

Fig. 73. PYRAMIS CINGILLUS.

PYRAMIS cingillus.

Turbo cingillus, *Mont. Test. Brit.* p. 328, pl. 12, fig. 7.—*Mat. and Rack. in Linn. Trans.* viii. p. 165.

Fig. 74. PYRAMIS COSTATUS.

PYRAMIS costatus, *Mont. Test. Brit.* p. 311, pl. 10, fig. 6.—*Mat. and Rack. in Linn. Trans.* viii. p. 174.

Fig. 75. PYRAMIS ALBUS.

PYRAMIS albus.—A new species. Found by me at Belton sands, near Dunbar.

Fig. 76. PYRAMIS CRYSTALLINUS.

PYRAMIS crystallinus.—A new species. Found by George Lyons, Esq. at Tenby.—In his cabinet.

Fig. 77. PYRAMIS NIDENS.

PYRAMIS nidens.—A new species. Found by me at Dunbar.

Fig. 78. PYRAMIS BRYEREUS.

PYRAMIS Bryereus.

Turbo Bryereus, *Mont. Test. Brit.* p. 313, pl. 15, fig. 8.—*Mat. and Rack. in Linn. Trans.* viii. p. 172.

Fig. 79. PYRAMIS ZETLANDICUS.

PYRAMIS Zetlandicus.

Turbo Zetlandicus, *Montagu in Linn. Trans.* xi. p. 194, pl. 13, fig. 3.—Found in the Isle of Noss in Zetland by Dr Fleming.

Fig. 80. PYRAMIS DENTICULATUS.

PYRAMIS denticulatus, *Mont. Test. Brit.* p. 315.—*Mat. and Rack. in Linn. Trans.* viii. p. 173.

Fig. 81. PYRAMIS VITREUS.

PYRAMIS vitreus, *Mont. Test. Brit.* p. 321, pl. 12, fig. 3.—*Mat. and Rack. in Linn. Trans.* viii. p. 213.

Fig. 82. PYRAMIS VITREUS. Var.

Fig. 83. PYRAMIS GRAPHICUS.

PYRAMIS graphicus.

Turbo graphicus, *Brown in Wern. Mem.* ii. p. 521, pl. 24, fig. 6.

1 2 3 4 5 6 7 8 9 10  
11 12 13 14 15 16 17 18 19 20  
21 22 23 24 25 26 27 28 29 30  
31 32 33 34 35 36 37 38 39 40  
41 42 43 44 45 46 47 48 49 50  
51 52 53 54 55 56 57 58 59 60  
61 62 63 64 65 66 67 68 69 70  
71 72 73 74 75 76 77 78 79 80  
81 82 83 84 85 86 87 88 89 90  
91 92 93 94 95 96 97 98 99 100

PLATE 50.







PLATE LI.

Fig. 21, 22. PYRAMIS CIMEX.

PYRAMIS cimex, *Brown's MSS.*

Turbo cimex, *Mont. Test. Brit.* p. 315.—*Don. Brit. Sh.* pl. 2, fig. 1.—*Mat. and Rack. in Linn. Trans.* viii. p. 163.

Fig. 19. PYRAMIS LABIOSUS.

PYRAMIS labiosus,

*Helix labiosa*, *Mont. Test. Brit.* p. 400, pl. 13, fig. 7.—*Mat. and Rack. in Linn. Trans.* viii. p. 164.

Fig. 20. PYRAMIS SIMILIS.

PYRAMIS similis.—A new species. Found by the Rev. W. Molesworth, in sand opposite Padstow Harbour.—In the cabinet of Dr Goodall.

Fig. 24. PYRAMIS PALLIDUS.

PYRAMIS pallidus, *Mont. Test. Brit. Sup.* p. 133.

*Voluta ambigua*, *Mat. and Rack. in Linn. Trans.* viii. p. 132.

Fig. 23. PYRAMIS RETIFORMIS.

TURBO retiformis, *Mont. Test. Brit.* p. 330.

Fig. 25. PYRAMIS PULLUS.

PYRAMIS pullus.—A new species. Found by me at Holy Island.—In my cabinet.

Fig. 27, 59. PYRAMIS VENTROSUS.

TURBO ventrosus, *Mont. Test. Brit.* p. 317, pl. 12, fig. 13.—*Mat. and Rack. in Linn. Trans.* viii. p. 164.

Fig. 26. PYRAMIS SANDVICENSIS.

PYRAMIS Sandvicensis,

Turbo Sandvicensis, *Mont. Test. Brit.* p. 332.—*Mat. and Rack. in Linn. Trans.* p. 187.

Fig. 28. PYRAMIS UNIFASCIATUS.

TURBO unifasciatus, *Mont. Test. Brit.* p. 327, pl. 20, fig. 6.

Fig. 29. PYRAMIS VITTATUS.

PYRAMIS vittatus.—A new species. Found by General Bingham at Belton, East Lothian.

Fig. 30. PYRAMIS TRIFASCIATUS.

PYRAMIS trifasciatus,

Turbo trifasciatus, *Mont. Test. Brit.* p. 327.

Fig. 31. PYRAMIS TRUNCATUS.

TURBO truncatus, *Mont. Test. Brit.* p. 300, pl. 10, fig. 7.

Fig. 32, 38. DELPHINOIDEA UNISPIRALA.

DELPHINOIDEA unispirala, *Brown's MSS.*

*Helix unispiralis*, *Mont. Test. Brit.* p. 443.—*Mat. and Rack. in Linn. Trans.* viii. p. 204.

**Fig. 34, 37. DELPHINOIDEA GLOBOSA.**

DELPHINOIDEA globosa.

Helix globosa, *Mont. Test. Brit.* p. 444.—*Mat. and Rack. in Linn. Trans.* viii. p. 203.

**Fig. 35, 36. DELPHINOIDEA DEPRESSA.**

DELPHINOIDEA depressa.

Helix depressa, *Mont. Test. Brit.* p. 439.

**Fig. 40, 41. DELPHINOIDEA SERPULOIDEA.**

DELPHINOIDEA serpuloides.

Helix serpuloides, *Mont. Test. Brit. Sup.* p. 147, pl. 21, fig. 3.

**Fig. 42, 44. DELPHINOIDEA NITIDISSIMA.**

DELPHINOIDEA nitidissima.

Helix nitidissima, *Mont. Test. Brit.* p. 447.—*Mat. and Rack. in Linn. Trans.* viii. p. 205.

**Fig. 43, 52. DELPHINOIDEA COARCTATA.**

HELIX coarctata, *Mont. Test. Brit.* p. 445.—*Mat. and Rack. in Linn. Trans.* viii. p. 204.

**Fig. 45, 47. DELPHINOIDEA RESUPINATA.**

HELIX resupinata, *Mont. Test. Brit.* p. 444.—*Mat. and Rack. in Linn. Trans.* viii. p. 203.

**Fig. 50, 51. DELPHINOIDEA BICOLOR.**

HELIX bicolor, *Mont. Test. Brit.* p. 447.—*Mat. and Rack. in Linn. Trans.* viii. p. 205.

**Fig. 46. DELPHINOIDEA TUBULATA.**

HELIX tubulata, *Mont. Test. Brit.* p. 446.—*Mat. and Rack. in Linn. Trans.* viii. p. 204.

**Fig. 38, 39. DELPHINOIDEA RETICULATA.**

HELIX reticulata, *Mont. Test. Brit.* p. 444.—*Mat. and Rack. in Linn. Trans.* viii. p. 203.

**Fig. 1, 2. JANTHINA COMMUNIS.**

JANTHINA communis, *Lam. Syst.* vi. partie 2, p. 206.

Helix Janthina, *Brown in Wern. Mem.* ii. p. 525.—First discovered alive in our seas by Mrs Clewlow of Belfast,\* who found them at Portrush, Ireland.

**Fig. 3. BULLA ALBA.**

BULLA alba, *Turton in Zool. Journ.* ii. p. 364, pl. 13, fig. 5 —In the cabinet of Mr Bean of Scarborough.

**Fig. 4, 5. TORNATELLA FASCIATA.**

TORNATELLA fasciata, *Lam. Syst.* vi. partie 2, p. 220.

Voluta tornatilis, *Mont. Test. Brit.* p. 131.

**Fig. 10. JAMINIA PLICATA.**

JAMINIA plicata.

Voluta plicata, *Mont. Test. Brit.* p. 325, pl. 21, fig. 2.

**Fig. 18. JAMINIA ALBA.**

JAMINIA alba.

Voluta alba, *Mont. Test. Brit.* p. 235.—*Mat. and Rack. in Linn. Trans.* viii. p. 130.

PLATE LI. Continued.

Fig. 6. JAMINIA DENTICULATA.

JAMINIA denticulata.

Voluta denticulata, *Mont. Test. Brit.* p. 234, pl. 20, fig. 5.

Fig. 7. JAMINIA BIDENTATA.

JAMINIA bidentata, *Mont. Test. Brit. Sup.* p. 100, pl. 30, fig. 2.

Fig. 8. JAMINIA LONGIUSCULA.

JAMINIA longiuscula.

Buccinum longiusculum, *Mont. Test. Brit.* p. 248.

Fig. 9. JAMINIA HYALINA.

VOLUTA hyalina, *Mont. Test. Brit. Sup.* p. 101, pl. 30, fig. 1.

Fig. 11. JAMINIA QUINQUIDENS.

JAMINIA quinquidens.—A new species. Found by me at Prestonpans.—In my cabinet.

Fig. 13. SCALARIA COMMUNIS.

SCALARIA communis, *Lam. Syst.* vi. partie 2, p. 228.

Turbo scalaris, *Mont. Test. Brit.* p. 296.

Fig. 12. SCALARIA CLATHRATULUS.

TURBO clathratulus, *Mont. Test. Brit.* p. 297.—*Mat. and Rack. in Linn. Trans.* viii. pl. 5, fig. 1.

Fig. 14. MARGINELLA CATINATA.

MARGINELLA catinata,

Voluta catinata, *Mont. Test. Brit.* p. 236, pl. 6, fig. 2.

Fig. 15. COLUMBELLA LÆVIS.

COLUMBELLA lævis,

Cypræa voluta, *Mont. Test. Brit.* p. 203, pl. 6, fig. 7.

Fig. 16, 17. TROCHUS SUBCARINATUS.

TROCHUS subcarinatus, *Brown's MSS.*

Helix subcarinata, *Mont. Test. Brit.* p. 438, pl. 7, fig. 9.

Trochus rugosus, *Brown in Wern. Mem.* ii. p. 520, pl. 24, fig. 5.

Fig. 56. TURRITELLA TEREBRA.

TURRITELLA terebra, *Lam. Syst.* vii. p. 56.

Turbo terebra, *Mont. Test. Brit.* p. 293.

Fig. 57, 58. TURRITELLA MINOR.

TURRITELLA minor.—A new species. Found at Tenby by George Lyons, Esq.—In his cabinet.

Fig. 53, 54, 55. PLANARIA PELLUCIDA.


PLANARIA pellucida, *Brown's MSS.*—A new species. Found on the coast at Dunbar by General Bingham.—In his cabinet.

Fig. 48, 49. PLANARIA ALBA.

PLANARIA alba.—A new species. Found on the beach betwixt Dunbar and St Abbs Head by General Bingham.—In his cabinet.



The diagram illustrates the layout of the building's foundation and structural elements, showing the placement of columns and beams.




The diagram shows the arrangement of the building's structural members, including the columns and beams, and their relationship to the overall structure.

The diagram illustrates the layout of the building's foundation and structural elements, showing the placement of columns and beams.

The diagram shows the arrangement of the building's structural members, including the columns and beams, and their relationship to the overall structure.

The diagram illustrates the layout of the building's foundation and structural elements, showing the placement of columns and beams.





## PLATE LII.

### Fig. 11. NAUTILUS BECCARII.

NAUTILUS Beccarii, *Mont. Test. Brit.* p. 186, pl. 18, fig. 4.—*Brown in Ency. Brit.* vi. p. 426.

### Fig. 12. NAUTILUS BECCARII PERVERSUS.

NAUTILUS Beccarii perversus, *Mont. Test. Brit.* p. 187, pl. 18, fig. 6.

Nautilus perversus, *Brown in Ency. Brit.* vi. p. 426.

### Fig. 9, 10. NAUTILUS LÆVIGATULUS.

NAUTILUS lævigatulus, *Mont. Test. Brit.* p. 188, pl. 18, fig. 7, 8.—*Brown in Ency. Brit.* vi. p. 426.

### Fig. 6. NAUTILUS CRISPUS.

NAUTILUS crispus, *Mont. Test. Brit.* p. 187, pl. 18, fig. 5.—*Brown in Ency. Brit.* vi. p. 426.

### Fig. 1, 2. NAUTILUS CALCAR.

NAUTILUS calcar, *Mont. Test. Brit.* p. 189, pl. 15, fig. 4.—*Brown in Ency. Brit.* vi. p. 426.

### Fig. 3. NAUTILUS DEPRESSULUS.

NAUTILUS depressulus, *Mont. Test. Brit.* p. 190, pl. 18, fig. 9.—*Brown in Ency. Brit.* vi. p. 426.

### Fig. 8. NAUTILUS UMBILICATULUS.

NAUTILUS umbilicatus, *Mont. Test. Brit.* p. 191, pl. 18, fig. 1.—*Brown in Ency. Brit.* vi. p. 426.

### Fig. 5. NAUTILUS CRASSULUS.

NAUTILUS crassulus, *Mont. Test. Brit. Sup.* p. 79, pl. 18, fig. 2.—*Brown in Ency. Brit.* vi. p. 426.

### Fig. 4. NAUTILUS INFLATUS.

NAUTILUS inflatus, *Mont. Test. Brit. Sup.* p. 81, pl. 18, fig. 3.

### Fig. 7. NAUTILUS CARINATULUS.

NAUTILUS carinatus, *Mont. Test. Brit.* p. 195.—*Adams' Micr.* pl. 14, fig. 37.

### Fig. 16, 19. ORTHOCERA RECTA.

ORTHOcera recta, *Fleming in Edin. Ency.* vii. p. 86.

Nautilus rectus, *Mont. Test. Brit.* p. 197, *Sup.* p. 82, pl. 19, fig. 4, 4, 7.

### Fig. 25, 28. ORTHOCERA RADICULA.

ORTHOcera Radicula, *Fleming in Edin. Ency.* vii. p. 86.

Nautilus Radicula, *Mont. Test. Brit.* p. 197, pl. 6, fig. 4.—pl. 14, fig. 6.

### Fig. 18. ORTHOCERA SUBARCUATA.

ORTHOcera subarcuata, *Fleming in Edin. Ency.* vii. p. 86.

Nautilus subarcuatus, *Mont. Test. Brit.* p. 198.

### Fig. 13. ORTHOCERA JUGOSA.

ORTHOcera jugosa, *Fleming in Edin. Ency.* vii. p. 86.

Nautilus jugosus, *Mont. Test. Brit.* p. 198.

**Fig. 17, 24. ORTHOCERA COSTATA.**

ORTHOcera costata, *Fleming in Edin. Ency.* vii. p. 86.  
Nautilus costatus, *Mont. Test. Brit.* p. 199, pl. 14, fig. 5.

**Fig. 21, 23. ORTHOCERA LEGUMEN.**

ORTHOcera legumen, *Fleming in Edin. Ency.* vii. p. 86.  
Nautilus legumen, *Mont. Test. Brit. Sup.* p. 82, pl. 19, fig. 6.

**Fig. 26. ORTHOCERA SPINULOSA.**

ORTHOcera spinulosa, *Fleming in Edin. Ency.* vii. p. 86.  
Nautilus spinulosus, *Mont. Test. Brit. Sup.* p. 86, pl. 19, fig. 5.

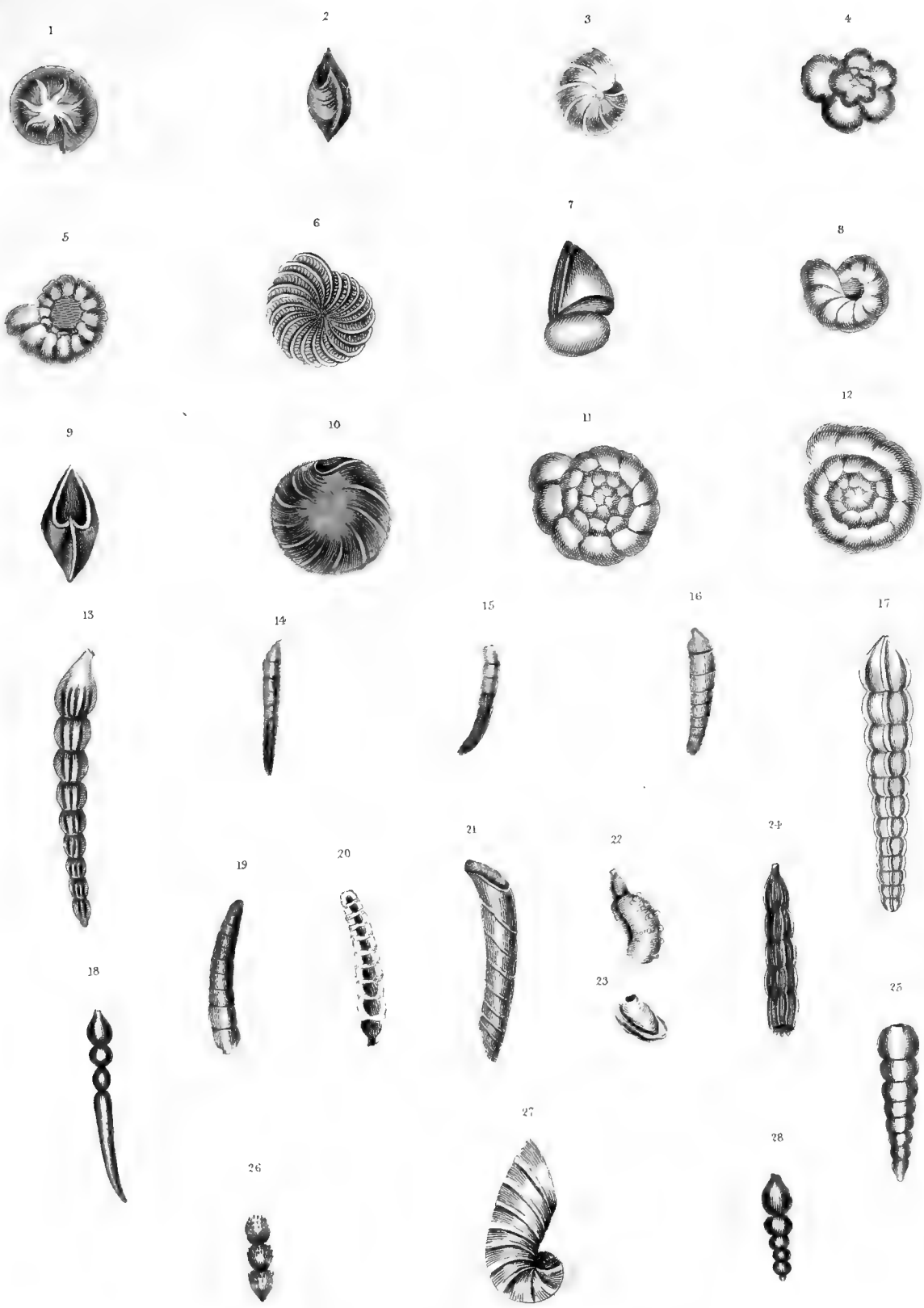
**Fig. 14, 15. ORTHOCERA LINEARIS.**

ORTHOcera linearis, *Fleming in Edin. Ency.* vii. p. 86.  
Nautilus linearis, *Mont. Test. Brit. Sup.* p. 87, pl. 30, fig. 9.

**Fig. 22. SPIROLINA SIMILITUA.**

SPIROLINA similitua, *Fleming in Edin. Ency.* vii. p. 86.  
Nautilus similituus, *Mont. Test. Brit.* p. 196, pl. 19, fig. 3.







No. 1.

ILLUSTRATIONS

OF THE

CONCHOLOGY

OF

Great Britain & Ireland.

*Title + plates 18, 23, 24 + 39*

PUBLISHED BY W. H. LIZARS ENGRAVER

& D. LIZARS BOOKSELLER EDINBURGH:

AND S. HIGHLEY BOOKSELLER

LONDON.

Price 10/6







N<sup>o</sup>. II.

ILLUSTRATIONS

OF THE

CONCHOLOGY

OF

Great Britain & Ireland,

DRAWN FROM NATURE, BY

CAPTAIN THOMAS BROWN.


FELLOW OF THE ROYAL SOCIETY OF EDINBURGH, AND OF THE LINNEAN SOCIETY; MEMBER OF THE  
WERNERIAN, KIRWANIAN, AND PHRENOLOGICAL SOCIETIES; HONORARY MEMBER OF THE  
LITERARY AND PHILOSOPHICAL SOCIETIES OF GLOUCESTER AND WHITKELAVEN, &c.

*Plates 3, 4, 6 & 8.*

*Price 10 6*

PUBLISHED BY W. H. LIZARS ENGRAVER, AND D. LIZARS BOOKSELLER  
EDINBURGH; AND S. HIGHLEY BOOKSELLER  
LONDON.

1827.









N<sup>o</sup>. 3.

ILLUSTRATIONS

OF THE

CONCHOLOGY

OF

Great Britain & Ireland.

DRAWN FROM NATURE, BY

CAPTAIN THOMAS BROWN,

FELLOW OF THE ROYAL SOCIETY OF EDINBURGH, AND OF THE LINNEAN SOCIETY; MEMBER OF THE  
WERNERIAN, KIRWANIAN, AND PHRENOLOGICAL SOCIETIES; HONORARY MEMBER OF THE  
LITERARY AND PHILOSOPHICAL SOCIETIES OF BOLTON AND WHITEHAVEN, &c.

*Plates 10, 13, 21 + 27.*

*Price 10/6*

PUBLISHED BY W. H. LIZARS ENGRAVER, AND D. LIZARS BOOKSELLER  
EDINBURGH; AND S. HIGHLEY BOOKSELLER  
LONDON.

1827.







N<sup>o</sup>. IV.

ILLUSTRATIONS

OF THE

CONCHOLOGY

OF

Great Britain & Ireland.

DRAWN FROM NATURE, BY

CAPTAIN THOMAS BROWN,

FELLOW OF THE ROYAL SOCIETY OF EDINBURGH, AND OF THE LINNEAN SOCIETY; MEMBER OF THE  
WERNERIAN, KIRWANIAN, AND PHRENOLOGICAL SOCIETIES; HONORARY MEMBER OF THE  
LITERARY AND PHILOSOPHICAL SOCIETIES OF BOLTON AND WHITEHAVEN. &c.

*Plates 5, 7, 9 + 45,*


*Price 10/6*

PUBLISHED BY W. H. LIZARS ENGRAVER, AND D. LIZARS BOOKSELLER

EDINBURGH: AND S. HIGHLEY BOOKSELLER


LONDON.

1827.









N<sup>o</sup> 6.

ILLUSTRATIONS  
OF THE  
**CONCHOLOGY**

OF

Great Britain & Ireland.

DRAWN FROM NATURE, BY

**CAPTAIN THOMAS BROWN,**

FELLOW OF THE ROYAL SOCIETY OF EDINBURGH, AND OF THE LINNEAN SOCIETY; MEMBER OF THE  
WERNERIAN, KIRWANIAN, AND PHRENOLOGICAL SOCIETIES; HONORARY MEMBER OF THE  
LITERARY AND PHILOSOPHICAL SOCIETIES OF BOLTON AND WHITEHAVEN, &c.

Plates 29, 36, 43 + 44.

*Price 10/6*

PUBLISHED BY W. H. LIZARS ENGRAVER, AND D. LIZARS BOOKSELLER  
EDINBURGH; AND S. HIGHLEY BOOKSELLER  
**LONDON.**

1827.







N<sup>o</sup> 6 and 7.

ILLUSTRATIONS  
OF THE  
**CONCHOLOGY**

OF

Great Britain & Ireland.

DRAWN FROM NATURE, BY

**CAPTAIN THOMAS BROWN,**

FELLOW OF THE ROYAL SOCIETY OF EDINBURGH, AND OF THE LINNEAN SOCIETY; MEMBER OF THE  
VERNERIAN, KIRWANIAN, AND PHRENOLOGICAL SOCIETIES; HONORARY MEMBER OF THE  
LITERARY AND PHILOSOPHICAL SOCIETIES OF BOLTON AND WHITEHAVEN, &c.

Plates 19, 20, 32 + 33.  
12, 22, 30 + 47

Price 10'6

PUBLISHED BY W. H. LIZARS ENGRAVER, AND D. LIZARS BOOKSELLER  
EDINBURGH; AND S. HIGHLEY BOOKSELLER  
LONDON.

1827.









N<sup>o</sup>. 8 and 9.

ILLUSTRATIONS  
OF THE  
**CONCHOLOGY**

OF

Great Britain & Ireland.

DRAWN FROM NATURE, BY

**CAPTAIN THOMAS BROWN,**

FELLOW OF THE ROYAL SOCIETY OF EDINBURGH, AND OF THE LINNEAN SOCIETY; MEMBER OF THE  
WERNERIAN, KIRWANIAN, AND PHRENOLOGICAL SOCIETIES; HONORARY MEMBER OF THE  
LITERARY AND PHILOSOPHICAL SOCIETIES OF BOLTON AND WHITEHAVEN, &c.


*Plates 2, 37, 40 & 42.  
15, 23, 26 & 28.*

*Price 10/6*

PUBLISHED BY W. H. LIZARS ENGRAVER, AND D. LIZARS BOOKSELLER  
EDINBURGH; AND S. HIGHLEY BOOKSELLER

LONDON.

1827.







N<sup>o</sup> 10.

# ILLUSTRATIONS

OF THE

# CONCHOLOGY

OF

## Great Britain & Ireland.

DRAWN FROM NATURE, BY

**CAPTAIN THOMAS BROWN,**

FELLOW OF THE ROYAL SOCIETY OF EDINBURGH, AND OF THE LINNEAN SOCIETY; MEMBER OF THE  
WERNERIAN, KIRWANIAN, AND PHRENOLOGICAL SOCIETIES; HONORARY MEMBER OF THE  
LITERARY AND PHILOSOPHICAL SOCIETIES OF BOLTON AND WHITEHAVEN, &c.

*Plates 11, 14, 17 & 34*

*Price 10/6*

PUBLISHED BY W. H. LIZARS ENGRAVER, AND D. LIZARS BOOKSELLER  
EDINBURGH; AND S. HIGHLEY BOOKSELLER  
LONDON.

1827.









Nº //

ILLUSTRATIONS  
OF THE  
**CONCHOLOGY**

OF

*Great Britain & Ireland.*

DRAWN FROM NATURE, BY

**CAPTAIN THOMAS BROWN,**

FELLOW OF THE ROYAL SOCIETY OF EDINBURGH, AND OF THE LINNEAN SOCIETY; MEMBER OF THE  
WERNERIAN, KIRWANIAN, AND PERENOLOGICAL SOCIETIES; HONORARY MEMBER OF THE  
LITERARY AND PHILOSOPHICAL SOCIETIES OF BOLTON AND WHITEHAVEN, &c.

*Plates 1, 35, 38 + 52.*

*Price 10 6*

PUBLISHED BY W. H. LIZARS ENGRAVER, AND D. LIZARS BOOKSELLER  
EDINBURGH; S. HIGHLEY AND G. B. WHITTAKER BOOKSELLERS.  
LONDON.

1827.







N<sup>o</sup> 12 and 13.

# ILLUSTRATIONS

OF THE

# CONCHOLOGY

OF

## Great Britain & Ireland.

DRAWN FROM NATURE, BY

**CAPTAIN THOMAS BROWN,**

FELLOW OF THE ROYAL SOCIETY OF EDINBURGH, AND OF THE LINNEAN SOCIETY; MEMBER OF THE  
WERNERIAN, KIRWANIAN, AND PHRENOLOGICAL SOCIETIES; HONORARY MEMBER OF THE  
LITERARY AND PHILOSOPHICAL SOCIETIES OF BOLTON AND WHITEHAVEN. &c.

*Preface, index, + plates 16, 31, 41 + 46,  
H I - V. 48-51, 10\**

*Price*

PUBLISHED BY W. H. LIZARS ENGRAVER, AND D. LIZARS BOOKSELLER  
EDINBURGH; S. HIGHLEY AND G. B. WHITTAKER BOOKSELLERS.

LONDON.

*Sm* 1827.







