

**NATIONAL  
ARCHIVES  
MICROFILM  
PUBLICATIONS**

MICROCOPY

5

9

5

ROLL

6

2

3



**NATIONAL ARCHIVES MICROFILM PUBLICATIONS**

Microcopy No. 595

**INDIAN CENSUS ROLLS**

**1885-1940**

Roll 623

Union (Choctaw Indians only)

1885



**THE NATIONAL ARCHIVES  
NATIONAL ARCHIVES AND RECORDS SERVICE  
GENERAL SERVICES ADMINISTRATION**

Washington: 1965

Robert L.

Main Agency

64 9/29

Census of the  
 Choctaw Nation

wrap 2 boxes



a





APR 14 1980  
U.S. DEPARTMENT OF JUSTICE  
FEDERAL BUREAU OF INVESTIGATION  
WASHINGTON, D.C. 20535

TO : SAC, NEW YORK  
FROM : SAC, PHOENIX  
SUBJECT: [Illegible]

65-9

UNION Agency, Indian Ter.

Muskogee, April 18, 1885.

Sir;

Referring to Circular No 148, dated April 6th, 1885-

It is impossible for the Agent at this Agency, to comply with the law, requiring Indian Agents to submit with the annual report, a census of the Indians on the reservation.

There are about 65,000 Indians within this Agency and it requires \$3,000 to have the census taken.

Very respectfully

Commissioner Indian Affairs



Ant



# Choctaw Nation, 1885

*Copy*

LAND.	LIVE STOCK.						AGRICULTURAL PRODUCTS.				MISCELLANEOUS.
Acres under Cultivation.	No. of Horses.	No. of Mules.	No. of Cattle.	No. of Sheep.	No. of Goats.	No. of Hogs.	No. Bales of Cotton.	No. Bushels of Corn.	No. Bushels of Wheat.	No. Bushels of Oats.	OTHER INFORMATION.

*The Census of Sanborn County  
of the 1<sup>st</sup> Judicial District Choctaw  
Nation in 1885-*

25795 INDIAN OFFICE 1886  
Incls: No.







Census of

County,

Choctaw Nation, 1885.

DESCRIPTION OF PERSONS.

LAND.

LIVE STOCK.

AGRICULTURAL PRODUCTS.

MISCELLANEOUS.

NAMES

AGE

Male.

Female.

Indian.

White.

Colored.

OCCUPATION

Acres under Cultivation.

No. of Horses.

No. of Mules.

No. of Cattle.

No. of Sheep.

No. of Goats.

No. of Hogs.

No. Bales of Cotton.

No. Bushels of Corn.

No. Bushels of Wheat.

No. Bushels of Oats.

OTHER INFORMATION

*The Census of Sans Bois County  
of the 1<sup>st</sup> Judicial District - Choctaw Nation  
in the year 1885.*

TOTALS





Census of *Sans Bois* County,

Choctaw Nation, 1885

NAMES	AGE	DESCRIPTION OF PERSONS					OCCUPATION	LAND	LIVE STOCK						AGRICULTURAL PRODUCTS			MISCELLANEOUS	
		Male	Female	Indian	White	Colored		Acres under Cultivation	No. of Horses	No. of Mules	No. of Cattle	No. of Sheep	No. of Goats	No. of Hogs	No. Bales of Cotton	No. Bushels of Corn	No. Bushels of Wheat	No. Bushels of Oats	OTHER INFORMATION
1 Edmund McCurtain	43	1		1				100	15		300			50		1000	600	600	Principal Chief Choctaw Nation
2 Clary McCurtain	35		1	1															
3 Kittie McCurtain	18		4	1															
4 Jimmie McCurtain	13		1	1															
5 George McCurtain	8	1		1															
6 Zack Kartal	12	1		1															
7 Green McCurtain	36	1		1		Farmer	320	8		250			60	10	5000				
8 Kittie McCurtain	30		1	1															
9 Alice McCurtain	7		1	1															
10 Lena McCurtain	4		1	1															
11 Napoleon A. McCurtain	2	1		1															
12 Sam Tobly	9	1		1															
13 Mitchell Harrison	37	1		1		Merchant	50	8		40									
14 Henry C. Harrison	12	1		1															
15 Peter Winlock	19	1		1					1										
16 Pauly Winlock	20		1	1															
17 Maldon Patterson	35	1		1									20						
18 Martha Patterson	16		1	1	1														
19 Rufus Winlock	24	1		1															
20 James Patterson	22	1		1		Mechanic		2					30						
21 Sophronia Patterson	20		1	1	1														
22 Robert Patterson	6	1		1															
23 Jesse Patterson	3	1		1															
24 Luke Patterson	2	1		1															
25 Babe Thompson	24	1		1				4		2									
26 Horrace James	36	1		1				2					4						
27 Cornelia Jamis	40		1	1															
28 Johnson James	2	1		1															
29 Moses Dyer	26	1		1															
30 Lucy Dyer	30		1	1															
TOTALS		19	11	28	2			370	40	592			200	10	5000		600		





2 Census of *Sans Bois* County,

Choctaw Nation, 1885

NAMES.	DESCRIPTION OF PERSONS.						OCCUPATION.	LAND. LIVE STOCK. AGRICULTURAL PRODUCTS. MISCELLANEOUS.											
	AGE.	Male.	Female.	Indian.	White.	Colored.		Acres under Cultivation.	No. of Horses.	No. of Mules.	No. of Cattle.	No. of Sheep.	No. of Goats.	No. of Hogs.	No. Bales of Cotton.	No. Bushels of Corn.	No. Bushels of Wheat.	No. Bushels of Oats.	OTHER INFORMATION.
31 Nicholas Dyer	2	1																	
32 Francis Dyer	1		1																
33 Silas Bohanan	26	1																	
34 Rachel Bohanan	25		1																
35 Joseph Bohanan	5	1																	
36 Louis Lucust	34	1																	
37 Mary Lucust	31		1																
38 Charles Bascom	10	1																	
39 Margaret Bascom	8		1																
40 Ely Lucust	13	1																	
41 Mary Lucust	29		1																
42 Ellen Lucust	17		1																
43 Joshua Lucust	13	1																	
44 Robert Lee	9	1																	
45 Frank Lucust	2	1																	
46 Watson Lucust	10	1																	
47 Sally Lucust	60		1																
48 Benjamin F Seaton	38	1																	
49 Elizabeth Seaton	24		1																
50 Frank M. Seaton	5	1																	
51 Joel Harkin	60	1																	
52 Simon Johnson	38	1																	
53 Levina Johnson	28		1																
54 Alex Johnson	17	1																	
55 Emeline Johnson	7		1																
56 Wily Holmes	45		1																
57 Wallace Folsom	6	1																	
58 Sealy Calister	24		1																
59 Joseph Byington	3	1																	
60 Bicy Thompson	2		1																
TOTALS		17	13	29	1														

141 30 4 191 249 800

Citizen by Marriage  
Chickasaw.



3 Census of Sans Bois County,

Choctaw Nation, 1885

NAMES.	DESCRIPTION OF PERSONS.						OCCUPATION.	LAND.		LIVE STOCK.						AGRICULTURAL PRODUCTS.			MISCELLANEOUS.	
	AGE.	Male.	Female.	Indian.	White.	Colored.		Acres under Cultivation.	No. of Horses.	No. of Mules.	No. of Cattle.	No. of Sheep.	No. of Goats.	No. of Hogs.	No. Bales of Cotton.	No. Bushels of Corn.	No. Bushels of Wheat.	No. Bushels of Oats.	OTHER INFORMATION	
61 Jimson Thompson	40	+		1																
62 Lucy Thompson	30		1	1			2	3					40	10						
63 Billy Thompson	23	1		1																
64 James Thompson	45	1		1																
65 Semaye Thompson	30		1	1			6 1/2	5	14			10		80						
66 Noel Thompson	8	1		1																
67 Watson King	30	1		1																
68 Francis King	26		1	1				3	15			5								
69 Alice King	2		1	1																
70 God Garland	38	1		1																
71 Elsie Garland	28		1	1			35	6	3	100		10		450						
72 Claricy Garland	5		1	1																
73 John B. Drake	46	1		1			37		2			87		125						Citizen by Marriage
74 Tobias Thompson	6	1		1																
75 Permillia Drake	36		1	1																
76 John E. Drake	4	1		1																
77 Canzadia Drake	2		1	1																
78 Wath Drake	no	1		1																
79 Wilson Carney	30	1		1																
80 Mulrey Carney	26		1	1			40	15	50	30		30		300						
81 Gibson Carney	9	1		1																
82 Albert Carney	8	1		1																
83 Warkin Carney	6	1		1																
84 Gilbert Carney	3	1		1																
85 Eliza King	54		1	1																
86 Abby King	28		1	1			45	37	15	7		100		300						
87 Eleda King	2		1	1																
88 Rosella King	4		1	1																
89 Eliza J. Riddle	12		1	1																
90 John Riddle	14	1		1																
TOTALS		16	14	29	1		165 1/2	69	3	256	37	282		1265						



4 Census of *Sans Bois* County,

Choctaw Nation, 1885

NAMES	AGE	DESCRIPTION OF PERSONS					OCCUPATION	LAND	LIVE STOCK					AGRICULTURAL PRODUCTS				MISCELLANEOUS	
		Male	Female	Indian	White	Colored		Acres under Cultivation	No. of Horses	No. of Mules	No. of Cattle	No. of Sheep	No. of Goats	No. of Hogs	No. Bales of Cotton	No. Bushels of Corn	No. Bushels of Wheat	No. Bushels of Oats	OTHER INFORMATION
91	<i>Jennie Carney</i>	22	1	1															
92	<i>Hattie Carney</i>	12	1	1															
93	<i>Allen Carney</i>	11	1	1															
94	<i>Louisa Carney</i>	10	1	1															
95	<i>Jincy Carney</i>	9	1	1															
96	<i>Mariah Carney</i>	7	1	1															
97	<i>Moton Carney</i>	6	1	1															
98	<i>Dora Carney</i>	1	1	1															
99	<i>Robert Carney</i>	57	1	1			<i>Farmer</i>	108	45	5	500	44		100		1000			
100	<i>Lizzie Carney</i>	40	1	1															
101	<i>Bicy Carney</i>	12	1	1															
102	<i>Folsom Carney</i>	6	1	1															
103	<i>Jonas Carney</i>	11	1	1															
104	<i>Daniel Smith</i>	16	1	1															
105	<i>Abel McGilberry</i>	13	1	1															
106	<i>John W. Carney</i>	20	1	1															
107	<i>Seely Carney</i>	30	1	1															
108	<i>Morris Carney</i>	18	1	1															
109	<i>Artemesia Folsom</i>	45	1	1				7	3	1				4					
110	<i>Alex Folsom</i>	14	1	1															
111	<i>Henniatta Folsom</i>	12	1	1															
112	<i>Benj. A. Folsom</i>	7	1	1															
113	<i>Susie Carney</i>	20	1	1				23	20	60			40		100				
114	<i>Coleman Carney</i>	15	1	1															
115	<i>Mary Carney</i>	14	1	1															
116	<i>Emily Carney</i>	10	1	1															
117	<i>Francis Carney</i>	8	1	1															
118	<i>Sam Carney</i>	4	1	1															
119	<i>Cephus Carney</i>	1	1	1															
120	<i>Andrew Morre</i>	20	1	1															
TOTALS		15	15	30				168	94	6	660	62	6	374		1350			



5 Census of *Sans Bois* County,

Choctaw Nation, 1885

NAMES	DESCRIPTION OF PERSONS					OCCUPATION	LAND	LIVE STOCK					AGRICULTURAL PRODUCTS			MISCELLANEOUS			
	AGE	Male	Female	Indian	White		Colored	Acres under Cultivation	No. of Horses	No. of Mules	No. of Cattle	No. of Sheep	No. of Goats	No. of Hogs	No. Bales of Cotton	No. Bushels of Corn	No. Bushels of Wheat	No. Bushels of Oats	OTHER INFORMATION
121 Joseph Lukky	22	1		1															
122 Morris Hamer	13	1		1															
123 Wily Jones	29	1		1			3	10		27			20						
124 Wily Jones	24		1	1															
125 Douglass Jones	4	1		1															
126 Eliza Jones	1	1		1															
127 Susan Kincaid	10		1	1															
128 Isaac King	17	1		1				1					10						
129 Fandy Foleom	19	1		1			5	1					7						
130 Martha Foleom	20		1	1															
131 Audeline Foleom	1		1	1															
132 Henry B. Foreman	34	1		1			275	20		130			150	56	3000		150		Charleston
133 Lethy Foreman	17		1	1															
134 Edmund Henry	8	1		1			125			94			150	3	1500				Property of 134 & 135
135 Woodson Henry	10	1		1															
136 Elizabeth Frazier	50		1	1			40	2		25			6	1/2	400				Citizen by marriage
137 James Bickle	26	1		1			16			5			7						" " "
138 Susan Bickle	20		1	1															
139 Serena Bickle	4		1	1															
140 William Grantlin	50	1		1			6	9					100		100				
141 Eliza Grantlin	25		1	1															
142 Houston Grantlin	13	1		1															
143 Nicholas Grantlin	10	1		1															
144 Mary Grantlin	1	1		1															
145 James Kemp	39	1		1			19	6	1	13	19		30		65				
146 Lennice Kemp	39		1	1															
147 Stanton Kemp	14	1		1															
148 Wallen Kemp	10	1		1															
149 Martin Kemp	14	1		1															
150 Lizzie William	3		1	1															
TOTALS		18	12	28	2		489	54	1	274	19		470	59 1/2	5065		150		



Census of *Sans Bois* County,

Choctaw Nation, 1883

NAMES	AGE	DESCRIPTION OF PERSONS					OCCUPATION	LAND	LIVE STOCK					AGRICULTURAL PRODUCTS				MISCELLANEOUS	
		Male	Female	Indian	White	Colored		Acres under Cultivation	No. of Horses	No. of Mules	No. of Cattle	No. of Sheep	No. of Goats	No. of Hogs	No. Bales of Cotton	No. Bushels of Corn	No. Bushels of Wheat	No. Bushels of Oats	OTHER INFORMATION
151 Lily Charles	14		1	1															
152 Moses Perryman	19	1					Farmer	4	5				7		75				Creek
153 Nancy Perryman	18		1	1															
154 Rachel Perryman	1		1	1															
155 Bath Perryman	1	1																	
156 Martha Perryman	3		1	1															
157 Melhuttubbee	60	1								2			10						
158 Phillip McKinney	29	1							3			18	20						
159 Pauly McKinney	24		1	1															
160 Sampson McKinney	5	1																	
161 Dickson McKinney	2	1																	
162 Thomas Colbert	38	1					Farmer	15	1				5						
163 Sally Colbert	22		1	1															
164 Joshua Colbert	17	1					Farmer												
165 Simon E. Louis	44	1					Farmer	30	4	15		30	4	100					
166 Martha Louis	23		1		1														
167 Simon F. Louis	4	1																	
168 Geo. C. Louis	2	1																	
169 Kitty Foreman	18		1	1															
170 Simon Foreman	1/2	1																	
171 Thomas Walt	42	1					Farmer	15											
172 Levina Walt	27		1	1															
173 David Walt	16	1																	
174 Emily Walt	14		1	1															
175 Jesse Walt	12	1																	
176 William Russell	11	1																	
177 Louisa Russell	8		1	1															
178 Thomas Walt	4	1																	
179 Wartha Walt	2		1	1															
180 Elsy Frazer	8		1	1				30	3	27		9		400					
TOTALS		17	13	29	1			94	16	2	42	18	8	4	575				



7 Census of *Sauv Bois* County,

Choctaw Nation, 1885

NAMES.	DESCRIPTION OF PERSONS.						OCCUPATION.	LAND.	LIVE STOCK.						AGRICULTURAL PRODUCTS.			MISCELLANEOUS.
	AGE.	Male.	Female.	Indian.	White.	Colored.		Acres under Cultivation.	No. of Horses.	No. of Mules.	No. of Cattle.	No. of Sheep.	No. of Goats.	No. of Hogs.	No. Bales of Cotton.	No. Bushels of Corn.	No. Bushels of Wheat.	No. Bushels of Oats.
181 Hervey Smith	51	1		1			Farmer	115	4	52	3	50	17	150			40	
182 Elizabeth Smith	47		1		1													
183 Freeman Smith	17	1		1														
184 George Smith	13	1		1														
185 Henry Smith	10	1		1														
186 Will Smith	8	1		1														
187 Elmo Smith	6	1		1														
188 George W. Walker	39	1		1			Physician	80	1	50		50	6	300				
189 Sarah Walker	22		1	1														
190 William Walker	8	1		1														
191 Cora Walker	4		1	1														
192 Arthur Walker	3	1		1														
193 John Sanders	35	1			1		Farmer	80	5	35	9	12	6	175				Citizen by Marriage.
194 Long Sanders	33		1	1														
195 Freeman Span	10	1		1														
196 Harry Span	8	1		1														
197 Pitt Sanders	3	1		1														
198 Babe Sanders	3		1	1														
199 John W. Bumgarner	40	1		1	1		Farmer	150	6	300		100	40	1000				Citizen by Marriage.
200 Susan Bumgarner	48		1	1														
201 Jeno Johnson	25	1		1			Farmer	40	3			10	12	500				
202 Samuel Bumgarner	10	1		1														
203 William J. Crowder	45	1		1			Farmer	12	1			30		100				
204 Sarah Crowder	50		1	1														
205 Nancy Crowder	15		1	1														
206 William William	7	1		1														
207 William King	29	1		1			Farmer	100	6	125		100		250				
208 Patsy King	40		1	1														
209 Melinda Washington	25		1	1														
210 Sam Folsom	2	1		1														
TOTALS		20	10	27	3			577	26	602	12	352	81	2475				



8 Census of *Sans Bois* County,

Choctaw Nation, 1885

NAMES	AGE	DESCRIPTION OF PERSONS					OCCUPATION	LAND	LIVE STOCK						AGRICULTURAL PRODUCTS				MISCELLANEOUS	
		Male	Female	Indian	White	Colored		Acres under Cultivation	No. of Horses	No. of Mules	No. of Cattle	No. of Sheep	No. of Goats	No. of Hogs	No. Bales of Cotton	No. Bushels of Corn	No. Bushels of Wheat	No. Bushels of Oats	OTHER INFORMATION	
211 <i>Lizzie Bacon</i>	3		1	1																
212 <i>Sam Holson</i>	50	1		1			Farmer	8	5	30		50		100						
213 <i>Martha Holson</i>	50		1	1																
214 <i>Emek Tucker</i>	34	1		1	1		Farmer	30	3			19	1	100						<i>citizen by marriage</i>
215 <i>Rhoda Tucker</i>	22		1	1																
216 <i>Martha Tucker</i>	14		1	1																
217 <i>Nettie Tucker</i>	6		1	1																
218 <i>Ida Tucker</i>	3		1	1																
219 <i>Hiram King</i>	34	1		1			Farmer	75	2	20		50	15	1200						
220 <i>Martha King</i>	25		1	1																
221 <i>William B. King</i>	9	1		1																
222 <i>Charley L. King</i>	6	1		1																
223 <i>Anderson J. King</i>	3	1		1																
224 <i>Babe King</i>	5	1		1																
225 <i>John Hendricks</i>	41	1		1			Farmer	12	2	45		60	5	400						
226 <i>Caroline Hendricks</i>	12		1	1																
227 <i>Harriett Hendricks</i>	10		1	1																
228 <i>Milo Hendricks</i>	9	1		1																
229 <i>Theodasia Hendricks</i>	6		1	1																
230 <i>John Herren</i>	56	1		1			Farmer	18	1	5		6		120						<i>citizen by marriage</i>
231 <i>Susan Herren</i>	35		1	1																
232 <i>Nancy Herren</i>	6		1	1																
233 <i>Wille M. Herren</i>	4		1	1																
234 <i>Lula C. Herren</i>	1		1	1																
235 <i>Jack Roe</i>	40	1		1			Farmer	33 1/2				6	2 1/2	90						<i>Cherokee</i>
236 <i>Jone Roe</i>	23		1	1																
237 <i>Columbus Roe</i>	14	1		1																
238 <i>Eliza Roe</i>	12		1	1																
239 <i>Rose Roe</i>	6		1	1																
240 <i>Andrew Roe</i>	8	1		1																
TOTALS		13	17	28	2			176 1/2	13	100		191	25 1/2	2010						



9 Census of *Sans Bois* County,

Choctaw Nation, 1883

NAMES.	DESCRIPTION OF PERSONS.						OCCUPATION.	LAND.	LIVE STOCK.						AGRICULTURAL PRODUCTS.				MISCELLANEOUS.
	AGE.	Male.	Female.	Indian.	White.	Colored.		Acres under Cultivation.	No. of Horses.	No. of Mules.	No. of Cattle.	No. of Sheep.	No. of Goats.	No. of Hogs.	No. Bales of Cotton.	No. Bushels of Corn.	No. Bushels of Wheat.	No. Bushels of Oats.	OTHER INFORMATION
241 John W. Roe	1	1		1															
242 Martin E. Crowder	36	1		1			Farmer	100	2	25			50	20	1000				
243 Katy C. Crowder	12		1	1															
244 Matilda J. Crowder	10		1	1															
245 Napoleon B. Crowder	3	1		1															
246 Catherine Crowder	3 <sup>mo</sup>		1	1															
247 Henry Cummings	28	1			1		Farmer	32	2	3			40	3	250				Citizen by marriage
248 Alcedonia Cummings	19		1	1															
249 Joseph Cummings	3	1		1															
250 Ida M. Cummings	18		1	1															
251 Louisa Workman	20		1	1															
252 Mary A. Workman	8		1	1															
253 Lucy Curatt	40		1	1				45	3	3			6		200				
254 Cooper Suratt	21	1		1															
255 Louisa Suratt	19		1	1															
256 Moses Woolridge	32	1		1			Farmer	15	5	2			100		90				
257 Lizzie Woolridge	32		1	1															
258 Francis Woolridge	12		1	1															
259 Nicholas Woolridge	10	1		1															
260 Susan Woolridge	8		1	1															
261 Sing Woolridge	1		1	1															
262 Mack Cowen	29	1		1															
263 Jerry Wilson	49	1		1															
264 Rhoda Woolridge	65		1	1				3					10						
265 Daniel Davis	30	1		1															
266 Sophie Davis	21		1	1															
267 Melvina Davis	5		1	1															
268 Joe Beams	33	1		1			Farmer	6	4				10						
269 Nancy Beams	26		1	1															
270 Jincy Beams	9		1	1															
TOTALS		12	18	29	1			201	13	33			210	23	1340				



10 Census of *Sans Bois* County,

Choctaw Nation, 1885

NAMES.	DESCRIPTION OF PERSONS.						OCCUPATION.	LAND.	LIVE STOCK.						AGRICULTURAL PRODUCTS.			MISCELLANEOUS.	
	AGE.	Male.	Female.	Indian.	White.	Colored.		Acres under Cultivation.	No. of Horses.	No. of Mules.	No. of Cattle.	No. of Sheep.	No. of Goats.	No. of Hogs.	No. Bales of Cotton.	No. Bushels of Corn.	No. Bushels of Wheat.	No. Bushels of Oats.	OTHER INFORMATION.
271 Babe Beams	with 3	1		1															
272 Hagan Beloin	37	1		1			Farmer	15	8	75			30		70				
273 Elsie Beloin	23		1	1															
274 Elizabeth Beloin	6		1	1															
275 Rufus R. Beloin	12	1		1															
276 Lucinda Beloin	3		1	1															
277 Arben Johnson	13	1		1															
278 Joseph Coly	30	1		1			Farmer	15	4	65			30		50				
279 Sophie Coly	27		1	1															
280 Rosy Coly	11		1	1															
281 Abner Coly	9	1		1															
282 Dave Coly	5	1		1															
283 Frank Coly	2	1		1															
284 McKee King	12	1		1															
285 Great Cooper	30	1		1			Farmer	12	5	20			30		60				
286 Sally Cooper	28		1	1															
287 Levia Cooper	4		1	1															
288 Louisa Cooper	2		1	1															
289 Lucinda Cooper	3		1	1															
290 Daniel Hall	12	1		1															
291 Perry Holson	33	1		1			Merchant	31	6	80		6	40		200				
292 Katy Holson	23		1	1															
293 Jackson Holson	7	1		1															
294 Lizzie Holson	6		1	1															
295 Peter Holson	8	1		1															
296 Charly King	10	1		1															
297 William Hunt	27	1		1			Farmer	3	2	2			15		20				
298 Louisa Hunt	30		1	1															
299 Gels Hunt	7		1	1															
300 Siny Hunt	5		1	1															
TOTALS		16	14	59				76	25	292	6	163		300		400			



11 Census of *Sans Bois* County,

Choctaw Nation, 1885

NAMES.	DESCRIPTION OF PERSONS.						OCCUPATION.	LAND.	LIVE STOCK.						AGRICULTURAL PRODUCTS.			MISCELLANEOUS.	
	AGE.	Male.	Female.	Indian.	White.	Colored.		Acres under Cultivation.	No. of Horses.	No. of Mules.	No. of Cattle.	No. of Sheep.	No. of Goats.	No. of Hogs.	No. Bales of Cotton.	No. Bushels of Corn.	No. Bushels of Wheat.	No. Bushels of Oats.	OTHER INFORMATION
301. James Hunt	4	1		1															
302. Dickson Hunt	1	1		1															
303. Nicholas King	14	1		1															
304. Francis Dwight	8		1	1															
305. Robinson Hear	29	1		1			Farmer	13	2	4			3						
306. Lucy Hear	20		1	1															
307. Babe Hear	1/2		1	1															
308. Liddy Louis	18		1	1															
309. Louisa Louis	3		1	1															
310. Gibson Louis	5	1		1															
311. John Jones	15	1		1															
312. Dickson Louis	20	1		1															
313. Mary Louis	18		1	1															
314. Houston Bacon	30	1		1			Farmer	4		2			20						
315. Elizabeth Bacon	20		1	1															
316. Aaron Bacon	7	1		1															
317. Louis Bacon	2	1		1															
318. John Makhattah	45	1		1					1				10						
319. Cornelius Brandy	12	1		1															
320. Smeal Daniel	58	1		1			Farmer	11	1	40			12	100					
321. Martha Daniel	44		1	1															
322. Sarah Hopson	25		1	1															
323. Adam Hopson	30	1		1					1	2			15						
324. Luncinda Hopson	1		1	1															
325. Francis Daniel	1		1	1															
326. Deumek Dwight	33	1		1															
327. Wiley Dwight	40		1	1															
328. Audelo Jackson	30	1		1			Farmer	6	4				20	100					
329. Thomas Jackson	7	1		1															
330. Demon Smith	20	1		1															
TOTALS		18	12	30				34	9	2	46		50	200					



12 Census of *Sans Bois* County,

Choctaw Nation, 1885

NAMES.	DESCRIPTION OF PERSONS.						OCCUPATION.	LAND.	LIVE STOCK.						AGRICULTURAL PRODUCTS.			MISCELLANEOUS.	
	AGE.	Male.	Female.	Indian.	White.	Colored.		Acres under Cultivation.	No. of Horses.	No. of Mules.	No. of Cattle.	No. of Sheep.	No. of Goats.	No. of Hogs.	No. Bales of Cotton.	No. Bushels of Corn.	No. Bushels of Wheat.	No. Bushels of Oats.	OTHER INFORMATION.
331 <i>Pesahayulle Isaac,</i>	50		1	1				14	3				15		100				
332 <i>Liny Isaac</i>	18		1	1															
333 <i>Cephus Isaac</i>	18	1		1															
334 <i>Fickles Isaac</i>	3	1		1															
335 <i>Wilson Haklochi</i>	40	1		1			Farmer	6	1	7			13		105				
336 <i>Silliu Hakloche</i>	40		1	1															
337 <i>Stephen Mcgilbury</i>	19	1		1					2	6									
338 <i>Wm Bond</i>	23	1		1			Farmer	6	2	2			12		200				
339 <i>Edward Bonnette</i>	20	1		1															
340 <i>Nancy Bonnette</i>	25		1	1															
341 <i>Selina Williams</i>	5		1	1															
342 <i>Nancy Williams</i>	12		1	1															
343 <i>Samson Lucust</i>	30	1		1			Farmer	8	5		7		10		50				
344 <i>Ellen Lucust</i>	25		1	1															
345 <i>Adam Lucust</i>	4	1		1															
346 <i>Jenny Lucust</i>	2		1	1															
347 <i>Sam Woolridge</i>	37	1		1					3				10						
348 <i>Elsie Woolridge</i>	39		1	1															
349 <i>Wilkin Coat</i>	21	1		1															
350 <i>James Brandy</i>	40	1		1			Farmer	6	4				6		50				
351 <i>Betsy Brandy</i>	40		1	1															
352 <i>Willis Tolly</i>	30	1		1			Farmer	5	2				10		10				
353 <i>Ettie Tolly</i>	40		1	1															
354 <i>Sam Coste</i>	8	1		1															
355 <i>Silbert Tolly</i>	mis 10	1		1															
356 <i>Eliza Moore</i>	12		1	1															
357 <i>Phillip Byington</i>	23	1		1															
358 <i>Wicy Byington</i>	40		1	1															
359 <i>Silas Byington</i>	mis 6		1	1															
360 <i>Greggs Durant</i>	18	1		1															
TOTALS		16	14	30				45	22	15			76		515				



13 Census of *Sans Bois* County,

Choctaw Nation, 1885


NAMES.	DESCRIPTION OF PERSONS.						OCCUPATION.	LAND.	LIVE STOCK.						AGRICULTURAL PRODUCTS.				MISCELLANEOUS.
	AGE.	Male.	Female.	Indian.	White.	Colored.		Acres under Cultivation.	No. of Horses.	No. of Mules.	No. of Cattle.	No. of Sheep.	No. of Goats.	No. of Hogs.	No. Bales of Cotton.	No. Bushels of Corn.	No. Bushels of Wheat.	No. Bushels of Oats.	OTHER INFORMATION.
361 Robinson Holmes	27	/		/															
362 Betsy Holmes	35		/	/															
363 Morris Holmes	3	/		/															
364 John Holmes	2	/		/															
365 Wilburn Wade	8	/		/					10	10									
366 Heekatinma Jones	60		/	/			4	6				50							
367 Geo-Riddle	20	/		/															
368 Mary Riddle	21		/	/															
369 Ely Leflore	25	/		/															
370 Salliana Leflore	31		/	/					2										
371 Noel Leflore	4	/		/															
372 John Taylor	14	/		/															
373 Thompson Cooper	29	/		/			Farmer	20	4	40		150		100					
374 Catherine Cooper	24		/	/															
375 Willis Cooper	13	/		/															
376 Jackson T. Cooper	8	/		/															
377 Wilson Forrest	25	/		/			Farmer	28	6	50		50		60					
378 Annie Forrest	22		/	/															
379 Victoria Forrest	6		/	/															
380 Minnie Forrest	4		/	/															
381 Allie Forrest	1		/	/															
382 James King	48	/		/			Farmer	45	12	140		100		600					
383 Mary King	42		/	/															
384 Daniel Folsom	10	/		/															
385 Bettie Folsom	8		/	/															
386 John P. Clark	57	/		/			Farmer	60	3	30		30	6	600					citizen by marriage
387 Sally Clark	30		/	/															
388 Edward Clark	7	/		/															
389 Willy Wallis	28	/		/			Farmer	11	5										
390 Lilly Wallis	23		/	/															
TOTALS		17	13	27	3			168	48	1	270		380	6	1360				



14 Census of *Sauv Bois* County,

Choctaw Nation, 1885

NAMES.	DESCRIPTION OF PERSONS.						OCCUPATION.	LAND.		LIVE STOCK.						AGRICULTURAL PRODUCTS.				MISCELLANEOUS.
	AGE.	Male.	Female.	Indian.	White.	Colored.		Acres under Cultivation.	No. of Horses.	No. of Mules.	No. of Cattle.	No. of Sheep.	No. of Goats.	No. of Hogs.	No. Bales of Cotton.	No. Bushels of Corn.	No. Bushels of Wheat.	No. Bushels of Oats.	OTHER INFORMATION	
391	Isam Wallis	6	1																	
392	Frank Wallis	3	1																	
393	Robert Wallace	1	1																	
394	Nelly Wallace	45		1	1			2				10								
395	A Ham Joe	20	1																	
396	Elias Folsom	38	1				Farmer	13	7	48		25		200						
397	Nancy Folsom	21		1	1															
398	Susie Folsom	7		1	1															
399	Louisa Folsom	no		1	1															
400	Kisay Cox	30	1		1			20	2			8	4							
401	James Martin	4	1																	
402	Louisy Martin	1		1	1															
403	William Martin	110	1		1		Farmer	105 1/2					3	400						
404	Anna Martin	30		1	1															
405	Sillia Martin	13		1	1															
406	Billy Martin	6	1		1															
407	Sibel Martin	3		1	1															
408	Maeksy Nail	18	1	X	1															
409	Lelina Nail	18		1	1															
410	Newton Nail	no	1		1															
411	Dave Anderson	20	1		1		Farmer	4	1											
412	Joe Jackson	28	1	X	1		"	3	3	1		4								
413	Caroline Jackson	26		1	1															
414	Eliza Jackson	8		1	1															
415	Susan Jackson	4		1	1															
416	Andeline Jackson	1	1		1															
417	Mary Webster	35		1	1															
418	Deloke	60		1	1			7	8	6		30								
419	Allan Ervins	9		1	1															
420	John P. Thompson	26	1		1				22	1	108	6	25				2			
TOTALS			14	16	30			152 1/2	45	2	162	6	102	7	600		2			





15 Census of *Sans Bois* County,

Choctaw Nation, 1885

NAMES.	AGE.	DESCRIPTION OF PERSONS.					OCCUPATION.	LAND. Acres under Cultivation.	LIVE STOCK.					AGRICULTURAL PRODUCTS.				MISCELLANEOUS OTHER INFORMATION.
		Male.	Female.	Indian.	White.	Colored.			No. of Horses.	No. of Mules.	No. of Cattle.	No. of Sheep.	No. of Goats.	No. of Hogs.	No. Bales of Cotton.	No. Bushels of Corn.	No. Bushels of Wheat.	
421 Katie Thompson	19	1	1										5					
422 Sidney Daniel	26	1	1															
423 Joseph Garland	48	1	1			Farmer	225	15	3	100			100			200		
424 Melissa Garland	44	1	1															
425 Wm Garland	20	1	1															
426 Joe Garland	17	1	1															
427 Frank Garland	4	1	1															
428 Thomas Webster	40	1	1			Farmer	100	1					5		100			
429 Jincy Webster	30	1	1															
430 Elizabeth Webster	12	1	1															
431 Susan Webster	7	1	1															
432 Annie Webster	5	1	1															
433 Albert Webster	1	1	1															
434 Oklashona	60	1	1					1	1				10					
435 Charley Pesa hoche	39	1	1					1					10					
436 Susan Pesa hoche	29	1	1															
437 Rhoda Pesa hoche	3	1	1															
438 Lena Pesa hoche	1	1	1															
439 Frank Perry	30	1	1			Farmer	20	3	5				100					
440 Ellen Perry	30	1	1															
441 Stephen Webster	33	1	1															
442 Jane Webster	23	1	1															
443 Simon Perry	40	1	1					3	6				40					
444 Daniel Perry	9	1	1															
445 Edmund Perry	5	1	1															
446 Sarah Perry	3	1	1															
447 Solomon Hancock	33	1	1			Farmer	5	2					10					
448 Rachel Hancock	34	1	1															
449 Stephen Perry	12	1	1															
450 Isham Perry	35	1	1			Farmer	30	10	1	15			100		100			
TOTALS		15	15	30			290	35	5	127			380		1200		200	



NAMES.	DESCRIPTION OF PERSONS.						OCCUPATION.	LAND.	LIVE STOCK.						AGRICULTURAL PRODUCTS.				MISCELLANEOUS.
	AGE.	Male.	Female.	Indian.	White.	Colored.		Acres under Cultivation.	No. of Horses.	No. of Mules.	No. of Cattle.	No. of Sheep.	No. of Goats.	No. of Hogs.	No. Bales of Cotton.	No. Bushels of Corn.	No. Bushels of Wheat.	No. Bushels of Oats.	OTHER INFORMATION
451 Saller Perry	40		1	1															
452 Frank Robinson	13	1		1															
453 Louis Perry	4	1		1															
454 John Perry	2	1		1															
455 Foster Perry	2	1		1															
456 Henry Joel	40	1		1															
457 James Hill	40	1		1															
458 Nicholas Garland	34	1		1			Farmer	15	9	36			100		150				
459 Melinda Garland	34		1	1															
460 Cornelia Garland	7		1	1															
461 Perling Garland	5		1	1															
462 Jeff Garland	2	1		1															
463 Jeff Suratt	22	1		1			Farmer	1	4				20		23				
464 Fannie Suratt	18		1	1															
465 Annie Suratt	7		1	1															
466 Henry Suratt	2	1		1															
467 Louisa Billy	12		1	1															
468 Susan McGe	12		1	1				12	4				80						
469 John Goodnight	26	1		1			no license		1	3			60						Citizen by marriage
470 Emma Goodnight	19		1	1															
471 Edmund Goodnight	1	1		1															
472 Green Taylor	25	1		1			Farmer	60											Citizen by marriage
473 Mary Taylor	3		1	1															
474 Alice Taylor	1		1	1															
475 Lazarus Betcher	81	1		1					2	30									Cherokee
476 J. Medley Frost	34	1		1			Farmer	70	13	115			250	4	800				
477 Cornelia Frost	27		1	1															
478 Richard Jennings	6	1		1															
479 Sandy Walker	25	1		1			Farmer	80	12	80			50	6	1000				
480 Agnes Walker	23		1	1															
TOTALS		17	13	27	3			235	43	264			580	10	1923				



NAMES.	DESCRIPTION OF PERSONS.						OCCUPATION.	LAND. Acres under Cultivation.	LIVE STOCK.						AGRICULTURAL PRODUCTS.				MISCELLANEOUS OTHER INFORMATION
	AGE.	Male.	Female.	Indian.	White.	Colored.			No. of Horses.	No. of Mules.	No. of Cattle.	No. of Sheep.	No. of Goats.	No. of Hogs.	No. Bales of Cotton.	No. Bushels of Corn.	No. Bushels of Wheat.	No. Bushels of Oats.	
481 Rebecca Walker	2		1	1															
482 <del>Lucilia</del> Walker	5		1	1															
483 Alex Burns	30	1						20		100	12	2	50						
484 Bicy Burns	25		1																
485 Jackson Burns	1	1																	
486 Shelleet Golsim	40	1																	
487 Mary Perry	6		1																
488 James D Aggs	39	1			1		Farmer	30	5	1	28		505	300					
489 Amanda D Aggs	31		1																
490 Wm W. D Aggs	4	1																	
491 Leonard D Aggs	4	1																	
492 Daisy S. D Aggs	5		1																
493 John C. D Aggs	11	1																	
494 Wm. Walker D Aggs	1	1																	
495 Phillip Kegg	63	1					Farmer	10	5	16		15							
496 William Gancher	38	1					"	30	6	3		10	500						
497 Lemy Gancher	30		7	7															
498 Aaron Bond	22	1																	
499 Martha James	16		1	1															
500 Babe James	3		1	1															
501 John Bond	22	1					Farmer	4	1			15	120						
502 Elsie Bond	28		1	1															
503 Liny Bond	4		1	1															
504 Francis Bond	4		1	1															
505 Lorin Bond	25	1					Farmer	3	1			4							
506 Achela Bond	20		1	1															
507 Susan Bond	2		1	1															
508 Babe Bond	3	1																	
509 James Bond	60	1					Farmer	10	1	3		10	100						
510 Winy Bond	15		1	1															
TOTALS		15	15	29	1			87	41	1	150	12	2	159	1020				



18 Census of *Sans Bois* County,

Choctaw Nation, 1885

NAMES.	DESCRIPTION OF PERSONS.						OCCUPATION.	LAND.	LIVE STOCK.					AGRICULTURAL PRODUCTS.			MISCELLANEOUS.		
	AGE.	Male.	Female.	Indian.	White.	Colored.		Acres under Cultivation.	No. of Horses.	No. of Mules.	No. of Cattle.	No. of Sheep.	No. of Goats.	No. of Hogs.	No. Bales of Cotton.	No. Bushels of Corn.	No. Bushels of Wheat.	No. Bushels of Oats.	OTHER INFORMATION
511 Zack Ford	36	1			1		Farmer	100	4				12	14	8000				Citizen by marriage
512 Victoria Ford	23		1	1															
513 Billy Ford	18	1		1															
514 James Seftone	35	1		1			Farmer	50	2	2	18		60	12	700				
515 Louisa Seftone	40		1	1															
516 Walter Seftone	16	1		1															
517 Carry Seftone	11		1	1															
518 Mary Seftone	9		1	1															
519 Jennie Seftone	5		1	1															
520 Isaac Kemel	23	1			1		Farmer	230	2	1	5		20						Citizen by marriage
521 Nettie Kemel	19		1	1															
522 Alf W. Perry	27	1		1			Farmer	230	1										Check as an
523 Levilgy Perry	29		1	X	1														
524 Luella Perry	7		1	1															
525 Laura Perry	5		1	1															
526 Ruther Perry	3		1	1															
527 Ada Perry	8		1	1															
528 A. G. Cowling	40	1		X	1		Farmer	265	17	2	100		100	100	1000				Citizen by marriage
529 Callie Cowling	32		1	1															
530 Sallie Harris	12		1	1															
531 Minnie Harris	4		1	1															
532 John A. Cowling	31	1		1															
533 John C. Hulsey	30	1		X	1		Farmer	160	2	2	5		12	60	1000				Citizen by marriage
534 Levisy Hulsey	29		1	1															
535 Willie Folsom	13	1		1															
536 Lizzie Folsom	11		1	1															
537 Robt. Folsom	9	1		1															
538 Winnie Folsom	7	1	X	1															
539 Ely Hulsey	3	1		1															
540 Henry Hulsey																			
TOTALS		13	17	28	5			805	28	1	128		209	175	10700				



19. Census of *Saw Bos* County,

Choctaw Nation, 1885

NAMES.	DESCRIPTION OF PERSONS.						OCCUPATION.	LAND.		LIVE STOCK.						AGRICULTURAL PRODUCTS.				MISCELLANEOUS.
	AGE.	Male.	Female.	Indian.	White.	Colored.		Acres under Cultivation.	No. of Horses.	No. of Mules.	No. of Cattle.	No. of Sheep.	No. of Goats.	No. of Hogs.	No. Bales of Cotton.	No. Bushels of Corn.	No. Bushels of Wheat.	No. Bushels of Oats.	OTHER INFORMATION.	
541 Arnold Folsom	40	1		1			Farmer	77	3	8			25	10	300					
542 Suzie Folsom	30		1	1																
543 Willy Folsom	17	1		1																
544 Fannie Folsom	7		1	1																
545 Charley Folsom	5	1		1																
546 Jane Folsom	3		1	1																
547 Elary Folsom	1/2		1	1																
548 Robert Stephens	26	1		1			Farmer	30					11							
549 Mary Stephens	26		1	1																
550 Walter Folsom	45	1		1			Farmer	35		6			100	8	300					
551 Martha Folsom	49		1	1																
552 Mary Folsom	15		1	1																
553 Brian Folsom	14		1	1																
554 Nathaniel Folsom	18	1		1																
555 Walter Folsom	8	1		1																
556 Richard Allen	34	1			1		Farmer		4	194									Citizen by Marriage	
557 Gally Allen	18		1	1																
558 Simon Hancock	58	1		1			Farmer	50	10	100			100		200					
559 Willy Hancock	44		1	1																
560 Louis Hancock	18	1		1																
561 Lizzie Hancock	16		1	1																
562 Winy Hancock	14		1	1																
563 Sing Hancock	8		1	1																
564 Kaniotama	80		1	1																
565 Gibson Chikiche	5	1		1																
566 Hollace Wright	40	1		1			Farmer	10	4	5			4							
567 Tennessee Wright	20		1	1																
568 Austin McCann	27	1		1																
569 Mulsa McCann	24		1	1																
570 Robert Dutty	7	1		1																
TOTALS -		14	16	29	1			292	21	313			240		800					



20 Census of *Sans Bois* County,

Choctaw Nation, 1885

NAMES.	DESCRIPTION OF PERSONS.						OCCUPATION.	LAND.	LIVE STOCK.						AGRICULTURAL PRODUCTS.			MISCELLANEOUS.	
	AGE.	Male.	Female.	Indian.	White.	Colored.		Acres under Cultivation.	No. of Horses.	No. of Mules.	No. of Cattle.	No. of Sheep.	No. of Goats.	No. of Hogs.	No. Bales of Cotton.	No. Bushels of Corn.	No. Bushels of Wheat.	No. Bushels of Oats.	OTHER INFORMATION
571 <i>Billy Suty</i>	3	1		1															
572 <i>Susan Selin</i>	1		1	1															
573 <i>Dickson Billy</i>	27	1		1															
574 <i>Susan Billy</i>	3		1	1															
575 <i>James Billy</i>	1	1		1															
576 <i>Wilson Coly</i>	40	1		1			<i>Farmer</i>	30	4				10		100				
577 <i>Tim Coly</i>	55		1	1															
578 <i>Sebin Coly</i>	12		1	1															
579 <i>Lillian Coly</i>	11		1	1															
580 <i>Sophie Coly</i>	8		1	1															
581 <i>Gilman Coly</i>	5	1		1															
582 <i>Oliver Hancock</i>	54																		
583 <i>Lee Pomy</i>	42	1		1			<i>Farmer</i>	10	2				4						
584 <i>Rheba Pomy</i>	64		1	1															
585 <i>Silvy Wade</i>	61		1	1															
586 <i>Solomon Wade</i>	3	1		1															
587 <i>Tecumseh Whistler</i>	30	1		1			<i>Farmer</i>	10	2										
588 <i>Army Whistler</i>	35		1	1															
589 <i>Hedy Durall</i>	40	1		1															
590 <i>Yemice Durall</i>	30		1	1															
591 <i>Wallace Tokabee</i>	40	1		1			<i>Farmer</i>	55	12				4						
592 <i>Noteyake Tokabee</i>	55		1	1															
593 <i>Calister Tokabee</i>	21	1		1															
594 <i>Annie Tokabee</i>	18		1	1															
595 <i>Geo. Amos</i>	60	1		1															
596 <i>Elizabeth Tokabee</i>	15		1	1															
597 <i>Siby Tokabee</i>	15		1	1															
598 <i>Levy Tokabee</i>	10		1	1															
599 <i>Emily Hamatabe</i>	10		1	1															
600 <i>Sim Hamatabe</i>	6	1		1															
TOTALS		13	17	29				105	20				18		100				



21 Census of *Sans Bois* County,

Choctaw Nation, 1885.

NAMES.	DESCRIPTION OF PERSONS.					OCCUPATION.	LAND. Acres under Cultivation.	LIVE STOCK.					AGRICULTURAL PRODUCTS.			MISCELLANEOUS.		
	AGE.	Male.	Female.	Indian.	White.			Colored.	No. of Horses.	No. of Mules.	No. of Cattle.	No. of Sheep.	No. of Goats.	No. of Hogs.	No. Bales of Cotton.	No. Bushels of Corn.	No. Bushels of Wheat.	No. Bushels of Oats.
601 Mitchell Amos	72	/		/														
602 Sutey Folsom	40		/	/														
603 Loring Folsom	8		/	/														
604 Adam Sutey	40	/		/		Farmer	6											
605 Macken Sutey	40		/	/														
606 Quincy Loring	40		/	/														
607 Cashman Loring	17	/		/														
608 Babe Loring	2	/		/														
609 Dave Afamotabe	40	/		/														
610 Liddy Afamotabe	55		/	/														
611 Fern William	7	/		/														
612 Shellie Folsom	25		/	/			10											
613 Betty Kanashabe	20	/		/														
614 Wallace Kanashabe	22	/		/		Farmer	2 1/2											
615 Julius Kanashabe	2	/		/														
616 Babe Kanashabe	2		/	/														
617 Robert Seftone	53	/		/		Farmer	10	1	20		40			50				
618 Sally Seftone	45		/	/														
619 Wallace Seftone	15	/		/														
620 Horbis Seftone	10	/		/														
621 Garland Seftone	60	/		/														
622 Kory Willis	40		/	/														
623 Lemm Willis	10	/		/														
624 Isreal Willis	1	/		/														
625 Jack Burns	29	/		/		Farmer	10	7	30		20			30				
626 Mary Burns	26		/	/														
627 Thomas Burns	3	/		/														
628 Jimpson	12	/		/														
629 Joe Folsom	24	/		/														
630 Jincy Folsom	36		/	/														
TOTALS	19	11	30				38 1/2	8	50		60			80				



22 Census of *Sans Poni* County,

Choctaw Nation, 1885

NAMES	AGE	DESCRIPTION OF PERSONS					OCCUPATION	LAND	LIVE STOCK						AGRICULTURAL PRODUCTS				MISCELLANEOUS
		Male	Female	Indian	White	Colored		Acres under Cultivation	No. of Horses	No. of Mules	No. of Cattle	No. of Sheep	No. of Goats	No. of Hogs	No. Bales of Cotton	No. Bushels of Corn	No. Bushels of Wheat	No. Bushels of Oats	OTHER INFORMATION
631 <i>Pheng Wintock</i>	2		1	1															
632 <i>Elizabeth Loring</i>	58		1	1			30	8	50			60		300					
633 <i>Willy Loring</i>	17	1		1															
634 <i>John Burns</i>	10		1	1															
635 <i>Willis Tanashabe</i>	22	1		1		Farmer	1	1											
636 <i>Betsy Tanashabe</i>	23		1	1															
637 <i>Ben Jackson</i>	18	1		1								20							
638 <i>Adam Lucas</i>	23	1		1		Farmer	3	1	1										
639 <i>Sis Lucas</i>	17		1	1															
640 <i>Lucy Lucas</i>	2		1	1															
641 <i>Solomon Folsom</i>	25	1		1		Farmer	10	5	10			25		100					
642 <i>Allen Folsom</i>	37	1		1		"	6	6	5	4		25		60					
643 <i>Sillis Folsom</i>	31		1	1															
644 <i>Nicholas McGilberry</i>	4	1		1															
645 <i>Hattie Wencher</i>	50		1	1															
646 <i>Harry Gage</i>	30	1		1		Farmer	8	6	7			75		80					
647 <i>Nancy Gage</i>	22		1	1															
648 <i>Sally Gage</i>	4		1	1															
649 <i>Babe Gage</i>	4	1		1															
650 <i>Missy Nail</i>	23		1	1			40	1	50			100		100					
651 <i>Joe Burns</i>	9	1		1					15										
652 <i>Ned - Graham</i>	53	1		1					5			24							
653 <i>Nelson Hartin</i>	20	1		1		Farmer	9	3	3			20		40					
654 <i>Susan Hartin</i>	20		1	1															
655 <i>Bill Hartin</i>	10	1		1															
656 <i>Emeline Hartin</i>	2		1	1															
657 <i>Betsy Hartin</i>	1		1	1															
658 <i>Wm Folsom</i>	40	1		1		Farmer	10	3	6			80		50					
659 <i>Manda Folsom</i>	45		1	1															
660 <i>Jonas Thompson</i>	37	1		1		Farmer	3	2				30		125					
TOTALS		15	15	30			120	42	147	4		189		855					



20 Census of Sans Bois County,

Choctaw Nation, 1885

NAMES	DESCRIPTION OF PERSONS						OCCUPATION	LAND	LIVE STOCK						AGRICULTURAL PRODUCTS				MISCELLANEOUS
	AGE	Male	Female	Indian	White	Colored		Acres under Cultivation	No. of Horses	No. of Mules	No. of Cattle	No. of Sheep	No. of Goats	No. of Hogs	No. Bales of Cotton	No. Bushels of Corn	No. Bushels of Wheat	No. Bushels of Oats	OTHER INFORMATION
661 Louisa Thompson	28		1	1															
662 Eddie Thompson	11	1																	
663 Lily Thompson	2		1	1															
664 Orta Lee	40	1																	
665 Isaac Garland	35	1					Farmer	12	6	12			50		240				
666 Ellen Garland	40		1	1															
667 Lucy Gonla	40		1	1															
668 Sophie Gonla	12		1	1															
669 Florin Gonla	8	1																	
670 Ward Garland	40	1					Farmer	35											
671 Sophina Garland	42		1	1															
672 Sarah Garland	16		1	1															
673 David Garland	10	1																	
674 Lurena Garland	8		1	1															
675 Columbus Garland	6	1																	
676 Ward Garland	4	1																	
677 Babe Garland	8	1																	
678 Edward Nail	17	1																	
679 Susan Webster	20		1	1															
680 Rhoda Webster	3		1	1															
681 Rosy L. Webster	1		1	1															
682 Luby Garland	50		1	1															
683 Lodie Gardner	16		1	1															
684 Nicholas Nail	12	1																	
685 Albert L. Hancock	7	1																	
686 Lorin Hancock	4	1																	
687 Peter Garland	35	1					Farmer	45	20	1	100	9	100	300		120			
688 Margaret Garland	30		1	1															
689 Helene Garland	11		1	1															
690 Jack Garland	11	1																	
TOTALS		15	15	30				72	26	1	112	9	150	540		120			



24 Census of Sans Bois County,

Choctaw Nation, 1885

NAMES.	DESCRIPTION OF PERSONS.						OCCUPATION.	LAND.		LIVE STOCK.						AGRICULTURAL PRODUCTS.				MISCELLANEOUS.
	AGE.	Male.	Female.	Indian.	White.	Colored.		Acres under Cultivation.	No. of Horses.	No. of Mules.	No. of Cattle.	No. of Sheep.	No. of Goats.	No. of Hogs.	No. Bales of Cotton.	No. Bushels of Corn.	No. Bushels of Wheat.	No. Bushels of Oats.	OTHER INFORMATION.	
691 Minerva Garland	14		/	/																
692 Siby Garland	3		/	/																
693 Peggy Garland	100		/	/																
694 Gaiual Bell	45	/		/																
695 Leora Bell	29	x	/	/																
696 Melinda Bell	mo 4		/	/																
697 Gavimantablee James	30	/		/			Farmer	12	7	7			20		10					
698 Sarah James	20		/	/																
699 Abel James	14	/		/																
700 Emily James	mo 8		/	/																
701 Arche Sambe	30	/		/					7	5			40							
702 Louis	5	/		/																
703 Tanshattabe	40	/		/			Farmer.	34	17	18	20		150	3 1/2	200					
704 Jincy Tanshattabe	42		/	/																
705 Morris Kanikta	40	/		/				2	1				2							
706 Thompson	25	/		/																
707 Dicklis Skellite	30	/		/			Farmer	2	1				8							
708 Lizzie Skellite	30		/	/																
709 Skellite Garland	12		/	/																
710 Sam Cooper	50	/		/					2											
711 Sophie Cooper	30		/	/																
712 Wilmun Coss	12	/		/																
713 Abel Cooper	16	/		/																
714 Sally Cooper	5		/	/					5											
715 David Cooper	1	/	x	/																
716 Adam Cooper	20	/		/																
717 Lizzie Cooper	18		/	/																
718 John Cooper	1	/		/																
719 Charley Hehcha	35	/		/			Farmer	7	9				10							
720 Rachel Hehcha	30		/	/																
TOTALS		16	14	30				50	39	30	20		230	3 1/2	210					





25 Census of Sans Bois County,

Choctaw Nation, 1885

NAMES.	DESCRIPTION OF PERSONS.						OCCUPATION.	LAND.		LIVE STOCK.						AGRICULTURAL PRODUCTS.				MISCELLANEOUS.
	AGE.	Male.	Female.	Indian.	White.	Colored.		Acres under Cultivation.	No. of Horses.	No. of Mules.	No. of Cattle.	No. of Sheep.	No. of Goats.	No. of Hogs.	No. Bales of Cotton.	No. Bushels of Corn.	No. Bushels of Wheat.	No. Bushels of Oats.	OTHER INFORMATION	
721 Wesley Kehcha	12	1																		
722 Sam Kehcha	4	1																		
723 Annie M <sup>c</sup> Gilberry	40		1																	
724 Turner M <sup>c</sup> Gilberry	13	1																		
725 Henry Cooper	40	1					Farmer	8	1				40		80					
726 Betty Cooper	25		1																	
727 Morris Cooper	13	1																		
728 Dennis Cooper	12	1																		
729 Robt Cooper	6	1																		
730 Mary Cooper	2		1																	
731 Henry Pickens	26	1					Farmer	3												
732 Edmie Pickens	25		1																	
733 Edmie Picken	1		1																	
734 Leonard Colbert	50	1																		
735 Sissie Colbert	14		1																	
736 Henry Colbert	31	1					Farmer	15	1						150					
737 A. H. Colbert	35	1					"	10	1				25							
738 Lucy Colbert	40		1																	
739 Simpson Colbert	28	1							1				20							
740 Lina Colbert	20		1																	
741 Abby Colbert	1		1																	
742 C. H. Charles	18		1																	
743 Davis Colbert	20	1					Farmer	1	3				15		50					
744 Mary Colbert	30		1																	
745 William Pote	5	1																		
746 Amy Pote	6		1																	
747 Fred Almun	52	1		X	1			6	1	1	17		40		Not right			Citizen by marriage		
748 Harriette Almun	56		1				Doubtful													
749 Albert Harrison	5	1																		
750 Loui Harrison	3	1																		
TOTALS	17	13	29	1				46	8	1	17		140		280					



26 Census of *Sans Bois* County,

Choctaw Nation, 1885

		DESCRIPTION OF PERSONS.					LAND. LIVE STOCK. AGRICULTURAL PRODUCTS. MISCELLANEOUS.													
NAMES.	AGE.	Male.	Female.	Indian.	White.	Colored.	OCCUPATION.	Acres under Cultivation.	No. of Horses.	No. of Mules.	No. of Cattle.	No. of Sheep.	No. of Goats.	No. of Hogs.	No. Bales of Cotton.	No. Bushels of Corn.	No. Bushels of Wheat.	No. Bushels of Oats.	OTHER INFORMATION.	
751	<i>Susan Hancock</i>	24	1						2		6									
752	<i>Lerina Hancock</i>	5		1																
753	<i>Rufus Hancock</i>	2	1																	
754	<i>Rhebe Holcom</i>	45		1				8	7		18			40						
755	<i>Tom Donald</i>	35	1			1	<i>Farmer</i>	20	6	1	30			100						
756	<i>Lerina Donald</i>	23		1																
757	<i>Benj. P. Donald</i>	3	1																	
758	<i>Louie Leflore</i>	27	1				<i>Farmer</i>	25	12		40			100	3	200				
759	<i>Artemisia Leflore</i>	23		1																
760	<i>Lou Garland</i>	13		1																
761	<i>Morris Garland</i>	60	1				<i>Farmer</i>	10	2		7			25		50				
762	<i>Melissa Garland</i>	23		1																
763	<i>Davis Adam</i>	30	1																	
764	<i>Ellis Toula</i>	25	1																	
765	<i>Sismun Durant</i>	26	1				<i>Farmer</i>	8	2					1		50				
766	<i>Anoema Durant</i>	35		1																
767	<i>Walter Webster</i>	14	1																	
768	<i>Adam Webster</i>	12	1																	
769	<i>Bally Webster</i>	10		1																
770	<i>Rhoda Webster</i>	6		1																
771	<i>Susan Bohanan</i>	40		1				15	10	1	18	20		100		150				
772	<i>Isaac Bohanan</i>	12	1																	
773	<i>Billin Bohanan</i>	7		1																
774	<i>Elizabeth Corvin</i>	28		1																
775	<i>Mary Melkin</i>	7		1																
776	<i>William Choate</i>	18	1																	
777	<i>Wimpy King</i>	12		1																
778	<i>Louisa King</i>	40		1																
779	<i>Sisy King</i>	14		1																
780	<i>Sing King</i>	6		1																
TOTALS			13	17	29	1		86	41	2	119	20		366	3	450				



27. Census of Sans Bois County,

Choctaw Nation, 1885

NAMES.	AGE.	DESCRIPTION OF PERSONS					OCCUPATION.	LAND.		LIVE STOCK.					AGRICULTURAL PRODUCTS.				MISCELLANEOUS.
		Male.	Female.	Indian.	White.	Colored.		Acres under Cultivation.	No. of Horses.	No. of Mules.	No. of Cattle.	No. of Sheep.	No. of Goats.	No. of Hogs.	No. Bales of Cotton.	No. Bushels of Corn.	No. Bushels of Wheat.	No. Bushels of Oats.	OTHER INFORMATION.
781 Nicholas Henry	1	1		1															
782 Peter Noel	40	1		1		Farmer	100	5	40					100					
783 Lurinda Noel	30		1	1															
784 Louisa Noel	20		1	1															
785 Benny Noel	10	1		1															
786 Robt Noel	6	1		1															
787 Minnie M. Noel	3		1	1															
788 Mary A. Noel	7		1	1															
789 Lorenzo Krogsdale	54	1			1	Mechanic	25	3	25		50		200					Citizen by Marriage	
790 Agnis Krogsdale	28		1	1															
791 Wincy Grayson	20		1	1															
792 Douglas Grayson	3	1		1															
793 Bob Grayson	4 weeks		1	1															
794 Susan McGilberry	21		1	1															
795 Levina Winlock	2		1	1															
796 John Brimage	37	1		1		Farmer	6	2	12		30		60					Citizen by Marriage	
797 Bettie Brimage	17		1	1															
798 Geo - Brimage	25	1		1	1	Farmer	8	2			40								
799 Jimmie Brimage	22		1	1															
800 Ida Brimage	2		1	1															
801 Moleas Cass	48	1		1		Farmer	40	5	18		25		200						
802 Army Cass	39		1	1															
803 Winny Cass	16		1	1															
804 Auburn Cass	10	1		1															
805 Billy Cass	4	1		1															
806 Thomas Cass	1	1		1															
807 Robert Cass	25	1		1							20								
808 Melissa Cass	25		1	1															
809 Sabil Cass	1		1	1															
810 Dealy Carney	30		1	1															
TOTALS		13	17	27	3		179	17	95		185		560						



28 Census of *Sans Bois* County,

Choctaw Nation, 1885

NAMES	DESCRIPTION OF PERSONS						OCCUPATION	LAND.		LIVE STOCK				AGRICULTURAL PRODUCTS			MISCELLANEOUS		
	AGE	Male	Female	Indian	White	Colored		Acres under Cultivation	No. of Horses	No. of Mules	No. of Cattle	No. of Sheep	No. of Goats	No. of Hogs	No. Bales of Cotton	No. Bushels of Corn	No. Bushels of Wheat	No. Bushels of Oats	OTHER INFORMATION
811 Billy Poes	3	1																	
812 <del>Arctim</del> Wallin	7	1																	
813 Wm Wilson	30	1																	
814 Nancy Wilson	19		1						1	1			50						<i>Citizen by marriage</i>
815 Andrewema	40		1																
816 Allen James	8	1																	
817 David Luke	38	1					Farmer	8	6	14	30		50		100				
818 Mily Luke	40		1																
819 John Pope	10	1																	
820 Attie Pope	7		1																
821 Ontemaye	60		1																
822 Isaac Hancock	23	1																	
823 Annie Hancock	25		1						2	1			6						
824 Cornelius Hancock	40	1					Farmer	35	2	3			20		50				
825 Betsy Hancock	40		1																
826 Willis Hancock	14	1																	
827 Sophie Hancock	8		1																
828 Log in Charity	40	1																	
829 Fannie Charity	30		1																
830 Picken Charity	15	1																	
831 Sikey Nail	15		1																
832 Sisly Wesley	14		1																
833 Nicholas Jefferson	40	1					Farmer	30	1				2		200				
834 Ellen Jefferson	42		1																
835 Thomas Jefferson	20	1																	
836 Alfred Jefferson	18	1																	
837 Sweeney Jefferson	15	1																	
838 Smallwood Jefferson	12	1																	
839 Sam Jefferson	12	1																	
840 Levisy Jefferson	6		1																
TOTALS	19	13	29	1				73	13	18	30	128	128	300	50				



29 Census of *Sans Bois* County,

Choctaw Nation, 1885

NAMES.	DESCRIPTION OF PERSONS.						OCCUPATION.	LAND.	LIVE STOCK.						AGRICULTURAL PRODUCTS.			MISCELLANEOUS.	
	AGE.	Male.	Female.	Indian.	White.	Colored.		Acres under Cultivation.	No. of Horses.	No. of Mules.	No. of Cattle.	No. of Sheep.	No. of Goats.	No. of Hogs.	No. Bales of Cotton.	No. Bushels of Corn.	No. Bushels of Wheat.	No. Bushels of Oats.	OTHER INFORMATION.
841 Leona Tolson	4		/	/															
842 Melvina Pope	13		/	/															
843 Aly Colbert	18	/		/															
844 Nancy Jefferson	34		/	/															
845 Eastman Jefferson	4	/		/															
846 Joe Anderson	30	/		/			Farmer	20	6				35						
847 Emily Anderson	25		/	/															
848 Nancy Anderson	5		/	/															
849 Jacob James	24	/		/			Farmer	25	2				25		60				
850 Sophie James	19		/	/															
851 Pink Nelson	37	/		X	/		Farmer	315	32	2	200		100						citizen by marriage
852 Louisa Nelson	36		/	/															
853 Mertile Parish	11		/	/															
854 Marvin Parish	6		/	/															
855 Willis Nelson	9 <sup>mo.</sup>	/		/															
856 Solomon McGilberry	35	/		/			Farmer	160	5	20			100	5	600				
857 Martha McGilberry	40		/	/															
858 Levina McGilberry	9		/	/															
859 Mrs L. Cass	70		/	/					1	4			5						
860 Siloy Cass	65		/	/															
861 Adam Cass	10	/		/															
862 Sophie Colbert	43		/	/									30						
863 Joe Colbert	15	/		/															
864 Isabel Colbert	11		/	/															
865 Gibson Colbert	8	/		/															
866 Frank Colbert	1	/		/															
867 Tom Luce	19	/		/															
868 Delila Luce	18		/	/															
869 William Harrison	9	/		/															
870 Mary Harrison	6		/	/															
TOTALS		13	17	29	1			520	46	2	229		295	5	660				





30 Census of *Sans Bois* County,

Choctaw Nation, 1885

NAMES	AGE	DESCRIPTION OF PERSONS					OCCUPATION	LAND		LIVE STOCK					AGRICULTURAL PRODUCTS				MISCELLANEOUS
		Male	Female	Indian	White	Colored		Acres under Cultivation	No. of Horses	No. of Mules	No. of Cattle	No. of Sheep	No. of Goats	No. of Hogs	No. Bales of Cotton	No. Bushels of Corn	No. Bushels of Wheat	No. Bushels of Oats	OTHER INFORMATION
871 Francis Colbut	mo 3		1	1															
872 Kanneka Wade	37	1		1			Farmer	8	6	10		10		200					
873 Seely Wade	33		1	1															
874 Sampson Wade	11	1		1															
875 Pivalikimba	60		1	1					2	5		10							
876 Sektahona Tom	40		1	1					2										
877 Simon Tom	15	1		1															
878 Karima	60		1	1															
879 Robert Hancock	75	1		1			Farmer	1				20							
880 Billy Folsom	26	1		1			Farmer	35	25	25		30		200					
881 Corneine Folsom	35		1	1															
882 I da Folsom	4		1	1															
883 Ann Folsom	2		1	1															
884 Shellet Folsom	mo 7		1	1															
885 Joe Folsom	22	1		1			Farmer	8	15		4	20		30					
886 Sim Folsom	18	1		1				8	20	25		25		100					
887 Sina Jackson	40		1	1															
888 Jack Comahpessa	4	1		1															
889 Louisa Harrison	39		1	1				24	9	30		50							
890 Virginia Harrison	15		1	1															
891 Daniel Harrison	12	1		1															
		9	12	21				83	80	95	4	20	145		530				

I hereby certify that above and foregoing trans correct copy on Record, filed in hereto affixed the seal of the Choctaw

of *Sans Bois* County, <sup>Census</sup> is a true and my office - In testimony whereof I have signed this 26<sup>th</sup> day of July 1886.  
 Thompson M. Quincy  
 National Secretary  
 Choctaw Nation

TOTALS





Choctaw Nation, 1885

LAND	LIVE STOCK									
Acres under Cultivation.	No of Horses	No of Mules	No of Cows	No of Pigs	No of Sheep	No of Goats	No of Chickens	No of Ducks	No of Geese	No of Turkeys

The Census of Seelyville taken  
 in the 1<sup>st</sup> Judicial District  
 Choctaw Nation, on the year  
 1885.

25795  
 INDIA OFFICE  
 Series No. 2 1885







2 Census of *Scullyville* County,

Choctaw Nation, 1885

		DESCRIPTION OF PERSONS.						LAND.										LIVE STOCK.				AGRICULTURAL PRODUCTS.				MISCELLANEOUS.
NAMES.	AGE.	Male.	Female.	Indian.	White.	Colored.	OCCUPATION.	Acres under Cultivation.	No. of Horses.	No. of Mules.	No. of Cattle.	No. of Sheep.	No. of Goats.	No. of Hogs.	No. Bales of Cotton.	No. Bushels of Corn.	No. Bushels of Wheat.	No. Bushels of Oats.	OTHER INFORMATION							
																			11 Simon Pierce	8	1		1			
12 <del>Walter</del> Pierce	6	1		1																						
13 Memus Pierce	1	1		1																						
14 Cornelius Adam	27	1		1			Farmer	6	1																	
15 Betsie Adam	14		1	1																						
16 Abada Adam	1		1	1																						
17 Babe Adam	3	1		1																						
18 Sally Thomas	30		1	1																						
19 Mary Thomas	6		1	1																						
20 Sam Thomas	2	1		1																						
21 Hoba	40	1		1			Farmer																			
22 Sator Hoba	14		1	1				6	12		1			50												
23 Hoba Hoba	14		1	1																						
24 Hoba Hoba	8		1	1																						
25 Billy Hunt	50	1		1			Farmer	5	11							10										
26 Sully Hunt	10		1	1																						
27 Thomas Crocken	10	1		1																						
28 Loman Thomas	30	1		1			Farmer	4	1					20		50										
29 Sully Thomas	25		1	1																						
30 Isaac Thomas	8	1		1																						
31 Sophie Thomas	6		1	1																						
32 Eliza Thomas	6		1	1																						
33 Harriet Thomas	3		1	1																						
34 Sully Salifson	10		1	1																						
35 Charles Wilburn	36	1		1			Farmer	17	16	20				100	7	100										
36 Martha Wilburn	27		1	1																						
37 Lizzie Wilburn	5		1	1																						
38 Sully Wilburn	5	1		1																						
39 Charles Wilburn	3	1		1																						
40 Blanche Wilburn	2	1		1																						
TOTALS		15	4	30				53	34	10				151	7	470										



Census of *Scullyville* County,

Choctaw Nation, 1885

NAMES	DESCRIPTION OF PERSONS						OCCUPATION	LAND		LIVE STOCK						AGRICULTURAL PRODUCTS				MISCELLANEOUS
	AGE	Male	Female	Indian	White	Colored		Acres under Cultivation	No. of Horses	No. of Mules	No. of Cattle	No. of Sheep	No. of Goats	No. of Hogs	No. Bales of Cotton	No. Bushels of Corn	No. Bushels of Wheat	No. Bushels of Oats	OTHER INFORMATION	
1. <i>John Washburn</i>	55		1	1																
2. <i>Joanna Sibley</i>	30		1	1																
3. <i>Walter Sibley</i>	6		1	1																
4. <i>John Washburn</i>	24	1		1																
5. <i>John Washburn</i>	18		1	1																
6. <i>Lucy Washburn</i>	13		1	1																
7. <i>Allie Washburn</i>	10		1	1																
8. <i>Ed Washburn</i>	6	1		1																
9. <i>Molly Washburn</i>	12		1	1																
10. <i>John G. Stone</i>	36	1		1			<i>Farmer</i>													
11. <i>Minnie Stone</i>	25		1	1																
12. <i>James Stone</i>	2	1		1																
13. <i>Alida Albert</i>	16		1	1																
14. <i>James William</i>	37	1		1			<i>Farmer</i>	60	20	50			150	2	1200					
15. <i>Greenwood William</i>	11	1		1																
16. <i>Mary William</i>	9		1	1																
17. <i>Napoleon William</i>	6	1		1																
18. <i>Judy William</i>	3		1	1																
19. <i>Albert Holson</i>	18	1		1			"	35	10	50										
20. <i>David Holson</i>	17	1		1																
21. <i>Leazy Cox</i>	42		1	1			"	40	10	5			60	3	125					
22. <i>Emma Cox</i>	21		1	1																
23. <i>Charles Cox</i>	18	1		1																
24. <i>Rufus Cox</i>	7	1		1																
25. <i>Maggie Cox</i>	5		1	1																
26. <i>Lizzy Cox</i>	3		1	1																
27. <i>Sicanda Fieber</i>	34	1		1																
28. <i>Isabel Fieber</i>	6		1	1																
29. <i>Walter Fieber</i>	10	1		1																
TOTALS		13	17	30				255	60	185	60		510	10	2025					



NAMES	DESCRIPTION OF PERSONS.						OCCUPATION	LAND.	LIVE STOCK.					AGRICULTURAL PRODUCTS.				MISCELLANEOUS.	
	AGE	Male	Female	Indian	White	Colored		Acres under Cultivation	No. of Horses	No. of Mules	No. of Cattle	No. of Sheep	No. of Goats	No. of Hogs	No. Bales of Cotton	No. Bushels of Corn	No. Bushels of Wheat	No. Bushels of Oats	OTHER INFORMATION
91 Willis Daniel	30	1		/			Farmer	30	5	15			100	5	100				
92 Mary Daniel	16		/	/															
93 Ruthy Daniel	8		/	/															
94 Mary Daniel	6		/	/															
95 Annie Daniel	4		/	/															
96 Charley Daniel	1	/		/															
97 Mahaley Daniel	4		/	/															
98 Mack McLean	19	/		/				50											
99 Terina Prehern	47		/	/															
100 Susan Daniel	2		/	/															
101 Jacob Elkoche	37	/		/			Farmer	4	3				15		50				
102 Lena Elkoche	26		/	/															
103 Caldwell Elkoche	5	/		/															
104 Johnnie Elkoche	11	/		/															
105 Leindas Thomas	32	/		/			Farmer	12	4	4			115		120				
106 Sabatin Thomas	25		/	/															
107 Minnie Thomas	7		/	/															
108 Serena Thomas	13		/	/															
109 Bate Thomas	6	/		/															
110 Alanowaf Jeff	32	/		/			Farmer	20	4	20			20		120				
111 Any Alanowablee	34		/	/															
112 Thomas King	20	/		/															
113 Sillis King	24		/	/															
114 Wesley King	1	/		/															
115 Jane Hosatabe	20		/	/															
116 Selvy Hosatabe	1		/	/															
117 Dickson Jefferson	27	/		/			Farmer	18	17	30			60		180				
118 Mary Jefferson	40		/	/															
119 Wm Jefferson	18	/		/															
120 Horris William	16	/		/															
TOTALS		14	16	30				134	23	69			310		570				







Census of Scullyville County,

Choctaw Nation, 1885

NAMES.	AGE.	DESCRIPTION OF PERSONS.					OCCUPATION.	LAND.	LIVE STOCK.					AGRICULTURAL PRODUCTS.			MISCELLANEOUS.		
		Male.	Female.	Indian.	White.	Colored.		Acres under Cultivation.	No. of Horses.	No. of Mules.	No. of Cattle.	No. of Sheep.	No. of Goats.	No. of Hogs.	No. Bales of Cotton.	No. Bushels of Corn.	No. Bushels of Wheat.	No. Bushels of Oats.	OTHER INFORMATION
151 Willis Jackson	7	1		1															
152 Joe Jackson	3	1		1															
153 Myky Jackson	2		1	1															
154 Babe Jackson	2		1	1															
155 Aige Shetabe	50	1		1															
156 James Grehern	30	1		1		Farmer	35	8	2	125	9		100	4	300				
157 Parrel Grehern	28		1	1	1														
158 Minnie Grehern	7		1	1															
159 Doche Grehern	4		1	1															
160 Joe Grehern	22	1		1			40												
161 Woy Kincaid	40		1	1			30	20		20			20						
162 Lisa Kincaid	13		1	1															
163 Joe Mc Cann	18	1		1															
164 David R. Welch	48	1		1	1	Farmer	300	3		45			75						Widow by marriage
165 Phibe Welch	33		1	1															
166 Eddie Walker	13	1		1															
167 Wm. A. Welch	7	1		1															
168 Arian Sambard	60		1	1															
169 Lee Evans	23	1		1		Farmer	187	6	2	22			20	50	1000				
170 Lizzie Evans	23		1	1															
171 Alton Evans	3	1		1															
172 Robt Evans	1	1		1															
173 Maggie Parish	18		1	1															
174 Wesley McCarty	33	1		1		Farmer	60	4		33			50						
175 Frances McCarty	33		1	1	1														
176 Molly McCarty	2		1	1															
177 Robt McCarty	3	1		1															
178 John Dwight	46	1		1		Farmer	40	3											
179 Elias Tom	25	1		1															
180 Joseph Tom	3	1		1															
TOTALS			18	12	27	3		692	44	4	245	9	265	54	1300				



7 Census of Scullyville County,

Choctaw Nation, 1885

NAMES.	AGE.	DESCRIPTION OF PERSONS.					OCCUPATION.	LAND.	LIVE STOCK.					AGRICULTURAL PRODUCTS.			MISCELLANEOUS.		
		Male.	Female.	Indian.	White.	Colored.		Acres under Cultivation.	No. of Horses.	No. of Mules.	No. of Cattle.	No. of Sheep.	No. of Goats.	No. of Hogs.	No. Bales of Cotton.	No. Bushels of Corn.	No. Bushels of Wheat.	No. Bushels of Oats.	OTHER INFORMATION
176 Julian Thomae	40	1	1																
177 Wm. Womack	44	1				Farmer	100	18	5	50	60	100	10	200					Doubtful citizen in marriage
178 Nancy Womack	37		1																
179 Wm. Womack Jr	14	1																	
180 Lda Womack	12		1																
181 Geo Womack	10	1																	
182 Geo Womack	7	1																	
183 Ada Womack	5		1																
184 Jennie Womack	3		1																
185 Henry Womack	8 mo	1																	
186 Robt. Scatterfield	37	1				Farmer	15	1	1	20		20							Doubtful citizen by marriage
187 Lucella Scatterfield	25		1																
188 James Scatterfield	6	1																	
189 Minnie Scatterfield	3		1																
190 Grant Scatterfield		1																	
191 David Moore	28	1				Farmer	500	17	4	700		100	100	5000					
192 Clara Moore	16		1																
193 Jackson Moore	25	1																	
194 Ada Moore	18		1																
195 Ora Moore	2		1																
196 Jephthay Moore	60	1																	
197 Saml McDaniel	20	1																	Doubtful
198 Albert Dobson	35	1				Farmer	150	9	1	40		100	10	1000					Doubtful by marriage
199 Laura Dobson	25		1																
200 Leonidas Dobson	5	1																	
201 Wm Dobson	4	1																	
202 Hester Dobson	3		1																
203 Thomas Marshall	2	1																	
204 Robert Chubbee	31	1				Farmer	40	10				49	1	150					
205 Sally Chubbee	31		1																
TOTALS		17	13	27	3		805	55	11	840	60	369	129	6310					







Census of *Shullyville* County,

Choctaw Nation, 1885

241	NAMES.	AGE.	DESCRIPTION OF PERSONS.					OCCUPATION.	LAND.	LIVE STOCK.						AGRICULTURAL PRODUCTS.				MISCELLANEOUS.
			Male.	Female.	Indig.	White.	Colored.		Acres under Cultivation.	No. of Horses.	No. of Mules.	No. of Cattle.	No. of Sheep.	No. of Goats.	No. of Hogs.	No. Bales of Cotton.	No. Bushels of Corn.	No. Bushels of Wheat.	No. Bushels of Oats.	OTHER INFORMATION
241	Wm Overstreet	34	1			1		Farmer	75	1		150			40	2	2000		Citizen by marriage	
242	Sarah Overstreet	33		1	1															
243	Laura Overstreet	15		1	1															
244	Sena Overstreet	12		1	1															
245	Eliza Overstreet	10		1	1															
246	James Overstreet	5	1		1															
247	Molly Overstreet	3		1	1															
248	Babe Overstreet	3 weeks		1	1															
248	Babe Overstreet	3 weeks		1	1															
250	Thomas Overstreet	37	1		X	1														
251	Mary Overstreet	12		1	1														Citizen by marriage	
252	Clayton Overstreet	10		1	1															
253	Charley Overstreet	8		1	1															
254	Lora Overstreet	5		1	1															
255	Thomas Overstreet	3		1	1															
256	Minnie Overstreet	8 mos		1	1															
257	John W. Krebs	30	1		1			Farmer	18	1	1	3			20					
258	Eliza Krebs	21		1	1															
259	John Krebs	8		1	1															
260	Benj Krebs	2		1	1															
261	Carter Krebs	2 mos		1	1															
262	Edmund Burgerin	64	1		X	1		Farmer	100	1	2	60		300	10	1500			Citizen by marriage	
263	Mary Burgerin	59		1	1															
264	Nichol Brady	54		1	1			Farmer	24	11		38		50	4	220			Citizen by marriage	
265	Caroline Brady	45		1	1															
266	Wesley Brown	6		1	1															
267	Lizzie McKinney	37		1	1															
268	Silas James	42	1		1			Farmer	50	2		24		5	8					
269	Lizzie James	25		1	1				42		2	10		15		20				
270	Scena James	1		1	1															
TOTALS			15	15	26	4			309	16	5	325		430	24	3740				



Census of Scullyville County,

Choctaw Nation, 1885.

		DESCRIPTION OF PERSONS.						LAND.		LIVE STOCK.					AGRICULTURAL PRODUCTS.			MISCELLANEOUS.	
NAMES.	AGE.	Male.	Female.	Indian.	White.	Colored.	OCCUPATION.	Acres under Cultivation.	No. of Horses.	No. of Mules.	No. of Cattle.	No. of Sheep.	No. of Goats.	No. of Hogs.	No. Bales of Cotton.	No. Bushels of Corn.	No. Bushels of Wheat.	No. Bushels of Oats.	OTHER INFORMATION.
271	Babe James	mo-2	/	/															
272	Selina James	10	/	/															
273	Otha James	80	/	/															
274	Wingem Walker	35	/	/			Farmer	250	2	2	65			160	27	1200			
275	Dora Walker	32	/	/															
276	Wingem Walker Jr	6	/	/															
277	Orlona Walker	4	/	/															
278	Charley Walker	mo-5	/	/															
279	Jessie Tecumseh	22	/	/			Farmer	15	5					30		60			
280	Rachel Tecumseh	30	/	/															
281	Sittin Ahotubbee	12	/	/															
282	Dickson Sucky	30	/	/			Farmer	1	3					1		30			
283	Amigo Sucky	40	/	/															
284	Geo Wesley	30	/	/				1	1										
285	Nancy Wesley	30	/	/															
286	John Wesley	16	/	/															
287	Mary Wesley	16	/	/															
288	John Junigo	16	/	/															
289	Jacob B. Jackson	41	/	/			Farmer	15	2	1				30		189			
290	Lericy Jackson	23	/	/															
291	Florence Jackson	6	/	/															
292	Edmund Wesley	11	/	/															
293	Abel James	50	/	/															
294	Ellen James	30	/	/															
295	Houston Tecumseh	14	/	/															
296	Harris Tecumseh	11	/	/															
297	Wilburn James	1/2	/	/															
298	Joshua Christy	30	/	/			Farmer	28	4	15			30		200				
299	Emily Perry	55	/	/															
300	James Christy	28	/	/															
TOTALS		16	14	30				310	17	2	81			291	27	1679			



11 Census of *Scullyville* County,

Choctaw Nation, 1885

		DESCRIPTION OF PERSONS.						LAND.	LIVE STOCK.					AGRICULTURAL PRODUCTS.				MISCELLANEOUS.		
NAMES.	AGE.	Male.	Female.	Indian.	White.	Colored.	OCCUPATION.	Acres under Cultivation.	No. of Horses.	No. of Mules.	No. of Cattle.	No. of Sheep.	No. of Goats.	No. of Hogs.	No. Bales of Cotton.	No. Bushels of Corn.	No. Bushels of Wheat.	No. Bushels of Oats.	OTHER INFORMATION	
301	Robinson Jacob	19	1		1			8												
302	Elephus Jacob	19	1		1			50	5		22									
303	Pheda Perry	12			1															
304	Dave Jacob	4	1																	
305	Wilson Christy	2	1																	
306	Annie Morease	28			1			3	1											
307	Sampson Morease	3	1																	
308	Daniel James	34	1				Farmer	12	3		9			40		50				
309	Piey James	29			1															
310	Charles James	11	1																	
311	Hampton James	5	1																	
312	Willy Kincaid	22	1				Farmer	50						17						
313	Sophina Kin Kate	23			1															
314	Molly Smith	8			1															
315	Babe Smith	2			1															
316	Noel James	37	1				Farmer	15	15		22			40		250				
317	Melissy James	48			1															
318	Ellis James	16	1																	
319	Solomon James	14	1																	
320	Siny Wright	31			1				2					20						
321	Martin Hunter	12	1																	
322	Rhoda James	8			1															
323	Dora James	5			1															
324	Robt. Trehern	32	1				Farmer	5	1					20						
325	Cornelia Trehern	25			1															
326	Admona Trehern	8			1															
327	Margarett Trehern	6			1															
328	Lorin Trehern	4	1																	
329	Serena Trehern	1			1															
330	Tobias Grant	28	1					16												
TOTALS		16	14	30				159	27	53			137		300					




12 Census of Scullyville County,

Choctaw Nation, 1885

NAMES.	DESCRIPTION OF PERSONS.						OCCUPATION.	LAND.		LIVE STOCK.						AGRICULTURAL PRODUCTS.			MISCELLANEOUS.
	AGE.	Male.	Female.	Indian.	White.	Colored.		Acres under Cultivation.	No. of Horses.	No. of Mules.	No. of Cattle.	No. of Sheep.	No. of Goats.	No. of Hogs.	No. Bales of Cotton.	No. Bushels of Corn.	No. Bushels of Wheat.	No. Bushels of Oats.	OTHER INFORMATION
331	Julia Frank	14		/	/														
332	Kettie J. Mollen	28		/	/														
333	Harriette Mollen	9		/	/			3		1			10						
334	Wilson Bell	22	/		/														
335	Charles Secumseh	21	/		/		Farmer												
336	Elina Secumseh	20		/	/			20	3				10	2 1/2	100				
337	Ben James	20	/		/														
338	Elizabeth James	30		/	/														
339	Willis James	4	/		/														
340	Elice James	6		/	/														
341	Silas Frazier	42	/		/		Farmer												
342	Isaac Frazier	41		/	/			3	1				28						
343	Stewart Frazier	12	/		/														
344	Robt Kincaid	30	/		/		Farmer												
345	Lizzie Kincaid	23		/	/			40	1										
346	Ala homma	50		/	/			10	2										
347	Adam James	30	/		/		Farmer												
348	Peggie James	40		/	/			30	1	3			8		100				
349	Isaac James	10	/		/														
350	Frank James	8	/		/														
351	Emily James	6		/	/														
352	Eliza James	3		/	/														
353	Joseph Moore	33	/		x	/	Farmer												
354	Mattie Moore	21		/	/			30	3	12			35						Citizen by Marriage
355	Jackson Dwight	25	/		/														
356	Seely Dwight	15		/	/														
357	Ellen Dwight	8		/	/														
358	Solomon Terrell	30	/		/														
359	Elsie Terrell	35		/	/				1				5						
360	Louisa Terrell	1/2		/	/														
TOTALS		13	17	29	1			141	15	16			96	2 1/2	200				



NAMES	AGE	DESCRIPTION OF PERSONS					OCCUPATION	LAND	LIVE STOCK					AGRICULTURAL PRODUCTS			MISCELLANEOUS		
		Male	Female	Indian	White	Colored		Acres under Cultivation	No. of Horses	No. of Mules	No. of Cattle	No. of Sheep	No. of Goats	No. of Hogs	No. Bales of Cotton	No. Bushels of Corn	No. Bushels of Wheat	No. Bushels of Oats	OTHER INFORMATION
361	Louisanna Wade	6	/	/															
362	Willis Wade	4	/	/															
363	Josephine Wade	1	/	/															
364	Julia Franklin	13	/	/															
365	William Harkin	47	/	/			Farmer	20	2	2	2		3						
366	Sillin Harkin	33	/	/															
367	Rhoda Harkin	12	/	/				15	2										
368	Nancy King	40	/	/															
369	James Jones	28	/	/				1	1										
370	Louisa Jones	20	/	/															
371	Babe Jones	2	/	/															
372	Morris Hancock	37	/	/			Farmer	20	1				10						
373	Wiley Hancock	23	/	/															
374	Wm Brashears	60	/	/			Farmer	60	3	30		25	6	400					
375	Mary J. Brashears	45	/	/															
376	Lee Brashears	15	/	/															
377	B. F. Brashears	13	/	/															
378	Mary Brashears	9	/	/															
379	Lucinda Brashears	3	/	/															
380	Isaham Watkins	31	/	/			Farmer	225	2	1	35		50	15	1500		140		
381	Ophelia Watkins	25	/	/															
382	Henry Watkins	5	/	/															
383	Viola Watkins	5	/	/															
384	Ethel Watkins	1	/	/															
385	Beechy Puryear	35	/	/				30					1	450					
386	Sam Walker	32	/	/			Farmer	4	1										
387	L. S. Walker	30	/	/															
388	Silas Ward	30	/	/			Farmer	20	5	7		10							
389	Mary Ward	26	/	/															
390	David Ward	5	/	/															
TOTALS		13	17	28	2			395	17	3	74		98	22	2350		140		





14 Census of *Scullyville* County,

Choctaw Nation, 1885

NAMES.	DESCRIPTION OF PERSONS.						OCCUPATION.	LAND.		LIVE STOCK.						AGRICULTURAL PRODUCTS.			MISCELLANEOUS.
	AGE.	Male.	Female.	Indian.	White.	Colored.		Acres under Cultivation.	No. of Horses.	No. of Mules.	No. of Cattle.	No. of Sheep.	No. of Goats.	No. of Hogs.	No. Bales of Cotton.	No. Bushels of Corn.	No. Bushels of Wheat.	No. Bushels of Oats.	OTHER INFORMATION
391. Flora Ward	3		1																
392. Eddie Ward	2	7																	
393. Eliza Ward	57		1				25						15	100					
394. Jeff Ward	23	1																	
395. Susan Ward	16		1																
396. Crea Ward	13	1																	
397. James Darnel	46	1					80	4	6	65	1	80	1	60		150		National	
398. Sally Darnel	23		1																with woman
399. Adam Darnel	3	1																	
400. Robt. Darnel	3	1																	
401. Stephen Darnel	39	1																	
402. Mary Darnel	17		1																
403. Silas Darnel	17	1																	
404. Francis Darnel	15		1																
405. John Taylor	39	1					300	4	5	200		300	50	3000		500			
406. Allie V. Taylor	26		1																
407. Andrew J. Stacy	14	1																	
408. Ido Taylor	11		1																
409. William Leflore	30	1					40	8	3			50	7	206		300			
410. Jane Leflore	40		1																
411. Maggie Leflore	8		1																
412. Wm Leflore, Jr	6	1																	
413. Jane Leflore	4		1																
414. Harvey Ausburn	45	1		X	1		14	2	1	4		11	4					Illegal -	Citizen by Marriage.
415. Nancy Ausburn	40		1																
416. Laura Pierson	17		1																
417. Oscar M. Krebs	7	1																	
418. Mary Thompson	53		1				75	6	80			30	1	450					
419. Florence Thompson	18		1																
420. Frank A. Park	30	1		X	1		40	4	10					600					Citizen by Marriage.
TOTALS	15	15	27	3			577	28	6	253	65	1	486	63	1416		980		



15 Census of Scullyville County,

Choctaw Nation, 1883

NAMES.	AGE.	DESCRIPTION OF PERSONS.					OCCUPATION.	LAND.		LIVE STOCK.					AGRICULTURAL PRODUCTS.			MISCELLANEOUS.	
		Male.	Female.	Indian.	White.	Colored.		Acres under Cultivation.	No. of Horses.	No. of Mules.	No. of Cattle.	No. of Sheep.	No. of Goats.	No. of Hogs.	No. Bales of Cotton.	No. Bushels of Corn.	No. Bushels of Wheat.	No. Bushels of Oats.	OTHER INFORMATION
421 Nancy Park	26	1	1																
422 Amy B. Lincer	4	1																	
423 Ed. Bowman	20	1																	
424 Tom Ainsworth	38	1																	
425 Martha Ainsworth	26	1						100		2	12			10					
426 David McCurtain	12	1																	
427 Jesse M. Ainsworth	8	1																	
428 Thomas Ainsworth	2	1																	
429 Ella Ainsworth	1/2	1																	
430 Gariette Ainsworth	36	1				Farmer													
431 Margaret Ainsworth	25	1					65	1	3	30			30	12	800				Artisan by marriage
432 Cornelia Ainsworth	5	1																	
433 Ida Ainsworth	4	1																	
434 Catherine Ainsworth	3	1																	
435 Thomas Ainsworth	2	1																	
436 G. J. Ainsworth	67	1				Farmer													
437 James Ainsworth	21	1					140			20			25	50	200				Artisan by marriage
438 Peter Ainsworth	27	1																	
439 Margaret Ainsworth	27	1																	
440 Leifford Ainsworth	2	1																	
441 John Quinn	35	1				Stock raiser													
442 Annie E Quinn	32	1					110	4		200			50	20	1200				
443 Henry J. Kayser	27	1				Merchant													
444 Wm. H. Kayser	24	1					80	7		300			100	18					
445 Mary A Bower	50	1					75												
446 Mary Bower	8	1					123	1	2	100			20	10	500				
447 Lily Bower	11	1																	
448 James Bower	16	1																	
449 Walter Bower	22	1																	
450 Francis E. Moore	40	1					40	4		25			20	16	300				
							70	5		50			25	3	600				
TOTALS		16	14	27	3		803	22	7	727			280	129	3600				



		DESCRIPTION OF PERSONS.						LAND.											MISCELLANEOUS			
NAMES.	AGE.	Male.	Female.	Indian.	White.	Colored.	OCCUPATION.	Acres under Cultivation.	LIVE STOCK.						AGRICULTURAL PRODUCTS.				OTHER INFORMATION			
									No. of Horses.	No. of Mules.	No. of Cattle.	No. of Sheep.	No. of Goats.	No. of Hogs.	No. Bales of Cotton.	No. Bushels of Corn.	No. Bushels of Wheat.	No. Bushels of Oats.				
457	<i>Gertrude Moore</i>	14	1	1																		
452	<i>Edgar Moore</i>	13	1	1																		
453	<i>Simon Moore</i>	12	1	1																		
454	<i>Oleiver Moore</i>	8	1	1																		
455	<i>Humbert Moore</i>	7	1	1																		
456	<i>Napoleon Moore</i>	5	1	1																		
457	<i>Ellena Moore</i>	3	1	1																		
458	<i>Robt Ward</i>	35	1	1			Farmer	100	3	4	75		5	50		2500						
459	<i>Ida L. Ward</i>	28	1	1																		
460	<i>Sarah Ward</i>	8	1	1																		
461	<i>Susan Ward</i>	7	1	1																		
462	<i>Cora Ward</i>	5	1	1																		
463	<i>Robt Ward Jr</i>	3	1	1																		
464	<i>Ida Ward</i>	mo	1	1																		
465	<i>James T. Boyekin</i>	23	1	1																		
466	<i>Amanda V. Boyekin</i>	20	1	1																		citizen by marriage
467	<i>Squire Allen</i>	40	1	1			Farmer	200	22	9			20	5	200							citizen by marriage
468	<i>Louisa Allen</i>	18	1	1																		
469	<i>Wm B. Allen</i>	4	1	1																		
470	<i>John Allen</i>	2	1	1																		
471	<i>Willis Tolson</i>	58	1	1				75	3	4			5	3	400							
472	<i>Frank Tolson</i>	19	1	1																		
473	<i>Elias Tolson</i>	15	1	1																		
474	<i>Lucy McKinney</i>	17	1	1																		
475	<i>Josephine Goforth</i>	9	1	1																		
476	<i>Ben McCurtain</i>	9	1	1																		
477	<i>W. S. Marony</i>	46	1	1			Farmer	105	2	32			8	23	1200							citizen by marriage
478	<i>H. C. Marony</i>	42	1	1																		
479	<i>Loui Seflore</i>	16	1	1																		
480	<i>Florence Marony</i>	6	1	1																		
TOTALS		16	14	27	3			480	30	120	5	83	31	9	300							



17 Census of *Scallyville* County,

Choctaw Nation, 1885

NAMES.	DESCRIPTION OF PERSONS.						OCCUPATION.	LAND.		LIVE STOCK.						AGRICULTURAL PRODUCTS.			MISCELLANEOUS.
	AGE.	Male.	Female.	Indian.	White.	Colored.		Acres under Cultivation.	No. of Horses.	No. of Mules.	No. of Cattle.	No. of Sheep.	No. of Goats.	No. of Hogs.	No. Bales of Cotton.	No. Bushels of Corn.	No. Bushels of Wheat.	No. Bushels of Oats.	OTHER INFORMATION
481 <i>Green Leflore</i>	14	1		1															
482 <i>J. B. Marony</i>	1	1		1															
483 <i>Edward Sinner</i>	35	1		1			<i>Farmer</i>	75	9	45			60	11	400				
484 <i>Rebecca Sinner</i>	35		1	1															
485 <i>Joanna McCurtain</i>	13		1	1															
486 <i>David McCurtain</i>	11	1		1															
487 <i>Edward Sinner Jr.</i>	5	1		1															
488 <i>Susan Sinner</i>	4		1	1															
489 <i>James Bowman</i>	52	1			1		<i>Farmer</i>	62	2	4			21	1/2	75				
490 <i>Caroline Bowman</i>	46		1	1															
491 <i>Willy Merryman</i>	10	1		1															
492 <i>Leona Merryman</i>	10		1	1															
493 <i>Carrie Merryman</i>	8		1	1															
494 <i>Rhoda Thomas</i>	20		1	1															
495 <i>Robert Jacob</i>	4	1		1															
496 <i>Willis Jacob</i>	2	1		1															
497 <i>Adam Christy</i>	13	1		1															
498 <i>James Steben</i>	37	1		1			<i>Farmer</i>	35	1					1/2	200				
499 <i>A. Juda Steben</i>	40		1	1															
500 <i>Tennessee Steben</i>	17		1	1				45	12	10		20		250					
501 <i>Henry Hayaka</i>	55	1		1															
502 <i>Jane Hayaka</i>	40		1	1															
503 <i>Frank Hayaka</i>	10	1		1															
504 <i>Buddy Hayaka</i>	13	1		1															
505 <i>Becca Hayaka</i>	30		1	1															
506 <i>Morris Battiest</i>	27	1		1															
507 <i>Ella Battiest</i>	6		1	1				1				6							
508 <i>Leonardus Battiest</i>	2	1		1															
509 <i>Leonardus Merryman</i>	18	1		1															
510 <i>Perlona Battiest</i>	3		1	1															
TOTALS	17	13	29	1				217	25	59			107	14	925				



18 Census of *Scullyville* County,

Choctaw Nation, 1885

NAMES.	DESCRIPTION OF PERSONS.						OCCUPATION.	LAND. Acres under Cultivation.	LIVE STOCK.					AGRICULTURAL PRODUCTS.			MISCELLANEOUS	
	AGE.	Male.	Female.	Indian.	White.	Colored.			No. of Horses.	No. of Mules.	No. of Cattle.	No. of Sheep.	No. of Goats.	No. of Hogs.	No. Bales of Cotton.	No. Bushels of Corn.	No. Bushels of Wheat.	No. Bushels of Oats.
511 John Tom	55	1		1			Farmer	7	15	6		15						
512 Liddy Tom	22		1															
513 Erno James	15	1		1														
514 Sing Tom	37		1	1				6	2			5						
515 Mack Daniel	6	1		1														
516 Agnis Daniel	3		1	1														
517 Willy Cobb	22	1		1			Farmer	4	5			25		80				
518 Bicy Cobb	40		1	1														
519 Lorin Cobb	5	1		1														
520 James Wall	16	1		1														
521 Elsie Mollen	18		1	1														
522 Watson Boudinot	28	1		1														
523 Louisa Boudinot	38		1	1														
524 Johnson M. Harlen	14	1		1														
525 Martin Holloway	30	1		1					2									
526 Rhoda Holloway	32		1	1														
527 Isaac Holloway	5	1		1														
528 Margaret Holloway	4		1	1														
529 Phelin William	30	1		1					1									
530 Mary William	1 1/2		1	1														
531 Emeline Farby	32		1	1					1									
532 Sarah Farby	6		1	1														
533 Williamson Farby	2	1		1														
534 Wallis Simpson	30	1		1														
535 Barian Simpson	29		1	1														
536 Walton Simpson	2	1		1														
537 Betty Pope	44		1	1				20		1		30						
538 Rhoda Pope	15		1	1														
539 Simon Boudinot	23		1	1						6								
540 Robert Payne	9	1		1						9								
TOTALS		15	15	30				37	26	16	6	65		80				



19 Census of *Scullyville* County,

Choctaw Nation, 1885

DESCRIPTION OF PERSONS.							LAND.	LIVE STOCK.					AGRICULTURAL PRODUCTS.				MISCELLANEOUS.			
NAMES.	AGE.	Male.	Female.	Indian.	White.	Colored.	OCCUPATION.	Acres under Cultivation.	No. of Horses.	No. of Mules.	No. of Cattle.	No. of Sheep.	No. of Goats.	No. of Hogs.	No. Bales of Cotton.	No. Bushels of Corn.	No. Bushels of Wheat.	No. Bushels of Oats.	OTHER INFORMATION	
541	Pallatiah McGehee	34	1		1		Farmer	65	9		19			30						
542	Ruth McGehee	35			1															
543	Thompson D. Sexton	14	1		1			26 1/2												Choctaw
544	Benjamin Sexton	10	1		1															
545	W. F. McGehee	11	1		1															
546	Lucy McGehee	7			1															
547	Wade Standford	20	1		1				1		2			10						
548	Eliza Standford	16			1															
549	John Willis	26	1			1	Farmer	35	4		30	25		20	2	300				Citizen by marriage.
550	Mitildy Willis	32			1															
551	Simon Bohanan	35	1		1		Farmer	80	2		8			20		100				
552	Billy Bohanan	40			1															
553	Devolt Serrell	30	1		1		Farmer	25	3					10		80				
554	Jefferson McRoid	25	1		1		"	50	2		2			20		100				
555	Melinda McRoid	25			1															
556	Emma McRoid	6			1															
557	Adam McRoid	4	1		1															
558	Willis Bohanan	14	1		1															
559	James Bohanan	8	1		1															
560	Jack Bohanan	2	1		1															
561	Sam Bohanan	1	1		1															
562	Mitildy Bohanan	10			1															
563	Mary Bohanan	5			1															
564	Lu Bohanan	3			1															
565	Molly Bohanan	12	1		1															
566	Nancy Bohanan	8	1		1															
567	Robert Luce	15	1		1															
568	Ester Jenkins	15			1															
569	Joe D. Garland	32	1		1		Farmer	40	8		6			80	4 1/2	125	5	50		
570	Elsie Garland	32			1															
TOTALS			16	14	29	1		321 1/2	29		67	25		190	6 1/2	705	5	50		



20 Census of *Scullyville* County,

Choctaw Nation, 1885

NAMES.		DESCRIPTION OF PERSONS.						LAND.		LIVE STOCK.						AGRICULTURAL PRODUCTS.			MISCELLANEOUS.	
		AGE.	Male.	Female.	Indian.	White.	Colored.	OCCUPATION.	Acres under Cultivation.	No. of Horses.	No. of Mules.	No. of Cattle.	No. of Sheep.	No. of Goats.	No. of Hogs.	No. Bales of Cotton.	No. Bushels of Corn.	No. Bushels of Wheat.	No. Bushels of Oats.	OTHER INFORMATION
571	Emeline Perry	6		1	1															
572	Melinda Perry	15		1	1															
573	Eliza Pike	40		1	1															
574	James Pike	8	1																	
575	Liddy Pike	2		1	1															
576	Elizabeth Berry	30		1	1															
577	Josephine Berry	2		1	1															
578	Grant Battles	33	1			1		Farmer	15	5		12			20	4	200			citizen by marriage.
579	Susan Battles	24		1	1															
580	Welly Battle	8	1		1															
581	Frances Battle	6		1	1															
582	John Battle	3	1		1															
583	Olly Battle	7 <sup>mo</sup>	1		1															
584	Gilbert Thompson	36	1		1			Farmer	45	3	2	10			120	5	300			
585	Isabel Thompson	31		1	1															
586	Ellis Thompson	15	1		1															
587	Josephine Thompson	13		1	1															
588	Harris Thompson	4	1		1															
589	Houston Derrell	8	1		1															
590	Isham Johnico	32	1		1				20	2										
591	Lurena Johnico	20		1	1															
592	Hampton Johnico	1	1		1															
593	Lizzie Johnico	14		1	1															
594	Julia Gilman	21		1	1															
595	David James	29	1		1					5		15			25					
596	Mary James	23		1	1															
597	Esther James	2		1	1															
598	Walton James	5 <sup>mo</sup>	1		1															
599	Jesse Riddle	42	1		1			Farmer	250	2		7			10					
600	Fannie Riddle	35		1	1															
TOTALS			14	16	29	1			360	15	2	44			181	9	570			



21 Census of *Scullyville* County,

Choctaw Nation, 1885

		DESCRIPTION OF PERSONS.						LAND.							LIVE STOCK.				AGRICULTURAL PRODUCTS.				MISCELLANEOUS.
NAMES.	AGE.	Male.	Female.	Indian.	White.	Colored.	OCCUPATION.	Acres under Cultivation.	No. of Horses.	No. of Mules.	No. of Cattle.	No. of Sheep.	No. of Goats.	No. of Hogs.	No. Bales of Cotton.	No. Bushels of Corn.	No. Bushels of Wheat.	No. Bushels of Oats.	OTHER INFORMATION				
601	Thomas Wall	36	1				Farmer		2		16												
602	Betty Wall	37			1																		
603	Tripheny Wall	14			1																		
604	Boo Wall	13	1																				
605	Riaza Wall	11	1																				
606	Ada Wall	10			1																		
607	Sda Wall	7			1																		
608	Katy Wall	6			1																		
609	Jesse Wall	5	1																				
610	Thomas Wall Jr	4	1																				
611	Evy Wall	3			1																		
612	Ella Wall	1			1																		
613	Benj. Wall Jr.	44	1																				
614	Abby Wall	40			1																		
615	Benjamin Wall Jr.	17	1																				
616	Nelly Wall	10	1																				
617	A Sidney Sage	20	1																				
618	Carrie Sage	19			1																		
619	Francis Sage	39			1																		
620	Katy Wall	65			1																		
621	Gandy Stephens	25	1																				
622	Francis Monts	55	1			1	Farmer	200	3		15			30					Citizen by Marriage.				
623	Lucinda Monts	38			1																		
624	Andrew Olla	40	1			1	Farmer	125	2	3	30			40					Doubleful - Citizen by marriage.				
625	Salia Olla	24			1																		
626	Charley Stephen	6	1																				
627	Ed - M <sup>c</sup> Daniel	25	1				Farmer	150	5	1	22	1		10	5	300		100					
628	Mary M <sup>c</sup> Daniel	26			1																		
629	Thomas M <sup>c</sup> Daniel	9	1																				
630	Martin M <sup>c</sup> Daniel	2	1																				
TOTALS		16	14	27	3			475	13	4	83	1		80		300		100					



22 Census of *Scuttyville* County,

Choctaw Nation, 1885

NAMES.	DESCRIPTION OF PERSONS.						OCCUPATION.	LAND.		LIVE STOCK.						AGRICULTURAL PRODUCTS.				MISCELLANEOUS.
	AGE.	Male.	Female.	Indian.	White.	Colored.		Acres under Cultivation.	No. of Horses.	No. of Mules.	No. of Cattle.	No. of Sheep.	No. of Goats.	No. of Hogs.	No. Bales of Cotton.	No. Bushels of Corn.	No. Bushels of Wheat.	No. Bushels of Oats.	OTHER INFORMATION	
631 <i>Martin L. McDaniel</i>	$\frac{1}{2}$	1		1																
632 <i>Sienna Hickman</i>	23		1	1			125	2		10			25	72	600		50			
633 <i>Edwin Hickman</i>	5	1		1																
634 <i>Lochy R. Hickman</i>	3		1	1																
635 <i>Frank - Hickman</i>	2	1		1																
636 <i>Martha A. Holom</i>	34		1		1		80	2		9			12					<i>Citizen by Marriage</i>		
637 <i>Margaret Holom</i>	16		1	1																
638 <i>David Holom</i>	11	1		1																
639 <i>Isora Holom</i>	4		1	1																
640 <i>James Seard</i>	35	1			1		300	8		25								<i>Citizen by Marriage</i>		
641 <i>Bera Seard</i>	30		1	1																
642 <i>Norman Seard</i>	11	1		1																
643 <i>Thomas Seard</i>	8	1		1																
644 <i>Robt Seard</i>	7	1		1																
645 <i>Andrew Seard</i>	3	1		1																
646 <i>Jane Page</i>	53		1	1			125	3		16										
647 <i>Robt Page</i>	26	1		1																
648 <i>Willy Page</i>	32	1		1																
649 <i>Joshua Page</i>	20	1		1																
650 <i>John Simmon</i>	17	1		1																
651 <i>Monty Simmon</i>	12	1		1																
652 <i>Mary Conway</i>	7		1	1																
653 <i>Wesley Conway</i>	4	1		1																
654 <i>Maud Conway</i>	2		1	1																
655 <i>Jane Page</i>	23		1	1																
656 <i>Ada Page</i>	1		1	1																
657 <i>Mary V. Page</i>	7		1	1																
658 <i>Solomon Wilson</i>	23	1		1																
659 <i>Sam Billy</i>	24	1		1			30	6		6			50	3	50					
660 <i>Jane Billy</i>	50		1	1																
TOTALS		17	13	28	2		660	21	66				87	15	650		50			



23 Census of *Scullyville* County,

Choctaw Nation, 1885

NAMES.	AGE.	DESCRIPTION OF PERSONS.					OCCUPATION.	LAND.	LIVE STOCK.					AGRICULTURAL PRODUCTS.				MISCELLANEOUS.	
		Male.	Female.	Indian.	White.	Colored.		Acres under Cultivation.	No. of Horses.	No. of Mules.	No. of Cattle.	No. of Sheep.	No. of Goats.	No. of Hogs.	No. Bales of Cotton.	No. Bushels of Corn.	No. Bushels of Wheat.	No. Bushels of Oats.	OTHER INFORMATION
661 Lucy Betty	4	✓	1	1															
662 Allie Betty	4		1	1															
663 Joe Jackson	18	1		1															
664 Hoopoke	30		1	1															
665 Mookole	30		1	1				9	4				30						
666 Wesley Ann	6	1		1					2				6						
667 Melinda Ann	7		1	1															
668 Walter Beard	30	1			1		Farmer	30	2	34		30	3	300		30			Citizen by marriage.
669 Sillin Beard	30		1	1															
670 Martha James	30		1		1														
671 Ben James	10	1		1				100		6									
672 Campbell James	8	1		1															
673 Lola James	6		1	1															
674 Maraud James	3		1	1															
675 John H. Merryman	30	1		1			Farmer	50	2			10		40					
676 Joanna Merryman	25		1	1															
677 Francis Merryman	4		1	1															
678 Edger Merryman	3		1	1															
679 Babe Merryman	1	1		1															
680 Watson McElure	28	1		1			Farmer	100					30	500					
681 Francis McElure	30		1	1															
682 Garrette McElure	2	1		1															
683 Babe McElure	2		1	1															
684 Babe McElure	2		1	1															
685 James Haggette	46	1	✓	1			Farmer	300	20	6	60	80	200	600	1600		50		Citizen by marriage all white no Choctaw Blood
686 Margaret Haggette	48		1	1															
687 Joseph Haggette	13	1		1															
688 Wiley Haggette	11	1		1															
689 Gott Holoway	17	1		1															
690 Sarah Emmine	38		1	1															
TOTALS		13	17	27	3			669	31	6	100	80	266	633	2440		110		



24 Census of *Scullyville* County,

Choctaw Nation, 1885

NAMES	AGE	DESCRIPTION OF PERSONS					OCCUPATION	LAND Acres under Cultivation.	LIVE STOCK					AGRICULTURAL PRODUCTS			MISCELLANEOUS		
		Male	Female	Indian	White	Colored			No. of Horses	No. of Mules	No. of Cattle	No. of Sheep	No. of Goats	No. of Hogs	No. Bales of Cotton	No. Bushels of Corn	No. Bushels of Wheat	No. Bushels of Oats	OTHER INFORMATION
691	<i>Barian Simpson</i>	40		1	1														
692	<i>Andshy Bond</i>	39	1		1		100	6	3				8						
693	<i>Miscely Bond</i>	39		1	1		5	2				29							
694	<i>Susan Bond</i>	6		1	1														
695	<i>Wesley Ann</i>	5	1		1														
696	<i>Phebe Tom</i>	40		1	1														
697	<i>Chenezer Tom</i>	20	1		1		20					8		49					
698	<i>Sereua Tom</i>	13		1	1														
699	<i>Tommy Tom</i>	10	1		1														
700	<i>Wicy Tom</i>	6		1	1														
701	<i>Doniga Tom</i>	3	1		1														
702	<i>Aaron Tom</i>	24	1		1														
703	<i>Isabel Tom</i>	18		1	1														
704	<i>Lian Tom</i>	15	1		1														
705	<i>Stickete Wade</i>	25	1		1														
706	<i>Allon Wade</i>	3	1		1														
707	<i>Martha Felleya</i>	60		1	1														
708	<i>Eliza William</i>	25		1	1														
709	<i>Sophia Alexander</i>	18		1	1														
710	<i>Stephen Thomas</i>	18	1		1														
711	<i>A. G. Krebs</i>	40	1		1														
712	<i>Jane Krebs</i>	32		1	1		160	3	15			25	6	500					
713	<i>Robt. Krebs</i>	17	1		1														
714	<i>Jesse Hardway</i>	30	1		1														
715	<i>Betsy Hardway</i>	40		1	1														
716	<i>Josiah Willis</i>	37	1		1														
717	<i>Sally Willis</i>	37		1	1														
718	<i>Cornelius Willis</i>	14	1		1														
719	<i>Publius D. Willis</i>	11	1		1														
720	<i>Geo - Willis</i>	9	1		1														
TOTALS		17	13	30															
							390	44	34			187	15	689					



25 Census of *Scullyville* County,

Choctaw Nation, 1885

NAMES.	DESCRIPTION OF PERSONS.						OCCUPATION.	LAND.	LIVE STOCK.					AGRICULTURAL PRODUCTS.			MISCELLANEOUS.		
	AGE.	Male.	Female.	Indian.	White.	Colored.		Acres under Cultivation.	No. of Horses.	No. of Mules.	No. of Cattle.	No. of Sheep.	No. of Goats.	No. of Hogs.	No. Bales of Cotton.	No. Bushels of Corn.	No. Bushels of Wheat.	No. Bushels of Oats.	OTHER INFORMATION
721	Moses Willis	5	1		1														
722	Selina Willis	15		1															
723	Pashontim ma	69		1															
724	Elias Tarby	30	1					45	15	400			100	3	100				
725	Emma Tarby	25		1				6	1				70		50				
726	Lurena Tarby	1		1															
727	Hinny Tarby	60		1															
728	Aghis Tarby	5		1				17							30				
729	Isaham Shotabe	27	1																
730	Joseph Jones	28	1					1					6						
731	Betsy Jones	40		1				8	2				15						
732	Isibel Jones	8		1															
733	Charley Jones	6	1																
734	Joel Jones	65	1																
735	Liddie Jones	3		1															
736	Davis Bell	30	1																
737	Buddy Bell	3	1					12	1	1			50	2	100				
738	Dora Bell	1		1															
739	Louis Honabbe	30	1					4	1				15		40				
740	Nancy Honabbe	26		1															
741	Francis Honabbe	3		1															
742	Babe Honabbe	1		1															
743	Aliston William	4	1																
744	Babe William	1		1															
745	Wmney Umphis	65		1					3	25			25						
746	John Umphis	70	1		1					60									
747	Abraham Gregor	65	1		1														
748	Mary Gregor	35		1				70	5	5	60		75	15	100				Alien by marriage
749	Annie Gregor	13		1															" "
750	Shepard Gregor	10	1																
TOTALS		13	17	28	2			163	28	5	546		276	17	1120				



26 Census of Scullyville County,

Choctaw Nation, 1885.

NAMES	AGE	DESCRIPTION OF PERSONS					OCCUPATION
		Male	Female	Indian	White	Colored	
751 Emory Gregor	8		1	1			
752 Herbert Gregor	5	1		1			
753 Babe Gregor	1	1		1			
754 Joseph Kincaid	24	1		1			
755 Selina Kincaid	27		1	1			
756 Adam Wilkin	4	1		1			
757 Campbell Le Flore	35	1		1		Farmer & Lawyer	
758 Ida L. Le Flore	35		1	1			
759 Felix L. Le Flore	21	1		1			
760 Mary J. Le Flore	17		1	1			
761 Campbell Le Flore	15	1		1			
762 Frank P. Le Flore	13	1		1			
763 Louie Le Flore	12	1		1			
764 Chester H. Le Flore	10	1		1			

LAND Acres under Cultivation	LIVE STOCK					AGRICULTURAL PRODUCTS				MISCELLANEOUS OTHER INFORMATION
	No. of Horses	No. of Mules	No. of Cattle	No. of Sheep	No. of Goats	No. of Hogs	No. Bales of Cotton	No. Bushels of Corn	No. Bushels of Wheat	
85	4		1			30				
800	5	2	20							
885	9	2	21			30				

Filed in my office this 21<sup>st</sup> Sept 1885  
 Thompson McKinney  
 National Secretary  
 Choctaw Nation

I hereby certify that above and foregoing transcripts  
 is a true and correct copy from the original record  
 book, now on file in my office.  
 This 15<sup>th</sup> day of July  
 A.D. 1886,  
 Thompson McKinney  
 National Secretary  
 Choctaw Nation

TOTALS

10 4 14



Choctaw Nation, 1885

*Copy*

LAND.	LIVE STOCK.			AGRICULTURAL PRODUCTS.				MISCELLANEOUS.			
Acres under Cultivation.	No. of Horses.	No. of Mules.	No. of Cattle.	No. of Sheep.	No. of Goats.	No. of Hogs.	No. Bales of Cotton.	No. Bushels of Corn.	No. Bushels of Wheat.	No. Bushels of Oats.	OTHER INFORMATION.

25795

INDIAN OFFICE  
 No. 3  
 1886

*The Census of Sugar Loaf County  
 of the 1st Judicial District - Choctaw Nation,  
 in 1885.*



Census of *Sugarloaf* County,

Choctaw Nation, 1883.

		DESCRIPTION OF PERSONS.						LAND.										MISCELLANEOUS		
NAMES.	AGE.	Male.	Female.	Indian.	White.	Colored.	OCCUPATION.	Acres under Cultivation.	No. of Horses.	No. of Mules.	No. of Cattle.	No. of Sheep.	No. of Goats.	No. of Hogs.	No. Bales of Cotton.	No. Bushels of Corn.	No. Bushels of Wheat.	No. Bushels of Oats.	OTHER INFORMATION	
1	Sampson Holson	40	1				Farmer	119	4	2	150			300	10	1113		840		
2	Sally Holson	32																		
3	Mabel A Holson	6																		
4	Minnie L. Holson	4																		
5	Ida M. Holson	18																		
6	Mary A Holson	15						15	7		100			50		100				
7	Dora Holson	13																		
8	Noel J. Holson	35	1				Farmer	50	20	4	50	2		30		200		50		
9	Lizzie Holson	35																		
10	Ada Holson	1																		
11	Sweeney F. Holson	32	1				Farmer	31	9		20	5		40	1/2	100				
12	Soky Holson	28																		
13	Permelinda Holson	4																		
14	Josephine Holson	3																		
15	Emeline Holson	1																		
16	Lon Morgan	15																		
17	Benjamin Hampton	10	1																	
18	Sally Bell	50																		
19	Isman Billy	35	1																	
20	Umpson Moore	17	1																	
21	Selina Moore	15																		
22	Jane Moore	7																		
23	Ely Burn	10	1																	
24	Hessie Burn	16																		
25	Thompson D. Sexton	50	1				Farmer	408	4	2	2			15	10	800		40		
26	Lily Sexton	25				1														
27	Nelly Sexton	4																		
28	Charles Sexton	2	1																	
29	Babe Sexton	1																		
30	Geo Sexton	25	1																	
TOTALS			11	19	29	1		623	44	8	322	7		435	20 1/2	2313		930		



2 Census of Sugar Loaf County,

Choctaw Nation, 1885.

NAMES.	DESCRIPTION OF PERSONS.						OCCUPATION.	LAND.	LIVE STOCK.					AGRICULTURAL PRODUCTS.				MISCELLANEOUS.
	AGE.	Male.	Female.	Indian.	White.	Colored.		Acres under Cultivation.	No. of Horses.	No. of Mules.	No. of Cattle.	No. of Sheep.	No. of Goats.	No. of Hogs.	No. Bales of Cotton.	No. Bushels of Corn.	No. Bushels of Wheat.	No. Bushels of Oats.
31 Jerry White	54	1		1			Farmer	60	4	40			30	1	200		10	
32 Susan White	24		1	1														
33 Livingston White	17	1		1														
34 Louis White	10	1		1														
35 Artemesia White	6		1	1														
36 Benjamin White	3	1		1														
37 Asbarn White	19	1		1														
38 Isobel Alexander	12		1	1														
39 Eastman Alexander	8	1		1														
40 Henry Alexander	13	1		1														
41 Nelly Tolbert	45		1	1				20	4	4			20		25			
42 Washington Tolbert	16	1		1														
43 Rhoda Tolbert	15		1	1														
44 Olly Tolbert	6	1		1														
45 Charly Dishes	25	1		1														
46 Tennessee Dishes	20		1	1														
47 Rabon Dishes	1	1		1														
48 Seely Pulcher	7		1	1									20					
49 Jack McCann	25	1		1					4				30					
50 Melissa McCann	25		1	1														
51 Jane Shotabbe	6		1	1														
52 Mishe mantabbe	60	1		1			Farmer	10	1	8			20		80			
53 Siny Mihimantabe	40		1	1														
54 Francis Ward	25		1	1					3				10					
55 Simpson Ward	8	1		1														
56 Lucy Ward	2		1	1														
57 Ben Louis	33	1		1			Farmer	19	6	25	30		15		40			
58 Jivey Louis	28		1	1														
59 Melton Perry	22	1		1														
60 Edmund Morgan	30	1		1			Farmer	1	1				1					
TOTALS		17	13	30				110	23	11	30		146	1 1/2	395		10	



NAMES.	DESCRIPTION OF PERSONS.						OCCUPATION.	LAND.		LIVE STOCK.						AGRICULTURAL PRODUCTS.				MISCELLANEOUS.
	AGE.	Male.	Female.	Indian.	White.	Colored.		Acres under Cultivation.	No. of Horses.	No. of Mules.	No. of Cattle.	No. of Sheep.	No. of Goats.	No. of Hogs.	No. Bales of Cotton.	No. Bushels of Corn.	No. Bushels of Wheat.	No. Bushels of Oats.	OTHER INFORMATION.	
61 Jincy Morgan	30		1	1									4		15					
62 Ellis Mackey	50	1		1			9	4	4											
63 Willburn Melton	3	1		1																
64 Sing Frank	14		1	1																
65 Sampson Robin	5	1		1			1													
66 David Washington	40	1		1			9	3				10		10						
67 Jincy Robin	5		1	1																
68 Patsy Washington	20		1	1																
69 Daniel Washington	14	1		1																
70 Forbis Mackey	15	1		1																
71 Richard Henderson	40	1		1			6	3				5		30						
72 James Henderson	13	1		1																
73 David Henderson	10	1		1																
74 Lena Henderson	5		1	1																
75 Robert Moore	30	1		1			10	5				10		50						
76 Willy Moore	20		1	1																
77 Archibald Harris	10	1		1																
78 Sillin McCann	30		1	1																
79 Phillip McCann	8	1		1																
80 John Jones	2	1		1																
81 Josie Sam	45	1		1			9	2												
82 Joe Sam	25	1		1																
83 Standford Sam	14	1		1																
84 Mike Sam	12	1		1																
85 Morris Sam	10	1		1																
86 Willy Louis	22	1		1			2	1	5			10		48						
87 Ann Louis	19		1	1																
88 Charley Griffith	59	1		1			18	4				5								
89 Larcin Griffith	35		1	1																
90 Soky Thompson	10		1	1																
TOTALS		20	10	30			64	22	9			44		153						



4 Census of Sugar Loaf County,

Choctaw Nation, 1885.

NAMES.	AGE.	DESCRIPTION OF PERSONS.					OCCUPATION.	LAND.	LIVE-STOCK.					AGRICULTURAL PRODUCTS.			MISCELLANEOUS.		
		Male.	Female.	Indian.	White.	Colored.		Acres under Cultivation.	No. of Horses.	No. of Mules.	No. of Cattle.	No. of Sheep.	No. of Goats.	No. of Hogs.	No. Bales of Cotton.	No. Bushels of Corn.	No. Bushels of Wheat.	No. Bushels of Oats.	OTHER INFORMATION.
91 Milly Melton	1		1	1															
92 Allen Griffith	2	1																	
93 Robinson Perry	39	1																	
94 Watson Harris	25	1						2											
95 Louisa Harris	15		1					4	13			16							
96 Francis Griffith	15		1																
97 Jane H. Griffith	12		1																
98 Wm. A. Welch	50	1			1														Merchant
99 Alice Welch	35		1				150	11	2	57		150	20	600					Widow by marriage.
100 Robt Welch	19	1																	
101 Charles Welch	15	1																	
102 Mattie Welch	12		1																
103 Bessie Welch	9		1																
104 Joseph Welch	5	1																	
105 Mary Welch	1		1																
106 Amy Harris	35		1																
107 Solomon Taylor	25	1					12	15	13			15		20					
108 Gilbert Harris	18	1						1											
109 Mulsie Harris	14		1																
110 Squire Bond	65	1																	
111 Johnson Bond	55	1						1											Farmer
112 Sabel Bond	45		1				20	5				16		84					
113 Lizzie Bond	30		1																
114 Melissa Bond	20		1																
115 Willy Norman	19	1																	
116 Allison Bond	17	1																	
117 Gibson Battiest	51	1																	Farmer
118 Sing Battiest	34		1				2					15							
119 Loris Battiest	16	1																	
120 Francis Battiest	9		1																
TOTALS	76	14	29	1			184	39	2	78		212	20	704					



5 Census of Sugar Loaf County,

Choctaw Nation, 1885.

NAMES.	AGE.	DESCRIPTION OF PERSONS.					OCCUPATION.	LAND.		LIVE STOCK.					AGRICULTURAL PRODUCTS.				MISCELLANEOUS.
		Male.	Female.	Indian.	White.	Colored.		Acres under Cultivation.	No. of Horses.	No. of Mules.	No. of Cattle.	No. of Sheep.	No. of Goats.	No. of Hogs.	No. Bales of Cotton.	No. Bushels of Corn.	No. Bushels of Wheat.	No. Bushels of Oats.	OTHER INFORMATION
121 Nathan McCasian	23	1		1			Farmer	6	4				2		10				
122 Emily McCasian	25		1	1															
123 Ben Joel	19	1		1			Farmer	35					5		10				
124 Amanda Joel	50		1	1					2	1	11		15						
125 Simon Peter	60	1		1			Farmer	20	4				20		200				
126 Louis Peter	30	1		1															
127 Barnabus Peter	55	1		1															
128 Louisa Peter	40		1	1															
129 Marian Peter	18		1	1															
130 James Simmon	49	1		1			Farmer	27	2	4	12		15		10				
131 Martha Simmon	35		1	1															
132 Wm W. Simmon	2	1		1															
133 William Quincy	8	1		1															
134 Meriah Quincy	7		1	1															
135 Sing Quincy	30		1	1															
136 Fannie Quincy	3		1	1															
137 James Quincy	12	1		1															
138 James Nakiche	10	1		1															
139 Betsey Joel	16		1	1															
140 Lillian Tom	18		1	1															
141 Robinson Billy	39	1		1			Farmer	1	2	10			10		5				
142 Elizabeth Billy	26		1	1															
143 Annie Billy	6		1	1															
144 Babe Billy	8	1		1															
145 Poke McLeraney	36	1		1			Farmer	84	8	10			150		300				
146 Louisa McLeraney	30		1	1															
147 Stone McLeraney	9	1		1															
148 Robert McLeraney	8	1		1															
149 Reily McLeraney	7	1		1															
150 Walter McLeraney	4	1		1															
TOTALS		17	13	30				173	22	25	23		218		535				



Census of Sugar Loaf County,

Choctaw Nation, 1885

NAMES.	DESCRIPTION OF PERSONS.						OCCUPATION.	LAND.	LIVE STOCK.						AGRICULTURAL PRODUCTS.			MISCELLANEOUS.	
	AGE.	Male.	Female.	Indian.	White.	Colored.		Acres under Cultivation.	No. of Horses.	No. of Mules.	No. of Cattle.	No. of Sheep.	No. of Goats.	No. of Hogs.	No. Bales of Cotton.	No. Bushels of Corn.	No. Bushels of Wheat.	No. Bushels of Oats.	OTHER INFORMATION
151 Frank Cobb	35	1		1															
152 Ben Hoteyabe	24	1		1			60	1											
153 Adeline Hoteyabe	30		1	1															
154 Jeff Wilkin	8	1		1															
155 Seely Mackey	15		1	1															
156 Hidas Colbert	28	1		1			6	2				10		50					
157 Ellet Colbert	2	1		1															
158 Lavin Colbert	1	1		1															
159 Watson Jefferson	20	1		1															
160 Kasy Jefferson	16		1	1															
161 Babe Jefferson	1	1		1															
162 Melv William	14		1	1															
163 Mahan William	35		1	1															
164 Watis Jefferson	40	1		1			1					1							
165 Ety Jefferson	30		1	1															
166 Lilway Jefferson	18		1	1															
167 Frason Jefferson	12	1		1															
168 Isobel Jefferson	1		1	1															
169 Coleman Hilley	35	1		1			22	2	2			30		100					
170 Ester Hilley	28		1	1															
171 Flamy Hilley	9	1		1															
172 Nissy Hilley	7		1	1															
173 Minnie Hilley	5		1	1															
174 Babe Hilley	1		1	1															
175 David Collin	40	1		1			12	4	8			12		100					
176 Ellen Collin	18		1	1															
177 Sabin Collin	12	1		1															
178 Babe Collin	2		1	1															
179 Watty Dwight	40	1		1			12	3	8			20		70					
180 Edward Dwight	17	1		1															
TOTALS	16	14	30				113	12	18			73		320					



NAMES	AGE	DESCRIPTION OF PERSONS					OCCUPATION	LAND	LIVE STOCK					AGRICULTURAL PRODUCTS			MISCELLANEOUS		
		Male	Female	Indian	White	Colored		Acres under Cultivation	No. of Horses	No. of Mules	No. of Cattle	No. of Sheep	No. of Goats	No. of Hogs	No. Bales of Cotton	No. Bushels of Corn	No. Bushels of Wheat	No. Bushels of Oats	OTHER INFORMATION
181	Simpson Thompson	14	1		1														
182	Reuben Thompson	12	1		1														
183	Lizzie Thompson	13		1	1														
184	Vincen Thompson	8	1		1														
185	Sally Thompson	5		1	1														
186	Jacob Quin	60	1		1		Farmer	5	3	19			6						
187	Sally Quin	40		1	1														
188	Elvie McClure	30		1	1				4	2			3						
189	Emeline McClure	5		1	1														
190	Ally McClure	1		1	1														
191	Aaron Harris	9	1		1														
192	Anderson Noel	2	1		1														
193	Eastman Quinn	25	1		1				2	4									
194	Martha Quinn	15		1	1														
195	Thomas Quinn	5	1		1														
196	Noel Jones	30	1		1		Farmer	20	1	2	3		80	200					
197	Joseph Jones	13	1		1														
198	Susan Jones	7		1	1														
199	Melinda Jones	4		1	1														
200	Simon Tom	26	1		1		Farmer	30	5	20			3	150					
201	Betay Tom	40		1	1														
202	James McCoy	12	1		1														
203	Fannie McCoy	8		1	1														
204	Manda Tom	4		1	1														
205	Isaac Brown	30	1		1		Farmer	15	5	10			5						
206	Sally Brown	30		1	1														
207	Enima Brown	6		1	1														
208	Sally Brown	50		1	1														
209	Sarban Simpson	24		1	1				3	2									
210	Walton Simpson	2	1		1														
TOTALS		14	16	30				70	23	59	3		97	350					



8 Census of Sugar Loaf County,

Choctaw Nation, 1885.

NAMES.	AGE.	DESCRIPTION OF PERSONS.					OCCUPATION.	LAND.	LIVE STOCK.					AGRICULTURAL PRODUCTS.				MISCELLANEOUS.		
		Male.	Female.	Indian.	White.	Colored.		Acres under Cultivation.	No. of Horses.	No. of Mules.	No. of Cattle.	No. of Sheep.	No. of Goats.	No. of Hogs.	No. Bales of Cotton.	No. Bushels of Corn.	No. Bushels of Wheat.	No. Bushels of Oats.	OTHER INFORMATION.	
211	Ema Ahaya hoke	49		1	1															
212	Martin Louis	25	1		1								5							
213	Silas Louis	24	1		1															
214	Hanna Louis	14		1	1															
215	Sokey Whittler	40		1	1															
216	Allie Whittler	2		1	1															
217	John Quincy	29	1		1		Farmer	3	1				14		25					
218	William Monroe	50	1		1		"	2 1/2	3				4		5					
219	Rhobe Monroe	40		1	1															
220	Milton Monroe	13	1		1															
221	Wiley Monroe	5		1	1															
222	Charles Monroe	21	1		1															
223	Harry Quinn	1	1		1															
224	George Fleming	35	1		1				1											
225	Woodson Louis	30	1		1		Farmer	20	4		7		20							
226	Eliza Louis	20		1	1															
227	Lily Louis	1		1	1															
228	Memus Harris	40		1	1			25	4		4		4		45					
229	Albert Harris	9	1		1															
230	Melinda Harris	11		1	1															
231	James Rondon	50	1		1		Farmer	15	4				15		20					
232	Carnoly Rondon	14		1	1			100	10	2	35		60	7	200					
233	Robert Benton	44	1		1		"													
234	Jane Benton	36		1	1															
235	Mary Benton	17		1	1															
236	John Allen	20	1		1															
237	Walker Free	32	1		1		Farmer	75	6		12		35	1	150				Citizen by Marriage	
238	Lizzie Free	23		1	1															
239	Ella Free	6		1	1															
240	Rose Free	3		1	1															
TOTALS			14	16	29	1		247 1/2	35	2	51	7	197	8	445					



9 Census of Sugar Loaf County,

Choctaw Nation, 1885.

NAMES.	AGE.	DESCRIPTION OF PERSONS.					OCCUPATION.	LAND.		LIVE STOCK.					AGRICULTURAL PRODUCTS.			MISCELLANEOUS.	
		Male.	Female.	Indian.	White.	Colored.		Acres under Cultivation.	No. of Horses.	No. of Mules.	No. of Cattle.	No. of Sheep.	No. of Goats.	No. of Hogs.	No. Bales of Cotton.	No. Bushels of Corn.	No. Bushels of Wheat.	No. Bushels of Oats.	OTHER INFORMATION
241 Basin James	44	1		1			Farmer	19	3		4	15		35					
242 Amy James	25		1	1															
243 Will James	3	1		1															
244 James James	5	1		1															
245 Becca James	9		1	1															
246 Nancy James	14		1	1															
247 Columbus Billy	20	1		1															
248 Isreal Hamblin	30	1		1			Farmer	10						2					
249 Mary Hamblin	15		1	1										2					
250 James H. Johnson	30	1		1															
251 Mary Johnson	53		1	1															4
252 Abel Harris	39	1		1			Farmer	130	12		40			110	28	250			
253 Susan Harris	29		1	1															
254 Lemon Harris	12	1		1															
255 Martha Harris	9		1	1															
256 Henry Harris	3	1		1															
257 Willy Harris	2	1		1															
258 Susan Harris	12		1	1															
259 Emeline Harris	4		1	1															
260 Ruthy Harris	1		1	1															
261 John G Beard	60	1			1		Farmer	40	4		80			25	4	150			Citizen by Marriage
262 Julia Beard	37		1	1															
263 Isora Beard	17		1	1															
264 Wesley W. Beard	15	1		1															
265 Isidora Beard	7		1	1															
266 Ada M. Beard	1		1	1															
267 John H. Durant	28	1		1			Farmer	150	2		3			50	5	200			
268 Caroline Durant	24		1	1	1														
269 Arabella Durant	5		1	1															
270 Nathaniel Durant	3	1		1															
TOTALS		14	16	28	2			349	21		127			268	37	600			



10 Census of Sugar Loaf County,

Choctaw Nation, 1885.

NAMES.	DESCRIPTION OF PERSONS.						OCCUPATION.	LAND.	LIVE STOCK.					AGRICULTURAL PRODUCTS.			MISCELLANEOUS.		
	AGE.	Male.	Female.	Indian.	White.	Colored.		Acres under Cultivation.	No. of Horses.	No. of Mules.	No. of Cattle.	No. of Sheep.	No. of Goats.	No. of Hogs.	No. Bales of Cotton.	No. Bushels of Corn.	No. Bushels of Wheat.	No. Bushels of Oats.	OTHER INFORMATION.
271	Riney J. Durant	1	1																
272	Julian Wade	8		1	1														
273	Sam Garland	29	1		1		Farmer	150	1										
274	Manda Garland	26		1		1													
274	Babe Garland	1		1	1														
276	Etty E. Jones	40		1	1														
277	Julia Gilman	22		1	1			800	6	12		150	30	1500					
278	Genard Gilman	4	1		1														
279	Edmund Pickett	20	1		1			35	1	5									
280	M. E. Wilson	26		1		1		280		1	10		15						
281	Ida Wilson	8		1	1														Citizen by marriage
282	Ardely Wilson	7		1	1														
283	Archy Wilson	2	1		1														
284	William Richard	30	1			1	Farmer	250	30	2	400		50	50	2000		300		Citizen by marriage
284	Martha Richard	37		1	1														
286	Sony Richard	13	1		1														
287	Annie Richard	9		1	1														
288	Martha M. Richard	6		1	1														
288	Tinnie Richard	4	1		1														
290	Ida Richard	2		1	1														
291	Sarah Johnson	32		1	1			50		4		50	3 1/2	75					
292	James E. Lofton	13	1		1														
293	Chas. W. Lofton	12	1		1														
294	California Johnson	9		1	1														
295	Arizona Johnson	9		1	1														
296	Mary Johnson	6		1	1														
297	Martha Johnson	4		1	1														
298	C. G. Mathies	35	1			1	Farmer	125	3	100		75	20	1200					Citizen by marriage
299	Wal Mathies	22		1	1														
300	Willie Mathies	5	1		1														
TOTALS		12	18	25	5			1690	35	6	531		340	103 1/2	4775		300		



11 Census of Sugar Loaf County,

Choctaw Nation, 1885

NAMES	AGE	DESCRIPTION OF PERSONS					OCCUPATION	LAND							LIVE STOCK			AGRICULTURAL PRODUCTS			MISCELLANEOUS
		Male	Female	Indian	White	Colored		Acres under Cultivation	No. of Horses	No. of Mules	No. of Cattle	No. of Sheep	No. of Goats	No. of Hogs	No. Bales of Cotton	No. Bushels of Corn	No. Bushels of Wheat	No. Bushels of Oats	OTHER INFORMATION		
301 Sam J. Mathies	3	1		1																	
302 Babe Mathies	1	1		1																	
303 John Luce	35	1		1		Farmer															
304 Shoteema	70		1	1			15	1				15		30							
305 Anius Billy	30	1		1			1 1/2					10		5							
306 Harrison Billy	10	1		1																	
307 Mary Billy	1	1		1																	
308 William Tikkattabe	26	1		1		Farmer															
309 Milly Tikkattabe	40		1	1			4	5				5		60							
310 William Watson	53	1		1		Farmer															
311 Betzie Watson	60		1	1			31	5	7	20		5		80							
312 E. W. Benton	20	1		1				8				2									
313 Anne Watson	22		1	1																	
314 Sily. Watson	3		1	1																	
315 Sab McToel	5	1		1																	
316 Slaughter	40	1		1		Farmer															
317 Bicy Slaughter	30		1	1			12	4	2	8		150		200							
318 Lillian Slaughter	8		1	1																	
319 Mary Slaughter	13		1	1																	
320 Reason Halammatabe	30	1		1																	
321 Lemy Halammatabe	22		1	1								2									
322 Babe Halammatabe	1	1		1																	
323 Sam Hickman	35	1		1		Farmer															
324 Margaret Hickman	30		1	1			14	4	10			160		750							
325 Mary Hickman	10		1	1																	
326 Martha Hickman	8		1	1																	
327 Austin Hickman	4	1		1																	
328 Joseph Heaver	34	1		1		Farmer															
329 Lobiathy Heaver	29		1	1			45	2	7			25	4	3100					Illegal citizen by marriage		
330 Vacey H. Heaver	12		1	1																	
TOTALS		15	15	29	1																
							122 1/2	29	26	34		374	4	4225							



NAMES	AGE	DESCRIPTION OF PERSONS					OCCUPATION	LAND	LIVE STOCK					AGRICULTURAL PRODUCTS			MISCELLANEOUS		
		Male	Female	Indian	White	Colored		Acres under Cultivation	No. of Horses	No. of Mules	No. of Cattle	No. of Sheep	No. of Goats	No. of Hogs	No. Bales of Cotton	No. Bushels of Corn	No. Bushels of Wheat	No. Bushels of Oats	OTHER INFORMATION
331 Jimmie Heaver	8		1	1															
332 David Heaver	6	1		1															
338 Mary Heaver	13		1	1															
334 Joshua Hickman	26	1		1				2				10							
335 Betsy Hickman	28		1	1															
336 Emma Hickman	8		1	1															
337 Sam Wilson	23	1			1	Farmer	16	2	4			2							Citizen by Marriage
338 Julia Wilson	20		1	1															
339 Lee Wilson	3	1		1															
340 Josephine Wilson	1		1	1															
341 Simon Billy	25	1		1		Farmer	12	4	1			50	1						
342 Ida Billy	16		1	1	1														
343 Watson Billy	9	1		1															
344 Allen Billy	7	1		1															
345 Siny Holway	26		1	1				2	6			10							
346 Sampson Holway	3	1		1															
347 Sam W. Parker	41	1			1	Farmer	60	2	4			40	4	400					Citizen by Marriage
348 Manda Parker	30		1	1															
349 Leona Benton	6		1	1															
350 Arch Hickman	23	1		1		Farmer	70												
351 Thomas Hickman	30	1		1		"	20	6	20			20							
352 Rose Hickman	21		1	1															
353 Robt Hickman	64	1			1														
354 Robt Hickman jr	16	1		1															
355 Ratio McKinney	15	1		1															
356 Wm Moore	42	1		1		Farmer	16	5	12	2		100	1/2	50					
357 Ellen Moore	40		1	1															
358 Lilly Moore	16		1	1															
359 Susie Moore	12		1	1															
360 Fisie Moore	8		1	1															
TOTALS		15	15	26	4			194	23	47	2	232	5 1/2	450					







14 Census of Sugar Loaf County,

Choctaw Nation, 1885

NAMES	AGE	DESCRIPTION OF PERSONS.					OCCUPATION	LAND.		LIVE STOCK.					AGRICULTURAL PRODUCTS.			MISCELLANEOUS.	
		Male.	Female.	Indian.	White.	Colored.		Acres under Cultivation.	No. of Horses.	No. of Mules.	No. of Cattle.	No. of Sheep.	No. of Goats.	No. of Hogs.	No. Bales of Cotton.	No. Bushels of Corn.	No. Bushels of Wheat.	No. Bushels of Oats.	OTHER INFORMATION
391 Eliza Sam	20		/	/															
392 Charley Sam	2	/		/															
393 Joe Sam	15	/		/															
394 Lillian Sam	8.		/	/															
395 Davis Olly	49	/		/		Farmer	14	5	10	2		10		100					
396 Susan Olly	21		/	/															
397 Martha Olly	2		/	/															
398 Phebe Olly	15		/	/															
399 Noel Billy	6	/		/															
400 James Franklin	35	/		/		Farmer	17	4	12			8		30					
401 Komma Franklin	28		/	/															
402 Lizzie Franklin	13		/	/															
403 Nancy Frank lin	51		/	/															
404 Thomas Jones	3	/		/															
405 Elizabeth Franklin	1		/	/															
406 Lena Olly	17		/	/															
407 Viccy Noel	13		/	/															
408 Adam J. Morris	60	/		/			450	7	55			300	50	3000			300	Citizen by marriage.	
409 Sweeney Folsom	18	/		/															
410 John Folsom	12	/		/															
411 Charley Fisher	40	/		/		Farmer	41	7	6	18		100	1	200					
412 Nancy Fisher	40		/	/															
413 Mollie James	15		/	/															
414 Colbert Anderson	11	/		/															
415 John Partial	5	/		/															
416 Dora Fisher	8		/	/															
417 Nancy Fisher	5		/	/															
418 Allie Fisher	1		/	/															
419 Joel M. Noel	30	/		/															
420 Loring Folsom	26	/		/		Farmer	30	6	6			50		50					
TOTALS		14	16	29	1		552	29	89	20		468	57	3380			300		



15 Census of Sugar Loaf County,

Choctaw Nation, 1885

NAMES.	DESCRIPTION OF PERSONS.						OCCUPATION.	LAND.	LIVE STOCK.					AGRICULTURAL PRODUCTS.				MISCELLANEOUS.	
	AGE.	Male.	Female.	Indian.	White.	Colored.		Acres under Cultivation.	No. of Horses.	No. of Mules.	No. of Cattle.	No. of Sheep.	No. of Goats.	No. of Hogs.	No. Bales of Cotton.	No. Bushels of Corn.	No. Bushels of Wheat.	No. Bushels of Oats.	OTHER INFORMATION
421 Jincy Holcom	23		/	/															
422 Selina Holcom	1		/	/															
423 Robert Morris	25	/		/															
424 Corena Morris	25		/		/		200	4					20		90				
425 William G Morris	2	/		/															
426 Robert A. Morris	mo. 2	/		/															
427 Amanda Loring	45		/		/														
428 Gertrude Loring	12		/	/			100	2	20				30		800		400	Citizen by Marriage	
429 Ada Loring	10		/	/															
430 Daisy Loring	3		/	/															
431 Edwin Justice	26	/			/														
432 Jane Justice	22		/	/			60	3	12				40	2	600			Citizen by Marriage	
433 Wesley Robert	28	/		/															
434 Fannie Robert	30		/	/			11	2	2				10	1/2	40				
435 Ishtekayo	50		/	/															
436 Levi Robert	25	/		/															
437 Horbis Potts	30	/		/															
438 Emma Potts	48		/	/															
439 Kennedy Potts	13	/		/															
440 Sarah Hamblin	35		/	/															
441 Sampson McQuinn	13	/		/															
442 Alfred McClure	30	/		/															
443 Minnie McClure	25		/	/			20	1	12				25						
444 Walter McClure	2	/		/															
445 Ellis Wesley	25	/		/															
446 Allie Wesley	20		/	/															
447 Melviny Wesley	20		/	/															
448 Morris Norman	30	/		/															
449 Margaret Norman	40		/	/			2						10						
450 Lena Rose	17		/	/															
TOTALS	13	17	27	3			503	22	82				191	3 1/2	1530		400		



NAMES.	DESCRIPTION OF PERSONS.						OCCUPATION.	LAND.		LIVE STOCK.					AGRICULTURAL PRODUCTS.				MISCELLANEOUS.
	AGE.	Male.	Female.	Indian.	White.	Colored.		Acres under Cultivation.	No. of Horses.	No. of Mules.	No. of Cattle.	No. of Sheep.	No. of Goats.	No. of Hogs.	No. Bales of Cotton.	No. Bushels of Corn.	No. Bushels of Wheat.	No. Bushels of Oats.	OTHER INFORMATION
451 Sophia Rose	2		1	1															
452 Anthony M <sup>c</sup> Curtain	70	1																	
453 Isaac Alexander	51	1						2											
454 Lizzie Alexander	48		1				15	2	8			45			1				
455 Austin Alexander	16	1																	
456 Frank M <sup>c</sup> Curtain	35	1																	
457 Joel M <sup>c</sup> Curtain	7	1					10	2				15							
458 Mittle M <sup>c</sup> Curtain	6	1																	
459 Telema	50		1																
460 Bicy	13		1				7	4	8			10							
461 Ann	12		1																
462 Jacob Nolin	18	1																	
463 Siny Nolin	16		1																
464 Judus Ward	20	1																	
465 Simon Nelson	25	1	*					2				10							
466 Ada Nelson	5		1				10	2				20							
467 Miston	20	1																	
468 Dixon Perry	33	1																	
469 Nancy Perry	40		1																
470 Jefferson Dubicy	8	1																	
471 Benj Perry	5	1																	
472 Simon Kartial	24	1																	
473 Francis Kartial	30		1																
474 Melinda Nelson	25		1																
475 Peter Coinsier	40	1																	
476 Jane Coinsier	29		1																
477 Susan Coinsier	15		1																
478 Alon Coinsier	6	1																	
479 Lula Coinsier	4		1																
480 Julius Coinsier	2	1																	
TOTALS	17	13	39	1			123	25	2	36		230	2	171					



17 Census of Sugar Loaf County,

Choctaw Nation, 1885

		DESCRIPTION OF PERSONS.						LAND.		LIVE STOCK.						AGRICULTURAL PRODUCTS.			MISCELLANEOUS.
NAMES.	AGE.	Male.	Female.	Indian.	White.	Colored.	OCCUPATION.	Acres under Cultivation.	No. of Horses.	No. of Mules.	No. of Cattle.	No. of Sheep.	No. of Goats.	No. of Hogs.	No. Bales of Cotton.	No. Bushels of Corn.	No. Bushels of Wheat.	No. Bushels of Oats.	OTHER INFORMATION.
481	Allie Couner	3	1	1															
482	Thompson Kemp	12	1	1															
483	Charles Benton	42	1	1			Farmer	100	5	2	75			10	6				
484	Mary Benton	28		1	1														
485	Ida Benton	13		1	1														
486	Mathias Benton	8	1	1															
487	Hoop Zibek Benton	7	1	1															
488	Theoda Benton	5	1	1															
489	Charles Benton Jr	1	1	1															
490	Adelming Benton	1	1	1															
491	Isham Kemp	38	1	1															
492	Mary Kemp	22		1	1														
493	Rhoda Kemp	2		1	1														
494	James Kemp	1	1	1															
495	Andrew Jackson	44	1	1															
496	Henry Jefferson	40	1	1			Farmer	18	10		28	13		20	2	100			
497	Sarah Jefferson	28		1	1														
498	Joe Jefferson	15	1	1															
499	Albert Jefferson	13	1	1															
500	Charley Jefferson	9	1	1															
501	Silvy Jefferson	6		1	1														
502	Robert Quincy	11	1	1															
503	Ireal Jefferson	26	1	1				6	2		3			20					
504	Sarah Jefferson	20		1	1														
505	Lucian Jefferson	3		1	1														
506	Thomas Nolin	55	1	1			Farmer	50		2				8					
507	Rhoda Nolin	27	1	1	1														
508	Eliza Nolin	15		1	1														
509	Jane Nolin	9		1	1														
510	Mary Nolin	4		1	1														
TOTALS		17	13	29	1			194	17	2	108	13		108	8	100			



18 Census of Sugar Loaf County,

Choctaw Nation, 1885

NAMES.	DESCRIPTION OF PERSONS.						OCCUPATION.	LAND. Acres under Cultivation.	LIVE STOCK.						AGRICULTURAL PRODUCTS.				MISCELLANEOUS. OTHER INFORMATION.
	AGE.	Male.	Female.	Indian.	White.	Colored.			No. of Horses.	No. of Mules.	No. of Cattle.	No. of Sheep.	No. of Goats.	No. of Hogs.	No. Bales of Cotton.	No. Bushels of Corn.	No. Bushels of Wheat.	No. Bushels of Oats.	
511 Mary Choate	55		1		1			50		2		8							Citizen by marriage
512 Polly Choate	60		1		1														" " "
513 Haywood Penal	40	1			1		Farmer	35		32		4							
514 Mary Penal	30		1		1														
515 Robert Penal	13	1			1														
516 Emma Jones	30		1		1														
517 Ida Justis	14		1		1														
518 John Jones	10	1			1														
519 Willis Jones	5	1			1														
520 Clam McCurtain	28	1			1		Farmer	25	1			30		100					
521 Sianna McCurtain	35		1		1														
522 Dora McCurtain	8		1		1														
523 Peter McCurtain	4	1			1														
524 Nail P. McCurtain	1	1			1														
525 Houston McCurtain	19	1			1				10	30		5							
526 Gemeta	210		1		1			7 1/4											
527 Hiloy Dukes	16		1		1														
528 James Robinson	45	1			1														
529 Ellis Bond	43	1			1														
530 Mary Bond	30		1		1														
531 Simon Shotabbe	50	1			1				1			1							
532 Louisa Shotabbe	25		1		1														
533 Clam C. Adam	15	1			1				3	30									
534 Nail Perry	50	1			1		Farmer	60	43	1	175	100	2	500		300			
535 Annelizer Perry	49		1		1														
536 Lily A. Perry	33		1		1														
537 Henry D. Perry	18	1			1														
538 Dennis M. Perry	16	1			1														
539 Charles J. Perry	14	1			1														
540 John S. Perry	12	1			1														
TOTALS		17	13	28	2			177 1/4	58	1	269	148	2	600		300			



19 Census of Sugar Loaf County,

Choctaw Nation, 1885

NAMES.	DESCRIPTION OF PERSONS.						OCCUPATION.	LAND. Acres under Cultivation.	LIVE STOCK.						AGRICULTURAL PRODUCTS.			MISCELLANEOUS.
	AGE.	Male.	Female.	Indian.	White.	Colored.			No. of Horses.	No. of Mules.	No. of Cattle.	No. of Sheep.	No. of Goats.	No. of Hogs.	No. Bales of Cotton.	No. Bushels of Corn.	No. Bushels of Wheat.	No. Bushels of Oats.
541 Susan M Perry	6		1	1														
542 Selina P. Willis	50		1	1				2										
543 Henry Wade	50	1		1														
544 Lucy Wade	40		1	1														
545 William Wade	14	1		1														
546 Nicholas Wade	13	1		1														
547 Sam McCassin	55	1		1			4	1										
548 Eliza McCassin	40		1	1														
549 Moriah McCassin	15		1	1														
550 Mary McCassin	12		1	1														
551 Amos McCassin	6	1		1														
552 Babe McCassin	2		1	1														
553 Elsie Wesley	50		1	1														
554 Isaac Wesley	74	1		1														
555 Joel Wesley	50	1		1														
556 Liddie Wesley	30		1	1														
557 Washington Wesley	25	1		1														
558 Sillis Wesley	60		1	1				10										
559 George Bond	30	1		1			20	6	6		20	2	100					
560 Ellen Bond	30		1	1														
561 Babe Bond	1	1		1														
562 Amanda Gutch	14		1	1														
563 Essie Holson	3		1	1				2	3									
564 Janiorina	60		1	1				1										
565 Minny Wade	16		1	1														
566 Dennis Wade	25	1		1														
567 Davis Hekcha	35	1		1														
568 Liny Hekcha	16		1	1														
569 Nichi bald Anderson	2	1		1														
570 Frank Pierce	55	1		1			8	6	2		30	1	200					
TOTALS		14	16	30			32	28	11		50	3	300					



20 Census of Sugar Loaf County,

Choctaw Nation, 1885

NAMES.	DESCRIPTION OF PERSONS.						OCCUPATION.	LAND.	LIVE STOCK.					AGRICULTURAL PRODUCTS.			MISCELLANEOUS.		
	AGE.	Male.	Female.	Indian.	White.	Colored.		Acres under Cultivation.	No. of Horses.	No. of Mules.	No. of Cattle.	No. of Sheep.	No. of Goats.	No. of Hogs.	No. Bales of Cotton.	No. Bushels of Corn.	No. Bushels of Wheat.	No. Bushels of Oats.	OTHER INFORMATION.
571 Sissy Pierce	25		1	1															
572 Bicy Pierce	12		1	1															
573 Thompson Pierce	3	1		1															
574 Jefferson Pierce	1	1		1															
575 M. L. Sefflore	30	1		1				6	8			15		600					
576 Berta Sefflore	21		1		1														
577 Sally Sefflore	1		1	1															
578 Howard Louis	14	1		1															
579 Mary Sefflore	50		1	1				50	30	1	60	14	60	1	1200		150		
580 Josephine Louis	15		1	1															
581 Jincy Sefflore	17		1	1															
582 Willie Louis	13	1		1															
583 Gilbert Burns	5	1		1			20	4	5										
584 John Sefflore	29	1		1															
585 Simon Kincaid	50	1		1															
586 Elsie Charleston	28		1	1															
587 Lizzie Charleston	2		1	1															
588 Brazil Winlock	40	1		1		Farmer	22	14	30	15		40	2	100					
589 Feleas Winlock	60		1	1															
590 Wimpy	6		1	1															
591 Ward Hampton	20	1		1															
592 Seal Hampton	30		1	1															
593 Joseph Kincaid	70	1		1		Farmer	8 1/2	20	20		30								
594 Mary Kincaid	23		1	1															
595 Elles Kincaid	1	1		1															
596 Sampson Malatabbo	30	1		1				1											
597 Enlat-emma	50		1	1			20	5		2		10	1/2	100					
598 Davis Adam	25	1		1															
599 Jerry B. McFarlan	52	1		1			10	8	2	6		8	1/2	50					
600 Jirline McFarland	50		1	1															
TOTALS		15	15	29	1		160 1/2	88	3	129	31	163	5	2080		150			





21 Census of Sugar Loaf County,

Choctaw Nation, 1885

NAMES	DESCRIPTION OF PERSONS						OCCUPATION	LAND		LIVE STOCK						AGRICULTURAL PRODUCTS				MISCELLANEOUS
	AGE	Male	Female	Indian	White	Colored		Acres under Cultivation	No. of Horses	No. of Mules	No. of Cattle	No. of Sheep	No. of Goats	No. of Hogs	No. Bales of Cotton	No. Bushels of Corn	No. Bushels of Wheat	No. Bushels of Oats	OTHER INFORMATION	
601 Morris M Farland	30	1	1																	
602 Cornelia Houston	10		1																	
603 Isham Cole	30	1																		
604 Robert Cole	8	1																		
605 Billy	50		1																	
606 Ned McNoel	7	1																		
607 Rhoda Isham	45		1																	
608 "Leving Cole	25		1				6	2							20					
609 Adam Utah	8	1																		
610 Wilson Goring	55	1	1				2	1	2			1								
611 Susie Goring	40		1																	
612 Lily Goring	3		1																	
613 James Goring	25	1																		
614 Pierce Billy	9	1																		
615 Sophia Billy	14		1																	
616 Jane Cooper	7		1																	
617 Thomas Mitchell	38	1																		
618 Elizabeth Mitchell	6		1																	
619 Lena Mitchell	1/2		1																	
620 Handy LeFlore	25	1					15	2				5		25						
621 Annie LeFlore	20		1																	
622 David Utah	16	1																		
623 John Adam	38	1																		
624 Elizabeth Adam	8		1																	
625 Wilson Adam	7	1																		
626 Wallace Jefferson	21	1					8	3				30		100						
627 Jennie Jefferson	40		1																	
628 Reuben LeFlore	17	1																		
629 Jincy Jefferson	15		1																	
630 Ficy Jefferson	13		1																	
TOTALS	15	15	30				31	10	2			36		145						



Census of *Sugar Loaf* County,

Choctaw Nation, 1885

		DESCRIPTION OF PERSONS.						LAND.	LIVE STOCK.						AGRICULTURAL PRODUCTS.				MISCELLANEOUS.
NAMES.	AGE.	Male.	Female.	Indian.	White.	Colored.	OCCUPATION.	Acres under Cultivation.	No. of Horses.	No. of Mules.	No. of Cattle.	No. of Sheep.	No. of Goats.	No. of Hogs.	No. Bales of Cotton.	No. Bushels of Corn.	No. Bushels of Wheat.	No. Bushels of Oats.	OTHER INFORMATION.
631	Mary Moore	14		1	1														
632	Edmund Thomas	30	1		1		Farmer	4	3					10		40			
633	Estelena Thomas	35		1	1									2		15			
634	Susan Thomas	24		1	1														
635	Gebru Robinson	1	1		1														
636	Eyahaambe	55	1		1			8	2					40		65			
637	Betsy Eyahaambe	30		1	1														
638	Louisa James	7		1	1														
639	William Taylor	28	1		1		Farmer	3 1/2	6					15					
640	Susan Taylor	27		1	1														
641	Nancy Taylor	5		1	1														
642	Rhoda Taylor	3		1	1														
643	Meyashona	60		1	1														
644	Ivinsie Thomas	15		1	1			13	1		6			40		40			
645	Isham William	50	1		1				4					3					
646	Tennessee William	40		1	1														
647	Willis Colbert	4	1		1														
648	Coleman William	20	1		1														
649	Gilbert William	9	1		1														
650	Joe Le-Flore	40	1		1		Farmer	18	20		35			40		100			
651	Watson Paxton	23	1		1									4					
652	Melinda Paxton	20		1	1														
653	Emus Paxton	12	1		1				4		20			6					
654	Bicy Paxton	15		1	1														
655	Jacob Leffore	30	1		1			4	2					9					
656	Betty Leffore	22		1	1														
657	Emeziah Louis	50	1		1				10					10					
658	Alex Louis	16	1		1														
659	Lual Louis	14	1		1														
660	Bunny Louis	7	1		1														
TOTALS		16	14	30				55 1/2	53	61			179		260				



Census of Sugar Loaf County,

Choctaw Nation, 1885

NAMES.	AGE.	DESCRIPTION OF PERSONS.					OCCUPATION.	LAND.		LIVE STOCK.						AGRICULTURAL PRODUCTS.				MISCELLANEOUS.
		Male.	Female.	Indian.	White.	Colored.		Acres under Cultivation.	No. of Horses.	No. of Mules.	No. of Cattle.	No. of Sheep.	No. of Goats.	No. of Hogs.	No. Bales of Cotton.	No. Bushels of Corn.	No. Bushels of Wheat.	No. Bushels of Oats.	OTHER INFORMATION	
661	Neuben Louis	38	1		1		Farmer	10	2		4	8		10		60				
662	Siny Louis	35			1															
663	Milvie Louis	7			1															
664	Minnie Louis	5			1															
665	Benjamin Louis	3	1																	
666	Simon Hampton	30	1				Farmer	15	1		2			5		25				
667	Selina Hampton	30			1															
668	Babe Hampton	7			1															
669	Simon Adam	28	1					3						6						
670	Eliza Adam	26			1															
671	Abel Adam	7	1																	
672	Joel Wright	20	1																	
673	Ann Wright	20			1															
674	G. Robt Wright	1	1																	
675	Samuel Adam	38	1					5	4				20		70					
676	Siely Adam	30			1															
677	James Adam	8	1																	
678	Thomas Adam	7	1																	
679	Morris Carney	30	1				Farmer	20	3		14		14							
680	Willis Jones	35	1				"	22	7		10		12		200					
681	Lachetona	40			1															
682	Joe Calbeit	15	1																	
683	Lotti Heh cha	30			1															
684	James Jones	37	1																	
685	Elsie Jones	33			1															
686	Martion Jones	12	1																	
687	Elizabeth Jones	10			1															
688	Kitsie Jones	2			1															
689	Elizabeth Ben	18			1															
690	Jackson Jones	24	1																	
TOTALS			16	14	30			75	17	30	68		375							



NAMES.	AGE.	DESCRIPTION OF PERSONS.					OCCUPATION.	LAND.		LIVE STOCK.						AGRICULTURAL PRODUCTS.				MISCELLANEOUS.
		Male.	Female.	Indian.	White.	Colored.		Acres under Cultivation.	No. of Horses.	No. of Mules.	No. of Cattle.	No. of Sheep.	No. of Goats.	No. of Hogs.	No. Bales of Cotton.	No. Bushels of Corn.	No. Bushels of Wheat.	No. Bushels of Oats.	OTHER INFORMATION.	
691 Milly Jones	21		1	1																
692 Joe McClinton	28	1					2 1/2	2				9								
693 Sally McClinton	26		1	1																
694 Babe McClinton	4	1																		
695 Simeon Attko	39	1																		
696 Wm Barnette	30	1																		
697 John Louis	45	1				Farmer	9	2	1			10								
698 Sally Louis	40		1	1																
699 Eliza Louis	18		1	1																
700 Liny Louis	15		1	1																
701 Clemus Louis	12	1																		
702 Billy Louis	8	1																		
703 Martha Attko	40		1	1																
704 Samus Attko	13	1																		
705 Saphin Attko	11	1																		
706 Emeline Attko	10		1	1																
707 Susan Attko	4		1	1																
708 Babe Attko	1	1																		
709 Simon McElich	30	1				Farmer	5	2				10								
710 Elsie McElich	22		1	1																
711 Louis Garvin	30	1				Farmer	16	2	5		5		50							
712 Sophie Garvin	30		1	1																
713 Armus Austin	12	1																		
714 Jack Loman	38	1				Farmer	3					10								
715 Billis Loman	40		1	1																
716 Edmund Loman	3	1																		
717 Elizabeth Loman	19		1	1																
718 Austin Loman	1/2	1																		
719 Norris Jones	39	1				Farmer	14	2				4		110						
720 Lean Jones	27		1	1																
TOTALS		17	13	30				19 1/2	16	1		4		160						



25 Census of Sugar Loaf County,

Choctaw Nation, 1885

NAMES.	AGE.	DESCRIPTION OF PERSONS.					OCCUPATION.	LAND.	LIVE STOCK.					AGRICULTURAL PRODUCTS.				MISCELLANEOUS.	
		Male.	Female.	Indian.	White.	Colored.		Acres under Cultivation.	No. of Horses.	No. of Mules.	No. of Cattle.	No. of Sheep.	No. of Goats.	No. of Hogs.	No. Bales of Cotton.	No. Bushels of Corn.	No. Bushels of Wheat.	No. Bushels of Oats.	OTHER INFORMATION.
721 Babe Mc Noel	1	1		1															
722 Wincy Jones	30		1	1															
723 James Darden	37	1			1														
724 Peggy Darden	22		1	1			2	3	3			50		No. home					Citizen by marriage.
725 George M. Curtain	37	1		1			2					25							
726 Sillia M. Curtain	22		1	1															
727 Mitchell M. Curtain	2	1		1															
728 Babe M. Curtain	1/2	1		1															
729 Ada	8		1	1															
730 Isham Thompson	44	1		1		Farmer	14	6	14			60		200					
731 Wincy Thompson	25		1	1															
732 Nelson Thompson	17	1		1															
733 Juda Thompson	12		1	1															
734 Johanna Thompson	7		1	1															
735 Julia Thompson	2		1	1															
736 Joel Jesse	15	1		1															
737 R. Edmond	53	1			1	Farmer	100	3	16			75		400		100			Citizen by marriage
738 Martha J. Edmond	51		1	1															
739 Nicholas M. Curtain	35	1		1		Farmer	10	6	8			35		75					
740 Bicy M. Curtain	30		1	1															
741 James Raitiel	6	1		1															
742 Johnson Loman	8	1		1															
743 Small Arnison	23	1		1			2 1/2	1	6			30		20					
744 Lucian Arnison	20		1	1															
745 Susan Arnison	2		1	1															
746 Babe Arnison	1	1		1															
747 William M. Curtain	67	1		1		Farmer	12	6	4			30		195					
748 Betsy M. Curtain	67		1	1															
749 Melissa M. Curtain	20		1	1															
750 Wallen Jesse	12	1		1															
TOTALS		16	14	28	2		162 1/2	25	51			305		290		100			



26 Census of Sugar Loaf County,

Choctaw Nation, 1885

NAMES.	AGE.	DESCRIPTION OF PERSONS.					OCCUPATION.	LAND.		LIVE STOCK.					AGRICULTURAL PRODUCTS.			MISCELLANEOUS.	
		Male.	Female.	Indian.	White.	Colored.		Acres under Cultivation.	No. of Horses.	No. of Mules.	No. of Cattle.	No. of Sheep.	No. of Goats.	No. of Hogs.	No. Bales of Cotton.	No. Bushels of Corn.	No. Bushels of Wheat.	No. Bushels of Oats.	OTHER INFORMATION.
751 Lena Jesse	8		1	1															
752 Eastman Jesse	6	1		1															
753 Abel King	8	1		1															
754 Buster Jesse	1	1		1															
755 Sampson H. McCurtain	23	1		1				2		2					40				
756 Wmny McCurtain	22		1	1															
757 Lila McCurtain	50		1	1				2		29									
758 Mitsie Collins	25	1		1				4							10				
759 Tennessee Collins	40		1	1															
760 Jesse Collins	30	1		1															
761 Martha Collins	35		1	1															
762 Willie C. Adam	14	1		1															
763 Lisa Colbert	30		1	1															
764 Tennessee Franklin	14		1	1															
TOTALS			7	7	14			8		31					50				

I hereby certify that above and foregoing transcript of the census taken in Sugar Loaf County of the 1st Judicial District that is now on record book and are on file in my office is a true and correct copy.

In witness whereof I have affixed the Seal of the Choctaw Nation.  
 This 16<sup>th</sup> day of July, 1886  
 Thompson McKinney  
 National Secretary  
 Choctaw Nation



# Choctaw Nation, 1885.

(a true copy)

LAND.	LIVE STOCK.						AGRICULTURAL PRODUCTS.			MISCELLANEOUS.	
Acres under Cultivation.	No. of Horses.	No. of Mules.	No. of Cattle.	No. of Sheep.	No. of Goats.	No. of Hogs.	No. Bales of Cotton.	No. Bushels of Corn.	No. Bushels of Wheat.	No. Bushels of Oats.	OTHER INFORMATION.

25795

INDIAN OFFICE.

1886

Index: No. ✓

*The Census of Choctaw County  
 Choctaw Nation of the 1st Judicial District  
 taken in the year of 1885.*



Census of *Gaines* County,

Choctaw Nation, 1885

NAMES	AGE	DESCRIPTION OF PERSONS					OCCUPATION	LAND		LIVE STOCK					AGRICULTURAL PRODUCTS			MISCELLANEOUS	
		Male	Female	Indian	White	Colored		Acres under Cultivation	No. of Horses	No. of Mules	No. of Cattle	No. of Sheep	No. of Goats	No. of Hogs	No. Bales of Cotton	No. Bushels of Corn	No. Bushels of Wheat	No. Bushels of Oats	OTHER INFORMATION
1. <i>W. M. Allwood Nelson</i>	37	1		1			Farmer	16	4		25			100		200			
2. <i>Rhoda Nelson</i>	38		1	1															
3. <i>Houston Nelson</i>	20	1		1															
4. <i>Katie Nelson</i>	17		1	1															
5. <i>James Nelson</i>	12	1		1															
6. <i>Asmon Nelson</i>	8	1		1															
7. <i>Thompson McKinney</i>	48	1		1			Farmer	20	3		15			150		150			
8. <i>Lizzie McKinney</i>	18		1	1															
9. <i>Wm. Alex. McKinney</i>	16	1		1															
10. <i>John Tolson</i>	33	1		1			Farmer	20	2					5		800			
11. <i>John B. Pulcher</i>	24	1		1			"	10	2		2			15		15			
12. <i>Morris Pusley</i>	38	1		1			Farmer & Merchant	20	20	2	80			50		250			
13. <i>Belsie Pusley</i>	30		1	1															
14. <i>Missie Pusley</i>	18		1	1															
15. <i>Asmon Pusley</i>	15	1		1															
16. <i>Rhoda Pusley</i>	2		1	1															
17. <i>Simpson Beams</i>	24	1		1			No Special occup <sup>tion</sup>		1										Home with M. Pusley
18. <i>Eliza Carr</i>	40		1	1			Farmer	8	10		35			20		60			
19. <i>Dennis Carr</i>	20	1		1															
20. <i>Sophie Carr</i>	16		1	1															
21. <i>Rufus Carr</i>	14	1		1															
22. <i>Wm. Carr</i>	12		1	1															
23. <i>Agnes Carr</i>	10		1	1															
24. <i>Husbon Carr</i>	6	1		1															
25. <i>Levy Anderson</i>	40		1	1			Farmer	2						5		5			
26. <i>Joel Anderson</i>	19	1		1															
27. <i>Amy Anderson</i>	13		1	1															
28. <i>Lizzie Anderson</i>	8		1	1															
29. <i>Joel Anderson</i>	6	1		1															
30. <i>William Pee</i>	32	1		1			Farmer	10	7		7	20		20		200			
TOTALS		17	13	30				106	49	2	164	20		365		1680			



Census of *Gaines* County,

Choctaw Nation, 1885

NAMES.	DESCRIPTION OF PERSONS.						OCCUPATION	LAND.	LIVE STOCK.					AGRICULTURAL PRODUCTS.				MISCELLANEOUS	
	AGE	Male.	Female.	Indian.	White.	Colored.		Acres under Cultivation.	No. of Horses.	No. of Mules.	No. of Cattle.	No. of Sheep.	No. of Goats.	No. of Hogs.	No. Bales of Cotton.	No. Bushels of Corn.	No. Bushels of Wheat.	No. Bushels of Oats.	OTHER INFORMATION
31	<i>McLinda Bee</i>	34		1	1														
32	<i>Annie Bee</i>	7		1	1														
33	<i>Willis Scott</i>	21	1		1			1				6							<i>Home with W. S.</i>
34	<i>Lizzie Scott</i>	18		1	1														
35	<i>Isabel Scott</i>	2		1	1														
36	<i>Alfred Ott</i>	25	1		1		Farmer	3	7	12		40		40					<i>Home with S. Nelson.</i>
37	<i>Louisa Ott</i>	18		1	1														
38	<i>Stephen Ott</i>	6	1		1														
39	<i>Samuel Ott</i>	1	1		1														
40	<i>Willis Thompson</i>	42	1		1		Farmer	15	15	12		50		300					<i>Chickasaw</i>
41	<i>Manda Thompson</i>	37		1	1														
42	<i>Thompson Wesley</i>	25	1		1														<i>Home with W. Thompson</i>
43	<i>Femimy Wesley</i>	25		1	1														
44	<i>Stanton Wesley</i>	1	1		1														
45	<i>William Davis</i>	23	1		1				1	1									
46	<i>Sing Davis</i>	21		1	1														
47	<i>Minnie Davis</i>	1		1	1														
48	<i>Colbertson Davis</i>	24	1		1		Farmer	9	1			2		15					
49	<i>Nancy Davis</i>	25		1	1														
50	<i>Betsy Davis</i>	5		1	1														
51	<i>Solomon Davis</i>	10	1		1														
52	<i>Salina William</i>	60		1	1		Farmer	2	2	5		16		40					
53	<i>Forbis William</i>	16	1		1														
54	<i>Phelin William</i>	14	1		1														
55	<i>Morris Green</i>	30	1		1		Farmer	4	7	15		5							
56	<i>Moony Green</i>	28		1	1														
57	<i>George Reid</i>	35	1			1			2	1									
58	<i>Peggy Reid</i>	30		1	1														<i>Chickasaw</i>
59	<i>Simon Reid</i>	6	1		1														
60	<i>Milton Reid</i>	2	1		1														
TOTALS			16	14	29	1		33	39	1	45	119		395					



NAMES.	AGE.	DESCRIPTION OF PERSONS					OCCUPATION.	LAND.		LIVE STOCK.					AGRICULTURAL PRODUCTS.				MISCELLANEOUS
		Male.	Female.	Indian.	White.	Colored.		Acres under Cultivation.	No. of Horses.	No. of Mules.	No. of Cattle.	No. of Sheep.	No. of Goats.	No. of Hogs.	No. Bales of Cotton.	No. Bushels of Corn.	No. Bushels of Wheat.	No. Bushels of Oats.	OTHER INFORMATION
61 Edmund Reid	3 <sup>mo</sup>	/	/																
62 Wade Hampton	53	/	/			Farmer	20	30	3	30		50		400					
63 Nancy Hampton	37		/	/															
64 Simon Hampton	24	/	/																
65 Lora Ella Hampton	10		/	/															
66 Jackson Hampton	4	/	/																
67 Evelyn Hampton	2		/	/															
68 Fanny Louis	35		/	/				3				10						Chickasaw	
69 Reuben Louis	5	/	/																
70 George Johnson	39	/	/			Farmer	45	3	30		30		250						
71 Mary Johnson	20 <sup>mo</sup>		/	/															
72 Wilmore Johnson	8	/	/																
73 Davis Login	41	/	/			Farmer	5	5			2		100						
74 Hayata Login	50		/	/															
75 Harlis Login	30	/	/																
76 Abel Worcester	52	/	/			Farmer	12	25	30	15	50		20					Chickasaw	
77 Elizabeth Worcester	25		/	/															
78 Alfred Worcester	8	/	/																
79 Simon Worcester	2	/	/																
80 Isham Picken	12	/	/																Orphan.
81 Thompson Picken	30	/	/			Farmer	8	6	4		20								
82 Sis Picken	10	/	/																
83 Nelson Picken	2	/	/																
84 Gilbert Picken	6	/	/																
85 Thompson Nail	25	/	/					2	3										
86 Louisa Nail	25		/	/															
87 Rhoda Nail	2		/	/															
88 Edeline Fyer	2		/	/															Orphan
89 Charley McCoy	44	/	/			Farmer	10	3	2		10		20						
90 Sige McCoy	34	/	/																
TOTALS		18	12	29	1		100	77	3	144	15	112	390						



Census of *Gaines* County,

Choctaw Nation, 1885

NAMES	DESCRIPTION OF PERSONS						OCCUPATION	LAND	LIVE STOCK						AGRICULTURAL PRODUCTS				MISCELLANEOUS
	AGE	Male	Female	Indian	White	Colored		Acres under Cultivation	No. of Horses	No. of Mules	No. of Cattle	No. of Sheep	No. of Goats	No. of Hogs	No. Bales of Cotton	No. Bushels of Corn	No. Bushels of Wheat	No. Bushels of Oats	OTHER INFORMATION
91 Davis McCoy	16	1																	
92 Louisa McCoy	13		1																
93 Simon McCoy	1	1																	
94 James Walker	13	1																	orphan
95 Elias Galipood	40	1							2										
96 Melisy Galipood	19		1																
97 Lily Galipood	4		1																
98 John Brown	58	1					Farmer	8	1	2					20				
99 Nancy Brown	14		1																
100 Elsie Chubbe	60	1					Farmer	20	11	10			40		150				
101 Sophie Elsie Chubbe	56		1																
102 Nancy Noel	4		1																orphan
103 Jimmy Noel	2		1																"
104 Silas Cobb	25	1																	
105 Sely Cobb	20		1																
106 Elsie Cobb	14		1																
107 James Pain	26	1					Farmer	7	3	1			10		20				
108 Winny Pain	25		1																
109 Nancy Pain	15		1																
110 Adon Holmes	30	1																	
111 Hycon Holmes	25		1																
112 Martin Holmes	3	1																	
113 Johnson Noel	30	1					Farmer	10	2				6		60				
114 Lucy Noel	38		1																
115 " Mary Noel	12		1																
116 Georgiana Noel	8		1																
117 Robinson Watson	25	1					No special Occupation												
118 Samuel James	34	1					Farmer	7	5	14			32		100				
119 Julian James	33		1																
120 John James	9	1																	
TOTALS		14	16	30				52	24	1	26		98		350				



Census of *Gaines* County,

Choctaw Nation, 1885.

NAMES.	DESCRIPTION OF PERSONS.						OCCUPATION.	LAND.		LIVE STOCK.						AGRICULTURAL PRODUCTS.			MISCELLANEOUS.
	AGE.	Male.	Female.	Indian.	White.	Colored.		Acres under Cultivation.	No. of Horses.	No. of Mules.	No. of Cattle.	No. of Sheep.	No. of Goats.	No. of Hogs.	No. Bales of Cotton.	No. Bushels of Corn.	No. Bushels of Wheat.	No. Bushels of Oats.	OTHER INFORMATION
121 Mary James	7		1	1															
122 David James	4	1																	
123 Ben James	mo-5	1																	
124 Robinson James	34	1					Farmer	20	3	30			60		150				
125 Lucy James	19		1		1														
126 Tom James	mo-6		1																
127 Emerson James	37	1					Farmer	50	5	2	125		150		600				
128 Mariella James	27		1		1														
129 Robert Anderson	31	1																	
130 Kazy Anderson	25		1		1				2		20	24	18	15					
131 Austborn Anderson	2	1																	
132 E. Luy Anderson	1		1																
133 Isreal Bejington	17	1																	
134 Sampson Anderson	29	1					Farmer	20	5	2	15	13	10		100				
135 Elizabeth Anderson	28		1																
136 Macky Anderson	6		1																
137 William Ishton abbe	18	1																	
138 Colbeit Anderson	36	1							1										Home with E. Anderson.
139 Phebi Anderson	20		1																
140 Robert Folsom	1	1																	
141 Sham Fletcher	52	1																	
142 Ben Fletcher	16	1																	
143 Jane Fletcher	14		1																
144 William Anderson	33	1					Farmer	8	4	5			28						
145 Thompson Anderson	10	1																	
146 Baky Anderson	10		1																
147 Lora, Ella, Anderson	3		1																
148 Ruthy Anderson	1		1																
149 Rogers Anderson	35	1					Farmer	10	2				20		130				
150 Peggy Anderson	50		1																Chick asow.
TOTALS		16	14	27	3			108	22	4	195	37	18	283		980			



Census of

*Gaines*

County,

Choctaw Nation, 1885

NAMES.	DESCRIPTION OF PERSONS.						OCCUPATION.	LAND.		LIVE STOCK.					AGRICULTURAL PRODUCTS.			MISCELLANEOUS.	
	AGE.	Male.	Female.	Indian.	White.	Colored.		Acres under Cultivation.	No. of Horses.	No. of Mules.	No. of Cattle.	No. of Sheep.	No. of Goats.	No. of Hogs.	No. Bales of Cotton.	No. Bushels of Corn.	No. Bushels of Wheat.	No. Bushels of Oats.	OTHER INFORMATION.
151 Bunny Anderson	10	1		1															
152 Liny Underwood	16		1	1				4											
153 Adelin Moore	17	1		1															
154 Arena Isham	14		1	1															
155 Frank Freeny	40	1		1			Farmer	6	3				34		35				
156 Mary Jane Freeny	38		1	1															
157 Thomas Freeny	19	1		1															
158 Grant Freeny Jr.	14	1		1															
159 David Jasper Freeny.	7	1		1															
160 Moriah Freeny	5		1	1															
161 Margarette Freeny	2		1	1															
162 Dave Scott	30	1		1			Farmer	3 1/2	1				30		30				
163 Josiah Reid	37	1		1			"	13	2	18			20		100				
164 Julianna Reid	14		1	1															
165 Moses William	36	1		1			"	12	4	80			40		10				
166 Lily William	30		1	1															
167 Leaston William	10	1		1															
168 Felix William	6	1		1															
169 Jefferson William	2	1		1															
170 Ben Watson	22	1		1															
171 Talatona	30		1	1			Farmer	6	13	20	30		40		20				
172 Ishtema hoke	40		1	1									4						
173 Joseph Haklotabe	33	1		1			Farmer	10	37	56	5		150		60				
174 Louisiana Haklotabe	28		1	1															
175 Cedeine Haklotabe	6		1	1															
176 Ben Haklotabe	4	1		1															
177 George Haklotabe	2	1		1															
178 John Adam	57	1		1			Farmer	33	4	3	11		15		80				
179 Fanny Adam	51		1	1															
180 Etty Hoeter	12		1	1						4			1						
TOTALS		17	13	30				83 1/2	68	181	46		364		375				



Census of *Gaines*

County,

Choctaw Nation, 1885

NAMES.	DESCRIPTION OF PERSONS.						OCCUPATION.	LAND.		LIVE STOCK.						AGRICULTURAL PRODUCTS.			MISCELLANEOUS.
	AGE.	Male.	Female.	Indian.	White.	Colored.		Acres under Cultivation.	No. of Horses.	No. of Mules.	No. of Cattle.	No. of Sheep.	No. of Goats.	No. of Hogs.	No. Bales of Cotton.	No. Bushels of Corn.	No. Bushels of Wheat.	No. Bushels of Oats.	OTHER INFORMATION
181 Willbura Foster	13	1		1															
182 Lizzie James	8		1	1						2			4						orphan
183 Amos McCain	10	1		1						1			4						"
184 Wilson Grazier	40	1		1			Farmer	9	6	10			50		100				
185 Missy Grazier	45		1	1															
186 Ned Grazier	24	1		1															
187 Colway Grazier	23	1		1															
188 Pasty Murrin	38		1	1									3						
189 Harris Murrin	13		1	1															
190 John W. Perry	30	1		1			Farmer	33	8	1	10	10		50		100			
191 Pelina Perry	30		1	1															
192 Wily Perry	2		1	1															
193 Anna Perry	1		1	1															
194 Bessie Smith	28		1	1					3										
195 Reuben Colbert	30	1		1															Home with J. Perry.
196 Antihkabe	50	1		1			Farmer	10	6		6	6	20		50				
197 Suky Antihkabe	29		1	1															
198 Minny Antihkabe	5		1	1															
199 Louisy Antihkabe	3		1	1															
200 Fanny Antihkabe	went		1	1															
201 Gartin Gilman	12	1		1															
202 Remy Gilman	16	1		1															
203 Siby Gilman	11		1	1															
204 Moses Dyer	40	1		1			Farmer	12	4				20		50				
205 Mary Dyer	30		1	1															
206 Silas Pesahambe	21	1		1			"	8	4		5		7		80				
207 Susan Pisahambe	24		1	1															
208 Bety Pisahambe	4		1	1															
209 Klisty Pisahambe	2		1	1															
210 Pesahambe	50	1		1									2						
TOTALS		13	17	30				92	31	1	34	16	160		350				



Census of *Gaines* County,

Choctaw Nation, 1885

NAMES.	AGE.	DESCRIPTION OF PERSONS.					OCCUPATION.	LAND.		LIVE STOCK.						AGRICULTURAL PRODUCTS.			MISCELLANEOUS.
		Male.	Female.	Indian.	White.	Colored.		Acres under Cultivation.	No. of Horses.	No. of Mules.	No. of Cattle.	No. of Sheep.	No. of Goats.	No. of Hogs.	No. Bales of Cotton.	No. Bushels of Corn.	No. Bushels of Wheat.	No. Bushels of Oats.	OTHER INFORMATION
211 John Pickin	26	1		1			Farmer	12	2					50		200			
212 Peggy Pickin	40		1	1															
213 Isaac McLish	29	1		1			Farmer	6	3				20		25				
214 Ellen McLish	20		1	1															
215 Buddy McLish	4		1	1															
216 Louisa McLish	2		1	1															
217 Henry Ward	12	1		1															
218 William Foster	19	1		1															
219 Harmon Nail	39	1		1					2				20						
220 Elize Nail	13		1	1															
221 Peter Nail	17	1		1															
222 Jesse Wall	30	1		1			Farmer	1/2					10		20				
223 Nancy Wall	20		1	1															
224 Johnson Wall	9	1		1															
225 Gibson Wall	7	1		1															
226 Jefferson Wall	3	1		1															
227 Jacob Wall	1	1		1															
228 Elizabeth Garvin	20		1	1															
229 Louis Garvin	4	1		1															
230 Juletona Wall	60		1	1															
231 Isaac Wilkin	25	1		1			Farmer	1					7		150				
232 Liny Wilkin	35		1	1															
233 Gilbert Roke	9	1		1															
234 Amos William	28	1		1			Farmer	8	2	2		30		100					
235 Lucy William	30		1	1															
236 Sarah Albison	16		1	1															
237 John Kinney	60	1		1			Farmer	15							40				Orphan
238 Nowa yake King	40		1	1															
239 Sampson King	19	1		1															
240 Billie Kinney	16		1	1															
TOTALS		18	12	30				42 1/2	9	2			137		585				



Census of *Gaines*

County,

Choctaw Nation, 1885.

NAMES.	DESCRIPTION OF PERSONS.						OCCUPATION.	LAND.	LIVE STOCK.						AGRICULTURAL PRODUCTS.			MISCELLANEOUS.	
	AGE.	Male.	Female.	Indian.	White.	Colored.		Acres under Cultivation.	No. of Horses.	No. of Mules.	No. of Cattle.	No. of Sheep.	No. of Goats.	No. of Hogs.	No. Bales of Cotton.	No. Bushels of Corn.	No. Bushels of Wheat.	No. Bushels of Oats.	OTHER INFORMATION
241	<i>Jens Kinney</i>	14	1		1														
242	<i>Isabel Kinney</i>	7		1	1														
243	<i>Jackson Kinney</i>	3	1		1														
244	<i>Kanall Chubbe</i>	70	1		1		<i>Farmer</i>	3	3	2		10		30					
245	<i>Sarah Kanall Chabe</i>	16		1	1														
246	<i>Hootimaijona</i>	50		1	1														
247	<i>Jonas William</i>	13	1		1		<i>No. Special Occupa-</i>												
248	<i>Cetny William</i>	9		1	1														
249	<i>Princy William</i>	7		1	1														
250	<i>Sally William</i>	3		1	1														
251	<i>Lizza Nail</i>	13		1	1														
252	<i>Siphon Thompson</i>	30	1		1		<i>Farmer</i>	20	3	7		15		80					
253	<i>Ellen Thompson</i>	40		1	1														
254	<i>Phillip Thompson</i>	10	1		1														
255	<i>Liddy James</i>	7		1	1														
256	<i>Hoyuki</i>	8		1	1				3	2		8							
257	<i>Daisy Self</i>	14		1	1														
258	<i>Frank Pope</i>	15	1		1														
259	<i>Walter Jackson</i>	25	1		1		<i>Farmer</i>	3	2			3		10					
260	<i>Albert Jackson</i>	8	1		1														
261	<i>Gilbert Anderson</i>	22	1		1		<i>No Special occup</i>		2										
262	<i>Bill Anderson</i>	26	1		1		<i>Farmer</i>	6	35	15		12		80					
263	<i>Olga Anderson</i>	50		1	1				30	31	20	2	20						
264	<i>Andil Anderson</i>	40	1		1		<i>Farmer</i>	8	15	3		60		100					
265	<i>Elcian Anderson</i>	31		1	1														
266	<i>Sare Anderson</i>	10	1		1														
267	<i>Lily Anderson</i>	6		1	1														
268	<i>Anna Anderson</i>	1 <sup>mo</sup>		1	1														
269	<i>Colias Colbat</i>	19	1		1			1											<i>Home with A. Anderson</i>
270	<i>Siry King</i>	20		1	1			6	5			20							
TOTALS			14	16	30			40	100	65	20	2	148	300					



Census of *James* County,

Choctaw Nation, 1885

NAMES.	AGE.	DESCRIPTION OF PERSONS.					OCCUPATION.	LAND.		LIVE STOCK.					AGRICULTURAL PRODUCTS.			MISCELLANEOUS.	
		Male.	Female.	Indian.	White.	Colored.		Acres under Cultivation.	No. of Horses.	No. of Mules.	No. of Cattle.	No. of Sheep.	No. of Goats.	No. of Hogs.	No. Bales of Cotton.	No. Bushels of Corn.	No. Bushels of Wheat.	No. Bushels of Oats.	OTHER INFORMATION
271	<i>Ye cumuh Moore</i>	34	1		1				6		6			20					
272	<i>Selina Moore</i>	31		1	1														
273	<i>Allen Moore</i>	14	1		1														
274	<i>Willy Moore</i>	11	1		1														
275	<i>Pelina Moore</i>	8		1	1														
276	<i>William Blue</i>	48	1		1		<i>Farmer</i>	11	4		10			60	100				
277	<i>William Blue Jr.</i>	14	1		1														
278	<i>Edeline Blue</i>	9		1	1														
279	<i>George Blue</i>	6	1		1														
280	<i>Silas M. Garland</i>	26	1		1		<i>No Special Occu-</i>		24		18	11		12					
281	<i>Susan M. Garland</i>	40		1	1														
282	<i>Robert White</i>	7	1		1														
283	<i>Leviy Beams</i>	17		1	1														
284	<i>John Grayson</i>	49	1		1		<i>Farmer</i>	4	8		15	24		30	30				
285	<i>Emeline Grayson</i>	60		1	1														
286	<i>Cornelius James</i>	10	1		1														
287	<i>Tobias Pope</i>	28	1		1		<i>Farmer</i>	7							60			<i>Orphan</i>	
288	<i>My Pope</i>	30		1	1														
289	<i>Macl Pope</i>	6	1		1														
290	<i>Albert Jefferson</i>	10	1		1														<i>Orphan</i>
291	<i>Jesse Thomas</i>	13	1		1														
292	<i>Finny Thomas</i>	12		1	1														
293	<i>Jackson James</i>	23	1		1		<i>Farmer</i>	8	2		6	10		40	100				
294	<i>Isabel James</i>	22		1	1														
295	<i>Wey James</i>	4		1	1														
296	<i>Joshua James</i>	1	1		1														
297	<i>Macl Colbert</i>	22	1		1		<i>Farmer</i>	3	1					5					
298	<i>Suky Colbert</i>	40		1	1														
299	<i>Lily James</i>	17		1	1														
300	<i>Ben James</i>	16	1		1														
TOTALS		18	12	30				33	45		55	45		167	290				



Census of *Gaines* County,

Choctaw Nation, 1885

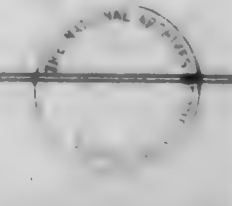
NAMES.	DESCRIPTION OF PERSONS.						OCCUPATION.	LAND.	LIVE STOCK.					AGRICULTURAL PRODUCTS.				MISCELLANEOUS.	
	AGE.	Male.	Female.	Indian.	White.	Colored.		Acres under Cultivation.	No. of Horses.	No. of Mules.	No. of Cattle.	No. of Sheep.	No. of Goats.	No. of Hogs.	No. Bales of Cotton.	No. Bushels of Corn.	No. Bushels of Wheat.	No. Bushels of Oats.	OTHER INFORMATION
301 Micy James	20		1	1															
302 Susal James	9	1		1															
303 Mrs. Hefstakin take	60		1	1						30			30						
304 <del>Grant</del> Hampton	7	1		1															
305 Simon Wade	29	1		1			Farmer	25	20	2			30		100				
306 Amy Wade	32		1	1															
307 Ely Wade	6	1		1															
308 Wilson Frazier	11	1		1															
309 Eastman Wade	22	1		1															
310 Nicholas Purley	50	1		1				4					12						
311 Eloy Purley	38		1	1															
312 Ben Purley	19	1		1															
313 Gabriel Purley	14	1		1															
314 Sion Purley	13		1	1															
315 Holly Purley	12		1	1															
316 Nancy Purley	10		1	1															
317 Sittin Purley	8		1	1															
318 Meliny Purley	5		1	1															
319 Adam Thompson	30		1	1			Farmer	10	1	3	30		10		50				Chickasaw.
320 Vernellia Thompson	25		1	1															
321 Colbison Thompson	13	1		1															
322 Francis Thompson	9		1	1															
323 Winy Thompson	7		1	1															
324 Sally Thompson	5		1	1															
325 Solomon Thompson	4	1		1															
326 Katy Thompson	mo		1	1															
327 James Kinney	25	1		1			No Special Occ.						35						
328 Eliza Kinney	21		1	1															
329 John Kinney	1	1		1															
330 Sally Jackson	35		1	1															
TOTALS		13	17	30				35	31	2	33	30	117		150				



NAMES	DESCRIPTION OF PERSONS						OCCUPATION	LAND	LIVE STOCK						AGRICULTURAL PRODUCTS			MISCELLANEOUS	
	AGE	Male	Female	Indian	White	Colored		Acres under Cultivation	No. of Horses	No. of Mules	No. of Cattle	No. of Sheep	No. of Goats	No. of Hogs	No. Bales of Cotton	No. Bushels of Corn	No. Bushels of Wheat	No. Bushels of Oats	OTHER INFORMATION
331	<i>Willy Jackson</i>	13		1	1														
332	<i>Nancy Jackson</i>	10		1	1														
333	<i>Sophie Jackson</i>	22		1	1														
334	<i>Isham Webster</i>	38	1		1		<i>Farmer</i>	6	8	11			30	100					
335	<i>Louisa Webster</i>	38		1	1														
336	<i>Easter Brazier</i>	16		1	1														
337	<i>Sam Jefferson</i>	15		1	1														
338	<i>Sam Anderson</i>	33	1		1		<i>Farmer</i>	1	1	2			2						
339	<i>Rhod Anderson</i>	20		1	1														
340	<i>Alice Anderson</i>	1		1	1														
341	<i>John B. Garner</i>	28	1		1		<i>Farmer</i>	12	8	20			70	60					<i>Citizen by intermarriage</i>
342	<i>Fanny Garner</i>	23		1	1														
343	<i>Eddie Garner</i>	2	1		1														
344	<i>Daniel Garner</i>	1 <sup>mo</sup>	1		1														
345	<i>William A. Bope</i>	27	1		1		<i>Farmer</i>	11	12	20			15	80					<i>Citizen by intermarriage</i>
346	<i>Gillis Bope</i>	30		1	1														
347	<i>Sweeney Hampton</i>	30	1		1				7	2	20		40						
348	<i>Winnie Hampton</i>	28		1	1														
349	<i>John Hampton</i>	10 <sup>mo</sup>	1		1														
350	<i>Simon James</i>	36	1		1														
351	<i>Florence James</i>	16		1	1														
352	<i>John D. Denton</i>	36	1		1		<i>Farmer</i>	30	10	30			30						
353	<i>Margrette C. Denton</i>	26		1	1														
354	<i>Mattie C. Denton</i>	10		1	1														
355	<i>Nancy Isabel Denton</i>	5		1	1														
356	<i>Janus Denton</i>	3	1		1														
357	<i>Scott Utah</i>	30	1		1		<i>Farmer</i>	15	10	15			20	40					
358	<i>Sally Utah</i>	28		1	1														
359	<i>Alex Thompson</i>	7	1		1														
360	<i>Lery Utah</i>	4	1		1														
TOTALS.			14	16	26	4		25	56	2	118		477	257					



NAMES.	DESCRIPTION OF PERSONS.						OCCUPATION.	LAND.		LIVE STOCK.						AGRICULTURAL PRODUCTS.				MISCELLANEOUS.
	AGE.	Male.	Female.	Indian.	White.	Colored.		Acres under Cultivation.	No. of Horses.	No. of Mules.	No. of Cattle.	No. of Sheep.	No. of Goats.	No. of Hogs.	No. Bales of Cotton.	No. Bushels of Corn.	No. Bushels of Wheat.	No. Bushels of Oats.	OTHER INFORMATION	
361. Edy Ulah	1	1		1																
362 Sarah Ulah	1		1																	
363 Chaionabe	35	1		1																
364 Sheat Nelson	25	1		1																
365 Lizzie Nelson	3		1																	
366 Deham Louis	38	1		1																
367 Emeline Louis	27		1																	
368 Overton Louis	11	1		1																
369 Cornelia J. Louis	9		1																	
370 Henderson Louis	7	1		1																
371 Emma Louis	6		1																	
372 Wm Franklin Louis	4	1		1																
373 Sarah Loring	29		1																	
374 Lucy Loring	1		1																	
375 Dave Thomas	25	1		1																
376 Dickson Nelson	35	1		1																
377 Marian Nelson	40		1																	
378 Jesse Anderson	15	1		1																
379 Lewin Murphy	23	1		1																
380 Bessie Murphy	20		1																	
381 Charles Murphy	7	1		1																
382 Kateen Murphy	1	1		1																
383 Susan McGilberry	12		1																	
384 Frank James	5	1		1																
385 Lisy James	7		1																	
386 John R. James	30	1		1																
387 Jane James	19		1																	
388 Frank Taylor	31	1		1																
389 Susan Taylor	27		1																	
390 Emeline Taylor	1		1																	
TOTALS		16	14	30			100	33	3	122	38	2	344		560					





NAMES.	AGE.	DESCRIPTION OF PERSONS.					OCCUPATION.	LAND.		LIVE STOCK.						AGRICULTURAL PRODUCTS.				MISCELLANEOUS.
		Male.	Female.	Indian.	White.	Colored.		Acres under Cultivation.	No. of Horses.	No. of Mules.	No. of Cattle.	No. of Sheep.	No. of Goats.	No. of Hogs.	No. Bales of Cotton.	No. Bushels of Corn.	No. Bushels of Wheat.	No. Bushels of Oats.	OTHER INFORMATION.	
391 Albert Pusley	37	1		1			Farmer	3	3				30		5					
392 Francis Pusley	7		1	1																
393 Jane Pusley	4		1	1																
394 Joe C. C.	25	1		1			<del>Farmer</del> Special Occupa	5												
395 James Taylor	34	1		1			Farmer	20	8	20			40		50					
396 Louisa Taylor	42		1	1																
397 Douglas C. C.	14		1	1																
398 Emeziak Brazier	10	1		1																
399 Absalom Taylor	7	1		1																
400 Julius Taylor	1	1		1																
401 Calvin Pusley	49	1		1			Farmer	12	9	2	30		20		50					
402 Nancy Pusley	80		1	1																
403 Adam Pusley	19	1		1																
404 Silas Pusley	12	1		1																
405 Edward Pusley	10	1		1																
406 Simon Pusley	6	1		1																
407 Joshua Pusley	4	1		1																
408 Leanos Pusley	1	1	1	1																
409 Emma Pusley	14		1	1																
410 Thomas Taylor	36	1		1			Farmer	13	4		1		50		25					
411 Louisa Taylor	38		1	1																
412 Wilburn Taylor	14	1		1																
413 Walton Taylor	7	1		1																
414 Joseph Taylor	4	1		1																
415 Nancy Paxton	16		1	1																
416 Jency Adam	1		1	1																
417 Mike Hicks	38	1		1			Farmer	10	2	2	2		5		10					
418 Phoebe Hicks	33		1	1																
419 Sillis Willis	15		1	1																
420 Willis Hawkin	1		1	1																
TOTALS		17	18	30				83	26	2	2		145		130					



15 Census of *Gaines* County,

Choctaw Nation, 1885

NAMES	AGE	DESCRIPTION OF PERSONS					OCCUPATION	LAND		LIVE STOCK						AGRICULTURAL PRODUCTS			MISCELLANEOUS
		Male	Female	Indian	White	Colored		Acres under Cultivation	No. of Horses	No. of Mules	No. of Cattle	No. of Sheep	No. of Goats	No. of Hogs	No. Bales of Cotton	No. Bushels of Corn	No. Bushels of Wheat	No. Bushels of Oats	OTHER INFORMATION
421 Simon Taylor	25	1		1			Farmer	3	3				50		6				
422 Elizabeth Taylor	20		1	1															
423 Solomon Taylor	3	1		1															
424 Aaron Taylor	1	1		1															
425 Catherine	20	1		1			Farmer	10	32	50		50		75					
426 Betty Taylor	30		1	1				10	32	50		50		75					
427 Charly Taylor	15	1		1															
428 Wilkin Taylor	12	1		1															
429 Lucy Taylor	7		1	1															
430 Bruney Taylor	4		1	1															
431 Sally Taylor	28		1	1					7		7		14						
432 Edmund Hawlin	36	1		1			Farmer	3	3										
433 Susan Hawlin	20		1	1															
434 Logan Hawlin	14	1		1															
435 Jimpson Hawlin	10	1		1															
436 Amy Hawlin	4		1	1															
437 Grayham Harvy	24	1		1			Farmer	1	3	3	3		3						
438 Ellen Harvy	26		1	1															
439 Willy Harvy	2	1		1															
440 Jonas Harvy	5	1		1															
441 Urspon Letobe	39	1		1			Farmer	6	5	8	28		5						
442 Ishtemalake Letobe	50		1	1															
443 Jimmy Willis	30		1	1															
444 Leon Willis	7	1		1															
445 Thompson Collin	30	1		1			Farmer	5	2	2		2		50					
446 Minny Collin	25		1	1															
447 George Brown	23	1		1					3	6		25							
448 Sally Collin	49		1	1			Farmer	20	6	1	10	10	5						
449 Lily Collin	20		1	1					1	2									
450 Dickson Willis	4	1		1															
TOTALS		12	13	30				52	65	1	98	41	154	181					



NAMES.	AGE.	DESCRIPTION OF PERSONS.					OCCUPATION.	LAND.	LIVE STOCK.					AGRICULTURAL PRODUCTS.				MISCELLANEOUS.	
		Male.	Female.	Indian.	White.	Colored.		Acres under Cultivation.	No. of Horses.	No. of Mules.	No. of Cattle.	No. of Sheep.	No. of Goats.	No. of Hogs.	No. Bales of Cotton.	No. Bushels of Corn.	No. Bushels of Wheat.	No. Bushels of Oats.	OTHER INFORMATION
451	Desiah Collin	17	1		1														
452	Phelin Collin	15	1		1														
453	Amy Collin	12		1	1														
454	Simpson Collin	9	1		1														
455	Barnes Collin	6	1		1														
456	Phillip Paxton	21	1		1		No Special Occu												
457	Susan Paxton	10		1	1														
458	Eastman Loman	26	1		1					2		15							Chickasaw
459	Sally Loman	19		1	1														
460	Kissy Loman	1		1	1														
461	Barn Seely	30	1		1		Farmer	6	3	30		30		160					Chickasaw
462	Susie Seely	30		1	1														
463	James Seely	9	1		1														
464	Billie Seely	7		1	1														
465	Loman Seely	5	1		1														
466	Loma	56	1		1		Farmer	8	2			20		100					Chickasaw
467	Mary Loman	56		1	1														
468	Charley Louis	9	1		1														
469	James Brown	30	1		1		Farmer	20	16	1	30		25						
470	Agnis Brown	34		1	1														
471	Mellon Brown	7	1		1														
472	George Brown	6	1		1														
473	Brunette Brown	7		1	1														
474	Milinda Wright	14		1	1														
475	Sarah Wright	12		1	1														
476	Levi Seely	60	1		1														Chickasaw
477	Mary Jones	8		1	1														
478	Phillip Carney	5	1		1														
479	Newton Brown	30	1		1		Farmer	8	10	4		50		50					
480	Lizzie Brown	25		1	1														
TOTALS		17	13	30				42	31	1	66		140		310				



17 Census of *Gaines* County,

Choctaw Nation, 1885

NAMES.	AGE.	DESCRIPTION OF PERSONS.					OCCUPATION.	LAND.		LIVE STOCK.					AGRICULTURAL PRODUCTS.				MISCELLANEOUS.
		Male.	Female.	Indian.	White.	Colored.		Acres under Cultivation.	No. of Horses.	No. of Mules.	No. of Cattle.	No. of Sheep.	No. of Goats.	No. of Hogs.	No. Bales of Cotton.	No. Bushels of Corn.	No. Bushels of Wheat.	No. Bushels of Oats.	OTHER INFORMATION
481 Gibson Brown	6	1		1															
482 Abel Brown	1	1		1															
483 Ameriah McElish	30	1		1		Farmer	1	3				4		40					
484 Etlin McElish	37		1	1															
485 Sander McElish	7	1		1															
486 Reason McElish	5	1		1															
487 Moses Willis	27	1		1		Farmer	6	3				5		30					
488 Francis Willis	20		1	1															
489 Bishop King	30		1	1															
490 Charleston	30	1		1				4				10							
491 Sarah Charleston	20		1	1															
492 Sam Charleston	12	1		1															
493 Lily Charleston	7		1	1															
494 Louisiana Charleston	6		1	1															
495 Mimmy Charleston	1		1	1															
496 Aaron William	39	1		1		Farmer	3	2	2										
497 Asen William	20		1	1															
498 Manda William	4		1	1															
499 Betty William	49		1	1		Farmer	2	6	8										
500 Jackson Hicks	22	1		1		No. Special occu		1											
501 Thompson Cass	38	1		1		Farmer	5							10					
502 Gizzie Cass	30		1	1															
503 Warton Pain	28	1		1		Farmer	8	2				3		30					
504 Martha Pain	25		1	1															
505 Jinsy Pain	14		1	1															
506 Impron Pain	12	1		1															
507 Molly Austin	60		1	1		Farmer	100	9	2	100		30		1000					
508 Isham Christy	25	1		1			10	2	3			20		20					
509 Mattie Webster	16		1	1				2	30										Indian
510 Harriette Austin	7		1	1				2	30			20							"
TOTALS		14	16	30				135	36	2	173		92	1030					



NAMES.	AGE.	DESCRIPTION OF PERSONS.					OCCUPATION.	LAND.		LIVE STOCK.					AGRICULTURAL PRODUCTS.			MISCELLANEOUS.	
		Male.	Female.	Indian.	White.	Colored.		Acres under Cultivation.	No. of Horses.	No. of Mules.	No. of Cattle.	No. of Sheep.	No. of Goats.	No. of Hogs.	No. Bales of Cotton.	No. Bushels of Corn.	No. Bushels of Wheat.	No. Bushels of Oats.	OTHER INFORMATION
511 John Paxton	50	1		1				12	1								50		
512 Alahoma Paxton	55		1	1															
513 Phillip Paxton	23	1		1															
514 Joseph Paxton	15	1		1															
515 Ely Paxton	12	1		1															
516 John Jones	34	1		1															
517 Sottie Jones	33		1	1															
518 Nancy Jones	14		1	1															
519 Isabel Jones	6		1	1															
520 Ben Jones	5	1		1															
521 Henry Jones	3	1		1															
522 Wicky Willis	11		1	1															
523 Sarah Cooper	47		1	1					2				40						
524 Douglass Cooper	19	1		1															
525 Andrew J. Cooper	17	1		1															Home and Mrs. S. Cook
526 Hattie Cooper	15		1	1															
527 Joseph Cooper	13	1		1															
528 Charley Cooper	10	1		1															
529 George W. Riddle	42	1		1			Farmer	100	16	4	400	3	200	5-25					
530 Elverine Riddle	31		1	1															
531 Andrew J. Riddle	15	1		1															
532 Virginia E. Riddle	16		1	1															
533 Susan F. Riddle	13		1	1															
534 George E. Riddle	7	1		1															
535 Richard R. Riddle	6	1		1															
536 John W. Riddle	2	1		1															
537 Edmund N. Riddle	8	1		1															
538 Simon Abitika	30	1		1			Farmer	12	2	1		1							Chickasaw
539 Lucinda Abitika	45		1	1															
540 Eddie Abitika	8	1		1															
TOTALS	19	11	29	1				124	27	11	401	3	291	5-25					



17 Census of *Chambers* County,

Choctaw Nation, 1885

NAMES.	AGE.	DESCRIPTION OF PERSONS.					OCCUPATION.	LAND.		LIVE STOCK.					AGRICULTURAL PRODUCTS.				MISCELLANEOUS.
		Male.	Female.	Indian.	White.	Colored.		Acres under Cultivation.	No. of Horses.	No. of Mules.	No. of Cattle.	No. of Sheep.	No. of Goats.	No. of Hogs.	No. Bales of Cotton.	No. Bushels of Corn.	No. Bushels of Wheat.	No. Bushels of Oats.	OTHER INFORMATION
541 Edmund Abetka	12	1		1															
542 Willy Abetka	7	1		1															
543 William Carney	30	1		1		Farmer	9	7	4				30	70					
544 Eliza Carney	40		1	1															
545 Simon Hancock	16	1		1															
546 Susinda Hancock	13		1	1															
547 Nancy Hancock	9		1	1															
548 Israel Hancock	7	1		1															
549 Sisy Hancock	11		1	1															
550 Joseph James	30	1		1		Farmer	14	3	60				30	90					
551 Phebe James	19		1	1															
552 Collin James	7	1		1															
553 Charles Wright	50	1		1		Farmer	10	3					6	50					
554 Jannahoye Wright	30		1	1															
555 Harry Wright	16	1		1															
556 Albert Choate	23	1		1		Farmer		3	2										
557 Lily Choate	20		1	1															
558 Johnson Parker	39	1		1		Farmer	20	2	5				30	200					
559 Susan Parker	37		1	1															
560 Francis Barker	9		1	1															
561 Kaniotabe	60	1		1		Farmer	40	4	2	500	4	30	500						crphan
562 Lelile Kaniyutabe	65		1	1				2	6			5							
563 Morris Wall	26	1		1		Farmer	1							50					
564 Cornelius Washington	55	1		1		"	4 1/2	4	5	8		10	50						
565 Malissi Washington	35		1	1															
566 Sisy Washington	8		1	1															
567 Forbis Hampton	40	1		1		Farmer	15	10	2	50	60	20	30						
568 Jimmy Hampton	35		1	1															
569 George Hampton	10	1		1															
570 Sisy Hampton	6		1	1															
TOTALS		16	14	30				113 1/2	38	6	630	68	4	161	1060				



DESCRIPTION OF PERSONS.							LAND.	LIVE STOCK.					AGRICULTURAL PRODUCTS.				MISCELLANEOUS.		
NAMES.	AGE.	Male.	Female.	Indian.	White.	Colored.	OCCUPATION.	Acres under Cultivation.	No. of Horses.	No. of Mules.	No. of Cattle.	No. of Sheep.	No. of Goats.	No. of Hogs.	No. Bales of Cotton.	No. Bushels of Corn.	No. Bushels of Wheat.	No. Bushels of Oats.	OTHER INFORMATION
571	Winton Hampton	5	1	1															
572	Nelly Hampton	1	1	1															
573	Pickman Nail	30	1	1			No special oc- Farmer	1						30					
574	Simpson Harrison	25	1	1				5			15			15		40			
575	Narcis Harrison	30	1	1															
576	Robert Harrison	7	1	1															
577	Login Harrison	5	1	1															
578	George McElish	60	1	1					3					50					
579	Jackson Colbert	30	1	1			Farmer	8	3		2	15		10		50			
580	Mrs Colbert	35	1	1															
581	Sam Colbert	14	1	1															
582	Haudes King	20	1	1										14					
583	Betsy Oblison	17	1	1															
584	Robert Tetawa	34	1	1			Farmer	6	3					20					Part brick
585	Lizzie Tetawa	25	1	1															
586	Jompson Jones	50	1	1			Farmer	150	4		6			100		100			
587	Frank Jones	13	1	1															
588	Austin Lefton	30	1	1		1													
589	Lucy Lefton	20	1	1							1			30					
590	Sam Jones	25	1	1															
591	Betsy Jones	20	1	1															
592	Babe Jones	7	1	1															
593	Robert Jones	4	1	1															
594	Abner Pusley	38	1	1			Farmer	40	9	2	50	35		60		100			
595	Emily Pusley	30	1	1															
596	Wills Milkin	5	1	1															
597	Jonas Durant	30	1	1			Farmer	20	15		50			50		60			
598	Nelly Durant	22	1	1															
599	Abel Wesley	30	1	1			Farmer	6	8	1	7			12		50			Chickasaw
600	Pauly Wesley	22	1	1															
TOTALS			20	10	29	1		236	45	3	131	50		421		430			



21 Census of *Garnis* County,

Choctaw Nation, 1885

DESCRIPTION OF PERSONS.							LAND.	LIVE STOCK.					AGRICULTURAL PRODUCTS.			MISCELLANEOUS.			
NAMES	AGE.	Male.	Female.	Indian.	White.	Colored.	OCCUPATION.	Acres under Cultivation.	No of Horses.	No of Mules.	No of Cattle.	No of Sheep.	No of Goats.	No of Hogs.	No. Bales of Cotton.	No. Bushels of Corn.	No. Bushels of Wheat.	No. Bushels of Oats.	OTHER INFORMATION
601	Lusiana Wesley	2	1	1															
602	Elijah Wesley	8	1	1															
603	Sarah Paxton	40	1	1															
604	Gabriel Paxton	1 <sup>year</sup>	1	1															
605	Thomas Jefferson	30	1	1			Farmer	1	3					6		30			
606	Sarah Jefferson	35	1	1															
607	Liny Jefferson	4	1	1															
608	Wicy Jefferson	3	1	1															
609	Manda Holabe	55	1	1			Farmer	24	20	2	20	3		40		50			
610	Amos Bond	11	1	1															
611	Mulsey James	21	1	1			Farmer	12	2					30					
612	Mary James	21	1	1															
613	Jacob James	1	1	1															
614	Davidson Harvey	23	1	1			Farmer	4	2	1	5			55		50			
615	Bally Harvey	17	1	1															
616	Agnis Harvey	1 <sup>year</sup>	1	1															
617	James Griffith	20	1	1			Farmer	45	2		24			50		400		50	
618	Wilson Massie	30	1	1			"	20	6	2	30			50					
619	Martha Massie	30	1	1															
620	Sophie Massie	13	1	1															
621	Josephine Massie	12	1	1															
622	Sabathy Massie	5	1	1															
623	Oliver Massie	11	1	1															
624	Babe Massie	2 <sup>years</sup>	1	1															
625	Cooper Nelson	16	1	1															
626	Richard R. Jennings	31	1	1			Farmer	20	11		10			30	6				
627	Fizzie Jennings	23	1	1															
628	James E. Jennings	7	1	1															
629	Richard Jennings Jr.	5	1	1															
630	Nathanil Jennings	3	1	1															
TOTALS								126	46	5	109	3		281	6	530		50	

13 16 29



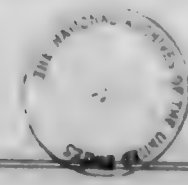
DESCRIPTION OF PERSONS.							LAND.	LIVE STOCK.					AGRICULTURAL PRODUCTS.			MISCELLANEOUS.			
NAMES.	AGE.	Male.	Female.	Indian.	White.	Colored.	OCCUPATION.	Acres under Cultivation.	No. of Horses.	No. of Mules.	No. of Cattle.	No. of Sheep.	No. of Goats.	No. of Hogs.	No. Bales of Cotton.	No. Bushels of Corn.	No. Bushels of Wheat.	No. Bushels of Oats.	OTHER INFORMATION
631 Robert Kanorway	25	1		1			Farmer	30	10	1	6			5	1 1/2	20			Creek
632 Mary Kanorway	28		1	1															
633 Jemmy Kanorway	8		1	1															
634 Souda Kanorway	6		1	1															
635 Amy Kanorway	1		1	1															
636 Alex	24	1					Farmer	5	1	1	3			3		65			
637 Shokichi chi	24		1	1															
638 Jimmy Alex	11		1	1															
639 Sally Alex	7		1	1															
640 Holubbee	110	1		1			Farmer	5	6		3			10	1	40			
641 Stebe	12	1		1															
642 Jimmy	10	1		1															
643 William	4	1		1															
644 John Jenkins	28	1			1				2					30					citizen by marriage.
645 Manda Jenkins	17		1	1															
646 Albert Jenkins	18	1		1															
647 Allie Munn	16		1	1															
648 Lucy Munn	13		1	1															
649 B. F. Standley	48	1		1			Farmer	70	3	1	8			25	5	500			
650 Silvy Standley	35		1		1														
651 Hampton Standley	13	1		1															
652 Albert Standley	11	1		1															
653 Ida Standley	9		1	1															
654 Jacob Standley	15	1		1															
655 James Standley	6	1		1															
656 Ada Standley	3		1	1															
657 Ephraim Standley	3	1		1															
658 Hugh Cowen	35	1		1			Farmer	4	1		1			9	2 1/2				
659 Rose Cowen	30		1	1															
660 Tommy Cowen	10	1		1															
TOTALS		16	14	28	1	1		114	26	3	21			82	10	670			



		DESCRIPTION OF PERSONS.						LAND.		LIVE STOCK.					AGRICULTURAL PRODUCTS.				MISCELLANEOUS.
NAMES.	AGE.	Male.	Female.	Indian.	White.	Colored.	OCCUPATION.	Acres under Cultivation.	No. of Horses.	No. of Mules.	No. of Cattle.	No. of Sheep.	No. of Goats.	No. of Hogs.	No. Bales of Cotton.	No. Bushels of Corn.	No. Bushels of Wheat.	No. Bushels of Oats.	OTHER INFORMATION
661 Susan Cowen	7		1	1															
662 Vernelia Cowen	3		1	1															
663 Justin Cowen	1	1																	
664 John C Daniel	28	1				Farmer	3	1						3		25			
665 Thomas Davis	12	1																	
666 Dual Holson	10	1																	
667 Natemah	25		1	1															
668 Sally Daniel	25		1	1															
669 Willis Hardeman	28	1																	
670 Melinda Hardeman	15		1	1															6000
671 Hannah Fely	20		1	1		Farmer	10	20	2	30				20	1 1/2	50	8		"
672 Wm Synoga	22	1				Farmer	15	15		10				30					"
673 Sally Fely	5		1	1															"
674 Kirby Synoga	9		1	1															"
675 Simon Synoga	7	1																	"
676 Kanorway	45	1				Farmer	16	5		6				1	1 1/2	100			"
677 Leah Kanorway	25		1	1															"
678 Albert Kanorway	3	1																	"
679 Jovina Kanorway	5		1	1															"
680 Robert Grayson	32	1							11	50				30					"
681 Lucy Grayson	25		1	1															"
682 Johnson Grayson	7	1																	"
683 Mariah Grayson	5		1	1															"
684 Johnson Kanorway	21	1								3	25								"
685 Anna Kanorway	17		1	1															"
686 Simon Nelson	40	1				Farmer	10	10	2	20				50		150			"
687 Rebecca Nelson	33		1	1															"
688 Jackson Nelson	16	1																	"
689 George Nelson	15	1																	"
690 Simon Nelson	9	1																	"
TOTALS		15	15	29	1	1		54	58	7	171	25		134	2 3/4	355	8		



NAMES.	AGE.	DESCRIPTION OF PERSONS.					OCCUPATION.	LAND.		LIVE STOCK.					AGRICULTURAL PRODUCTS.					MISCELLANEOUS.	
		Male.	Female.	Indian.	White.	Colored.		Acres under Cultivation.	No. of Horses.	No. of Mules.	No. of Cattle.	No. of Sheep.	No. of Goats.	No. of Hogs.	No. Bales of Cotton.	No. Bushels of Corn.	No. Bushels of Wheat.	No. Bushels of Oats.	OTHER INFORMATION		
691	Sadalia Pitchlyna	7	1	1																	
692	Emma Pitchlyna	6	1	1																	
693	Louisa Pitchlyna	3	1	1																	
694	John Nelson	3	1	1																	
695	Mackey Selley	40	1	1			Farmer	170	15	2	400			30	16	500				Part dead	
696	John Mackey Selley	10	1	1																	
697	Ada Mackey Selley	15	1	1																	
698	John Green	35	1	1	1		Farmer	5	11		36			7		16				Relieved by marriage	
699	Elizabeth Green	38	1	1																	
700	Betty Johnson	10	1	1																	
701	Lena Johnson	6	1	1																	
702	Henry Green	3	1	1																	
<p>The foregoing names of Gaines County were taken by the Census Commissioner and had it filed in my office</p>							<p>County were taken by the  Simon W. Hampton of  the 1<sup>st</sup> Judicial District Choctaw Nation  21<sup>st</sup> Sept. A.D. 1885,  J. Thompson McKinney (National Secretary  Choctaw Nation)</p> <p>I do hereby certify that the census of Gaines County  Choctaw Nation are true and correct. In  witness hereof I affixed the seal of the  Choctaw Nation this 27<sup>th</sup> day of  July 1886,  Thompson McKinney  National Secretary Choctaw Nation</p>														
TOTALS		5	7	11	1			178	26	2	436			57	16	516					





# Choctaw Nation, 1885

LAND.	LIVE STOCK.					AGRICULTURAL PRODUCTS.				MISCELLANEOUS.	
Acres under Cultivation.	No. of Horses.	No. of Mules.	No. of Cattle.	No. of Sheep.	No. of Goats.	No. of Hogs.	No. Bales of Cotton.	No. Bushels of Corn.	No. Bushels of Wheat.	No. Bushels of Oats.	OTHER INFORMATION

25795 INDIAN OFFICE  
 No. 5 1886

*The Census of Toombs County, Ga.  
 taken in the year of 1885 of  
 the 1st Judicial District.*



Census of <sup>4</sup> *Subversary* County,

Choctaw Nation, 1885

		DESCRIPTION OF PERSONS.						LAND.										MISCELLANEOUS
NAMES.	AGE.	Male.	Female.	Indian.	White.	Colored.	OCCUPATION.	Acres under Cultivation.	LIVE STOCK.					AGRICULTURAL PRODUCTS.				OTHER INFORMATION
									No. of Horses.	No. of Mules.	No. of Cattle.	No. of Sheep.	No. of Goats.	No. of Hogs.	No. Bales of Cotton.	No. Bushels of Corn.	No. Bushels of Wheat.	
1 Edmund Krebs	54	1		1			Farmer	125	13	2	60	11		110	600	600	75	
2 Terresa Krebs	40		1	1														
3 Sillin Krebs	30		1	1														
4 Joe Krebs	19	1		1														
5 Tishy Krebs	16		1	1														
6 Elizabeth Krebs	18		1	1														
7 Lora Krebs	10		1	1														
8 James Krebs	23	1		1														
9 Viola Krebs	16		1	1														
10 Hugh D. Low	23	1			1		Farmer	13	2		1	25			200			citizen by marriage
11 Melvina Low	18		1	1														
12 Lurena Low	1		1	1														
13 Joe Beville	28	1			1													
14 Alice Beville	27		1	1														citizen by marriage
15 James Beville	7	1		1														
16 Gora Beville	5		1	1														
17 Sudy Beville	<sup>110</sup> 4		1	1														
18 William Brown	39	1		1														
19 Allie Brown	25		1	1														
20 Suaby Brown	13		1	1														
21 Frank Folsom	16	1		1														
22 Abel Smith	34	1		1				1					30					
23 Patey Smith	22		1	1														
24 John Smith	9	1		1														
25 Jim Folsom	6	1		1														
26 Wesley Smith	4	1		1														
27 Jackson Smith	2	1		1														
28 Joe Gardner	31	1		1			Farmer	40	22		40		82	500		30		
29 Sally Gardner	24		1	1														
30 Francis Gardner	6		1	1														
TOTALS		14	16	27	3			178	48	2	101	25	152	1300		125		



Census of *Yubucksy* County,

Choctaw Nation, 1885

NAMES	AGE	DESCRIPTION OF PERSONS					OCCUPATION	LAND Acres under Cultivation	LIVE STOCK						AGRICULTURAL PRODUCTS			MISCELLANEOUS OTHER INFORMATION
		Male	Female	Indian	White	Colored			No. of Horses	No. of Mules	No. of Cattle	No. of Sheep	No. of Goats	No. of Hogs	No. Bales of Cotton	No. Bushels of Corn	No. Bushels of Wheat	
31 <i>Kampelobe</i>	33	1		1			Farmer	10	3		40			80	10			
32 <i>Lucy Kampelobe</i>	37		1	1														
33 <i>Susan Kampelobe</i>	16		1	1														
34 <i>Martin Kampelobe</i>	6	1		1														
35 <i>Lily Marthully</i>	70		1	1				12	3					10	50			
36 <i>Elsie Johnotobe</i>	18		1	1					3									
37 <i>Holana</i>	60		1	1				4	3					8	70			
38 <i>Simmon Ebayonotobe</i>	8	1		1														
39 <i>Nancy Jackson</i>	6		1	1														
40 <i>Wicy Folsom</i>	17		1	1														
41 <i>Christena Bonapart</i>	7		1	1														
42 <i>Colbert Moore</i>	30	1		1			Farmer	35	12		20	21	7	100	250			
43 <i>Sally Moore</i>	35		1	1														
44 <i>Douglass Folsom</i>	7	1		1														Orphan
45 <i>Silas Folsom</i>	12	1		1										10				
46 <i>Ellen</i>	12		1	1					3		2							
47 <i>Columbus Kampelobe</i>	24	1		1			Farmer	10	2					20				
48 <i>Levina Kampelobe</i>	21		1	1														
49 <i>Jacob Kampelobe</i>	2	1		1														
50 <i>Ger Pusley</i>	33	1		1			Farmer	35	3		30			60	450			
51 <i>Jimie Pusley</i>	19		1	1	1													
52 <i>Malister Pusley</i>	5	1		1														
53 <i>Rhoda Folsom</i>	9		1	1														Orphan
54 <i>Wm Johnson</i>	33	1		1					5		100							
55 <i>Lucretia Johnson</i>	21		1	1														
56 <i>Mary Johnson</i>	9		1	1														
57 <i>Geo Washington</i>	7	1		1														
58 <i>Wicy Smith</i>	17		1	1					10									
59 <i>Pattist Bonapart</i>	30	1		1			Farmer	10	5		6	8	6	40				
60 <i>Sing Bonapart</i>																		
TOTALS		13	16	28	1			106	52		198	29	13	328	=	730		



NAMES.	DESCRIPTION OF PERSONS.						OCCUPATION.	LAND.		LIVE STOCK.						AGRICULTURAL PRODUCTS.				MISCELLANEOUS.
	AGE.	Male.	Female.	Indian.	White.	Colored.		Acres under Cultivation.	No. of Horses.	No. of Mules.	No. of Cattle.	No. of Sheep.	No. of Goats.	No. of Hogs.	No. Bales of Cotton.	No. Bushels of Corn.	No. Bushels of Wheat.	No. Bushels of Oats.	OTHER INFORMATION	
61 Serena Bonapart	6		1	1																
62 Frank Johnson	32	1					15	4	23				60	120						
63 Jane Johnson	21		1	1																
64 Albison Johnson	6	1	X	1																
65 Delly E. Johnson	14		1	1																
66 Edmund Johnson	6	1		1																
67 Jack William	20	1		1																
68 Tobias Tamba	25	1		1																
69 Rhoda Tamba	33		1	1				1	5			10								
70 Richard Tamba	5	1		1																
71 Simeon Tamba	5	1		1																
72 James Talipos	30	1		1				1				2								
73 Ellen Talipos	25		1	1																
74 Kacha	30	1		1			1	5	8			10								
75 Selina Kacha	16		1	1																
76 Ellen	6		1	1																
77 Wm Green Langford	32	1		X	1		8	6	4			15		100					citizen by marriage	
78 Lucian Langford	32		1	1																
79 Wm J. Low	34	1		X	1		25	2				40		80					citizen by marriage	
80 Eliza Low	46		1	1																
81 Clayborn Low	31	1		1			10		2	1		27		60					citizen by marriage	
82 Edeline Low	20		1	1																
83 Dave Choate	18	1		1																
84 Ashomme	35	1		1				3	17			15							Chickasaw	
85 Fincy Ashomme	40		1	1															"	
86 Mattie Ashomme	18		1	1															"	
87 Jacob Ashomme	9	1		1															"	
88 Babe Ashomme	6	1		1															"	
89 Bond Ashomme	7	1		1															"	
90 Judas Durant	20	1		1															"	
TOTALS		18	12	27	3		59	22	2	58		189		260						



4

Census of

*Subversy*

County,

Choctaw Nation, 1885.

NAMES.	DESCRIPTION OF PERSONS.						OCCUPATION.	LAND.		LIVE STOCK.						AGRICULTURAL PRODUCTS.			MISCELLANEOUS.
	AGE.	Male.	Female.	Indian.	White.	Colored.		Acres under Cultivation.	No. of Horses.	No. of Mules.	No. of Cattle.	No. of Sheep.	No. of Goats.	No. of Hogs.	No. Bales of Cotton.	No. Bushels of Corn.	No. Bushels of Wheat.	No. Bushels of Oats.	OTHER INFORMATION
91 Aaron Apela	30	/		/			Farmer	10	8	10			10		100				Choctaw
92 Silvy Apela	30		/	/															
93 Levy Apela	15	/		/															
94 James Apela	10	/		/															
95 Gilbert Apela	7	/		/															
96 Ben obison	26	/		/															
97 Peter Dinny	25	/		/															
98 Peggy Dinny	27		/	/							8								
99 Benny Wade	12	/		/															
100 Louisa Wade	7		/	/															
101 Molly Wade	3		/	/															
102 Lena Worre	20		/	/						4	5								
103 Jonas Apela	20	/		/															
104 Wesley Anderson	27	/		/				10		25		30							
105 Jincy Anderson	26		/	/															
106 melina Anderson	6		/	/															
107 Bully Anderson	8	/		/															
108 Molly Anderson	2		/	/															
109 Filmore Perry	30	/		/				10		4		20							
110 Eliza Perry	14		/	/															
111 Morgena Perry	12		/	/															
112 Ely Perry	10	/		/															
113 Charley Perry	29	/		/			Farmer	5	2	6	14	30		60					
114 Narcissie Perry	25		/	/															
115 Betty Perry	<del>11</del> no		/	/															
116 Babe Perry	3		/	/															
117 Sampson Eddie	30	/		/			Farmer	2 1/2	1			8		200					
118 Kitay Eddie	25		/	/															
119 Byay Eddie	2		/	/															
120 Anderson King	30	/		/			Farmer	20	20	40		50		200					
TOTALS		15	15	30				47 1/2	47	98	14	148		360					



5 Census of *Tulahoma* County,

Choctaw Nation, 1885

NAMES.	DESCRIPTION OF PERSONS.						OCCUPATION.	LAND.		LIVE STOCK.						AGRICULTURAL PRODUCTS.				MISCELLANEOUS.
	AGE.	Male.	Female.	Indian.	White.	Colored.		Acres under Cultivation.	No. of Horses.	No. of Mules.	No. of Cattle.	No. of Sheep.	No. of Goats.	No. of Hogs.	No. Bales of Cotton.	No. Bushels of Corn.	No. Bushels of Wheat.	No. Bushels of Oats.	OTHER INFORMATION	
121 Lizzie King	20		/	/																
122 Willie King	5 <sup>ms</sup>	/																		
123 Sissy King	15		/	/																
124 Mitchell King	7	/																		
125 Sisan King	20		/	/																
126 Asmon Willis	15	/																		
127 Selina Wade	21		/	/																
128 Anderson Wade	30	/																		
129 Herbert Quincy	28	/					Farmer	8	2				4				30			
130 Melvina Quincy	30	/	/					80	20	3	300	75	2	100				1000	Chickasaw	
131 Benj Nail	11	/																		
132 Isham Quincy	8	/																		
133 Maggie Quincy	6		/	/																
134 Martha Quincy	4		/	/																
135 Nancy Quincy	3 <sup>ms</sup>		/	/																
136 Babe Quincy	4	/																		
137 Dyington Gates	30	/					Farmer	15	1				8						Chickasaw	
138 Caroline Gates	33		/	/																
139 Gains Gates	6	/		/																
140 Eliza Hoyake	20		/	/				60	6		8	30		8			100			
141 Mulry King	3		/	/																
142 Hays King	6	/																		
143 Rhoda Carr	14		/	/																
144 Jincy Carr	7		/	/																
145 Standly Carr	3	/																		
146 Sealy Besache	24		/	/																
147 Alice Nolotobe	12		/	/																
148 William Apela	20	/																		
149 Sipsi Apela	30		/	/															Chickasaw	
150 Sophie Apela	3		/	/																
TOTALS		13	17	30				163	28	3	308	105	128		230					



Census of *Tubucksy* County,

Choctaw Nation, 1885

NAMES	AGE	DESCRIPTION OF PERSONS					OCCUPATION	LAND	LIVE STOCK						AGRICULTURAL PRODUCTS				MISCELLANEOUS
		Male	Female	Indian	White	Colored		Acres under Cultivation	No. of Horses	No. of Mules	No. of Cattle	No. of Sheep	No. of Goats	No. of Hogs	No. Bales of Cotton	No. Bushels of Corn	No. Bushels of Wheat	No. Bushels of Oats	OTHER INFORMATION
131 Sabinte Apela	6		1	1															
132 Lius Apela	1		1	1															
133 Allison Amuktachobe	50	1		1					2				5						
134 Lucy Amuktachobe	19		1	1															
135 Collin Colbert	25	1		1															Chickasaw
136 Asmon Colbert	25	1		1		Farmer	3	2				4		65					
137 Kazy Collins	20		1	1															
138 Francis Collins	14		1	1															
139 Pyahote	60		1	1															
140 Lamos Wade	30	1		1		Farmer	9	14	8	6	7			50					
141 Kazy Wade	40		1	1															
142 Eli Wesley	12		1	1															
143 Carry Ott	8		1	1															
144 Francis Wade	4		1	1															
145 Elsie Wade	1		1	1															
146 Ellis Carbin	18	1		1															
147 John Anderson	20	1		1		Farmer	1					2							Chickasaw
148 Eliza Anderson	40		1	1															
149 Susan Anderson	30		1	1															
150 Elom Anderson	10	1		1															
151 Wallace Anderson	2	1		1															
152 Jincy Anderson	8		1	1															
153 Thomas Leader	26	1		1		Farmer	60	60	80			100	85	800					
154 Melisy Leader	25		1	1															
155 Elmire Leader	6		1	1															
156 Willson Leader	3	1		1															
157 Lily Leader	45		1	1															
158 Agnis Leader	17		1	1															
159 John Leader	21	1		1					3										
180 Jack Peter																			Ophean
TOTALS		12	1630					38	82	88	6	9	111	35	915				







8 Census of *Subucray* County,

Choctaw Nation, 1885

NAMES	DESCRIPTION OF PERSONS.						OCCUPATION.	LAND.		LIVE STOCK.						AGRICULTURAL PRODUCTS.			MISCELLANEOUS.
	AGE.	Male.	Female.	Indian.	White.	Colored.		Acres under Cultivation.	No. of Horses.	No. of Mules.	No. of Cattle.	No. of Sheep.	No. of Goats.	No. of Hogs.	No. Bales of Cotton.	No. Bushels of Corn.	No. Bushels of Wheat.	No. Bushels of Oats.	OTHER INFORMATION
211 Thompson	10	1																	
212 Silas	9	1																	
213 Sally	16		1																
214 David	25	1																	
215 Emily	19		1																
216 Babe	5		1																
217 Dickson Wade	30	1					Farmer	10					10		40				
218 Susan Wade	38		1																
219 Luly Wade	6		1																
220 Joseph Wade	1	1																	
221 Joel Wade	30	1																	
222 Liddie Wade	20		1																
223 Geo. M. Bond	37	1			1		Farmer	50	7	75		80		500					citizen by marriage
224 Narcissie Bond	28		1																
225 Ed. M. Bond	8	1																	
226 Ida Bond	5		1																
227 Rex Bond	3	1																	
228 Wallace Bond	6	1																	
229 Wm. A. Moore	36	1					Farmer	15	20	20		11		120					
230 Lidny Burris	27	1					"	15	50	50		15		100					Chickasaw
231 Kary Burris	23		1																
232 Louisa Burris	6		1																
233 Lily Lockabe	9		1																
234 Kingsbury Hartin	25	1							1	1			26						
235 Misson Read	22	1					Farmer	2	2	76		15		75					Chickasaw
236 Synon Worcister	22	1					Farmer	9	2	16		15		75					"
237 Kitty Worcister	25		1																"
238 Overton Worcister	4	1																	"
239 Geo. Worcister	3	1																	"
240 Mattie Worcister	3		1																
TOTALS	17	13	29	1				99	66	181		157		1195			20		



9 Census of *Tubuckey* County,

Choctaw Nation, 1885.

NAMES	AGE	DESCRIPTION OF PERSONS.					OCCUPATION.	LAND.	LIVE STOCK.					AGRICULTURAL PRODUCTS.			MISCELLANEOUS.		
		Male.	Female.	Indian.	White.	Colored.		Acres under Cultivation.	No. of Horses.	No. of Mules.	No. of Cattle.	No. of Sheep.	No. of Goats.	No. of Hogs.	No. Bales of Cotton.	No. Bushels of Corn.	No. Bushels of Wheat.	No. Bushels of Oats.	OTHER INFORMATION.
241 Betty Wesley	57		/	/															
242 Susan Colbert	8	/																	
243 Molly Durant	13	/																	
244 William Colbert	20	/																	
245 Joe Anderson	23	/				Farmer													
246 Dave Choat	22	/					15	6	33			80							Chickasaw
247 Robinson Read	24	/				Farmer													
248 Sally Read	23	/					5	2				10							Chickasaw
249 Peah Dukes	30	/				Farmer													
250 Margrette Dukes	30	/					2	1				4							
251 Ben Dukes	12	/																	
252 Siby Nail	24	/																	
253 Louis Nail	3	/										2							
254 Dave Owing	38	/				Farmer													
255 Sealy Owing	30	/					11 1/2	8	13	6		60		105					
256 Dave Owing Jr.	8	/																	
257 Solomon Owing	14	/																	
258 Kitay Owing	13	/																	
259 Adam Perry	22	/																	
260 Silas Yokabe	25	/							1			5							
261 Tennessee Yokabe	29	/							1			4							
262 Alice Yokabe	14	/																	
263 Nelly Yokabe	8	/																	
264 Jackson Perry	50	/				Farmer													
265 Ludy Perry	18	/					14	2				30		100					
266 Houston Perry	18	/																	
267 Stephen Perry	1	/																	
268 Abel Worcester	60	/				Farmer													
269 Milly Worcester	25	/					12	12	60			100		80					Chickasaw
270 Jane Worcester	18	/																	
TOTALS		17	13	30			64 1/2	45	2	131	6	320		342 1/2					



10 Census of *Subucrey* County,

Choctaw Nation, 1885

DESCRIPTION OF PERSONS.							LAND.										LIVE STOCK.				AGRICULTURAL PRODUCTS.				MISCELLANEOUS.
NAMES.	AGE.	Male.	Female.	Indian.	White.	Colored.	OCCUPATION.	Acres under Cultivation.	No. of Horses.	No. of Mules.	No. of Cattle.	No. of Sheep.	No. of Goats.	No. of Hogs.	No. Bales of Cotton.	No. Bushels of Corn.	No. Bushels of Wheat.	No. Bushels of Oats.	OTHER INFORMATION						
271 Rufus James	21	/							5		4			1						Chickasaw					
272 Hardy Handerson	35	/					Farmer	15	12		10			20		100									
273 Lizzie Handerson	30		/																						
274 Gaty Handerson	9		/																						
275 Sissy Horne	12		/																						
276 James Amcha	34	/					Farmer	100	20		100	40		50		300				Chickasaw					
277 Melina Amcha	1		/																						
278 Pheby Amcha	22		/																						
279 James Walker	12		/																						
280 Alfred Nail	49	/																							
281 Wm Nail	27		/																	Chickasaw					
282 James Nail	5		/																						
283 Cassin Nail	33	/					Farmer	19	5		4	19		20		150									
284 Silas Nail	13		/																						
285 Eliza Perry	14		/																						
286 Ross Perry	4		/																						
287 Mary James	25		/																						
288 Isham Kamp	33	/																							
289 Betsy Kamp	22		/																						
290 Calvin Kamp	10		/																						
291 Sissy Kamp	5		/																						
292 Marcy Kamp	2		/																						
293 Allen Bond	55	/							9		8														
294 Rhoda Bonapart	50		/																						
295 Nabord Bonapart	7		/																						
296 Menervy Carvin	10		/																						
297 Sally Wilkin	30		/																						
298 Jincy Walker	50		/					10						4											
299 Ellen Walker	22		/																						
300 Liddy Walker	13		/																						
TOTALS		12	18	29	1			134	51		128	57		95		350									



11 Census of *Tubuckay* County,

Choctaw Nation, 1885

NAMES.	AGE.	DESCRIPTION OF PERSONS.					OCCUPATION.	LAND.	LIVE STOCK.					AGRICULTURAL PRODUCTS.				MISCELLANEOUS.	
		Male.	Female.	Indian.	White.	Colored.		Acres under Cultivation.	No. of Horses.	No. of Mules.	No. of Cattle.	No. of Sheep.	No. of Goats.	No. of Hogs.	No. Bales of Cotton.	No. Bushels of Corn.	No. Bushels of Wheat.	No. Bushels of Oats.	OTHER INFORMATION
301 Elsie Walker	2		/	/															
302 Daniel Bond	28	/		/			Farmer	2	6	21		30							
303 Sillin Bond	24	/		/															
304 Israel Fisher	23	/		/			Farmer	2	7			95		85					
305 Sissy Fisher	18		/	/															
306 Sampson Cole	44	/		/			Farmer	3-5	16	3	80	20	80		800				
307 Lily Cole	40		/	/															
308 Adam Cole	14	/		/															
309 Watson Cole	9	/		/															
310 Gilbert Cole	7	/		/															
311 Louis Coase	11	/		/															
312 Louis Bonapart	20	/		/			Farmer	2	6										
313 Louisa Bonapart	20		/	/															
314 Simpson Bonapart	2		/	/															
315 Frank Holloway	41	/		/			Farmer	30	2			88		250					
316 Lily Holloway	24		/	/															
317 Mary Holloway	15		/	/															
318 Emeline Holloway	14		/	/															
319 Robert Holloway	9	/		/															
320 Minnie Holloway	8		/	/															
321 Elias Rector Cheedle	25	/		/			Farmer	300	18	1	300		200	8	8000				
322 Dickson Hail	28	/		/				12	5		20	4	40		200				
323 Emory Hail	21		/	/															
324 Jesse Hail	8	/		/															
325 Robert Hail	7	/		/															
326 Nelson Hail	18	/		/															
327 Katy Hail	19		/	/															
328 Jackson Benton	21	/		/															
329 Louis H. Priddy	39	/		/			Farmer	32				100		150					Choctaw
330 Mary Priddy	35		/	/															
TOTALS		18	12	00				430	50	4	370	24	400		7950				



12 Census of *Tubulay* County,

Choctaw Nation, 1885

NAMES.	AGE.	DESCRIPTION OF PERSONS.					OCCUPATION.	LAND.		LIVE STOCK.						AGRICULTURAL PRODUCTS.			MISCELLANEOUS.	
		Male.	Female.	Indian.	White.	Colored.		Acres under Cultivation.	No. of Horses.	No. of Mules.	No. of Cattle.	No. of Sheep.	No. of Goats.	No. of Hogs.	No. Bales of Cotton.	No. Bushels of Corn.	No. Bushels of Wheat.	No. Bushels of Oats.	OTHER INFORMATION.	
331 Melvil Pridley	6		/	/																
332 Henry Truth	36	/		X	/	trading & butcher	90	2	1	32						150				
333 Minnie Truth	22		/	/																
334 Thomas Truth	1	/		/																
335 Nicholas <del>Truth</del> <sup>Albrey</sup>	33	/		/			4	5	8			20			40					
336 Frank Albrecht	53	/		/		Farmer	80	4	10			100	100	3	500					
337 Sarah Albrecht	40		/	/																
338 Mary Albrecht	12		/	/																
339 Emma Albrecht	4		/	/																
340 Wm B. Pitchlynn	62	/		/		Farmer	63	9	20			20			300		150			
341 Hanner Pitchlynn	38		/	/																
342 Alice Pitchlynn	13		/	/																
343 Caledonia Pitchlynn	7		/	/																
344 Wm B. Pitchlynn Jr.	4	/		/																
345 Herlena Pitchlynn	1		/	/																
346 Loren Riddle	14	/		/																
347 Wm R. Coleman	52	/		/	1	Wdsing	90	3	40			200			400		300	citizen by marriage	Chickasaw	
348 Louisa Coleman	38		/	/																
349 Greenwood Johnson	11	/		/																
350 Alvin Lewis	8	/		/																
351 Joseph Jefferson	28	/		/		Farmer	12	4	10			20			<del>100</del>					
352 Francis Jefferson	24		/	/																
353 Skab. Nolatubbe	28	/		/				2	2			20								
354 Lucinda Nolatubbe	15		/	/																
355 Leopoldus Folsom	31	/		/		Farmer	15	2	5			20			100					
356 Rhoda Folsom	23		/	/																
357 Jacob Folsom	10	/		/																
358 Artemesia Folsom	2		/	/																
359 Samil Folsom	mo 3	/		/																
360 Ed. Pusley	50	/		/																
TOTALS		16	14	27	3			823	33	2	199	100	401	3	1490		450			



13 Census of *Lubucky* County,

Choctaw Nation, 1885

NAMES	AGE	DESCRIPTION OF PERSONS					OCCUPATION	LAND		LIVE STOCK						AGRICULTURAL PRODUCTS			MISCELLANEOUS
		Male	Female	Indian	White	Colored		Acres under Cultivation	No. of Horses	No. of Mules	No. of Cattle	No. of Sheep	No. of Goats	No. of Hogs	No. Bales of Cotton	No. Bushels of Corn	No. Bushels of Wheat	No. Bushels of Oats	OTHER INFORMATION
361 Susan Pusley	49	/	/																
362 Smallwood Pusley	15	/																	
363 Wash Wade	49	/				Farmer	30	6	20		15			50					
364 Jimmy Pusley	12	/																	
365 David Meshematobe	25	/				Farmer	40	15	12		60			525					
366 Winy Meshematobe	23	/																	
367 John Simpson	54	/				Farmer	50	3	1	100	13		50	300		20			
368 Minnie Simpson	30	/																	
369 David Seflore	10	/																	
370 Elizabeth Nelson	9	/																	
371 Elmire Pusley	8	/																	
372 Napoleon B Ainsworth	29	/				Atty at Law	150		1			12	15	2000					
373 Annia Ainsworth	27	/																	
374 Ben Ainsworth	70	/																	
375 Ed. Adam	11	/																	
376 Sally Holatobe	28	/																	
377 Luella Holatobe	7	/																	
378 Dabe Holatobe	5	/																	
379 Joe S Hale	28	/																	
380 Isham Jefferson	45	/				Farmer	40	1	2			50	20	300					
381 Lucian Jefferson	45	/					20	3	2	30	18	200	200	200					
382 Simeon Jefferson	2	/																	
383 Gilman Jefferson	21	/																	
384 Wilson Abanowatobe	14	/																	
385 Holston James	30	/																	
386 Mary James	20	/										50							
387 Jacob James	4	/																	
388 Gilbert James	3	/																	
389 Roberton James	8	/																	
390 Peter Benton	30	/				Farmer	10	6				2		50					Chickasaw
TOTALS		19	11	2	2		353	43	3	173	13	18	489	172	3425				21



14 Census of *Tulahoma* County,

Choctaw Nation, 1885

NAMES	DESCRIPTION OF PERSONS						OCCUPATION	LAND	LIVE STOCK						AGRICULTURAL PRODUCTS			MISCELLANEOUS	
	AGE	Male	Female	Indian	White	Colored		Acres under Cultivation	No. of Horses	No. of Mules	No. of Cattle	No. of Sheep	No. of Goats	No. of Hogs	No. Bales of Cotton	No. Bushels of Corn	No. Bushels of Wheat	No. Bushels of Oats	OTHER INFORMATION
391 Sealy Benton	35		/	/															
392 Bilmun Benton	17	/		/															
393 Cornelia Benton	14		/	/															
394 Ellen Benton	5		/	/															
395 Francis Benton	3		/	/															
396 Lena Carney	16		/	/															
397 Martha Carney	14		/	/															
398 Conway Burris	38	/		/															
399 Betsy Burris	30		/	/															
400 Simeon Burris	6	/		/															
401 Sophie Burris	3		/	/															
402 Thomas Miller	65	/		/			Farmer	28 1/2	6	6	10	1	30	100				Chickasaw	
403 Moriah Miller	40		/	/															
404 Robert Miller	18	/		/															
405 Ledy Miller	16	/	/	/															
406 Colbert Miller	1	/		/															
407 Robert Carter	38	/		/															
408 Alexander Folsom	65	/		/				4	2	13			60						
409 Alaklatema Folsom	60	/		/				15	5	1			38	80					
410 Lee Folsom	4	/		/															
411 Mitchell Folsom	35	/		/															
412 Rhoda Folsom	18		/	/															
413 Dickson Anderson	1	/		/															
414 Ellen Wesley	40		/	/															
415 General Wesley	15	/		/				2					25					Chickasaw	
416 Sampson Wesley	8	/		/															
417 Wm McCann	38	/		/															
418 Bryer McCann	30	/		/															
419 Andrew Davis	23	/		/															
420 John Anderson	65	/		/			Farmer	100	15	1	100		100	180				Chickasaw	
TOTALS	16	14	38					187	30	8	123	1	253	310					



15 Census of *Tubulosey* County,

Choctaw Nation, 1885

NAMES	AGE	DESCRIPTION OF PERSONS					OCCUPATION	LAND	LIVE STOCK						AGRICULTURAL PRODUCTS				MISCELLANEOUS
		Male	Female	Indian	White	Colored		Acres under Cultivation	No. of Horses	No. of Mules	No. of Cattle	No. of Sheep	No. of Goats	No. of Hogs	No. Bales of Cotton	No. Bushels of Corn	No. Bushels of Wheat	No. Bushels of Oats	OTHER INFORMATION
421 Hagan Anderson	16	1		1															
422 Charley Anderson	14	1		1															
423 Robert Grubbs	25	1		1															
424 Morris Wilkin	40	1		1		Farmer	30	50	35	70	3	50		100					
425 Bisy Wilkin	40		1	1															
426 Jefferson Wilkin	14	1		1															
427 Sandy Wilkin	11	1		1															
428 Solomon Wilkin	16	1		1															
429 Thomas Peter	40	1		1															
430 Wallace Wilson	30	1		1															
431 Wilky Wilson	35	1		1															
432 Lousanna Wilson	14		1	1															
433 Lillis Wilson	11		1	1															
434 Geo. Wilson	8	1		1															
435 Robert Wilson	2	1		1															
436 Babe Wilson	mo	1		1															
437 Moses Brown	30	1		1															
438 Mary Brown	25		1	1															
439 Babe Brown	mo	1		1															
440 Leving Brown	6	1		1															
441 Jm Carney	22	1		1		Farmer	25	20	20		50		100						
442 Jinny Carney	20		1	1															
443 Babe Carney	mo	1		1															
444 Joe Jarries	8	1		1			1/2												
445 Sealy James	30	1		1							2								
446 Ellis James	14	1		1															
447 Albert W Thomas	25	1		1															
448 Mary Thomas	16		1	1															
449 Mary E. Rogers	49		1	1															
450 Larrri Rogers	14	1		1			25	1	10		10		10						
TOTALS		17	12	31			80 1/2	73	65	70	3	112	210						

*Citizen by marriage*





NAMES.	AGE.	DESCRIPTION OF PERSONS.					OCCUPATION.	LAND. Acres under Cultivation.	LIVE STOCK.					AGRICULTURAL PRODUCTS.			MISCELLANEOUS.	
		Male.	Female.	Indian.	White.	Colored.			No. of Horses.	No. of Mules.	No. of Cattle.	No. of Sheep.	No. of Goats.	No. of Hogs.	No. Bales of Cotton.	No. Bushels of Corn.	No. Bushels of Wheat.	No. Bushels of Oats.
451 Leona Rogers	10		/	/														
452 John M. Rogers	8	/		/														
453 Solomon Louis	51	/		/		Farmer	50	20	1	5		120	15					
454 Rhoda Louis	35		/	/														
455 Jimmie Moore	34		/	/														
456 Joe Moore	41	/		/														
457 Arthur Alexander	18	/		/														
458 Pauly Alexander	14		/	/														
459 James E. Moore	6	/		/														
460 Nancy C. Moore	4		/	/														
461 Caroline Colbert	64		/	/														
462 James Blackwood	38	/		X	/	Farmer	27	4		10		25					Chickasaw	
463 Amelia Blackwood	18		/	/						50		30					Illegal citizen marriage	
464 Geo. W. Pound	35	/		/		Farmer	45	3		130		211	200			40	citizen by marriage	
465 Larry Pound	27		/	/														
466 Thomas Pound	9	/		/														
467 Mary A Pound	7		/	/														
468 Charly Pound	5	/		/														
469 Allie Pound	3		/	/														
470 Geo Pound Jr	1	/		/														
471 David Webb	65	/		/		Farmer	20					1	100				citizen by marriage	
472 Allie Webb	16		/	/														
473 Charles Ward	36	/		/		"	12	18	2	68		95	150					
474 Mary E Ward	30		/	/														
475 Charles O Ward	10	/		/														
476 Benj F. Ward	8	/		/														
477 Mary E Ward	5	/		/														
478 Wm Abner Ward	3	/		/														
479 James G. Doyle	45	/		/		Farmer	18	3		75		25						
480 Lotin Colbert	41	/		/		Farmer	18	3		75		25					Doubtful Chickasaw	
TOTALS	18	12	26	4			172	48	3	338		476	465					



17 Census of *Subversy* County,

Choctaw Nation, 1885

NAMES.	AGE.	DESCRIPTION OF PERSONS.					OCCUPATION.	LAND.		LIVE STOCK.					AGRICULTURAL PRODUCTS.			MISCELLANEOUS.	
		Male.	Female.	Indian.	White.	Colored.		Acres under Cultivation.	No. of Horses.	No. of Mules.	No. of Cattle.	No. of Sheep.	No. of Goats.	No. of Hogs.	No. Bales of Cotton.	No. Bushels of Corn.	No. Bushels of Wheat.	No. Bushels of Oats.	OTHER INFORMATION
481 Oscar Colbert	41	1		1															
482 Emil Colbert	7		1	1															
483 Elmira Willis	16		1	1															
484 John Bohraar	35	1			1	Farmer	11	7	31			21							<i>Citizen by marriage</i>
485 Susan Bohraar	28		1	1															
486 Henry Bohraar	9	1		1															
487 Lela Bohraar	6		1	1															
488 Nettie Bohraar	4		1	1															
489 Addison Bohraar	<del>4</del> 4	1		1															
490 Isaal Wartts	37	1		1			3	1	10			5							
491 Mattie Wartts	8		1	1															
492 John Wartts	<del>10</del> 10	1		1															
493 John W Short	37	1		1		Farmer	50	13	16			75	250		250				
494 John W Short Jr.	7	1		1															
495 Jeff Thursten	4	1		1															
496 Birtie Louis	8	1		1															
497 James A Hill	47	1		1		Farmer	180	20	500			70	600		300				<i>Citizen by marriage</i>
498 Nancy A Hill	39		1	1															
499 Ida Chunn	16		1	1															
500 Ida Chunn	12		1	1															
501 Wm R Chunn	11	1		1															
502 Oscar Chunn	10	1		1															
503 Eugene Hill	5	1		1															
504 Edger Hill	2	1		1															
505 James Colbert	26	1		1		Indeing		6	2	200									
506 Nina Colbert	17		1	1	1														
507 James Colbert Jr	<del>6</del> 6	1		1															
508 Theodore Colbert	15	1		1															
509 Benj H Lauria	72	1		1		Farmer	10	2	2			1							<i>Citizen by marriage</i>
510 Lucy Lauria	39		1	1															
TOTALS		19	11	27	3		263	49	2	758		171	850		567				



18 Census of *Subversy* County,

Choctaw Nation, 1885

NAMES.	AGE.	DESCRIPTION OF PERSONS.					OCCUPATION.	LAND.		LIVE STOCK.					AGRICULTURAL PRODUCTS.			MISCELLANEOUS.	
		Male.	Female.	Indian.	White.	Colored.		Acres under Cultivation.	No. of Horses.	No. of Mules.	No. of Cattle.	No. of Sheep.	No. of Goats.	No. of Hogs.	No. Bales of Cotton.	No. Bushels of Corn.	No. Bushels of Wheat.	No. Bushels of Oats.	OTHER INFORMATION
511 John Dorson	78	1		1			Farmer	37	4	x	28			110	340				
512 Lela Dorson	32		1	1															
513 Theron R. Ryan	12		1	1															
514 Maggie Ryan	9		1	1															
515 Lemora Ryan	7		1	1															
516 Effy Dorson	16		1	1															
517 Forbis Grubbs	27	1		1															
518 Simpson Garvin	32	1		1					3		28			10					
519 Minerva Garvin	20		1	1															
520 Clemindis Garvin	1	1		1															
521 Ellen Priddy	40		1		1				2		6								
522 Katy Priddy	12		1	1															<i>Citizen by marriage</i>
523 Odie Pridy	7		1	1															
524 Wm Rennie	20	1		1					2										
525 Ellen Rennie	20		1	1															
526 Mary Rennie	1		1	1															
527 Samuel Lourey	27	1		x	1				2		3								<i>Citizen by marriage</i>
528 Cordilia Lourey	23		1	1															
529 Goldie Lourey	3		1	1															
530 Sommer Lourey	18	1		1															
531 Boony Sloan	27	1		1			Farmer	60	75	2	500			200	200				<i>Citizen by marriage</i>
532 Lizzie Sloan	37		1	1															
533 Willy Pusley	10	1		1															
534 Susan Pusley	9		1	1															
535 Betty Pusley	6		1	1															
536 Eddie Sloan	2		1	1															
537 Daniel McHaily	43	1		1					4		60			150					
538 Helen M Haily	33		1	1															
539 Ed S. Haily	15	1		1															
540 Willie Haily	14	1		1															
TOTALS		12	18	28	2			97	92	2	622			400	1040				



19 Census of *Tubercy* County,

Choctaw Nation, 1885

NAMES.	AGE.	DESCRIPTION OF PERSONS.					OCCUPATION.	LAND.		LIVE STOCK.					AGRICULTURAL PRODUCTS.			MISCELLANEOUS.	
		Male.	Female.	Indian.	White.	Colored.		Acres under Cultivation.	No. of Horses.	No. of Mules.	No. of Cattle.	No. of Sheep.	No. of Goats.	No. of Hogs.	No. Bales of Cotton.	No. Bushels of Corn.	No. Bushels of Wheat.	No. Bushels of Oats.	OTHER INFORMATION
541 Luda Hailey	12		/	/															
542 Walter Hailey	10	/		/															
543 Hattie Hailey			/	/															
544 Ed. P. Harris	49		/		/	physician		12		300			50						
545 Lu Harris	45		/	/															Chickasaw
546 Joseph Ward	36	/		/															
547 Annie Ward	36		/	/															
548 Susan Ward	13		/	/															
549 Eliza Ward	9		/	/															
550 Cambell Ward	1	/		/															
551 Wm Wooly	25	/			/			2		14			5						citizen by marriage
552 Sarah Wooly	30		/	/															
553 Samuel Wooly	6		/	/															
554 Annie Wooly	4		/	/															
555 Katy Wooly	3		/	/															
556 Albert D. Shaw	8	/		/															
557 Elias Lacy	40	/		/				5		20			12						citizen by marriage
558 Frank Lacy	6	/		/															
559 Lizzie Lacy	29		/	/															
560 Annie Carney	13		/	/															
561 Geo. H. Webb	28	/		/															
562 Stella L. Webb	21		/	/															
563 Babe Webb	7	/		/															
564 Wm E. Orr	24	/		/		carpenter													citizen by marriage
565 Catherine Orr	24		/	/															
566 Hally Jones	31	/		/		Illegal													citizen by marriage
567 Mary Jones	29		/	/		Doubtful													
568 Elizabeth Jones	8		/	/															
569 Joe Jones	6	/		/															
570 Peter Albison	45	/		/		Farmer		18	25	50					75				Chickasaw
TOTALS		12	18	25	5			18	44	870	160		67		75				



20 Census of *DeBuckey* County,

Choctaw Nation, 1885

NAMES.	DESCRIPTION OF PERSONS.						OCCUPATION.	LAND. Acres under Cultivation.	LIVE STOCK.						AGRICULTURAL PRODUCTS.			MISCELLANEOUS.
	AGE.	Male.	Female.	Indian.	White.	Colored.			No. of Horses.	No. of Mules.	No. of Cattle.	No. of Sheep.	No. of Goats.	No. of Hogs.	No. Bales of Cotton.	No. Bushels of Corn.	No. Bushels of Wheat.	No. Bushels of Oats.
571 Britsy Albion	40	/	/															
572 Stacy Albion	2	/	/															
573 Helen Albion	9	/	/															
574 Cornilia Albion	5	/	/															
575 John Monroe	40	/			/		Illegal		4	4								citizen by marriage
576 Ellen Monroe	39	/	/															Doubtful
577 Elisa Monroe	11	/	/															
578 Mary Monroe	4	/	/															
579 Jack Pusley	29	/	/						2									
580 Simon Pusley	28	/	/															
581 Louis E Tennent	38	/			/		Mdsing		2	10								citizen by marriage
582 Emma B. Tennent	29	/	/															
583 Carry E Tennent	11	/	/															
584 Gilbert L Tennent	5	/	/															
585 Albert Barney	42	/	/				Farmer	40	20	20		52		400				
586 Annie Barney	12	/	/															
587 Henry Lang	66	/			/		blacksmith			14		1						citizen by marriage
588 Lizzy Lang	28	/	/															
589 Willis M. Ansley	33	/	/					80	2			6		150				
590 Annette W Ansley	33	/	/															
591 Henry Ansley	13	/	/															
592 Arena Ansley	8	/	/															
593 Gilbert Ansley Jr	8	/	/															
594 Gilbert Ansley	25	/	/															
595 Athian Ansley	58	/	/															
596 John M. Graday	41	/	/				Farmer	120	8	2	75	11	100	800				citizen by marriage
597 Sarah Graday	24	/	/															
598 Henry Graday	7	/	/															
599 Albert Graday	5	/	/															
600 Benivester Graday	3	/	/															
TOTALS		15	15	26	4			190	46	2	125	11	152	1350				



21 Census of *Tulacoo* County,

Choctaw Nation, 1885

NAMES	AGE	DESCRIPTION OF PERSONS					OCCUPATION	LAND		LIVE STOCK						AGRICULTURAL PRODUCTS			MISCELLANEOUS		
		Male	Female	Indian	White	Colored		Acres under Cultivation	No of Horses	No of Mules	No of Cattle	No of Sheep	No of Goats	No of Hogs	No. Bales of Cotton	No. Bushels of Corn	No. Bushels of Wheat	No. Bushels of Oats	OTHER INFORMATION		
601 Kate Grady	11	1																			
602 Thomas J. Phillip	46	1						300	35		500	110		100	200	1500				citizen by marriage	
603 Mary E. Phillip	20		1																		
604 Joe Phillip	11	1																			
605 Mattie Phillip	9		1																		
606 Tom Phillip	7	1																			
607 Charly Phillip	5	1																			
608 Rolly Phillip	3	1																			
609 Annis Pusley	10	1																			
610 Frank Moore	18	1																			
611 Geo. H. Harris	39	1			1		Farmer	5													citizen by marriage
612 Nancy Harris	38		1																		
613 Willie McCoy	7	1																			Charoitee
614 Geo. P. Balling	33	1			1		Widow	40	4		30		100	5	300						citizen by marriage
615 John C. Balling	10	1																			
616 Walter C. Balling	8	1																			
617 Charles P. Ruthreff	24	1			1		Farmer	22	2												citizen by marriage
618 Mary E. Ruthreff	16		1																		
619 And. Andt	29	1					Farmer	36	2				25								Charoitee
620 Jimmie Andt	33		1																		
621 Ariam Jones	13		1																		
622 Fannie Jones	10		1																		
623 Bennis Jones	8	1																			
624 Vida Andt	4		1																		
625 Alfred McCoy	37	1			1																Charoitee
624 Sally McCoy	25		1		1																
627 Rebecca McCoy	1		1																		
628 Ira Parker	34	1			1				3												citizen by marriage
629 Eliza Parker	30		1																		
630 Julia Tolson	3	1			1																
TOTALS		17	11	24	6			406	44		550		275	205	1500						



22 Census of *Sublet* County,

Choctaw Nation, 1885

NAMES.	AGE.	DESCRIPTION OF PERSONS.					OCCUPATION.	LAND.		LIVE STOCK.					AGRICULTURAL PRODUCTS.				MISCELLANEOUS.
		Male.	Female.	Indian.	White.	Colored.		Acres under Cultivation.	No. of Horses.	No. of Mules.	No. of Cattle.	No. of Sheep.	No. of Goats.	No. of Hogs.	No. Bales of Cotton.	No. Bushels of Corn.	No. Bushels of Wheat.	No. Bushels of Oats.	OTHER INFORMATION
631 John Bourlane	31	1																	
632 Mittle G. Gleason	43	1			1		Stone mason	22	12	2	60		200		300				Chickasaw religion by marriage
633 Melissa Gleason	31		1	1															
634 Minnie Gleason	14		1	1															
635 Anna Gleason	11		1	1															
636 Mattie Gleason	10		1	1															
637 Rhodda Gleason	8		1	1															
638 Nellie Gleason	7		1	1															
639 Eliza Gleason	2		1	1															
640 Campbell Choat	22	1			1		Farmer	35	2		25		20		60				
641 Anne Choat	16		1	1															
642 Robert L. Reams	49	1			1		Farmer	30	6	1	40		100				100	Chickasaw religion by marriage	
643 Anna G. Reams	33		1	1					10	2	150		1						Chickasaw
644 Lee Reams	14	1			1														
645 Bonduet Reams	11	1			1														
646 Minnie Reams	11		1	1															
647 Alfred Tool	68	1			1		Farmer	85	4	2	60	4	40	2	600				Chickasaw religion by marriage
648 Melinda Tool	65		1	1															
649 Joseph Tool	24	1			1														
650 Cora Tool	24		1	1															
651 Lucy Tool	22		1	1															
652 John C. Tool	20	1			1														
653 Ellen G. Lee	44	1			1		Farmer	0					2						Chickasaw religion by marriage
654 Lucy Lee	35		1	1															
655 Alice Lee	15		1	1															
656 Alfred Winchester	26	1			1		Farmer	10	3				25						Chickasaw religion by marriage
657 Marthian Winchester	19		1	1															
658 Babe Winchester	2		1	1															
659 Robert H. burton	38	1			1		Farmer	200	15	4			100	35	1500				Chickasaw religion by marriage
660 Eliza burton	28		1	1															Chickasaw
TOTALS		12	17	23	4			408	52	7	354	4	424	38	2460		100		



NAMES.	DESCRIPTION OF PERSONS.						OCCUPATION.	LAND.	LIVE STOCK.					AGRICULTURAL PRODUCTS.			MISCELLANEOUS.		
	AGE.	Male.	Female.	Indian.	White.	Colored.		Acres under Cultivation.	No. of Horses.	No. of Mules.	No. of Cattle.	No. of Sheep.	No. of Goats.	No. of Hogs.	No. Bales of Cotton.	No. Bushels of Corn.	No. Bushels of Wheat.	No. Bushels of Oats.	OTHER INFORMATION
661 Robert C. Burton	9	1		1															
662 McDuff M. Burton	6	1																	
663 Sida Burton	4		1																
664 Louis L. Burton	9	1																	
665 Hugh Hamilton	47	1			1														
666 Abel Hamilton	23		1																acquired by marriage
667 Rosella Hamilton	3		1																
668 Sida Hamilton	6		1																
669 W <sup>m</sup> Jefferson Choat	6	1																	
670 Isaac J. Dodson	42	1			1		Farmer	40	11				50	3	300				acquired by marriage
671 Elizabeth Dodson	32		1																
672 Hannibal Dodson	8	1																	
673 Emma Dodson	5		1																
674 Gracy Dodson	3		1																
675 Babe Dodson	3		1																
676 Aaron Harlin	14	1		1															
677 Bula Harlin	10	1		1															
678 Nellie Morgan	7		1																
679 Elisha C. Heskett	36	1			1		Farmer	60	1				40	5	600				acquired by marriage
680 Elyan J. Heskett	36	1					Doubtful												
681 Wm McLean	18	1		1															
682 Annie Heskett	7		1																
683 Henry J. Heskett	5	1																	
684 Amos W. Heskett	4	1																	
685 Elizabeth Heskett	1		1																
686 Alice Moncreff	26	1			1			45	1	2		13		400		300			
687 Joe Moncreff	4	1																	
688 Willy Adams	40	1			1		Farmer	150	1/2	25		95	225	1200	1200				acquired by marriage
689 Susan Adams	40		1																
690 John McKinny	18	1																	
TOTALS		14	14	25	8			345	10	27		115	482	2500		300			



NAMES.	DESCRIPTION OF PERSONS.					OCCUPATION.	LAND.	LIVE STOCK.					AGRICULTURAL PRODUCTS.			MISCELLANEOUS.			
	AGE.	Male.	Female.	Indian.	White.		Colored.	Acres under Cultivation.	No. of Horses.	No. of Mules.	No. of Cattle.	No. of Sheep.	No. of Goats.	No. of Hogs.	No. Bales of Cotton.	No. Bushels of Corn.	No. Bushels of Wheat.	No. Bushels of Oats.	OTHER INFORMATION
691. Ulija McKinney	14		1	1															
692. Albert McKinney	11	1																	
693. Franklin Adams	7	1																	
694. Elizabeth Adams	6		1																
695. Anna Adams	3		1																
696. Stanley M. Huff	28	1				Farmer	275	2	1	300			250	30	2000		20		
697. Rachel M. Huff	25		1																
698. John M. Huff	5		1																
699. Mrs. Hanson M. Huff	100		1																
700. J. G. M. Huff	22	1																	
701. Ann M. Huff	5		1																
702. Simon H. Perkin	31	1				Farmer	32	6		15			100	12	1185		200		
703. Leticia Perkin	22		1																
704. Caroline Perkin	6		1																
705. Jane Perkin	63		1																
706. Richard Pike	31	1			1	Farmer	25	2		30			10						
707. Sarah Pike	17		1				30	3					25	12	2500				citizen by marriage
708. Alexander B. Hamilton	30	1			1	Farmer	60	2		10			150	2	500				citizen by marriage
709. Louisa Hamilton	29		1																
710. Luther J. Hamilton	8	1			1														
711. Elly Hamilton	3		1																
712. Liddy Small	36		1		1														
713. James H. Bert	21	1			1		20	3		8			1	2	200				
714. John Nail	22	1			1														
715. Benj. F. Hightower	47	1			1	Farmer	150	1	1	150			30						
716. Maldera Hightower	33		1		1								100	50	2000		20		citizen by marriage
717. Mary A. Hightower	11		1		1														
718. Adalizer Howden	49		1		1		25	1		110	110		30						
719. Robert Turner	31	1			1	Farmer	15	7	1	155			200	5	1500				
720. Olga Turner	23		1		1														
TOTALS		13	17	25	5		720	41	8	996	110		924	81	13	135		1150	



25 Census of *Subulsky* County,

Choctaw Nation, 1885

NAMES.	DESCRIPTION OF PERSONS.						OCCUPATION.	LAND.	LIVE STOCK.						AGRICULTURAL PRODUCTS.				MISCELLANEOUS.
	AGE.	Male.	Female.	Indian.	White.	Colored.		Acres under Cultivation.	No. of Horses.	No. of Mules.	No. of Cattle.	No. of Sheep.	No. of Goats.	No. of Hogs.	No. Bales of Cotton.	No. Bushels of Corn.	No. Bushels of Wheat.	No. Bushels of Oats.	OTHER INFORMATION.
721 Standley Turner	7	1																	
722 Geo. A. Turner	5		1																
723 Leona B. Turner	4		1																
724 Babe Turner	3		1																
725 Ebron Standley	35	1																	
726 Geo. Choat	42	1					Farmer	130	50	41	210	66	200		2000				
727 Eliza Choat	45		1																
728 Fred Choat	14	1																	
729 Alice Choat	12		1																
730 Lucrea Choat	16		1					40	10		20								
731 Jeanna Choat	14		1																
732 Geo. A. Choat	15	1																	
733 Harry Choat	16	1																	
734 Wilson Choat	18	1																	
735 Robert Pierson	24	1																	
736 Sally Grayson	12		1																
737 Dave Byington	30	1						1	1				20						
738 Harriette E. Byington	26		1																
739 Lucinda Byington	4		1																
740 Rose E. Byington	7		1																
741 Walsy James	31	1						5	2		25		1						
742 Charly Beams	11	1																	
743 Benj Beams	7	1																	
744 Georgianna Nail	15	1																	
745 Josephene Johnson	15		1																
746 John Beams	12	1																	
747 Edward Beams	28	1																	
748 Margrith Beams	33		1																
749 Rufus Tolson	34	1					Farmer	30	11		72		100		200				
750 Clara Tolson	20		1																
TOTALS																			






26 Census of *Sublety* County,

Choctaw Nation, 1883

NAMES.	AGE.	DESCRIPTION OF PERSONS.					OCCUPATION.	LAND. Acres under Cultivation.	LIVE STOCK.						AGRICULTURAL PRODUCTS.				MISCELLANEOUS OTHER INFORMATION
		Male.	Female.	Indian.	White.	Colored.			No. of Horses.	No. of Mules.	No. of Cattle.	No. of Sheep.	No. of Goats.	No. of Hogs.	No. Bales of Cotton.	No. Bushels of Corn.	No. Bushels of Wheat.	No. Bushels of Oats.	
131 Robert Tolson	14	1		1															
132 J. Wade Tolson	12	1		1															
133 Rufus Tolson Jr.	7	1		1															
134 Thomas J. Tolson	3	1		1															
135 Myra Marshall	24		1	1															
136 Selina Marshall	4		1	1															
137 Ellina Marshall			1	1															
138 Phely Beams	33	1		1			60	17		105			60		230				
139 James Beams	11	1		1															
140 Susan Beams	7		1	1															
141 Thomas Beams	7	1		1															
142 Ida T. Beams	6		1	1															
143 Francis Beams	4		1	1															
144 Mattie V. Beams	3		1	1															
145 Allen Archibb	33	1		1		Farmer	3	18		42			80						
146 Wily Archibb	35	1		1															
147 James Hendricks	30	1		1		Farmer	15	5		81			116		600			citizen by marriage	
148 Christopher Cheat	28	1		1															
149 Marzette Cheat	11		1	1															
150 John Lacy	44	1		1		Farmer	12	9		32			35		100			citizen by marriage	
151 Mandy Lacy	30		1	1		Former husband													
152 Vera Lacy	16		1	1															
153 Mary Lacy	13		1	1															
154 Ella Lacy	12		1	1															
155 Anna Lacy	9		1	1															
156 Josephine Lacy	7		1	1															
157 Susan Lacy	2		1	1															
158 Annyolina	55		1	1															
159 Jonas Peabody	43	1		1															
160 Sally Peabody	20	1		1															
TOTALS		11	19	27	3		110	49		218			222		950				



NAMES.	AGE.	DESCRIPTION OF PERSONS.					OCCUPATION.	LAND.	LIVE STOCK.					AGRICULTURAL PRODUCTS.				MISCELLANEOUS.	
		Male.	Female.	Indian.	White.	Colored.		Acres under Cultivation.	No. of Horses.	No. of Mules.	No. of Cattle.	No. of Sheep.	No. of Goats.	No. of Hogs.	No. Bales of Cotton.	No. Bushels of Corn.	No. Bushels of Wheat.	No. Bushels of Oats.	OTHER INFORMATION.
781 Rubin Peabody	3	1																	
782 Wm. Peabody	1		1																
783 Charly Beams	10	1																	
784 John Beams	8	1																	
785 Willie Cott	28	1				Farmer	10	2	8			35		100					
786 Louisa Cott	27		1																
787 Samuel Cott	1																		
788 Thomas L Wood	33	1			1	Farmer	100	5	2	52		175		1600		45		citizen by marriage	
789 Missella Wood	11		1																
790 Carl Killog	5	1																	
791 Wm H. Secar Jr	33	1			1	Farmer	25	8	29	27		25		30				citizen by marriage	
792 Lizzie Secar	48		1																
793 Alex. Blivins	17	1																	
794 Wm H. Secar Jr	20	1																	
795 Geo. Secar	21	1																	
796 Charly Tracy	26	1			1	Farmer	110					35		900				citizen by marriage	
797 Frank Moncreff	2	1																	
798 Charly Tracy Jr	11	1																	
809 Berrien Moncreff	13	1																	
800 Wm Stanton	45	1				Farmer	125	2	3	45		100	6	1000					
801 Martha Stanton	24		1																
802 Wm H. Stanton	13	1																	
803 Mary Stanton	10		1																
804 Annie Stanton	7		1																
805 Arthur Stanton	5	1																	
806 Susan Stanton	3		1																
807 Katy Stanton	3 <sup>rd</sup>		1																
808 Josiah Barnett	40	1			1	Farmer	100	3	2	50		50		200				citizen by marriage	
809 Permelia Barnett	39		1																
810 Elixian Frazier	15		1																
TOTALS		19	11	25	11		1110	20	7	621	37	420	6	3550		75			





NAMES.	AGE.	DESCRIPTION OF PERSONS.					OCCUPATION.	LAND. Acres under Cultivation.	LIVE STOCK.					AGRICULTURAL PRODUCTS.			MISCELLANEOUS		
		Male.	Female.	Indian.	White.	Colored.			No. of Horses.	No. of Mules.	No. of Cattle.	No. of Sheep.	No. of Goats.	No. of Hogs.	No. Bales of Cotton.	No. Bushels of Corn.	No. Bushels of Wheat.	No. Bushels of Oats.	OTHER INFORMATION
811 Ellen Reagan	13		/	/															
812 Sissy Sexton	110		/	/			13	H	H										
813 Solomon Bexton	6	/																	
814 Susanna Hussey	30		/	/							2								
815 James James	7	/																	
816 Solomon Chukimabe	17	/		/															
817 Nahombe	60	/		/			16												
818 Selina Nahombe	35		/	/															
819 Elias Nahombe	14	/		/															
820 Silas William	17	/		/															
821 Holly Willis	30		/	/															
822 James Willis	4	/		/															
823 Jane Willis	1		/	/															
824 Justin Willis	30	/		/		Farmer	3	4					110		30				
825 Mary Willis	29		/	/															
826 Silas Ward	30	/		/															
827 Subbin Primer	30	/		/															
828 Sally Primer	29		/	/															
829 Geo. Trout	38	/			/	Farmer	100	2	1	30			75		600		100	Chickens	No License
830 Annis Trout	16		/	/															
831 Fannie Stanton	12		/	/															
832 Sampson Bexton	32	/		/															
833 John Bexton	7	/		/															
834 Gains Bexton	7	/		/															
835 Anos Wade	50	/		/		Farmer	60	5					8						Chickens
836 Annis Wade	11		/	/															
837 Nicholas Wade	38	/		/		Farmer	2	11					30		7				
838 Simon Wade	10	/		/															
839 Louisa Mishotambe	20		/	/															
840 Lizzie Mishotambe	7		/	/															
TOTALS		17	13	99	1		145 179	70	2	46	6		272		757		110		



NAMES.	DESCRIPTION OF PERSONS.						OCCUPATION.	LAND.	LIVE STOCK.						AGRICULTURAL PRODUCTS.				MISCELLANEOUS.
	AGE.	Male.	Female.	Indian.	White.	Colored.		Acres under Cultivation.	No. of Horses.	No. of Mules.	No. of Cattle.	No. of Sheep.	No. of Goats.	No. of Hogs.	No. Bales of Cotton.	No. Bushels of Corn.	No. Bushels of Wheat.	No. Bushels of Oats.	OTHER INFORMATION
841 Francis Westlake	1		1																
842 Isreal Lewis	20	1																	
843 Sampson Wade	30	1																	
844 Melindy Wade	16		1																
845 Wm. Anderson	30	1																	
846 Betty Anderson	25		1																
847 Amy Anderson	4		1																
848 Abel Anderson	1		1																
849 Wm. Anderson Jr.	10	1																	
850 Nancy Perryman	38		1																
851 Alex Black	35	1																	
852 Willie Perryman	20	1																	
853 James Black	31	1																	
854 Frank Nelson	26	1																	
855 Margrett Nelson	20		1																citizen (yearling)
856 James Davis	36	1			1		Farmer	93	2	10			200		2000				citizen (yearling)
857 Annie Davis	32		1																
858 Ella Davis	13		1																
859 Wm. Davis	12	1																	
860 John R. Davis	10	1																	
861 Robert Davis	8	1																	
862 Maurettia Davis	6		1																
863 James Davis	4	1																	
864 Geo. Davis	2	1																	
865 Isreal McElish	24	1																	
866 Thomas L. Lourey	40	1																	
867 Cecary Lourey	33		1						2	3									
868 Thomas Lourey Jr.	6	1																	
869 Lucy Lourey	14		1																
870 Emma Johnson	12		1																
TOTALS	18	12	1					99	18	10			141		2080				



30 Census of *Subucunay* County,

Choctaw Nation, 1885

NAMES	AGE	DESCRIPTION OF PERSONS.					OCCUPATION	LAND	LIVE STOCK.						AGRICULTURAL PRODUCTS.				MISCELLANEOUS
		Male	Female	Indian	White	Colored		Acres under Cultivation	No. of Horses	No. of Mules	No. of Cattle	No. of Sheep	No. of Goats	No. of Hogs	No. Bales of Cotton	No. Bushels of Corn	No. Bushels of Wheat	No. Bushels of Oats	OTHER INFORMATION
871 John S. Standley	41	1		1					4	1	2			80					
872 Margratt Standley	21		1		1														
873 Nancy Standley	18		1																
874 Thomas Brennan	32	1				1			2		40			100					<i>citizen by marriage</i>
875 Mary Brennan	28		1																
876 Hobu Jones	8		1																
877 Sam Jones	5		1																
878 Farmer Jones	2		1																
879 Henry W. Jones	33	1				1	<i>Farmer</i>	25	3										<i>citizen by marriage</i>
880 Sheldon Juniper	28	1				1	<i>Mechanic</i>	10	2	80			16						<i>citizen by marriage</i>
881 Mattie Juniper	19		1																
882 Emma Nelson	40		1					8	3										<i>citizen by marriage</i>
883 Phillip Nelson	5		1																
884 Mattie Nelson	6		1																
885 Cobby Nelson	1		1																
886 Peter Nail	20	1				1													
887 Ismael Sealy	30	1				1													
888 Susan Sealy	25		1																
889 Lucian Sealy	6		1																
890 James Sealy	5		1																
891 Melly Sealy	7		1																
892 James S. Johnston	37	1				1	<i>Farmer</i>	52					12	1000					<i>citizen by marriage</i>
893 Mary Johnston	33		1																
894 Rufus Johnston	12		1																
895 Arthur Johnston	15		1																
896 Ben Grubbs	27	1				1	<i>Farmer</i>	110	5	4			20	500					
897 Gena Grubbs	27		1																
898 John Grubbs	9		1																
899 Buster Grubbs	7		1																
900 Victoria Grubbs	11		1																
TOTALS		18	12	25	5			112	19	13	180		228	1800					



31 Census of *Tulahoma* County,

Choctaw Nation, 1885

NAMES	AGE	DESCRIPTION OF PERSONS					OCCUPATION	LAND Acres under Cultivation	LIVE STOCK					AGRICULTURAL PRODUCTS			MISCELLANEOUS OTHER INFORMATION	
		Male	Female	Indian	White	Colored			No. of Horses	No. of Mules	No. of Cattle	No. of Sheep	No. of Goats	No. of Hogs	No. Bales of Cotton	No. Bushels of Corn		No. Bushels of Wheat
901 Robert Grubbs	2	1																
902 Ben Grubbs	10	1																
903 Fritz Suddles	24	1			1	Farmer	125	14	5	96	5	100						citizen by marriage
904 Ed Suddles	3	1																
905 Terina Suddles	17		1	1														
906 James J. McAlister	42	1			1	Widow	430	10	1	2000		100	15000			300		citizen by marriage Choctaw
907 Rebecca McAlister	45		1	1														
908 Judy McAlister	11		1	1														
909 J. Bunn McAlister	9	1	X	1														
910 Wm Berry McAlister	5	1		1														
911 Lynch B. Cochran	38	1			1		20	1	1	15								citizen by marriage
912 Viola Cochran	24		1	1														
913 Lula Cochran	10	X	1	1		Farmer	4	5	4			10	30					
914 Meyashonale	20																	
915 Sally	65		1	1														
916 Jesse Carter	30	1		1		Farmer	6	5	30	15	20	300						
917 Wannie Carter	7		1	1														
918 Fannie Carter	4		1	1														
919 Rosa Carter	3		1	1														
920 Simpson James	18	1		1				1	6		4							
921 Sarah James	15		1	1							4							
922 Mary James	21		1	1				1	6		10							
TOTALS	11	10	11	18	3		635	32	13	2159	21	253	15000	330				

I hereby certify that above and fore correct copy from the original in my office. In witness  
Choctaw Nation

going transcript is a true and correct copy now on file hereto I affixed the seal of the  
This 30<sup>th</sup> day of July 1886.  
Thompson McKinnis  
Notarial Secretary  
Choctaw Nation

TOTALS



# Choctaw Nation, 1885.

LAND.	LIVE STOCK.					AGRICULTURAL PRODUCTS.				MISCELLANEOUS.	
Acres under Cultivation.	No. of Horses.	No. of Mules.	No. of Cattle.	No. of Sheep.	No. of Goats.	No. of Hogs.	No. Bales of Cotton.	No. Bushels of Corn.	No. Bushels of Wheat.	No. Bushels of Oats.	OTHER INFORMATION.

*The Census of Cedar County  
in the 2<sup>nd</sup> Judicial District  
Choctaw Nation in the  
Year 1885.*

25795 INDIAN OFFICE  
Index No. 6 1886





Census of Cedar County,

Choctaw Nation, 1885

		DESCRIPTION OF PERSONS.						LAND.											MISCELLANEOUS	
NAMES	AGE	Male	Female	Indian	White	Colored	OCCUPATION.	Acres under Cultivation.	No. of Horses.	No. of Mules.	No. of Cattle.	No. of Sheep.	No. of Goats.	No. of Hogs.	No. Bales of Cotton.	No. Bushels of Corn.	No. Bushels of Wheat.	No. Bushels of Oats.	OTHER INFORMATION	
1	Robert Neuka	40	1				Farmer	13	6					20		50				
2	Elizabeth Neuka	40		1																
3	William Neuka	12	1																	
4	Susan Neuka	8		1																
5	William Davis	40	1				"	5	3					35						
6	Susan Davis	25		1																
7	Joseph Buchanan	30	1				"							10						
8	Joseph Harris	38	1																	
9	Reedley Hale	80		1			"													
10	Nancy Hale	10		1				12	3		12			20		35				
11	Mary Hale	8		1																
12	Jefferson	30	1					1						11						
13	Samby Jefferson	20		1																
14	Salmy Jefferson	1	1																	
15	Nimsy Jefferson	60		1																
16	Mulsey Jefferson	30		1																
17	Peter Thompson	37	1				"	4	6		3			25	1/2	40				
18	Louisiana Thompson	20		1																
19	Diias Thompson	18	1																	
20	Louisa Thompson	13		1																
21	Sam Frazier	18	1						1		10			8		75				
22	Robert S. Frazier	44	1				"	8	4		60			30						
23	Marcia Frazier	20		1																
24	Noah Frazier	6	1																	
25	Jincey Frazier	20		1																
26	Razen Frazier	22	1				"		2		12			25						
27	Jackson Frazier	1	1																	
28	Psham	40	1						8											
29	Siwah	30		1																
30	Jackson Williams	28	1																	
TOTALS			16	14	30			41	21		103			154	1	200				



Census of Cedar County,

Choctaw Nation, 1885.

		DESCRIPTION OF PERSONS.						LAND.											MISCELLANEOUS						
NAMES.	AGE.	Male.	Female.	Indian.	White.	Colored.	OCCUPATION.	Acres under Cultivation.	No. of Horses.	No. of Mules.	No. of Cattle.	No. of Sheep.	No. of Goats.	No. of Hogs.	AGRICULTURAL PRODUCTS.			OTHER INFORMATION							
															No. Bales of Cotton.	No. Bushels of Corn.	No. Bushels of Wheat.								
1	Kotokh Williams	30	1	1																					
2	Alexander Reed	28	1	1			Farmer	3	2		2			2				20							
3	Iris Reed	28	1	1																					
4	Billy Williams	28	1	1			"	10	1		11							31							
5	Solly Williams	28	1	1																					
6	Long Billy	18	1	1																					
7	Issaijana Harris	30	1	1			"	5	1					10				30							
8	Phillip Good	47	1	1					1					10				20							
9	Julia Good	20	1	1																					
10	Adam Good	1	1	1																					
11	Hampson Jefferson	30	1	1			"	7	3					12				40							
12	Agnis Jefferson	30	1	1																					
13	Eliza Jefferson	12	1	1																					
14	Jimm Jefferson	4	1	1																					
15	Johnson Wesley	30	1	1			"	4	1					10				30							
16	Mary Wesley	28	1	1																					
17	Viney Wesley	5	1	1																					
18	Edward Wesley	7	1	1																					
19	John Taylor	35	1	1			"	8	1									10							
20	Margaret Taylor	10	1	1																					
21	Nancy Taylor	20	1	1																					
22	Joseph Taylor	14	1	1																					
23	Abraham Taylor	13	1	1																					
24	Lisamen Taylor	3	1	1																					
25	Viney Taylor	2	1	1																					
26	William Tillis	44	1	1			"	4	2					4				30							
27	Susan Tillis	45	1	1																					
28	Ellen Tillis	12	1	1																					
29	Mary Tillis	11	1	1																					
30	Edna Tillis	9	1	1																					
TOTALS			18	17	30			41	12	19				48				215							



Census of Cedar County,

Choctaw Nation, 1885

NAMES.	AGE.	DESCRIPTION OF PERSONS.					OCCUPATION.	LAND.		LIVE STOCK.						AGRICULTURAL PRODUCTS.				MISCELLANEOUS.
		Male.	Female.	Indian.	White.	Colored.		Acres under Cultivation.	No. of Horses.	No. of Mules.	No. of Cattle.	No. of Sheep.	No. of Goats.	No. of Hogs.	No. Bales of Cotton.	No. Bushels of Corn.	No. Bushels of Wheat.	No. Bushels of Oats.	OTHER INFORMATION	
61 Bishop Lillis	2	1		1																
62 Josiah Lillis	4	1		1																
63 Stewart Jefferson	25	1		1				9				20								
64 Betsy Jefferson	16		1	1																
65 Peter Jefferson	35	1		1		Farmer	10	5				40		30						
66 Betsy Jefferson	30		1	1																
67 Myrmy Jefferson	5		1	1																
68 Sissy Jefferson	4		1	1																
69 Shepherd Jefferson	2	1		1																
70 Sizer Jefferson	1	1		1																
71 Solomon Campbell	28	1		1		"	8	2				10	1	30						
72 Arveline Campbell	28		1	1				1												
73 David Campbell	10	1		1																
74 Philisten Campbell	6	1		1																
75 Louis Campbell	5	1		1																
76 John Campbell	2		1	1																
77 Reuben Jackson	43	1		1		"	40	10	2	60		50	8	200						
78 Nancy Jackson	43		1	1																
79 Finny Jackson	16		1	1																
80 Mary Harlin	50	1		1		"	3	3				115		60						
81 Rader Harlin	13	1		1			6	6				6								
82 Melissa Wilson	50		1	1		"														
83 Jimmy Wilson	10	1		1																
84 Charles Peter	25	1		1																
85 Sinah Peter	25		1	1																
86 Molly Peter	9		1	1																
87 Jimmy Peter	1	1		1																
88 Thomas Peter	70	1		1																
89 Sampson Michetabe	30	1		1				1												
90 Betsy Meche take	10		1	1																
TOTALS		18	12	30			67	37	2	60		141	9	320						



Census of Cedar County,

Choctaw Nation, 1885

NAMES.	DESCRIPTION OF PERSONS.						OCCUPATION.	LAND.		LIVE STOCK.						AGRICULTURAL PRODUCTS.			MISCELLANEOUS
	AGE.	Male.	Female.	Indian.	White.	Colored.		Acres under Cultivation.	No. of Horses.	No. of Mules.	No. of Cattle.	No. of Sheep.	No. of Goats.	No. of Hogs.	No. Bales of Cotton.	No. Bushels of Corn.	No. Bushels of Wheat.	No. Bushels of Oats.	OTHER INFORMATION
91 Mullis Michetabe	14	1		1															
92 Nels Michetabe	11		1	1															
93 Lissy Michetabe	10		1	1															
94 Moses Michetabe	2	1		1															
95 Simon Thompson	33	1		1			Farmer	4	6	30			30	1	30				
96 Lucy Thompson	20		1	1															
97 Eaten Thompson	14	1		1															
98 Henry Thompson	12	1		1															
99 Agnes Thompson	11		1	1															
100 Emma Thompson	8		1	1															
101 Frances Thompson	1		1	1															
102 Joseph Thompson	24	1		1				20	1	6			30						
103 Aaron Frazier	33	1		1				10	20	150	30		300		30				
104 Jenny Frazier	25		1	1					3	25			10						
105 Martha Frazier	4		1	1															
106 Mary Frazier	60		1	1					10	200	12		350						
107 Susway Frazier	8		1	1					3	10			40						
108 Lizzie Frazier	6		1	1															
109 Stephen Frazier	32	1		1				15	8	30			50		100				
110 Terissy Frazier	28		1	1									10						
111 Harris Frazier	7	1		1															
112 Eliza Frazier	4		1	1															
113 Eliza Ann Frazier	30		1	1					1				25						
114 Nichols Pickens	30	1		1				5	2										
115 Polly Pickens	30		1	1															
116 Ellen Pickens	6		1	1															
117 Dickson Pickens	1	1		1															
118 Henry LeFlora	17	1		1					2				10						
119 Edmund LeFlora	45	1		1				33	12	125			100		240				
120 Michael LeFlora	15	1		1															
TOTALS		14	16	30				70	68	566	42		955 1/2		470				



Census of Cedar County,

Choctaw Nation, 1885

NAMES.	AGE.	DESCRIPTION OF PERSONS.					OCCUPATION.	LAND.		LIVE STOCK.					AGRICULTURAL PRODUCTS.			MISCELLANEOUS.	
		Male.	Female.	Indian.	White.	Colored.		Acres under Cultivation.	No. of Horses.	No. of Mules.	No. of Cattle.	No. of Sheep.	No. of Goats.	No. of Hogs.	No. Bales of Cotton.	No. Bushels of Corn.	No. Bushels of Wheat.	No. Bushels of Oats.	OTHER INFORMATION.
121 Susan L. Glone	10		1	1															
122 Esthene L. Glone	6	1		1															
123 Mary Ann L. Glone	4		1	1															
124 Nancy L. Glone	1		1	1															
125 Marcha L. Glone	30		1	1															
126 Campbell H. Brazier	45	1				Farmer	25	8	1	30	20	3	260	150	150				
127 Anna Brazier	30		1	1			15	4		45	20		110	75					
128 Frank Brazier	13	1		1															
129 May Salahamalukku	25		1	1					2										
130 Jane Garland	25		1	1				1					13						
131 Edmond Garland	3	1		1															
132 Rena Garland	3		1	1															
133 Draining Garland	1		1	1															
134 Wallace Jefferson	52	1		1			7	3		9			100	160					
135 Betsy Jefferson	48		1	1															
136 Josiah Jefferson	15	1		1															
137 Isaac Jefferson	1	1		1															
138 Morris Jefferson	3	1		1															
139 Gilbert Shoteau	25	1		1			7	2					10	110					
140 Sophia Shoteau	20		1	1															
141 Lawson Harrison	25	1		1			10	3					40	1	60				
142 Rhoda Harrison	20		1	1															
143 John Hickman	25	1		1															
144 Sely Hickman	22		1	1															
145 Taylor Hickman	3	1		1															
146 Nancy Hickman	1		1	1															
147 Elizabeth Thomas	45		1	1			13			6			10	20					
148 William Thomas	6	1		1			6			4			60						
149 Coleau Thomas	30		1	1															
150 Isaac A. Billy	27	1		1			6	2		29			35						
TOTALS		14	16	30			89	25	1	143	40	3	638	1	590	150			



NAMES.	AGE.	DESCRIPTION OF PERSONS.					OCCUPATION.	LAND.		LIVE STOCK.					AGRICULTURAL PRODUCTS.			MISCELLANEOUS.	
		Male.	Female.	Indian.	White.	Colored.		Acres under Cultivation.	No. of Horses.	No. of Mules.	No. of Cattle.	No. of Sheep.	No. of Goats.	No. of Hogs.	No. Bales of Cotton.	No. Bushels of Corn.	No. Bushels of Wheat.	No. Bushels of Oats.	OTHER INFORMATION.
141 Emily Billy	11	1	1																
142 Ely Billy	3	1																	
143 Shithana Campbell	45		1	1			Farmer	2							5				
144 Joshua Campbell	27	1		1															
145 Davis Frazier	40	1		1			"	20	14	60	7	200		100					
146 Celsy Frazier	40	1	1																
147 Jimmy Frazier	10	1		1															
148 Joseph Frazier	38	1		1					1	5		15		75					
149 Emily Frazier	24		1	1															
150 Dada Frazier	1		1	1															
151 Elizabeth Loma	30		1	1															
152 John Loma	7	1		1															
153 Lilly Loma	1		1	1															
154 Wallace Takabe	30	1		1			"	20		30		150		160					
155 Jenny Takabe	40		1	1															
156 Sam Henderson	26	1		1			"	6											
157 Sinah Henderson	30		1	1					1	5		15							
158 Phibe Lewis	30		1	1			"	8	1			6		40					
159 Salina Lewis	13		1	1															
160 Gillut Lewis	10	1		1															
161 Stephen Whitaya	42	1		1															
162 Lawrence Williams	33	1		1			"	10	1	3		10		30					
163 Mary Williams	7		1	1															
164 Robert Jackson	17	1		1			"	3	1			20							
165 Millissa Jackson	20		1	1															
166 Silas Bacon	30	1		1															
167 Izabella Bacon	16		1	1			"	2	2	3	3	5							
168 Jackson Barney	34	1		1															
169 Wally Bagby	16	1		1															
170 Nakish Michambi	50	1		1															
TOTALS		16	14	30				51	21	103	10	121		110					



Census of Cedar County,

Choctaw Nation, 1885

NAMES	AGE	DESCRIPTION OF PERSONS					OCCUPATION	LAND Acres under Cultivation	LIVE STOCK					AGRICULTURAL PRODUCTS				MISCELLANEOUS OTHER INFORMATION
		Male	Female	Indian	White	Colored			No. of Horses	No. of Mules	No. of Cattle	No. of Sheep	No. of Goats	No. of Hogs	No. Bales of Cotton	No. Bushels of Corn	No. Bushels of Wheat	
181 Ellis Nelson	35	1		1			farmer	18	7		20			50		170		
80 Lizzie Nelson	22		1															
183 Devina Nelson	3		1															
184 Collocua Nelson	2		1															
185 Resay Nelson	2		1															
186 John Willis	60	1					"	4	1				2	1	20			
187 Smapesatimma	45		1															
88 Josephus	10	1																
189 Nelson Loman	54	1							1				25					
190 Cery Loman	18		1										12					
191 Whittip Noah	35	1		1			"	10	3				10	3	70			
192 Becky Noah	17		1															
193 John James	52	1		1			"	5	1				20		60			
194 Teraine James	3	1																
195 James Jacob	24	1		1			"		1				30					
196 Samuel Noah	29	1		1			"	3	1				7					
197 Izabella Noah	22		1	1									15					
198 Frances Noah	15		1	1									15					
199 George Washington	30	1		1			"	9	2		3		10		10			
200 Melissa Washington	35		1	1														
201 Lucy Ann Washington	5		1	1														
202 Eney Washington	4		1	1														
203 Joseph North	30	1		1			"	13	1				5					
204 Ina North	5		1	1														
205 Simon Thomas	30	1		1			"	5	2				10					
206 Melin Thomas	35		1	1														
207 Josiah Thomas	13	1		1														
208 Jazy Thomas	10		1	1														
209 Solomon Thomas	5	1		1														
210 Simpson Thomas	1	1		1														
TOTALS		15	15	30				73	20		23		212	7	350			



8

Census of

County,

Choctaw Nation, 1885

NAMES.	AGE.	DESCRIPTION OF PERSONS.					OCCUPATION.	LAND.		LIVE STOCK.					AGRICULTURAL PRODUCTS.				MISCELLANEOUS.
		Male.	Female.	Indian.	White.	Colored.		Acres under Cultivation.	No. of Horses.	No. of Mules.	No. of Cattle.	No. of Sheep.	No. of Goats.	No. of Hogs.	No. Bales of Cotton.	No. Bushels of Corn.	No. Bushels of Wheat.	No. Bushels of Oats.	OTHER INFORMATION.
111 Abel Smith	25	/		/															
112 Anna Lewis	18	/		/		farmer	5	11				11							
113 Joseph Hale	16	/		/															
114 William Lewis	35	/		/															
115 Mary Lewis	20		/	/															
116 Letitia Lewis	15		/	/															
117 Lavinia Lewis	15	/		/															
118 Colton Lewis	5		/	/															
119 Lewis Wallace	40	/		/			5	8						2	500				
120 Louisa Wallace	25		/	/								11							
121 William Wallace	15	/		/															
122 Elsie Wallace	10		/	/			11	6				8		3	100				
123 Campbell Masley	20	/		/			5	7	20	1		25			40				
124 Lanchilena	15		/	/				5	5			11							
125 Lorny Lanchilena	12		/	/															
126 Lettinton Hopson	20	/		/															
127 William Hopson	24	/		/															
128 Alfred Hopson	8	/		/															
129 Lavinia Hopson	6		/	/															
130 Mabel Hopson	4		/	/															
131 William Hopson	5	/		/															
132 John Hopson	22	/		/															
133 William Hopson	25		/	/															
134 Logan Hopson	11		/	/															
135 Davis Hopson	3	/		/															
136 Lavinia Hopson	16	/		/															
137 Mary Ann Hopson	15		/	/															
138 Betty Hopson	3		/	/															
139 Sally Hopson	50		/	/			7	1				6							
140 Stephen Payne	22	/		/															
TOTALS		15	10	30			53	75	119	1		28	7	300					



NAMES.	DESCRIPTION OF PERSONS.						OCCUPATION.	LAND.		LIVE STOCK.						AGRICULTURAL PRODUCTS.				MISCELLANEOUS
	AGE.	Male.	Female.	Indian.	White.	Colored.		Acres under Cultivation.	No. of Horses.	No. of Mules.	No. of Cattle.	No. of Sheep.	No. of Goats.	No. of Hogs.	No. Bales of Cotton.	No. Bushels of Corn.	No. Bushels of Wheat.	No. Bushels of Oats.	OTHER INFORMATION	
236 William Schuabe	29	/		/			Farmer	5	5	1			30							
237 Emma Schuabe			/	/																
238 Isaac Weston		/		/																
239 Warren Bacon	22	/		/					1				10		35					
240 Atlas Mulling	17	/		/																
241 James Mulling	38	/		/				5	1						10					
242 Oklehona Mulling	30		/	/																
243 Johnson Mulling	3	/		/																
244 Wanda Mullin	5		/	/																
245 John Willey	60	/		/				60					1							
246 Herman Betty	12	/		/																
247 Harry Betty	30		/	/																
248 David Betty	3	/		/																
249 Ernest Niska	56	/		/				6	1											
250 James Niska	40	/		/										1	35					
251 Solomon Niska	17	/		/																
252 Joel Niska	1		/	/																
253 Morris Tom	24	/		/				4	3				15		15					
254 Sackett Tom	30		/	/					1					2	10					
255 Wilson Tom	1	/		/																
256 James Louis	25	/		/				3	3				15		15					
257 Viccy Louis	23		/	/																
258 Sen. Bacon	20	/		/					1				16							
259 Mary Garland	30		/	/					2				21							
260 William Garland	3	/		/																
261 Sybel Garland	1		/	/																
262 Jennie Garland	1		/	/																
263 Sasin Houston	40	/		/				25	10	20			50	2	150					
264 Nancy Houston	35		/	/																
265 Isaac Billy	22	/		/																
TOTALS		17	11	30				11	31	22			205	2	200					



Census of Cedar County,

Choctaw Nation, 1885

NAMES	AGE	DESCRIPTION OF PERSONS					OCCUPATION	LAND Acres under Cultivation	LIVE STOCK						AGRICULTURAL PRODUCTS				MISCELLANEOUS OTHER INFORMATION
		Male	Female	Indian	White	Colored			No. of Horses	No. of Mules	No. of Cattle	No. of Sheep	No. of Goats	No. of Hogs	No. Bales of Cotton	No. Bushels of Corn	No. Bushels of Wheat	No. Bushels of Oats	
271 Samuel Nehka	38	1					Farmer		1		1			10	31				
272 Susan Nehka	31		1	1															
273 Susan Nehka	17		1	1															
274 Louisa Nehka	7		1	1															
275 Susa Nehka	1		1	1															
276 Samuel Nehka	2	1																	
277 Sely Tom	40		1	1				3	3										
278 Martha Tom	7		1	1															
279 Louisa Tom	15		1	1															
280 Elizabeth Tom	1	1																	
281 Mary Fortis	65		1	1				10	1										
282 Nancy Pesatokabe	65		1	1				3	1				15						
283 Emma Pesatokabe	30		1	1															
284 John Pesatokabe	41	1																	
285 Willie Jacob	30		1	1															
286 Vaaman Billy	16	1																	
287 Lawson Billy	5	1												13					
288 John Billy	34	1						4		2			12						
289 Selsy Billy	45		1	1															
290 Eliza Gibson	30		1	1										1					
291 Stanton Gibson	6	1																	
292 Carlo Gibson	1	1																	
293 Harrison Tom	34	1																	
294 Melissa Tom	30		1	1															
295 Jim Tom	15	1																	
296 Colum Gus Tom	73	1																	
297 Joel Tom	0	1																	
298 Bille Tom	6		1	1															
299 Jessy Tom	5	1																	
300 Sarah Tom	1		1	1															
TOTALS		14	30					37	11	15			61	30					



Census of Cedar

County,

Choctaw Nation, 1885

NAMES.	AGE.	DESCRIPTION OF PERSONS.					OCCUPATION.	LAND.	LIVE STOCK.						AGRICULTURAL PRODUCTS.				MISCELLANEOUS.
		Male.	Female.	Indian.	White.	Colored.		Acres under Cultivation.	No. of Horses.	No. of Mules.	No. of Cattle.	No. of Sheep.	No. of Goats.	No. of Hogs.	No. Bales of Cotton.	No. Bushels of Corn.	No. Bushels of Wheat.	No. Bushels of Oats.	OTHER INFORMATION
291 Joseph Wesley	28	1		1															
292 Elizabeth Wesley	32		1																
293 Emma Wesley	8		1																
294 Charles Wesley	1	1																	
295 Pierre Wesley	40		1																
296 Rachel Wesley	5		1																
297 Minnie Wallace	10		1																
298 Stephen Wallace	10		1				5	3				1		10					
299 Benjamin Wallace	11		1																
300 Mary Ann Wallace	8		1																
301 Thomas Willis	30	1		1															
302 Willie Willis	7		1																
303 Fiza Ann Willis	2		1																
304 Samuel Sabin	28	1		1															
305 Charlotte Wallcut	13		1																
306 Jason Wallcut	10		1																
307 George Solomon	20	1		1															
308 Christiana Solomon	28		1																
309 Nancy Solomon	5		1																
310 Emmalind Solomon	1		1																
311 Daniel Altman	20	1		1															
312 Nancy Stemma	45		1																
313 John Brazier	35	1		1															
314 Susan Brazier	25		1																
315 Isaac Brazier	5		1																
316 Thompson Brazier	3		1																
317 Davis Brazier	2		1																
318 Graham	30	1		1															
319 Susan Graham	30		1																
320 William Graham	1		1																
TOTALS		10	12	30				57	13	36			200	5	100				




Census of Ada County,

Choctaw Nation, 1885.

J. H. Rice & Sons, Printers and Binders, Fort Scott, Mo.

NAMES.	DESCRIPTION OF PERSONS.						OCCUPATION.	LAND.		LIVE STOCK.						AGRICULTURAL PRODUCTS.				MISCELLANEOUS.
	AGE.	Male.	Female.	Indian.	White.	Colored.		Acres under Cultivation.	No. of Horses.	No. of Mules.	No. of Cattle.	No. of Sheep.	No. of Goats.	No. of Hogs.	No. Bales of Cotton.	No. Bushels of Corn.	No. Bushels of Wheat.	No. Bushels of Oats.	OTHER INFORMATION	
181 William Graham	1	/		/																
182 John Graham	2	/		/																
183 Wade Graham	3	/		/																
184 Leachubbe	10	/		/																
185 William Leachubbe	67	/		/																
186 Lucy Leachubbe	30	/		/																
187 Lincy Leachubbe	7	/		/																
188 Luwah Leachubbe	5	/		/																
189 John Colbert	30	/		/																
190 Sarah Colbert	2	/		/																
191 Joshua Colbert	2	/		/																
192 Charles Colbert	7	/		/																
193 Martha Colbert	5	/		/																
194 Art Balliest	27	/		/																
195 Hilda Balliest	50	/		/																
196 Nancy Balliest	12	/		/																
197 Jane Balliest	10	/		/																
198 Callen Balliest	28	/		/																
199 William Balliest	20	/		/																
200 Duane Balliest	4	/		/																
201 Elizabeth Balliest	1	/		/																
202 Nelson Smith	37	/		/																
203 Walter Smith	33	/		/																
204 Henry Smith	17	/		/																
205 Nancy Smith	13	/		/																
206 Mary Smith	1	/		/																
207 Sarah Smith	1	/		/																
208 James Smith	36	/		/																
209 Betsy Smith	5	/		/																
210 Ellen Drumpton	28	/		/																
TOTALS	14	1630																		





NAMES	DESCRIPTION OF PERSONS.						OCCUPATION.	LAND.	LIVE STOCK.						AGRICULTURAL PRODUCTS.			MISCELLANEOUS.	
	AGE.	Male.	Female.	Indian.	White.	Colored.		Acres under Cultivation.	No. of Horses.	No. of Mules.	No. of Cattle.	No. of Sheep.	No. of Goats.	No. of Hogs.	No. Bales of Cotton.	No. Bushels of Corn.	No. Bushels of Wheat.	No. Bushels of Oats.	OTHER INFORMATION
301 Charles Hampton	31		1																
302 Ellen Hampton	3	1																	
303 Rebecca Hampton	1		1																
304 Leontine Hampton	20	1																	
305 W.A. Hampton	20		1																
306 Edward Bowen	53	1																	
307 Sarah Bowen	40		1																
308 Malcom Bowen	15	1																	
309 Martha Bowen	7		1																
310 Sophia Weston	68		1																
311 Vince Wesley	32		1																
312 George William	11		1																
313 Mary Jefferson	6		1																
314 David Johnson	44	1																	
315 Robert Wake	45	1																	
316 Alice Wake	35	1																	
317 Anna Wake	20		1																
318 William Wake	50	1																	
319 Edna Wake	27		1																
320 George Wake	25	1																	
321 Frederick Wake	11		1																
322 Polley Wake	5		1																
323 Lewis McCallabbe	38	1																	
324 Sophia McAlabe	7		1																
325 Selma McAlabe	45		1																
326 Wince McAlabe	6		1																
327 Fida McAlabe	5		1																
328 Grand McAlabe	3	1																	
329 England McAlabe	1	1																	
330 Sampson Camp	38	1																	
TOTALS	19	15	30					32	33	114		23		270					



Census of Cedar County,

Choctaw Nation, 1885.

NAMES	AGE	DESCRIPTION OF PERSONS					OCCUPATION	LAND		LIVE STOCK					AGRICULTURAL PRODUCTS			MISCELLANEOUS	
		Male	Female	Indian	White	Colored		Acres under Cultivation	No. of Horses	No. of Mules	No. of Cattle	No. of Sheep	No. of Goats	No. of Hogs	No. Bales of Cotton	No. Bushels of Corn	No. Bushels of Wheat	No. Bushels of Oats	OTHER INFORMATION
180 Lucy Felik Katalahy	33	1		1															
181 William Felik Katalahy	30	1		1															
182 Wally Mc Kingie	32		1					1					15						
183 Nancy Mc Kingie	5		1																
184 Mack Mc Kingie	11		1																
185 Selen Mc Kingie	2		1																
186 Gilbert Felik Katalahy	28	1		1		Farmer	3	2					20		20				
187 Nancy Felik Katalahy	26		1																
188 Celia Ann Felik Katalahy	2		1																
189 Maggie Ann Felik Katalahy	2		1																
190 Sucky Felik Katalahy	2		1																
191 William H. Harkins	33	1		1			3												
192 William Harkins	30	1		1															
193 Mary Harkins	28		1																
194 Mark Homma	30	1		1			11	1											
195 Sophia Homma	35		1																
196 Paul Homma	17	1		1															
197 Le Campi Nimoria	12	1		1															
198 Jesse Homma	7	1		1															
199 Turner Cole	31	1		1			3	1					10		60				
200 Elizabeth Cole	25		1																
201 Nancy Cole	2		1																
202 Simmsy Cole	7		1																
203 Eliza Ann Cole	3		1																
204 Thomas Anstabe	36	1		1															
205 Susan Anstabe	26		1																
206 Selway Anstabe	16		1																
207 Johnson Anstabe	6	1		1															
208 Linn Anstabe	11	1		1															
209 Cornelius James	30	1		1			3												
TOTALS		17	16	30									60		100				



NAMES.	DESCRIPTION OF PERSONS.						OCCUPATION.	LAND.							LIVE STOCK.				AGRICULTURAL PRODUCTS.				MISCELLANEOUS.
	AGE.	Male.	Female.	Indian.	White.	Colored.		Acres under Cultivation.	No. of Horses.	No. of Mules.	No. of Cattle.	No. of Sheep.	No. of Goats.	No. of Hogs.	No. Bales of Cotton.	No. Bushels of Corn.	No. Bushels of Wheat.	No. Bushels of Oats.	OTHER INFORMATION.				
431 Julia Ann James	32		1	1																			
432 Nicholas Cole	40	1		1				2	4						10								
433 John Cole	19	1		1																			
434 William Cole	9	1		1																			
435 James Cole	3	1		1																			
436 Stephen Yakmishkale	30	1		1				5				11		20									
437 Mary Yakmishkale	38		1	1																			
438 Gadsden Yakmishkale	17	1		1																			
439 Calvin Yakmishkale	16	1		1																			
440 Timothy Yakmishkale	1	1		1																			
441 Walter Camp	68		1	1																			
442 Mulsey Camp	68		1	1				2				20		20									
443 John Cole	32	1		1								10											
444 James Cole	18	1		1								6											
445 Salsy Cole	14		1	1																			
446 Winah Cole	1		1	1																			
447 Ellen Cole	6		1	1																			
448 Joseph Cole	1		1	1																			
449 Master Sherrard	37	1		1				6	1			20		20									
450 Masha Sherrard	23		1	1																			
451 Dilway	50		1	1					2	10		20											
452 William Lee	28	1		1				9															
453 Ross Lee	36		1	1																			
454 Houston Lee	78	1		1																			
455 Echisee Lee	11		1	1																			
456 Abel Collins	48	1		1				2	1	8		6		10									
457 Stephen Cole	40	1		1				4	4	8		4		20									
458 Mulsey Cole	27		1	1																			
459 Marcus Cole	2		1	1																			
460 Salamahena	50		1	1				12	8			20		15									
TOTALS	2	13	20				41	23	31		42		140										




16

Census of *Leedon* County,

Choctaw Nation, 1883

NAMES.	AGE.	DESCRIPTION OF PERSONS.					OCCUPATION.	LAND.		LIVE STOCK.					AGRICULTURAL PRODUCTS.				MISCELLANEOUS.
		Male.	Female.	Indian.	White.	Colored.		Acres under Cultivation.	No. of Horses.	No. of Mules.	No. of Cattle.	No. of Sheep.	No. of Goats.	No. of Hogs.	No. Bales of Cotton.	No. Bushels of Corn.	No. Bushels of Wheat.	No. Bushels of Oats.	OTHER INFORMATION.
Salice	16	1																	
Raley	15		1																
William	8	1																	
John M. Sherrard	43	1				Farmer	25	1	2			20		150					
Boque Sherrard	30		1																
Jacobus Sherrard	14	1																	
Hensley Camp	29	1					9	3	5			40		20					
Eacy Camp	30		1																
Risaholoma	60		1																
Emma	18		1																
Joseph Walker	29	1					5	2	5			20		20					
Eliza Ann Walker	31		1				4	1	8			10							
Emphy Walker	9		1																
David Walker	3	1																	
Emeline Walker	1		1																
Gaston Cole	68	1						1				20							
Elismon	19	1					5	2	4			6							
Cerniak Cole	18		1					1	11			30							
Stoick Armer	39	1					3												
Finny Armer	25	1																	
Frances Armer	9		1																
Walter Armer	27	1																	
Eliza Ann Armer	6		1																
Herbert Armer	7	1																	
Harris Andtabe	24	1						1				10		20					
Eve Andtabe	24		1					1											
Salina	16		1																
Washington Baldwin	47	1					5	6	50			70		100					
Salina Baldwin	45		1																
Ely Baldwin	16	1																	
TOTALS		15	15	30				22	22	111		136		300					






17

Census of Cedar County,

Choctaw Nation, 1885

J. H. Rick & Sons, Printers and Stationers, New York, N. Y.

NAMES.	AGE.	DESCRIPTION OF PERSONS.					OCCUPATION.	LAND.	LIVE STOCK.					AGRICULTURAL PRODUCTS.				MISCELLANEOUS.	
		Male.	Female.	Indian.	White.	Colored.		Acres under Cultivation.	No. of Horses.	No. of Mules.	No. of Cattle.	No. of Sheep.	No. of Goats.	No. of Hogs.	No. Bales of Cotton.	No. Bushels of Corn.	No. Bushels of Wheat.	No. Bushels of Oats.	OTHER INFORMATION
471 Sam Lucy Baldwin	13		1	1															
472 Davis Baldwin	7	1		1															
473 Sam Baldwin	14	1		1															
474 James Baldwin	1	1		1															
475 H. C. Chubb	56	1		1		Farmer		2	5			11		50					
476 Katalia Hotchubbe	35		1	1															
477 Charlie Pisahmatake	45	1		1				2				5							
478 Frances Pisahmatake	50		1	1															
479 Thomas Pisahmatake	44	1		1															
480 Courtman McKingie	57	1		1			6	2				10		20					
481 Celia Ann McKingie	25		1	1															
482 Edna Nelson	31	1		1			7	2	1			35		20					
483 Susan Nelson	22		1	1															
484 Edith Nelson	1	1		1															
485 Asham Skelton	50	1		1															
486 Emily McKingie	35		1	1								10							
487 Coley McKingie	4		1	1															
488 Barton Jones	26	1		1			45	7	2	1		10							
489 Lucy Jones	22		1	1															
490 Frances Green	50	1		1				1											
491 Narcissa Green	50		1	1															
492 Boney Green	15		1	1															
493 Courtman Nelson	42	1		1			14			10		21		4					
494 Celia Nelson	17		1	1															
495 Abstem Nelson	5	1		1															
496 Erwin Green	36	1		1								30							
497 Tennessee Green	12		1	1															
498 Billy Yankamke	26	1		1								25							
499 Amelia Hotchubbe	1		1	1															
500 Ann Yankamke	60		1	1			6	6				20							
TOTALS		16	16	16			6	40	376		127	165							






Census of *Choctaw* County,

Choctaw Nation, 1885

NAMES.	DESCRIPTION OF PERSONS.						OCCUPATION.	LAND.		LIVE STOCK.						AGRICULTURAL PRODUCTS.				MISCELLANEOUS.
	AGE.	Male.	Female.	Indian.	White.	Colored.		Acres under Cultivation.	No. of Horses.	No. of Mules.	No. of Cattle.	No. of Sheep.	No. of Goats.	No. of Hogs.	No. Bales of Cotton.	No. Bushels of Corn.	No. Bushels of Wheat.	No. Bushels of Oats.	OTHER INFORMATION.	
100 Emmet Yarbrough	40																			
101 Susan Yarbrough	30		1	1				50	50	3	30	10								
102 [unclear]																				
103 [unclear]			1	1					4											
104 [unclear]	40		1	1																
105 [unclear]	1		1	1																
106 [unclear]	6		1	1																
107 [unclear]	17		1	1									20							
108 [unclear]	40		1	1			2	20	20	2			100							
109 Ellen Yarbrough	40		1	1						3										
110 [unclear]	3		1	1				1	6				10							
111 [unclear]	25		1	1				1												
112 C. M. Conroy	40		1	1				1	10											
113 [unclear]	17		1	1				2	2				1							
114 [unclear]	36		1	1				3										200		
115 [unclear]	25		1	1				6	1				10					11		
116 [unclear]	30		1	1																
117 [unclear]	37		1	1																
118 [unclear]	40		1	1				16	1				20							
119 [unclear]	40		1	1																
120 [unclear]	8		1	1																
121 [unclear]	10		1	1																
122 [unclear]	4		1	1				2												
123 [unclear]	3		1	1																
124 [unclear]	25		1	1									7							
125 [unclear]	13		1	1																
126 [unclear]	2		1	1																
127 [unclear]	1		1	1																
128 [unclear]	1		1	1																
129 [unclear]	40		1	1			2			13			20							
130 [unclear]	12		1	1									3							
TOTALS		4	4	3			11	11	3	22	1		32							









Choctaw Nation, 1885

LAND.	LIVE STOCK.						AGRICULTURAL PRODUCTS.				MISCELLANEOUS.
Acres under Cultivation.	No. of Horses.	No. of Mules.	No. of Cattle.	No. of Sheep.	No. of Goats.	No. of Hogs.	No. Bales of Cotton.	No. Bushels of Corn.	No. Bushels of Wheat.	No. Bushels of Oats.	OTHER INFORMATION.
			4			15					
			16	5		22	11				
			7								
						7					
			10			12					
						0	500				
			81	3		215	410				

Choctaw Nation, 1885

LAND.	LIVE STOCK.						AGRICULTURAL PRODUCTS.				MISCELLANEOUS.
Acres under Cultivation.	No. of Horses.	No. of Mules.	No. of Cattle.	No. of Sheep.	No. of Goats.	No. of Hogs.	No. Bales of Cotton.	No. Bushels of Corn.	No. Bushels of Wheat.	No. Bushels of Oats.	OTHER INFORMATION.
<p>The Census of                      Lowson County, of the                      9th Judicial District                      Choctaw Nation,                      in 1885.</p>											
<p>INDIAN OFFICE                      25795 Incls: No. 7 1886</p>											



Census of

*Lowson*

County,

Choctaw Nation, 1883

NAMES	AGE	DESCRIPTION OF PERSONS					OCCUPATION
		Male	Female	Indian	White	Colored	
1 Robinson Sampson	25	1		1			
2			1	1			
3 Minny Sampson	2		1	1			
4 Sarah Yale	60		1	1			
5 Estli Yale	12	1		1			
6 Sophia Yale	26		1	1			
7 Solomon Yale	5	1		1			
8 John Yale	26	1		1			
9 Agnis Yale	26		1	1			
10 John Hekin	26	1		1			
11 Army John	30		1	1			
12 Susan William	26		1	1			
13 Cicera William	7		1	1			
14 Liddy William	24		1	1			
15 Tobias William	1		1	1			
16 Granten Beaver	27	1		1			
17 Sarah Beaver	35		1	1			
18 Polly	65		1	1			
19 Luther	30	1		1			
20 Minny	10		1	1			
21 Nicholas	8	1		1			
22 Louis	11	1		1			
23 Terry Gardner	38	1		1			
24 Fincy Gardner	28		1	1			
25 Matt Gardner	11	1		1			
26 Alfred Gardner	9	1		1			
27 Edmond Gardner	4	1		1			
28 Jimmy Gardner	5	1		1			
29 Malinda Gardner	1		1	1			
30 Morris Le Flore	24	1		1			
TOTALS		16	14	30			

LAND	LIVE STOCK						AGRICULTURAL PRODUCTS				MISCELLANEOUS	
	Acres under Cultivation	No. of Horses	No. of Mules	No. of Cattle	No. of Sheep	No. of Goats	No. of Hogs	No. Bales of Cotton	No. Bushels of Corn	No. Bushels of Wheat		No. Bushels of Oats
		1					10	1/2	15			
	17	3		6			7	7	100			
	10	3		5			80					
	6	2							125			
		1										
		2						1/2				
	10	2		4	2		10	1	125			
		2		1								
	200	30	2	160	25		200		1000			
	4	4		10			15					
TOTALS	247	50	2	186	27		272	9	1365			



Census of *Lovell* County,

Choctaw Nation, 1885.

NAMES.		DESCRIPTION OF PERSONS.					OCCUPATION.	LAND.	LIVE STOCK.					AGRICULTURAL PRODUCTS.			MISCELLANEOUS.		
		AGE.	Male.	Female.	Indian.	White.		Colored.	Acres under Cultivation.	No. of Horses.	No. of Mules.	No. of Cattle.	No. of Sheep.	No. of Goats.	No. of Hogs.	No. Bales of Cotton.	No. Bushels of Corn.	No. Bushels of Wheat.	No. Bushels of Oats.
31	Puss L. Gore	17		1	X	1			4					30					
32	Richard Crowder	46	1				Farmer	60	12	2	100			150	17	800			
33	Fanny Crowder	41		1															
34	Geo. W. Crowder	25	1				Farmer	50	15		15			20	15	700			
35	Fanny Crowder	1 1/2		1															
36	Sally Williams	50		1			Farmer	18	4		12			9	1	100			
37	Ellen Williams	13		1															
38	Lomana Williams	16		1															
39	Sarah Williams	8		1															
40	Charles Williams	11	1																
41	Lorraine Gardner	34	1				Farmer	10	3		10			20	3	60			
42	Mary Ann Gardner	31		1															
43	Pittman Gardner	12	1																
44	Susan Ann Gardner	5		1															
45	Miley Gardner	1		1															
46	Wm. H. Parsons	40	1			1	Farmer	4	1	1	12			30	4	300			
47	Isabella Parsons	44		1				80	2	2	150	100		170	20	1000			
48	Charles Durant	16	1						3										
49	Calvin James	35	1				Farmer	16	2		4			20	1	20			
50	Jenny James	30		1															
51	Louisa James	13		1															
52	Ann Eliza James	5		1															
53	James P. Kelly	37	1			1	Farmer	40	7		50			100	4	350			
54	Salma J. Kelly	25		1															
55	Ida A. Kelly	4		1															
56	Willie Kelly	2		1															
57	Wash Hespatabe	23	1				Farmer	5							1	50			
58	Ely Hespatabe	19		1															
59	Sally Hespatabe	1		1															
60	Lilly Williams	70		1			"	5	6		6			7					
TOTALS			10	20	27	3		288	59	5	359	100		556	66	3380			



NAMES.	AGE.	DESCRIPTION OF PERSONS.					OCCUPATION.	LAND.	LIVE STOCK.					AGRICULTURAL PRODUCTS.				MISCELLANEOUS.	
		Male.	Female.	Indian.	White.	Colored.		Acres under Cultivation.	No. of Horses.	No. of Mules.	No. of Cattle.	No. of Sheep.	No. of Goats.	No. of Hogs.	No. Bales of Cotton.	No. Bushels of Corn.	No. Bushels of Wheat.	No. Bushels of Oats.	OTHER INFORMATION
61 Louisiana Williams	10		1	1															
62 Suckey	55		1	1		Farmer	4	1				4							
63 Sibby Wall	5		1	1				1				1							
64 Mary	50		1	1		"	11	1											
65 Jo Irish Kaya	30		1	1															
66 John Irish Kaya	12		1	1															
67 Emma Irish Kaya	5		1	1															
68 Keani Robinson	27		1	1		Farmer	8	4				11		80					
69 Melinda Robinson	30		1	1															
70 Nancy Robinson	12		1	1															
71 Suckey Taylor	75		1	1		"	4	1				10							
72 Robinson Taylor	22		1	1			6	2				3		30					
73 Eliza Taylor	25		1	1				2				1							
74 Millie Taylor	11		1	1															
75 Louis W. Wilson	25		1	1		Farmer	40	13	125			75							
76 Josephine Wilson	18		1	1															
77 George Wilson	1		1	1															
78 John Wilson	58		1	1		Farmer	50	3	125	24		50	7	200					
79 Jane Wilson	48		1	1				16	105			200		100					
80 John D. Wilson	22		1	1				3	26			25							
81 Edward Wilson	16		1	1				3	10			25							
82 R. F. Wilson	14		1	1				3	10			25							
83 W. W. Wilson	28		1	1		Farmer	30	30	275			50	2	100			75		
84 Nancy Wilson	18		1	1															
85 Jeremy Wilson	1		1	1															
86 Capt. Nanomantabe	73		1	1		Farmer	45	25	50	14		50	2	230					
87 Mary Nanomantabe	50		1	1															
88 Betty Nanomantabe	27		1	1								3							
89 Sarah Nanomantabe	16		1	1															
90 Wilmon Nanomantabe	15		1	1															
TOTALS		16	14	30			191	111	732	38		517	11	740			75		



NAMES.	AGE.	DESCRIPTION OF PERSONS.					OCCUPATION.	LAND.	LIVE STOCK.					AGRICULTURAL PRODUCTS.				MISCELLANEOUS.	
		Male.	Female.	Indian.	White.	Colored.		Acres under Cultivation.	No. of Horses.	No. of Mules.	No. of Cattle.	No. of Sheep.	No. of Goats.	No. of Hogs.	No. Bales of Cotton.	No. Bushels of Corn.	No. Bushels of Wheat.	No. Bushels of Oats.	OTHER INFORMATION
91 Tobias Naumantake	14	1		1															
92 Aunt Naumantake	13	1		1															
93 Reem Naumantake	10		1	1															
94 Bess Naumantake	9		1	1															
95 Martin Holman	33	1		1															
96 Minnie Holman	25		1	1															
97 Ellen Holman	1		1	1															
98 Vericy	30		1	1															
99 Phoeby	25		1	1															
100 Agnes	2		1	1															
101 Nicholas Jackson	30	1		1			Farmer	30	2	1			10		50				
102 Thomas Jackson	60	1		1															
103 Sally Jackson	30		1	1				10	3				25	1	30				
104 William Smith	25	1		1															
105 Lizzie Smith	20		1	1															
106 James Williams	20	1		1				3					18		40				
107 Sophia Williams	25		1	1															
108 Selie Williams	7		1	1															
109 Nancy Cobb	75		1	1															
110 Melvina Cobb	20		1	1					2										
111 Jefferson Cobb	9	1		1															
112 Billy Thomas	30	1		1															
113 Selina Thomas	20		1	1															
114 Sillis Thomas	5		1	1															
115 Emma Thomas	1		1	1															
116 Jackson Tobley	30	1		1			Farmer	5	3				20	1	50				
117 Charles Tobley	22	1		1															
118 Wilson Aaren	60	1		1				5	7	25			5		20				
119 Elsey Aaren	45		1	1															
120 Aaren Aaren	14	1		1															
TOTALS			13	17	30			50	19	27			31	2	170				



Census of

County,

Choctaw Nation, 1885

NAMES.	AGE.	DESCRIPTION OF PERSONS.					OCCUPATION.	LAND.	LIVE STOCK.						AGRICULTURAL PRODUCTS.			MISCELLANEOUS.	
		Male.	Female.	Indian.	White.	Colored.			Acres under Cultivation.	No. of Horses.	No. of Mules.	No. of Cattle.	No. of Sheep.	No. of Goats.	No. of Hogs.	No. Bales of Cotton.	No. Bushels of Corn.		No. Bushels of Wheat.
121 Cephus Aaron	15	1		1															
122 Foster Cobb	43	1		1		Farmer													
123 Mary Cobb	30		1	1						2									
124 Lena Cobb	6			1															
125 Ellen Bacon	40	1		1		"	1	2							20				
126 Betty Bacon	40		1	1															
127 Fanny Bacon	23		1	1															
128 Sam Bacon	16	1		1															
129 Martha Bacon	9			1															
130 Mack Cobb	10	1		1		"		1						1	20				
131 Lena Cobb	40		1	1															
132 Simon Cobb	22	1		1															
133 Lenny Cobb	5			1															
134 Dall Parby	50	1		1		"	30	5				10	1	100					
135 Mahona Parby	55			1															
136 Elsie Parby	5			1															
137 Witty Pisakana	25	1		1		"	12	3				100	1	100					
138 Elly Pistana	2	1		1															
139 David Pisakana	4	1		1															
140 John Taylor	30	1		1		"	8	2	3			9		20					
141 Sarah Ann Taylor	21			1															
142 Bessy Taylor	1			1															
143 Ellen Taylor	3			1															
144 Jo Sampson Taylor	1	1		1															
145 Abel Yeckpatah	49	1		1		"	13	1				5	2	50					
146 Annie Yeckpatah	45		1	1															
147 Jane Yeckpatah	44		1	1															
148 Susan James	20			1					1										
149 Lucy Ann James	10			1															
150 Simon Bacon	16	1		1															
TOTALS			14	16	30			68	17	5		124	5	310					



Census of


County,

Choctaw Nation, 1885

NAMES.	DESCRIPTION OF PERSONS.						OCCUPATION.	LAND.	LIVE STOCK.						AGRICULTURAL PRODUCTS.			MISCELLANEOUS.
	AGE.	Male.	Female.	Indian.	White.	Colored.		Acres under Cultivation.	No. of Horses.	No. of Mules.	No. of Cattle.	No. of Sheep.	No. of Goats.	No. of Hogs.	No. Bales of Cotton.	No. Bushels of Corn.	No. Bushels of Wheat.	No. Bushels of Oats.
151. Steele Aaron	34	1		1			Farmer	1					2		12			
152. Susan Aaron	12		1	1														
153. Simon Aaron	6	1		1														
154. John Aaron	9	1		1														
155. William Aaron	24	1		1			"	7	5				6	20				
156. Anne Aaron	23		1	1														
157. Philip Aaron	4	1		1														
158. Emma Aaron	1		1	1														
159. Hulley Aaron	18		1	1														
160. Houston Aaron	16	1		1														
161. John Aaron	14	1		1														
162. Elias Aaron	13	1		1									1					
163. Joseph Aaron	35	1		1			"	6					30	11				
164. Narcissa Aaron	30		1	1														
165. Gilbert Aaron	8	1		1														
166. Sally Aaron	1		1	1														
167. William Ellis	30	1		1									6					
168. Lucy Ellis	28		1	1														
169. Pharaoh Aaron	30	1		1			"	5	1				7					
170. Sally Aaron	18		1	1														
171. Joseph Hokabe	41	1		1				10	3	2			27	20				
172. Siddy Hokabe	21		1	1														
173. Eva Hokabe	22		1	1														
174. Choda Hokabe	14		1	1														
175. Mary Hokabe	10		1	1														
176. Sally Hokabe	8		1	1														
177. Susy Hokabe	11		1	1														
178. Sibby Hokabe	1		1	1														
179. S. J. Morris	27	1		1					1	1				100				
180. Sally Morris	26		1	1														
TOTALS		15	18	30				35	10	9			77	170				



NAMES.	DESCRIPTION OF PERSONS.						OCCUPATION.	LAND.		LIVE STOCK.						AGRICULTURAL PRODUCTS.			MISCELLANEOUS	
	AGE.	Male.	Female.	Indian.	White.	Colored.		Acres under Cultivation.	No. of Horses.	No. of Mules.	No. of Cattle.	No. of Sheep.	No. of Goats.	No. of Hogs.	No. Bales of Cotton.	No. Bushels of Corn.	No. Bushels of Wheat.	No. Bushels of Oats.	OTHER INFORMATION	
1800	Thomas De Plone	39	1		1		Farmer	150	1	2	100			130	5	700		200		
1801	Aboda De Plone	33		1	1															
1802	Rosa Hopping	17	1			1		200	15		500			20		1500				
1803	Augustus Hopping	8	1		1															
1804	London Hopping	4	1		1															
1805	George Scott	14	1		1															
1806	Lena Scott	12		1	1															
1807	Hiels Meshaya	39	1		1		"	10	3				40	1	60					
1808	Lolly Meshaya	38		1	1															
1809	William Meshaya	18	1		1															
1810	Rosa Meshaya	4		1	1															
1811	J. A. Mellen	14	1		1		"	16	5				5	2	60					
1812	Lena Mellen	20		1	1															
1813	Lorena Burris	3		1	1															
1814	James Mellen	28	1		1		"	5	9				10		50					
1815	Sina Mellen	28		1	1								8							
1816	Cornelius Hamilton	7	1		1															
1817	Susan Washington	20		1	1				15				20							
1818	Cambell Shana	15	1		1		"	15	2	6			30	1	50					
1819	Salina Shana	32		1	1															
1820	Ellen Shana	1		1	1															
1821	Smith Bond	17		1	1															
1822	Sam Bond	25		1	1															
1823	Lilly Bond	35		1	1															
1824	Lorina Roberts	15	1		1															
1825	Martin Roberts	5	1		1															
1826	Susan Bond	13		1	1															
1827	Daniel Wilson	5	1		1															
1828	Kansey Roberts	4	1		1															
TOTALS			15	15	29	1		396	50	2	806			275	12	2420			216	






Census of *Townson* County,

Choctaw Nation, 1883

		DESCRIPTION OF PERSONS.						LAND.		LIVE STOCK.						AGRICULTURAL PRODUCTS.				MISCELLANEOUS.
NAMES.	AGE.	Male.	Female.	Indian.	White.	Colored.	OCCUPATION.	Acres under Cultivation.	No. of Horses.	No. of Mules.	No. of Cattle.	No. of Sheep.	No. of Goats.	No. of Hogs.	No. Bales of Cotton.	No. Bushels of Corn.	No. Bushels of Wheat.	No. Bushels of Oats.	OTHER INFORMATION	
																				211
212	Idella Alfred	10	1	1																
213	Wesley Alfred	7	1	1					12		15			20						
214	John Alfred	11	1	1			Merchant	11												
215	Willy Sims	30	1	1																
216	Columbus Sims	24	1	1																
217	George Sims	20	1	1																
218	Silsan Sims	17	1	1																
219	John B. Nansmantubee	30	1	1				13	3		11			12		6				
220	John Nansmantubee	17	1	1																
221	John Nansmantubee	2	1	1																
222	John Nansmantubee	1	1	1																
223	Simon Holmes	25	1	1					1											
224	Silena Holmes	35	1	1																
225	Simon Peter	45	1	1					1											
226	Maria Peter	25	1	1																
227	Heck Peter	3	1	1																
228	Martin Peter	38	1	1				16	2					30		50				
229	Becky Peter	30	1	1																
230	Joseph Peter	4	1	1																
231	John Rosenhall	20	1	1					1		100									
232	Elizabeth Rosenhall	11	1	1																
233	John Rosenhall	2	1	1																
234	John Rosenhall	14	1	1																
235	Blairish Kabe	40	1	1				10	2		11					100				
236	Fiddy Blairish Kabe	30	1	1																
237	John Blairish Kabe	10	1	1																
238	Angelina Blairish Kabe	2	1	1																
239	Anna Byington	50	1	1				30	3		5			20						
240	Mary Byington	40	1	1							6									
TOTALS			12	19	30			172	28		137			37		156				



NAMES.	DESCRIPTION OF PERSONS.					OCCUPATION.	LAND.	LIVE STOCK.					AGRICULTURAL PRODUCTS.			MISCELLANEOUS.			
	AGE.	Male.	Female.	Indian.	White.		Colored.	Acres under Cultivation.	No. of Horses.	No. of Mules.	No. of Cattle.	No. of Sheep.	No. of Goats.	No. of Hogs.	No. Bales of Cotton.	No. Bushels of Corn.	No. Bushels of Wheat.	No. Bushels of Oats.	OTHER INFORMATION
200 John Singleton	2		1	1															
201 James Singleton	6		1	1															
202 Lewis Lued	2	1						1		6			1						
203 Patsy Lued	2		1	1															
204 Sophia	25		1	1															
205 J. Taylor	30	1		1															
206 Mary Taylor	4		1	1															
207 Susan Taylor	3	1		1															
208 P. C. Tolson	34	1		1			33	10	2	50			10						
209 Estlin Garland	6	1		1															
210 G. G. Tolson	22	1		1			12	2											
211 Emma Willis	25		1	1			60	30	2	150			100	15	1500				
212 Perry Willis	4	1		1															
213 Clarence Willis	3	1		1															
214 Clarence Willis	1		1	1															
215 William E. Ervin	20	1		1															
216 Valina Stallard	32		1	1				2		10			100	5	150				
217 Maggie Willis	15		1	1			30	30	1	50			20	50	200				
218 Robert Willis	13	1		1															
219 Minnie Willis	11		1	1															
220 Daisy Willis	4		1	1															
221 Minnie Willis	1	1		1															
222 Phillip Hays	40	1		1				12											
223 Susan Hays	30		1	1															
224 Tom Hays	7	1		1															
225 Patsy Hays	1		1	1															
226 C. H. Ervin	67	1		1			60	10		13			10		250				
227 Serena Ervin	47		1	1															
228 Elizabeth Somaw	15		1	1															
TOTALS		10	16	21	1			97	5	119			130	15	2250				





NAMES	AGE	DESCRIPTION OF PERSONS					OCCUPATION	LAND	LIVE STOCK					AGRICULTURAL PRODUCTS			MISCELLANEOUS		
		Male	Female	Indian	White	Colored		Acres under Cultivation	No. of Horses	No. of Mules	No. of Cattle	No. of Sheep	No. of Goats	No. of Hogs	No. Bales of Cotton	No. Bushels of Corn	No. Bushels of Wheat	No. Bushels of Oats	OTHER INFORMATION
271 Columbus E. Ervin	34	1		1				10	2			10							
272 Lorena Ervin	12		1	1															
273 Viola Ervin	2		1	1															
274 Lezzie Pueler	19		1	1				45	1	150		30		100			50		
275 Vincent W. Sims	47	1		1				8	3	11		18	2	50					
276 Melvina Sims	42		1	1															
277 James Sims	22	1		1															
278 Wincy Sims	15		1	1															
279 Mitchell Sims	16	1		1															
280 Betsy Sims	15		1	1															
281 John Sims	12	1		1															
282 Robert Sims	11	1		1															
283 Wellington Sims	9	1		1															
284 Rosa Sims	3		1	1															
285 Brit Willis	35	1		1				15	25	25		50							
286 Leovina Shetatabe	10		1	1															
287 Alice Shetatabe	33		1	1								30							
288 Lorena Shetatabe	25		1	1															
289 David Shetatabe	17	1		1															
290 William Shetatabe	16	1		1															
291 Wm Simon Shetatabe	11	1		1					1			5							
292 Will Shetatabe	30	1		1															
293 Bisey Shetatabe	20		1	1															
294 Lincoln Shetatabe	11	1		1															
295 Emily Shetatabe	29		1	1															
296 Helen Shetatabe	1		1	1															
297 William James	31	1		1				15	1			5		150					
298 Melissa James	28		1	1															
299 Lena James	14		1	1															
300 Silas Shetatabe	1	1		1															
TOTALS		15	15	30				198	35	198		118	2	300			50		



11 Census of

County,

Choctaw Nation, 1885

NAMES	AGE	DESCRIPTION OF PERSONS.					OCCUPATION.	LAND. Acres under Cultivation.	LIVE STOCK.					AGRICULTURAL PRODUCTS.				MISCELLANEOUS  OTHER INFORMATION
		Male.	Female.	Indian.	White.	Colored.			No. of Horses.	No. of Mules.	No. of Cattle.	No. of Sheep.	No. of Goats.	No. of Hogs.	No. Bales of Cotton.	No. Bushels of Corn.	No. Bushels of Wheat.	
205 Durah James	5		1	1														
206 David James	1	1																
207 Margaret Hopa etc	40		1	1		Farmer	2	1										
208 Marshal Hopa etc	10	1																
209 Leona Hopa etc	2		1	1														
210 Mary Campbell	60	1																
211 Ella pus ha be	40	1				Farmer	10	1			1		20					
212 Hechahema Hoposhabe	20		1	1														
213 Sarah Hoposhabe	13		1	1														
214 Stewart Hoposhabe	7	1																
215 Lois Hoposhabe	1	1																
216 Isaac Christy	20	1																
217 Eastman Hopa etc	27	1				Farmer	11	4						25				
218 Elizabeth Hopa etc	21		1	1														
219 Leona Hopa etc	10	1																
220 Valson Hopa etc	3	1																
221 Emily Hopa etc	3		1	1														
222 Charles R. Winston	52	1				Farmer	12	16	11		1		25					
223 Eliza Winston	50		1	1														
224 Julia Winston	19		1	1														
225 Clarissa Winston	16		1	1														
226 Ephraim Winston	20	1																
227 Lemmy Winston	7	1																
228 Thompson James	35	1				Farmer	2	1						10				
229 Salina James	30		1	1														
230 Thomas James	47	1																
231 William James	6	1																
232 Frances James	1		1	1														
233 Jackson James	48	1				Farmer	75	12	50		30		200					
234 Eliza James	38		1	1														
TOTALS			17	13	30			53	37	14	8	39		400				



12 Census of *Townson* County,

Choctaw Nation, 1885

NAMES	DESCRIPTION OF PERSONS						OCCUPATION	LAND Acres under Cultivation	LIVE STOCK						AGRICULTURAL PRODUCTS			MISCELLANEOUS
	AGE	Male	Female	Indian	White	Colored			No. of Horses	No. of Mules	No. of Cattle	No. of Sheep	No. of Goats	No. of Hogs	No. Bales of Cotton	No. Bushels of Corn	No. Bushels of Wheat	No. Bushels of Oats
221 Mary Jane James	18		1	1	✓													
222 William James	11	1		1														
223 Anderson James	9	1		1														
224 Agnes James	1		1	1														
225 Gilbert Christy	23	1		1			Farmer											
226 Elizabeth Christy	20		1	1														
227 Ebenezer Christy	1	1		1														
228 John Campbell	23	1		1														
229 Susana Campbell	20		1	1														
230 Dheke Camplin	30		1	1			Farmer	5	3					30				
231 Nancy Camplin	10		1	1														
232 John Payne	10	1		1			Farmer	10	10	20				100				
233 Lidea Payne	28		1	1														
234 Minnie Payne	11		1	1														
235 Leroy Pochaya	20		1	1														
236 Subina Payne	9		1	1	✓													
237 Sophina Payne	4		1	1														
238 Welly Payne	3		1	1														
239 Mal Payne	1		1	1														
240 Morris Payne	15	1		1					1									
241 Nabors Payne	20	1		1														
242 Lilla Payne	12		1	1														
243 Gibson Payne	9	1		1														
244 Ames Clay	20	1		1			Farmer		10					50				
245 Patsy Clay	20		1	1					1									
246 David Clay	1	1		1														
247 Solomon Clay	1	1		1														
248 Lilla Clay	13		1	1														
249 Ephraim Lewis	20	1		1								9						
250 John Ben	38	1		1			Farmer	2	2				12	2	20			
TOTALS		14	16	30				23	35	26			28	2	220			




NAMES	AGE	DESCRIPTION OF PERSONS.					OCCUPATION	LAND.	LIVE STOCK.					AGRICULTURAL PRODUCTS.				MISCELLANEOUS.	
		Male.	Female.	Indian.	White.	Colored.		Acres under Cultivation.	No. of Horses.	No. of Mules.	No. of Cattle.	No. of Sheep.	No. of Goats.	No. of Hogs.	No. Bales of Cotton.	No. Bushels of Corn.	No. Bushels of Wheat.	No. Bushels of Oats.	OTHER INFORMATION
300 Melissa Ben	21		1	1															
301 Juliette Ben	15	1												10	25				
302 Maline Ben	25		1	1															
303 Emma Ben	3		1	1															
304 John Christy	16	1							1					6	10				
305 Annie Christy	18		1																
306 Miss Christy	11		1																
307 Jackson Kirk	25	1				Farmer	10	3						26	25				
308 Elsey Kirk	25		1																
309 John Kirk	7	1																	
310 Mary Jane	37	1																	
311 Mary Lewis	25	1				Farmer		1							10				
312abella Lewis	16		1	1															
313 Harrison B. Jacobs	25	1				Farmer	25	11	1				60	300					
314 Allen Jacobs	20		1	1															
315 Houston Jacobs	12	1																	
316 Sibby Jacobs	3		1	1															
317 Sarah Jacobs	7		1	1															
318 Vincy	30		1	1					1										
319 Kirk	27		1	1															
320 James Kirk	7		1	1															
321 Patterson James	35	1				Farmer	12	2	1	3				25	150				
322 Ana James	40		1	1															
323 Garwin James	7	1																	
324 Mary Ann James	3		1	1															
325 Isham James	3	1																	
326 Isaac James	8	1							2	1				11					
327 Lily James	12		1	1					2	2				6					
328 Jim Jefferson	25	1				Farmer	1							5					
329 Mary Jefferson	35		1																
TOTALS		13	17	30				92	20	1	7			116	520				



14 Census of Lowson County,

Choctaw Nation, 1883

NAMES	AGE	DESCRIPTION OF PERSONS					OCCUPATION	LAND.	LIVE STOCK.					AGRICULTURAL PRODUCTS.				MISCELLANEOUS	
		Male.	Female.	Indian.	White.	Colored.		Acres under Cultivation.	No. of Horses.	No. of Mules.	No. of Cattle.	No. of Sheep.	No. of Goats.	No. of Hogs.	No. Bales of Cotton.	No. Bushels of Corn.	No. Bushels of Wheat.	No. Bushels of Oats.	OTHER INFORMATION
391 Sam Jackson	50	1		1			Farmer	20	1				5		30				
392 Sally Jackson	32		1	1															
393 Edward Christy	30	1		1				18	2		3		11	2	20				
394 Milla Christy	32		1	1															
395 Eastman Christy	3	1		1															
396 Joseph Bond	20	1		1			Farmer			2									
397 Abner R. James	26	1		1			"	15	3		28		30	1	30				
398 Narcissa James	26		1	1															
399 William James	4	1		1															
400 Josiah James	3	1		1															
401 Michael James	6	1		1															
402 Henry Austin	35	1		1			Farmer	10			15		21	1	25				
403 Vicky Austin	35		1	1															
404 Brown Austin	10	1		1															
405 Isaac Austin	8	1		1															
406 Maranda Austin	2		1	1															
407 Phebe Austin	1		1	1															
408 Dick Hartman	20	1		1						1									
409 Narcissa Garland	30		1	1				30	4		50		40	2	70				
410 Frances Lewis	9		1	1															
411 John Lewis	6	1		1															
412 Izabella Lewis	2		1	1															
413 Frances Garland	15		1	1															
414 Rhoda Garland	11		1	1						2									
415 Sarah Garland	9		1	1															
416 Michael Garland	21	1		1			Farmer	40	7		100		100		600				
417 Sarah Garland	55		1	1															
418 Charles Morrison	33	1		1				25	10		25				30				
419 Sarah Morrison	35		1	1															
420 Alpheus Morrison	1	1		1															
TOTALS		16	14	30				158	43		01		209	6	920				






15 Census of *Townsend* County,

Choctaw Nation, 1885

NAMES	AGE	DESCRIPTION OF PERSONS					OCCUPATION	LAND	LIVE STOCK					AGRICULTURAL PRODUCTS				MISCELLANEOUS		
		Male	Female	Indian	White	Colored		Acres under Cultivation	No. of Horses	No. of Mules	No. of Cattle	No. of Sheep	No. of Goats	No. of Hogs	No. Bales of Cotton	No. Bushels of Corn	No. Bushels of Wheat	No. Bushels of Oats	OTHER INFORMATION	
420 Elizabeth Shivers	40		1	1																
421 Nancy Le Flare	78		1	1																
422 Sarah James	20		1	1																
423 Sarah James	3		1	1																
424 Sophia Williams	10		1	1																
425 Sarah Austin	40		1	1																
426 Malissa Williams	35		1	1																
427 Tobias Austin	35	1		1			Farmer	10	1	15		10								
428 Mary Austin	35		1	1																
429 Leticia Austin	10	1		1																
430 Nancy Austin	7		1	1																
431 Lena Austin	5		1	1																
432 Jane Austin	1		1	1																
433 Solomon Watson	25	1		1			Farmer	25	12	1	35		50		25					
434 Rosa Watson	35		1	1																
435 William Keith Watson	2	1		1																
436 Julia Watson	1		1	1																
437 Thomas Loman	40	1		1			Farmer	1	1			6		15						
438 Sarah Loman	30		1	1																
439 Melina Loman	8		1	1																
440 Lily Loman	6		1	1																
441 Solomon Williams	40	1		1				10	5			10		200						
442 Abner Williams	35		1	1																
443 Lettie Williams	7		1	1																
444 Sarah Taylor	36		1	1			Farmer		2			5	2	50						
445 Salina Taylor	20		1	1			"		6			50	1	60						
446 William Taylor	30	1		1			"	12	2				1	50						
447 Lettie Taylor	16		1	1																
448 Isaac Moses	7	1		1																
449 John Behanick	42	1		1			Farmer	11	10	10		50		600	45	50				
TOTALS																				





Census of *Lower* Choctaw County,

Choctaw Nation, 1885

NAMES	AGE	DESCRIPTION OF PERSONS.					OCCUPATION.	LAND.	LIVE STOCK.					AGRICULTURAL PRODUCTS.			MISCELLANEOUS.		
		Male.	Female.	Indian.	White.	Colored.		Acres under Cultivation.	No. of Horses.	No. of Mules.	No. of Cattle.	No. of Sheep.	No. of Goats.	No. of Hogs.	No. Bales of Cotton.	No. Bushels of Corn.	No. Bushels of Wheat.	No. Bushels of Oats.	OTHER INFORMATION
111 Mary Sebworth	26		1		1														
112 Joseph Sebworth	18	1																	
113 Rosella Sebworth	12		1																
114 Henry Sebworth	13	1																	
115 Emma Sebworth	6		1																
116 Sam Sebworth	3	1																	
117 Robert L. Sebworth	1	1																	
118 James Walter Sebworth	1	1																	
119 James W. Gardner	24	1					Farmer & Merchant	250	10	1	25		200	20	2000				
120 Fuggle Fort	10	1						150	11						2000				
121 Marcus Sampson	47	1					Farmer	10	2		10				50				
122 Sepia Sampson	10		1																
123 Abbe Wana	66		1																
124 Abbe Wana	54	1						1	1		1		15	2	100				
125 Spring Wichtabe	45		1																
126 Ellen Wichtabe	15		1																
127 Lily Payne	10		1																
128 Melan Payne	16		1																
129 Narcissa Payne	12		1																
130 Cecias Payne	14	1																	
131 Syngton Kelly	12	1																	
132 Thompson Daniel	25	1																	
133 Philan Wichtabe	17	1																	
134 Suckey Daniel	30		1																
135 Simon Daniel	2	1																	
136 Lewis Gardner	8	1																	
Totals		16	10	25	1			400	67	1	212		297	22	4500				

The Census of Lower Choctaw County is filed in my office this 8 day of Feb 18 1886.  
 Thompson M. Kinney  
 National Secretary  
 Choctaw Nation

TOTALS



H. Rice & Sons, Printers and Binders, Fort Smith, Kansas

DESCRIPTION OF PERSONS.

LAND.

LIVE STOCK.

AGRICULTURAL PRODUCTS.

MISCELLANEOUS

NAMES.

AGE.

Male Female Indian White Colored.

OCCUPATION.

Acres under Cultivation.

No. of Horses.

No. of Mules.

No. of Cattle.

No. of Sheep.

No. of Goats.

No. of Hogs.

No. Bales of Cotton.

No. Bushels of Corn.

No. Bushels of Wheat.

No. Bushels of Oats.

OTHER INFORMATION

This is to certify that I have been duly appointed and commissioned to take the Census of the 2nd Judicial District C.M. And after carefully taking Towns County find it to contain a population of 476 souls, 228 Males and 248 females - 1170 Indians and 188 Whites.

There were in cultivation in the year 1885, 2741 acres of land.

The Stock Roll Number 732 Horses - 23 Mules - 3338 Cattle - 173 Sheep - 3555 Hogs.

The production of the County for 1884 was 169 bales of cotton - 19176 Bushels of Corn - 75 bushels of wheat and 375 Bushels of oats.

In Testimony whereof I hereunto sign

My Name officially July 26 1885.

Benjamin Watkins  
Census Commissioner 2nd  
Judicial Dist - C.M.

I hereby certify that above is a true and correct copy from the Original Record book now on file in my office. This 2d day of July A.D. 1885.

Wm. Thompson W. McKinney  
National Secretary  
Choctaw Nation

TOTALS



# Choctaw Nation, 1885

LAND.	LIVE STOCK.					AGRICULTURAL PRODUCTS.				MISCELLANEOUS	
Acres under Cultivation.	No. of Horses.	No. of Mules.	No. of Cattle.	No. of Sheep.	No. of Goats.	No. of Hogs.	No. Bales of Cotton.	No. Bushels of Corn.	No. Bushels of Wheat.	No. Bushels of Oats.	OTHER INFORMATION
<p>The Census of Red River County in 2<sup>nd</sup> Judicial District Choctaw Nation in 1885</p>											
<p>25795 INDIAN OFFICE Incs. No. 8 1886</p>											



1 Census of *Red River* County,

Choctaw Nation, 1883

J. H. Rice & Sons, Printers and Binders, Fort Scott, Kansas.

NAMES	DESCRIPTION OF PERSONS:						OCCUPATION	LAND.		LIVE STOCK.						AGRICULTURAL PRODUCTS			MISCELLANEOUS
	AGE	Male	Female	Indian	White	Colored		Acres under Cultivation	No. of Horses	No. of Mules	No. of Cattle	No. of Sheep	No. of Goats	No. of Hogs	No. Bales of Cotton	No. Bushels of Corn	No. Bushels of Wheat	No. Bushels of Oats	OTHER INFORMATION
1 George Saaffe	42	1			1		Farmer	160	0	1	160		10	1					
2 Fredonia Saaffe	37		1	1															
3 Lizzie Saaffe	12		1	1															
4 Corinda Saaffe	9		1	1															
5 Frank W. Saaffe	7	1		1															
6 Mary Ella Saaffe	6		1	1															
7 Infina S. Saaffe	5		1	1															
8 Wanda Saaffe	4		1	1															
9 Joseph Saaffe	2	1		1															
10 Elizabeth Harris	64		1	1			Farmer	60	15		20		10	2	100				
11 Paul Harris	13	1		1															
12 Sarah Harris	12		1	1															
13 Emma Harris	28	1		1															
14 John G. Harris	33	1		1			Farmer	45	3	1	4		65	3	100		25		
15 Mary A. Harris	30		1	1															
16 Cornelia Harris	11		1	1															
17 John Harris	7	1		1															
18 Cornelia Harris	2		1	1															
19 John Moore	25	1		1			Farmer	14	1				5	3	20				
20 Martha Moore	20		1	1															
21 Elizabeth Moore	14	1		1															
22 John Moore	2	1		1															
23 John Wade	34	1		1			Farmer	14	3				14	2	40				
24 Mary Wade	30		1	1															
25 Melissa Wade	2		1	1															
26 John Wade	1	1		1															
27 Elizabeth Wade	30		1	1									15	1/2	10				
28 Nelson Lamb	22	1		1				3	2					1	20				
29 James Moore	27	1		1				10	1				25	2	60				
30 Silas Moore	40		1	1															
TOTALS		13	17	29	1			306	49	2	187		37 1/2	25	1750		125		



2 Census of *Red River* County,

Choctaw Nation, 1885

		DESCRIPTION OF PERSONS.						LAND.		LIVE STOCK.						AGRICULTURAL PRODUCTS.				MISCELLANEOUS.
NAMES.	AGE.	Male.	Female.	Indian.	White.	Colored.	OCCUPATION.	Acres under Cultivation.	No. of Horses.	No. of Mules.	No. of Cattle.	No. of Sheep.	No. of Goats.	No. of Hogs.	No. Bales of Cotton.	No. Bushels of Corn.	No. Bushels of Wheat.	No. Bushels of Oats.	OTHER INFORMATION	
1	Jessy Horn	12	1	1																
2	Lizzie Horn	9	1	1																
3	Sena Mease	1	1	1																
4	Amil. Mease	3	1	1																
5	Charles Brown	65	1	1			Farmer	70	25	10	30			100	3	300				
6	Jessy Brown	40	1	1																
7	Tennessee Brown	22	1	1																
8	Josephine Brown	9	1	1																
9	William Camp	40	1	1			Farmer	4	1										30	
10	Oliver Wright	20	1	1				4	1						1/2	20				
11	Asy Wright	12	1	1																
12	Harriet Wright	5	1	1																
13	Washington Brown	28	1	1				10	6		30	5		50	1/2	50				
14	Suey Brown	25	1	1										2						
15	Anna Brown	1	1	1																
16	Oliza Harrison	24	1	1										2						
17	Jacob Hale	45	1	1			Farmer	15	15		35			30	3	10				
18	Elizabeth Hale	35	1	1					2		7									
19	Julius Jefferson	19	1	1																
20	Lilly Williams	22	1	1																
21	Betsy Williams	1	1	1																
22	Clain Sauc hubbe	20	1	1				1	3		5	10		7	1	30				
23	Mahsa Sauc hubbe	25	1	1																
24	John Hunter	70	1	1																
25	Mary P Garland	26	1	1				40	1		10									
26	John Wilson	50	1	1				7	2		2			11	2	15				
27	Thomas Jefferson	20	1	1				15	8		11			70	2	60				
28	Lila Boyana Jefferson	38	1	1					1											
29	Sophia Jefferson	16	1	1																
30	Simon Wilson	12	1	1																
TOTALS			10	20	30			169	65		160	15		261	11	535				



3 Census of *Red River* County,

Choctaw Nation, 1885

		DESCRIPTION OF PERSONS.						LAND.										LIVE STOCK.			AGRICULTURAL PRODUCTS.			MISCELLANEOUS.
NAMES.	AGE.	Male.	Female.	Indian.	White.	Colored.	OCCUPATION.	Acres under Cultivation.	No. of Horses.	No. of Mules.	No. of Cattle.	No. of Sheep.	No. of Goats.	No. of Hogs.	No. Bales of Cotton.	No. Bushels of Corn.	No. Bushels of Wheat.	No. Bushels of Oats.	OTHER INFORMATION					
																			61	Walter Sawchak	3	1		
62	Ernessee Jefferson	8		1	1																			
63	John Jefferson	6	1		1																			
64	William Jefferson	1		1	1																			
65	Thomas Jefferson	1	1		1																			
66	Samuel Jefferson	18		1	1		Farmer	6	10		6													
67	Oliver Jefferson	13		1	1																			
68	William McKinney	28	1		1										1	30								
69	Simon McKinney	27	1		1																			
70	Jefferson McKinney	26	1		1										1	30								
71	David McKinney	4	1		1																			
72	Robert Collins	25	1		1			3	2		4			12		30								
73	Abel Collins	38		1	1																			
74	Walter Collins	3		1	1																			
75	Janie Collins	1		1	1																			
76	Elliston McClure	37	1		1			40	13	1	15	15		12	3	32								
77	Eliza McClure	36		1	1																			
78	Stephen McClure	13	1		1																			
79	Walter McClure	7	1		1																			
80	Susy McClure	1		1	1																			
81	Nancy McClure	1/2		1	1																			
82	Simon McClure	19	1		1				2		1													
83	Ellen McClure	16		1	1																			
84	Malvina	45		1	1			15	6		10	3		15	2									
85	Salina James	18		1	1				5					21										
86	Walter Hampton	43	1		1			36	18	1	17	23		25	1/2	250								
87	Phoebe Hampton	37		1	1																			
88	Lina Hampton	5		1	1																			
89	Malvina Hampton	3		1	1																			
90	Tom Willy	15	1		1																			
TOTALS			11	6	30			107	69	2	57	41		25	11 1/2	320								



4 Census of Red River County,

Choctaw Nation, 1885

NAMES.	AGE.	DESCRIPTION OF PERSONS.					OCCUPATION.	LAND. Acres under Cultivation.	LIVE STOCK.					AGRICULTURAL PRODUCTS.			MISCELLANEOUS OTHER INFORMATION
		Male.	Female.	Indian.	White.	Colored.			No. of Horses.	No. of Mules.	No. of Cattle.	No. of Sheep.	No. of Goats.	No. of Hogs.	No. Bales of Cotton.	No. Bushels of Corn.	
99 Simpson Hall	41	1		1			16	6				15	4	20			
100 Suckey Hall	38			1	1												
101 Sarah Hall	10			1	1												
102 Sarah Hall	5	1			1												
103 Mas Hall	1			1	1												
104 Thomas Hall	1/2	1			1												
105 Phibe Hall	60			1	1												
106 Nina Hall	56			1	1												
107 Nancy Hall	6			1	1							20					
108 Betty Lewis	10	1			1							5					
109 Edward Jones	10	1			1			1				1					
110 Salissa Jones	17			1	1												
111 Jim Simmon	24	1			1	Farmer	11	1	5			12	3	15			
112 Louisa Simmon	20			1	1												
113 Leman Simmon	5	1			1												
114 Percy Simmon	2			1	1												
115 Betsy Simmon	1			1	1												
116 Solomon Parker	30	1			1			1									
117 James Jackson	34	1			1		8	3	5			5		30			
118 Nancy Jackson	30			1	1												
119 Lee Jackson	7	1			1												
120 Wallace Parker	23	1			1			2	2	4		13	1				
121 Lizzie Parker	23			1	1												
122 Nelly Parker	8			1	1												
123 Cole Pheta	6	1			1												
124 Kastle Camp	3			1	1												
125 Fanny Jackson	34			1	1			1	2			3					
126 William Jackson	30	1			1		15	3	4			3	5	200			
127 Minnie Jackson	30			1	1			5	6								
128 Hutson James	1	1			1												
TOTALS		14	16	30			43	23	24			86	11	375			



5 Census of *Red River* County,

Choctaw Nation, 1885

NAMES	AGE	DESCRIPTION OF PERSONS					OCCUPATION	LAND Acres under Cultivation.	LIVE STOCK					AGRICULTURAL PRODUCTS			MISCELLANEOUS  OTHER INFORMATION	
		Male	Female	Indian	White	Colored			No. of Horses	No. of Mules	No. of Cattle	No. of Sheep	No. of Goats	No. of Hogs	No. Bales of Cotton	No. Bushels of Corn		No. Bushels of Wheat
121 Celia / Amice	22		1	1														
122 Johnson Williams	22	1		1				1					1 1/2	25				
123 Logan Jefferson	30	1		1		Farmer		1										
124 Sally Jefferson	25		1	1			6	3				30	3	55				
125 Betsy Jefferson	14		1	1														
126 Mary Jefferson	12		1	1														
127 Caleb Jefferson	7	1		1														
128 Selpha McClure	34	1		1														
129 Cornan Logan	22	1		1		Farmer		1				2						
130 Thompson Logan	17	1		1			6	2				2						
131 Sally Logan	30		1	1								1						
132 Joseph Logan	6	1		1														
133 Eliza Ann Logan	3		1	1														
134 Hopi Sawchabe	22	1		1		Farmer	3	1	1			1						
135 Betsy Sawchabe	35		1	1														
136 Miley Sawchabe	37		1	1														
137 Eliza McClure	40		1	1		Farmer	8	2	16			27 1/2						
138 Betty McClure	10		1	1														
139 Taylor McClure	4	1		1														
140 Albert Harner	35	1		1		Farmer	9	4				30						
141 Rosa Harner	30		1	1														
142 Sally Harner	2		1	1														
143 Deane Wilson	31	1		1			19	4	1	1		30						
144 Osborn Wilson	12	1		1														
145 Helmer Wilson	10	1		1														
146 Abel Wilson	2	1		1														
147 Stage Wilson	21	1		1			3	3				3						
148 Daniel Hudson	42	1		1			11	1	3				10					
149 Kanahonda Hudson	42		1	1														
150 Joseph Hudson	16	1		1														
TOTALS		17	13	30			64	37	27	7		125	6	110				



Census of *Mad River* County,

Choctaw Nation, 1885

NAMES	AGE	DESCRIPTION OF PERSONS					OCCUPATION	LAND Acres under Cultivation	LIVE STOCK					AGRICULTURAL PRODUCTS			MISCELLANEOUS OTHER INFORMATION	
		Male	Female	Indian	White	Colored			No. of Horses	No. of Mules	No. of Cattle	No. of Sheep	No. of Goats	No. of Hogs	No. Bales of Cotton	No. Bushels of Corn		No. Bushels of Wheat
111 Wm Hudson	30	1		1														
112 Eliza Hudson	25		1															
113 Wm Hudson	3		1															
114 Wm Hudson	2		1															
115 Frank Logan	32	1				Farmer											30	
116 Margaret Logan	25		1				3	3				9						
117 Wm Logan	6	1																
118 Nelson Wilson	10	1											19					
119 Daniel Pofferson	20	1				Farmer	3	1					2					
120 Jenny Pofferson	15		1															
121 Louisiana Pofferson	12		1															
122 Maichela Lee	60		1				2										10	
123 Susana Prager	7		1															
124 James Wilson	25	1				Farmer	5	1									6	
125 Elmira Wilson	31		1															
126 Susan Wilson	22		1															
127 Sophia Wilson	18		1															
128 Sampson Winship	35	1		1			6	1				6	1/2				3	
129 Betsy Winship	40		1															
130 Sampson Winship	10	1																
131 Willy Winship	7	1																
132 Simeon Jones	38	1				Farmer	35	3				4	3				100	
133 Missy Jones	31		1															
134 Melvina Jones	18		1															
135 Wilson Wright	15	1							1									
136 Alfred Young	28	1				Farmer	3	10	50			100	3	80			30	
137 Eliza Young	36		1															
138 Nancy Young	31		1															
139 Mitty Young	17		1															
140 Ben Young	3	1																
TOTALS		15	15	30			59	32	50	7		140	6 1/2	329			30	



7 Census of Red River County,

Choctaw Nation, 1885

NAMES.	DESCRIPTION OF PERSONS.					OCCUPATION.	LAND.	LIVE STOCK.					AGRICULTURAL PRODUCTS.				MISCELLANEOUS.		
	AGE.	Male.	Female.	Indian.	White.		Colored.	Acres under Cultivation.	No. of Horses.	No. of Mules.	No. of Cattle.	No. of Sheep.	No. of Goats.	No. of Hogs.	No. Bales of Cotton.	No. Bushels of Corn.	No. Bushels of Wheat.	No. Bushels of Oats.	OTHER INFORMATION
187 Martha Geary	2		1	1															
188 Allen Geary			1	1															
189 Mary Le Polone	14		1	1						11									✓
190 Le Lips Stewart	20		1	1			Farmer	36	7	30	19		60	1	50	10	10		
191 Charles J. Stewart	52	1		1			"	39	8	30	20		65	1	60	12	10		
192 William Stewart	41		1	1															
193 Halsey Johnson	16		1	1				16	20	12			100						
194 Louis Johnson	23	1		1															
195 Elisha Logan	5	1		1															
196 Annie Logan	6		1	1															
197 Nicholas Lyer	16	1		1					1										
198 Ellen W. Calvin	23	1		1					1										
199 Gallus McKinney	25	1		1			Farmer	18	5	15			40	3/2	50				
200 Ansa McKinney	21		1	1															
201 Sam Sampson	22	1		1			"	6	5				20	2	75				
202 Sotty Sampson	20		1	1															
203 Nancy Sampson	6		1	1															
204 Ricey Sampson	13		1	1															
205 Valley Sampson	1		1	1															
206 Martha McClure	60		1	1			Farmer	5					1/2	50					
207 Molly McClure	38		1	1					1				16						
208 Abel Butler	25	1		1			"	10	4	4			15	1	30				
209 Helen Dickler	6	1		1															
210 John Hartman	45	1		1			Farmer	24	4	1			50	2	100				
211 Rebecca Lema Hartman	45		1	1															
212 Sally McKinney	56		1	1					2										
213 Daniel Coxwell	30	1		1					5	4			3	1/2	15				
214 Sally Coxwell	25		1	1															
215 Truman Coxwell	12		1	1															
216 Anderson Coxwell	6	1		1															
TOTALS		13	17	30				155	64	103	39		369	12 1/2	960	22	20		



Census of Red River County,

Choctaw Nation, 1885

NAMES.	AGE.	DESCRIPTION OF PERSONS.					OCCUPATION.	LAND. Acres under Cultivation.	LIVE STOCK.					AGRICULTURAL PRODUCTS.				MISCELLANEOUS OTHER INFORMATION
		Male.	Female.	Indian.	White.	Colored.			No. of Horses.	No. of Mules.	No. of Cattle.	No. of Sheep.	No. of Goats.	No. of Hogs.	No. Bales of Cotton.	No. Bushels of Corn.	No. Bushels of Wheat.	
211 Jacob Coagwell	2	1																
212 Charles Prudhomme	20	1				Farmer	25	3						2	150			
213 Molly Prudhomme	25		1															
214 King Prudhomme	8		1															
215 Josephine Prudhomme	6		1															
216 Levi Sampson	28	1				Farmer	20	2	1			10	1		70			
217 Winsey Sampson	10		1															
218 Noel Sampson	5	1																
219 Elizabeth Sampson	2		1															
220 Susan McCallister	30	1				Farmer	12	1	10			14	1		10			
221 Sarah McCallister	30		1					1	13	6								
222 Timothy Jefferson	27	1				Farmer	20	0	16				2		50			
223 Anna Jefferson	21		1															
224 Orphan Jefferson	1	1																
225 Jincy Graham	60		1				25	45	50	4		9	4		10			
226 Gertrude Graham	40		1					1										
227 Charles Soud	13	1										12						
228 John Billy	28	1					12	1				3	1		50			
229 Elsy Billy	28		1															
230 David Billy	15	1																
231 Wilkins Billy	3	1																
232 Sam Houston	35	1						1	1			1			30			
233 Louisa Houston	48		1															
234 Selin Houston	12		1															
235 John Davis	30	1					6					1	1/2					
236 Victoria Davis	28		1															
237 Sarah Davis	4		1															
238 Eastman Jones	21	1					6	2						1	30			
239 Betsy Jones	22		1															
240 Nancy Jones	1/2		1															
TOTALS		15	15	30			186	66	91	10		50	12 1/2	400				



Census of

County,

Choctaw Nation, 1885

NAMES.	AGE.	DESCRIPTION OF PERSONS.					OCCUPATION.	LAND. Acres under Cultivation.	LIVE STOCK.					AGRICULTURAL PRODUCTS.				MISCELLANEOUS OTHER INFORMATION
		Male.	Female.	Indian.	White.	Colored.			No. of Horses.	No. of Mules.	No. of Cattle.	No. of Sheep.	No. of Goats.	No. of Hogs.	No. Bales of Cotton.	No. Bushels of Corn.	No. Bushels of Wheat.	
197. Jesse Soman	30	/	/				Farmer	2	1					5	7			
198. Alice Soman			/	/														
199. Mary Soman	1	/	/															
200. Sarah Graham	19		/	/														
201. William Soman	33	/	/				Farmer	18	2	6			100	10				
202. Ned Soman	30	/	/															
203. Charles Koozer	26	/	/				"	30	2	25			100					
204. Lucretia Koozer	30	/	/															
205. David Koozer	10	/	/															
206. William Koozer	8	/	/															
207. Kate Koozer	6		/	/														
208. Anna Koozer	3		/	/														
209. H. Smith Koozer	24	/	/															
210. George Caldwell	10	/	/				Farmer	10	1				6	1/2	50			
211. Letta Caldwell	62	/	/															
212. Willis Wilson	29	/	/				"	12	3	6			2	100				
213. Anna Wilson	18		/	/														
214. Martha Wilson	6		/	/														
215. Sarah Wilson	1		/	/														
216. James Millweed	30	/	/				"	10	10	4			20	1/2	10			
217. Anna Millweed	10		/	/														
218. Lucy Millweed	15		/	/														
219. Horace Millweed	4	/	/															
220. Simpson Millweed	1	/	/															
221. Susan Millweed	50		/	/						1								
222. Josephine Millweed	7		/	/														
223. Charles Hob	19	/	/				"	3	5	3	20		1/2	50				
224. Abby Hob	43		/	/														
225. Betsy Hob	5		/	/														
226. Willie Hob	30		/	/					2	6								
TOTALS		11	6	20				90	31	57	20		226	6 1/2	228			



10 Census of Red River County,

Choctaw Nation, 1885

NAMES	AGE	DESCRIPTION OF PERSONS					OCCUPATION	LAND Acres under Cultivation.	LIVE STOCK					AGRICULTURAL PRODUCTS				MISCELLANEOUS OTHER INFORMATION
		Male	Female	Indian	White	Colored			No. of Horses	No. of Mules	No. of Cattle	No. of Sheep	No. of Goats	No. of Hogs	No. Bales of Cotton	No. Bushels of Corn	No. Bushels of Wheat	
272 Miss Job	7		1	1														
273 Julia Job	1		1	1														
274 Nancy Wilson	15		1	1														
275 Kallace McClure	60	1		1			20		10	10		10	3	100				
276 Izabella McClure	60		1	1														
277 Keuben McClure	20	1		1			1	3										
278 Thompson McClure	18	1		1														
279 James Brown	60	1		1			17	20	30	18		52	1	30				
280 Elany Brown	35		1	1														
281 Michael Brown	24	1		1			3	10				13						
282 Sam Brown	10	1		1				11				8	1/2					
283 Harriet Brown	20		1	1				5										
284 Lewis Birminglon	1	1		1														
285 Joslin G Brown	36	1		1			50	16	10		20							
286 Elden Brown	8	1		1														
287 Adolphus Brown	5	1		1														
288 Wilson Shawin	13	1		1														
289 Eliza Shawin	15		1	1														
290 Jason Thomas	23	1		1			0	2					1	50				
291 Loren Harner	40	1		1			5	5				7	1	10				
292 Sarah Ann Harner	40		1	1														
293 Smallwood Harner	2	1		1														
294 John Thomas	50	1		1			8	1					1	60				
295 Malissa Thomas	25		1	1														
296 Ellen Thomas	22		1	1														
297 Arlington Thomas	3	1		1														
298 Anderson Thomas	2	1		1														
299 Lewis Thomas	12		1	1														
300 Robert Collier	26	1		1			2							1/2				
301 Thomas H. Byington	44	1		1			30	3	2			10	3	200				
TOTALS		19	11	30			223	77	58	36	210	13	475					



11 Census of *Red River* County,

Choctaw Nation, 1885

NAMES.	AGE.	DESCRIPTION OF PERSONS.					OCCUPATION.	LAND.	LIVE STOCK.					AGRICULTURAL PRODUCTS.			MISCELLANEOUS.		
		Male.	Female.	Indian.	White.	Colored.		Acres under Cultivation.	No. of Horses.	No. of Mules.	No. of Cattle.	No. of Sheep.	No. of Goats.	No. of Hogs.	No. Bales of Cotton.	No. Bushels of Corn.	No. Bushels of Wheat.	No. Bushels of Oats.	OTHER INFORMATION
301 Sarah Byington	20		1	1															
302 George Byington	18	1		1															
303 Mauda Byington	11		1	1															
304 Samy Byington	11	1		1															
305 Judas Byington	2		1	1															
306 Betty Harley	23		1	1		Farmer	8	1	15			20		25					
307 Ida Harley	16		1	1															
308 Willis Grant	3	1		1															
309 Saxon Harley	27	1		1		Farmer	12	1	1	25		30	1	100					
310 Silway Harley	33		1	1															
311 Hyde Harley	7	1		1															
312 Salley Harley	6		1	1															
313 Miles King	27	1		1		"	3	3					1/2	130					
314 Solomon King	23	1		1		"	3	5					1/2	130					
315 Peshona Opatonabe	40		1	1		"	2	2	10		10			50					
316 Elizabeth Opatonabe	40		1	1		"		11	6										
317 Anna King	28		1	1		"	11	30	4					50					
318 Susan Opatonabe	20		1	1					10										
319 Johnny Wintake	10	1		1															
320 John Mills	25	1		1					4	3		3							
321 Agnis Opatonabe	9		1	1					1	2		6							
322 Nancy Opatonabe	13		1	1					1	3		6							
323 Thomas Harley	66	1		1			12	9	13		36	1/2	90						
324 Rhoda Harley	65		1	1															
325 Selia Harley	27		1	1															
326 Calvin Harley	36	1		1		"	10	6	2					100					
327 Amelia Harley	35		1	1															
328 Tolson Harley	3	1		1															
329 Oyata McIntosh	65		1	1					2	2									
330 Fason Wilston	35	1		1		"	10	15	10		50	1/2	200						
TOTALS		14	16	30			80	94	1	151	8	167	5	875					



NAMES	AGE	DESCRIPTION OF PERSONS					OCCUPATION	LAND		LIVE STOCK					AGRICULTURAL PRODUCTS				MISCELLANEOUS
		Male	Female	Indian	White	Colored		Acres under Cultivation	No. of Horses	No. of Mules	No. of Cattle	No. of Sheep	No. of Goats	No. of Hogs	No. Bales of Cotton	No. Bushels of Corn	No. Bushels of Wheat	No. Bushels of Oats	OTHER INFORMATION
231	Benny Wilston	70	/	/															
232	Elizabeth Wilston	2	/	/															
233	Sophia King	41	/	/															
234	Charles Wilston	32	/	/			Farmer	12	30	50	3		150	1/2	150				
235	Louisa Wilston	30	/	/															
236	Rosa Wilston	8	/	/															
237	Jacob Wilston	6	/	/															
238	Silas Wilston	3	/	/															
239	Siddy Wilston	60	/	/			"	10	8	10			20	1/2	50				
240	James Thomas	28	/	/															
241	Wacey Thomas	30	/	/			"	1	5	18			3						
242	John Wilston	24	/	/			"	6	5	15			30	1/2	125				
243	Eliza Ann Wilston	20	/	/						1									
244	William Johnson	38	/	/			"	12	1					1/2	60				
245	Lena Johnson	25	/	/					2										
246	Walter Johnson	14	/	/															
247	Antony Johnson	6	/	/															
248	Willissa Johnson	3	/	/															
249	Wilton Johnson	1	/	/															
250	Oratema	52	/	/			"	1	5										
251	William Sampson	19	/	/															
252	Solomon Jones	22	/	/			"	16	8	19	3		20	1/2	30				
253	Nancy Jones	40	/	/					2	4									
254	Esther Durant	2	/	/						3									
255	Joel Salamintabe	38	/	/			"	14	2					1/2	30				
256	Sally Salamintabe	65	/	/					1										
257	Sairy Salamintabe	19	/	/					3										
258	Esther Fontaiya	4	/	/					1										
259	Wattis Fontaiya	25	/	/															
260	Jacob Jack	60	/	/															

TOTALS





13 Census of *Red River* County,

Choctaw Nation, 1885

NAMES.	DESCRIPTION OF PERSONS.						OCCUPATION.	LAND.		LIVE STOCK.					AGRICULTURAL PRODUCTS.				MISCELLANEOUS.
	AGE.	Male.	Female.	Indian.	White.	Colored.		Acres under Cultivation.	No. of Horses.	No. of Mules.	No. of Cattle.	No. of Sheep.	No. of Goats.	No. of Hogs.	No. Bales of Cotton.	No. Bushels of Corn.	No. Bushels of Wheat.	No. Bushels of Oats.	OTHER INFORMATION
361 Melisa Jack	25		1	1															
362 Stewart Mitchell	42	1		1			Farmer	35	2	15				10	70				
363 Eliza Mitchell	45		1	1					1	6			5						
364 Albert Mitchell	20	1		1															
365 Figg Mitchell	15	1		1															
366 Marcia Mitchell	7		1	1															
367 Maxwell Byington	30	1		1				2				2							
368 Grayson McClure	30	1		1				3											
369 Elvina McClure	40		1	1								5							
370 Nancy Camp	8		1	1															
371 Bobby Camp	60	1		1								4							
372 Will Logan	19	1		1				1				10							
373 Chelatake	40	1		1															
374 Antina	38		1	1															
375 Phoebe Tushka	43		1	1			Farmer	5	4	2			6	1/2					
376 Michael Tushka	15	1		1															
377 Mary Tushka	60		1	1															
378 Wallace Tushka	50	1		1			"	15	6	10			1	1/2	50				
379 Lizzie Tushka	40		1	1															
380 Missell Tushka	15		1	1															
381 Kitty Tushka	13		1	1															
382 Sally Tushka	12		1	1															
383 Eliza Tushka	7		1	1															
384 Silas Tushka	6	1		1															
385 Willis Tushka	3	1		1															
386 Con Davis	28	1		1				17	2	2			30	1	60				
387 Jack Davis	9	1		1															
388 Gibson Davis	7	1		1															
389 Suckey Davis	5		1	1															
390 Elphin Wright	25	1		1				8	4				20	1	40				
TOTALS		16	14	30				80	40	37			101	14	220				



14 Census of *Red River* County,

Choctaw Nation, 1885

		DESCRIPTION OF PERSONS.						LAND.		LIVE STOCK.					AGRICULTURAL PRODUCTS.				MISCELLANEOUS.		
NUMBERS.	NAMES.	AGE.	Male.	Female.	Indian.	White.	Colored.	OCCUPATION.	Acres under Cultivation.	No. of Horses.	No. of Mules.	No. of Cattle.	No. of Sheep.	No. of Goats.	No. of Hogs.	No. Bales of Cotton.	No. Bushels of Corn.	No. Bushels of Wheat.	No. Bushels of Oats.	OTHER INFORMATION.	
391	Wissan Wright	10		/	/																
392	Emma Wright	1		/	/																
393	Henry Pudhomme	40	/		/			Farmer	15	2					20	1	10				
394	Miss Pudhomme	13		/	/																
395	Joseph Pudhomme	9	/		/																
396	Dan' Ellis	26	/		/			"	3	3	3				30	2	15				
397	Silway Ellis	30		/	/					2	2										
398	Mary Ellis	2		/	/																
399	Philiston Thomas	10	/		/					2	2										
400	Sarah Ann Thomas	8		/	/																
401	Wason Gake	28	/		/			"	11	5					1		30				
402	Mahar & wife	30		/	/																
403	Docney Thomas	39	/		/			"													
404	Susan Thomas	39		/	/			"	11	2	10	10			0	2	150				
405	Sure Thomas	14	/		/																
406	Louis Ametake	27	/		/			"	4	5					1 1/2	40					
407	Judy Ahutake	35		/	/																
408	Reley Ahutake	30		/	/																
409	Willon Ahutake	13	/		/																
410	Deus Ahutake	12	/		/																
411	Davis Ametake	5	/		/																
412	Ames Uchehona	1	/		/																
413	Robert Forbis	39	/	X	/			Farmer	6	3	2				60	1/2	35				
414	Jane Forbis	28		/	/																
415	Eddy Forbis	13	/		/																
416	Julius J. Victor	20	/		/			"	20	15	1	40		X 50	15	4	20				
417	James L. Davis	28	/		/			"	65	15	20				20	10	2500				
418	Samuel Webster	40	/		/			"	60	30	250	5			50		400				
419	Luisan Webster	22		/	/							15									
420	Sarah Webster	5	/		/																
TOTALS			18	12	30				190	137	1	348	16		291	23 1/2	3430				



NAMES	AGE	DESCRIPTION OF PERSONS					OCCUPATION	LAND Acres under Cultivation	LIVE STOCK					AGRICULTURAL PRODUCTS			MISCELLANEOUS OTHER INFORMATION	
		Male	Female	Indian	White	Colored			No. of Horses	No. of Mules	No. of Cattle	No. of Sheep	No. of Goats	No. of Hogs	No. Bales of Cotton	No. Bushels of Corn		No. Bushels of Wheat
421 Stephen Walker	18	1		1			farmer	4	1					5	8			
422 Benjamin Watkins	37	1		1					2					6	1	45		
423 Anna Watkins	1		1	1														
424 Thomas Wright	29	1		1			"	16	5	15			50	2 1/2	150			
425 Susan Wright	36		1	1														
426 Annie Wright	60		1	1			"	6	1				60	50				
427 Sam Wright	11	1		1														
428 George Kincaid	45	1		1			"	6	8	2			15					
429 Lyman Kincaid	13	1		1														
430 Samuel Kincaid	6	1		1														
431 Eley Watkins	30		1	1				1										
432 Lon Watkins	6	1		1														
433 Gibson Watkins	2	1		1														
434 Ward Willis	37	1		1			"	6	4					1	15			
435 Eliza Willis	27		1	1														
436 Byington Willis	6	1		1														
437 Agna Willis	2	1		1														
438 Wylie Willis	2		1	1														
439 Wesley Watkins	39	1		1			"	15	3	2			10	10				
440 Eliza Watkins	28		1	1														
441 Gibson Fisher	2	1		1														
442 Impson Oklahambe	45	1		1			"	20	10	3			10	8	250			
443 Betty Oklahambe	40		1	1														
444 Penny Oklahambe	20		1	1														
445 Lena Oklahambe	3		1	1														
446 Columbus Oklahambe	2	1		1														
447 Peter Thompson	30	1		1			"	6	6	2			13	1	20			
448 Sarah Ann Thompson	20		1	1														
449 Elliston Nelson	26	1		1			"	3	1				5	2	15			
450 Wiley Nelson	22		1	1														
TOTALS		18	12	30				8	11	25			174	14	593			



16 Census of *Old River* County,

Choctaw Nation, 1885

NAMES.	DESCRIPTION OF PERSONS.						OCCUPATION.	LAND.	LIVE STOCK.						AGRICULTURAL PRODUCTS.			MISCELLANEOUS.	
	AGE.	Male.	Female.	Indian.	White.	Colored.		Acres under Cultivation.	No. of Horses.	No. of Mules.	No. of Cattle.	No. of Sheep.	No. of Goats.	No. of Hogs.	No. Bales of Cotton.	No. Bushels of Corn.	No. Bushels of Wheat.	No. Bushels of Oats.	OTHER INFORMATION.
447 Capt Nelson	3	1		1															
448 Alfred Nelson	4	1		1															
449 Sam Washington	30	1		1															
450 Louana Washington	30		1	1			6	6						1 1/2	50				
451 Ben Washington	4	1		1															
452 Silas Washington	3	1		1															
453 James Pickens	65	1		1															
454 George Pickens	13	1		1															
455 Saby Pickens	8	1		1															
456 Eliza Pickens	7		1	1															
457 Jordan Ortan	28	1		1			6	2					35	1/2	10				
458 Miss Ortan	35		1	1				4											
459 James Ortan	14	1		1															
460 Emory Ortan	12		1	1			6	4	8				10	3	40				
461 Adam Austin	30	1		1															
462 Mary Austin	22		1	1															
463 Lucy Austin	1		1	1															
464 Elias Williams	26	1		1															
465 Thomas Williams	5	1		1															
466 Fanny Taylor	75		1	1				1	5					1/2					
467 Saina Taylor	12		1	1															
468 Melvina Garvin	50		1	1			58	60	100				50	14	500				
469 Sarah Garvin	18		1	1															
470 Francis Garvin	9		1	1															
471 Jane Durank	5		1	1															
472 Eliza Homma	30	1		1			10	2					3	1/2	150				
473 Silpha Homma	40		1	1															
474 Kingsbury Homma	6	1		1															
475 Isham Walker	45	1		1			3	2											
476 Salina Walker	35		1	1															
TOTALS		16	14	30			89	81	173				98	20	750				




17

Census of

County,

Choctaw Nation, 1885

NAMES	AGE	DESCRIPTION OF PERSONS.					OCCUPATION.	LAND. Acres under Cultivation.	LIVE STOCK.					AGRICULTURAL PRODUCTS.			MISCELLANEOUS OTHER INFORMATION		
		Male	Female	Indian	White	Colored			No. of Horses.	No. of Mules.	No. of Cattle.	No. of Sheep.	No. of Goats.	No. of Hogs.	No. Bales of Cotton.	No. Bushels of Corn.		No. Bushels of Wheat.	No. Bushels of Oats.
481 Daniel Walker	3	1		1															
482 John Taylor	43	1		1		farmer	13	10	50			10	2	100					
483 Winnie Taylor	30		1	1															
484 Hulson Taylor	15	1		1															
485 Jonas Taylor	11	1		1															
486 Frances Taylor	7		1	1															
487 Nancy Taylor	20		1	1															
488 William Taylor	1 1/2	1		1															
489 Edmond Scott	46	1		1		Farmer	10	15	12			25	3	70					
490 Betsey Scott	65		1	1															
491 Stephen Jefferson	21	1		1		"	4	4				5		30					
492 John Lemon	21	1		1		"	9	5				25		20					
493 Helina Lemon	20		1	1															
494 Ben Lemon	7	1		1															
495 Byington Brown	34	1		1		"	15	7	15			3	1/2	4					
496 Emma Brown	7		1	1															
497 Ellen Brown	4		1	1															
498 Idas Brown	1		1	1															
499 Emma Brown	60		1	1		"	24	8	20	10		100	1/2	40					
500 Armpson Brown	30	1		1															
501 Stephen Fisher	30	1		1		"	5	5	3			40	1/2	100					
502 Selway Fisher	30		1	1															
503 Winnie Fisher	11		1	1															
504 Lilly Fisher	10		1	1															
505 Jackson Luke	22	1		1		"	4	1				30	2	20					
506 Melvina Luke	30		1	1															
507 Wacey Lewis	40		1	1															
508 Sam Robinson	30	1		1		"	3	1				8	1/2						
509 Nellis Robinson	40		1	1															
510 Colbert Watkins	30	1		1		"	10	9	1			10	1/2	10					
TOTALS			15	15	30			97	65	101	10	256	1 1/2	390					





18 Census of *Red River* County,

Choctaw Nation, 1885

NAMES.	AGE.	DESCRIPTION OF PERSONS.					OCCUPATION.	LAND. Acres under Cultivation.	LIVE STOCK.					AGRICULTURAL PRODUCTS.				MISCELLANEOUS OTHER INFORMATION
		Male.	Female.	Indian.	White.	Colored.			No. of Horses.	No. of Mules.	No. of Cattle.	No. of Sheep.	No. of Goats.	No. of Hogs.	No. Bales of Cotton.	No. Bushels of Corn.	No. Bushels of Wheat.	
511 Polly Watkins	40		/	/														
512 Frank Norman	62	/		/			Farmer	13	15		3	2		10	1	200		
513 Eliza Norman	50		/	/														
514 Betsy Gibson	23		/	/			"		6					5				
515 Nancy Gibson	1		/	/														
516 J. W. Goodington	38	/	x	/			"	30	4		4			20	6	75		
517 Melvina Goodington	21		/	/														
518 Virginia Goodington	3		/	/														
519 Jimmy Goodington	1	/		/														
520 Pally Carnes	15		/	/														
521 Carry Carnes	9		/	/														
522 Bessie Naknitaya	30	/	x	/			"	2	1		2			20				
523 Mimie Naknitaya	20		/	/														
524 Louisiana Naknitaya	5		/	/														
525 Emma Naknitaya	3		/	/														
526 Moses Gibson	1	/		/														
527 Tennessee Hodges	7		/	/														
528 John Naknitaya	60	/		/			"	8	2		5					25		
529 Simon Clay	51	/		/			"	30	9		18			10	5	150		
530 Betsy Clay	35		x	/														
531 Garvin Clay	21	/		/					1		3			5				
532 Kiasi Clay	18		/	/					2		6							
533 Kanimonabe	50	/		/			"	12	10		8			3	3			
534 Julia Kanimonabe	30		/	/					2					10				
535 Charleson Kanimonabe	18	/		/					1		2							
536 Esther Kanimonabe	4		/	/														
537 Ene Kanimonabe	2		/	/														
538 John Fisher	35	/		/			"	2	4					6	1/2	10		
539 Lucy Fisher	28		/	/														
540 Wilson Fisher	14	/		/														
TOTALS		12	18	30				97	60		43	10		86	16 1/2	463	4	





19 Census of Red River County,

Choctaw Nation, 1885

NAMES.	AGE.	DESCRIPTION OF PERSONS.					OCCUPATION.	LAND.	LIVE STOCK.						AGRICULTURAL PRODUCTS.			MISCELLANEOUS.	
		Male.	Female.	Indian.	White.	Colored.		Acres under Cultivation.	No. of Horses.	No. of Mules.	No. of Cattle.	No. of Sheep.	No. of Goats.	No. of Hogs.	No. Bales of Cotton.	No. Bushels of Corn.	No. Bushels of Wheat.	No. Bushels of Oats.	OTHER INFORMATION.
541 Walter Fisher	1/2	1		1															
542 Susy Fisher	17		1	1															
543 Gibson Jarney	23	1		1			Farmer	1	2				4	1	40				
544 Patsy Jarney	22		1	1															
545 Ed. Jarney	5		1	1															
546 Iris Jarney	3		1	1															
547 Thomas Loud	75	1		1			"	33	8	1	15	22		30	1/2	100			
548 Wully Loud	40		1	1															
549 Sam Willis	29	1		1					1										
550 Susan Willis	19		1	1															
551 Nicholas McDaniel	30	1		1			"	5	1										10
552 James Brown	50	1		1			"	4	4	3	2		3	1/2	20				
553 Francis Brown	8		1	1															
554 Roman Loud	30	1		1			"	20	5					3	200				
555 Mary Loud	30		1	1															
556 Wilson Mack	34	1		1			"	8	3					2					
557 Julia Mack	40		1	1															
558 Nelson Taylor	15	1		1															
559 Nelson James	25	1		1			"	3	2					1/2	15				
560 Silma James	28		1	1															
561 Amos James	4	1		1															
562 Jimmy James	12	1		1															
563 Willis Charley	16	1		1					1										
564 John Dixon	43	1		1															
565 Lis Dixon	11		1	1															
566 Henry McIntosh	32	1		1			"												
567 Betsy McIntosh	30		1	1					1										15
568 Charley Wilson	22	1		1			"	8	1				30		50				
569 William Wilson	1	1		1															
570 Milna Foster	60		1	1				7											
TOTALS		17	13	30				95	29	1	18	24		70	7 1/2	450			



20 Census of *Red River* County,

Choctaw Nation, 1885

DESCRIPTION OF PERSONS.								LIVE STOCK.				AGRICULTURAL PRODUCTS.				MISCELLANEOUS		
NAMES.	AGE.						OCCUPATION.	Acres under Cultivation.									OTHER INFORMATION	
		Male.	Female.	Indian.	White.	Colored.			No. of Horses.	No. of Mules.	No. of Cattle.	No. of Sheep.	No. of Goats.	No. of Hogs.	No. Bales of Cotton.	No. Bushels of Corn.		No. Bushels of Wheat.
571 Paris Foster	13	1							1									
572 Frances Foster	7		1															
573 Phelan Tushka	40	1		1			Farmer	40	13	2		70	3	100				
574 Sidney Tushka	41		1	1														
575 Minnie Tushka	16		1	1														
576 Selah Tushka	12		1	1														
577 James Tushka	4	1		1														
578 James Hooke	60	1		1			"	6	5	7		7		50				
579 Robert Taylor	30	1		1			"	13	7	6		20	2	30				
580 Viccy Taylor	28		1	1														
581 Simon Taylor	11	1		1														
582 Siler Taylor	8		1	1														
583 Eelsy Taylor	44		1	1														
584 John E. Wright	31	1		1														
585 Susan Wright	28		1	1														
586 Sally Wright	6		1	1														
587 Peter Wright	2	1		1														
588 Elam Hast	32	1		1			"	12	2			21	2	100				
589 Biscy Hast	20		1	1									2	50				
590 Arlington Hast	1	1		1														
591 Thomas Billy	16	1		1					1									
592 Sally Billy	11		1	1														
593 Louisiana Billy	40		1	1			"	6	1									
594 Minny Billy	20		1	1														
595 Gratham Billy	15	1		1														
596 Lenny Billy	13		1	1														
597 Joe Billy	9	1		1														
598 Elza Billy	4		1	1														
599 William Billy	5	1		1														
600 Lucy McAfee	40		1	1			"	4	2	6		8	1/2					
TOTALS			14	16	30			81	22	22		176	9 1/2	330				



NAMES	AGE	DESCRIPTION OF PERSONS					OCCUPATION	LAND Acres under Cultivation	LIVE STOCK						AGRICULTURAL PRODUCTS				MISCELLANEOUS  OTHER INFORMATION
		Male	Female	Indian	White	Colored			No. of Horses	No. of Mules	No. of Cattle	No. of Sheep	No. of Goats	No. of Hogs	No. Bales of Cotton	No. Bushels of Corn	No. Bushels of Wheat	No. Bushels of Oats	
601 Melina McAfee	20		1	1															
602 Frank McAfee	15		1	1															
603 Gracey McAfee	10		1	1															
604 Harmon Jones	5		1	1															
605 Josephine Jones	1		1	1															
606 Elizabeth Jones	20		1	1															
607 Leffy Jones	1		1	1															
608 Willis Makambe	60		1	1			Harmon	12	15	1	60	10		100	2	100			
609 Bissy Makambe	25			1	1				2										
610 Jo Gibson	19		1	1					2		7								
611 Will Impson	25		1	1					2							50			
612 Nancy Impson	6		1	1															
613 Osborn Fisher	33		1	1			"	10	2					1/2	20				
614 Selin Fisher	20		1	1															
615 Solomon Jones	38		1	1			"	15	15	20	8		30	7	100				
616 Dixie Jones	40		1	1															
617 Hannibal Jones	8		1	1															
618 Ison Jones	19		1	1															
619 Kumpie	30		1	1			"	2	5	7			1/2	50					
620 Louisa Kumpie	25		1	1															
621 Dallas Kumpie	1		1	1															
622 Wilmon McAfee	35		1	1			"	10						1/2	10				
623 Josiah McAfee	7		1	1															
624 Joseph Hambe	40		1	1			"	4	3	5			2	25					
625 Louisa Hambe	20		1	1															
626 Hodges Kanimaya	22		1	1			"	2	2										
627 Jenny Kanimaya	24		1	1															
628 Impson Tushka	21		1	1			"		7				5	1/2	100				
629 Mary Tushka	20		1	1															
630 Alfred Tushka	3		1	1															
TOTALS		17	12	31				67	56	1	93	18		136	17 1/2	455			



22 Census of *Road River* County,

Choctaw Nation, 1885

DESCRIPTION OF PERSONS.							LAND.		LIVE STOCK.					AGRICULTURAL PRODUCTS.				MISCELLANEOUS	
NAMES.	AGE.						OCCUPATION.	Acres under Cultivation.	No. of Horses.	No. of Mules.	No. of Cattle.	No. of Sheep.	No. of Goats.	No. of Hogs.	No. Bales of Cotton.	No. Bushels of Corn.	No. Bushels of Wheat.	No. Bushels of Oats.	OTHER INFORMATION
		Male.	Female.	Indian.	White.	Colored.													
631 Amy Robinson	75	1																	
632 Man Robinson	16	1																	
633 Haila Allafale	55		1	1		Farmer	14	3					36						
634 Tills Allafale	19		1	1		"	2	1		2			12						
635 Raven Mintabe	25	1		1			15	9		30	10		10	1	20				
636 Nancy Mintabe	22		1	1															
637 Anderson Mintabe	51	1		1															
638 Waiwi Mintabe	9		1	1															
639 Stein Mintabe	1/2		1	1															
640 Ellis Barney	35	1		1		"	18	4		2			15						
641 Izabella Barney	34		1	1															
642 Samuel Barney	8	1		1															
643 Vinny Barney	5		1	1															
644 Bob Shaw	60	1		1		"	8	2		4			30		30				
645 Waiwi Shaw	53		1	1															
646 Tom Shaw	18	1		1															
647 Philiston Shaw	16	1		1															
648 Iney Shaw	9		1	1															
649 Elie Taylor	39	1		1		"	10	3		11			10		10				
650 Tills Taylor	34		1	1															
651 Amy Taylor	13		1	1															
652 Zack Taylor	10	1		1															
653 Mason Taylor	8	1		1															
654 Sophia Taylor	6		1	1															
655 Eastman Bettiest	41	1		1		"	10	3		6			7	5	45				
656 Fhebe Bettiest	50		1	1															
657 Sophia Bettiest	4		1	1															
658 Ellen Bettiest	5		1	1															
659 Melvina Bettiest	90		1	1		"	10	9	1	1			5						
660 Wright Wilson	9	1		1				1		1									
TOTALS			13	17	30		81	35		61			158	12	165				



23 Census of *Red River* County,

Choctaw Nation, 1885

DESCRIPTION OF PERSONS.							LAND.				LIVE STOCK.				AGRICULTURAL PRODUCTS.			MISCELLANEOUS.	
NAMES.	AGE.	Male.	Female.	Indian.	White.	Colored.	OCCUPATION.	Acres under Cultivation.	No. of Horses.	No. of Mules.	No. of Cattle.	No. of Sheep.	No. of Goats.	No. of Hogs.	No. Bales of Cotton.	No. Bushels of Corn.	No. Bushels of Wheat.	No. Bushels of Oats.	OTHER INFORMATION
18	Anne Wright	2	1	1															
19	Mary Wright	3	1	1															
20	Elie Wright	3	1	1															
21	Welsey Jones	11	1	1															
22	Adam Balliest	24	1	1				1						1					
23	Hubert Balliest	2	1	1															
24	Houston Balliest	14	1	1															
25	Macey Balliest	4	1	1															
26	Kanetonia James	20	1	1															
27	Benson Hampton	20	1	1			Farmer		5	1	7			20	1	200			
28	Sella Brynch	20	1	1															
29	Sam Naniatabe	47	1	1			"	22	6	2	11			60	3	140			
30	Walter Naniatabe	48	1	1															
31	Willy Naniatabe	20	1	1															
32	Woss Naniatabe	4	1	1															
33	Helia Naniatabe	35	1	1															
34	Walter Naniatabe	4	1	1															
35	Moses Naniatabe	3	1	1															
36	Elizabeth Naniatabe	14	1	1															
37	Lylla Naniatabe	23	1	1															
38	Morris John	33	1	1															
39	Samuel John	25	1	1															
40	James John	1	1	1															
41	Walter Commins	60	1	1															
42	Walter John	24	1	1															
43	Walter John	37	1	1															
44	Walter John	70	1	1			"	20	10	2	2			50	3	10			
45	Lynke Hoopatabe	20	1	1															
46	Simon Hoopatabe	45	1	1															
47	Jane Hoopatabe	18	1	1															
TOTALS			14	16	30				22	3	11	2		16	3	250			



24 Census of *Red River* County,

Choctaw Nation, 1883

DESCRIPTION OF PERSONS.								LAND.	LIVE STOCK.				AGRICULTURAL PRODUCTS.			MISCELLANEOUS.			
NAMES.	AGE.	Male.	Female.	Indian.	White.	Colored.	OCCUPATION.	Acres under Cultivation.	No. of Horses.	No. of Mules.	No. of Cattle.	No. of Sheep.	No. of Goats.	No. of Hogs.	No. Bales of Cotton.	No. Bushels of Corn.	No. Bushels of Wheat.	No. Bushels of Oats.	OTHER INFORMATION.
100 Simon Nabaiwa	36	1		1			Warrior	5	1		3			30	1	50			
101 Nancy Nabaiwa	35		1	1												20			
102 Joel Nabaiwa	44	1		1															
103 Nelson Vrasier	15	1		1															
104 Allen James	30	1		1				11	3										
105 Lizzie James	35		1	1															
106 Betty James	41		1	1															
107 Betsy James	44		1	1															
108 Betty James	2		1	1															
109 Kitty James	1		1	1															
110 Helia Walker	40		1	1					2										
111 Henry Walker	44		1	1															
112 Amy Walker	45		1	1															
113 Sam Walker	42	1		1															
114 Sibby Walker	45		1	1															
115 Nancy Walker	20		1	1															
116 Sally Walker	18		1	1															
117 Cephus Walker	40	1		1															
118 Abel Sockey	23	1		1				18	5					10	2 1/2	120			
119 Sally Sockey	25		1	1															
120 Jacob Sockey	6	1		1															
121 Hannah Sockey	4		1	1															
122 Sally Sockey	65		1	1				3	9		6			10	1/2	10			
123 Solomon Allen	20	1		1					3										
124 Sammie Allen	20		1	1															
125 Jacob Lewis	25	1		1															
126 Sally Lewis	20		1	1															
127 Mary Lewis	1		1	1															
128 Jackson Jozarn	40	1		1				20	6		20	10		25	2	75			
129 Sally Jozarn	30		1	1															
TOTALS			12	18	30			53	28		29	10		75	6	275			



25 Census of *Red River* County,

Choctaw Nation, 1885

NAMES.	AGE.	DESCRIPTION OF PERSONS.					OCCUPATION.	LAND.	LIVE STOCK.						AGRICULTURAL PRODUCTS.			MISCELLANEOUS.	
		Male.	Female.	Indian.	White.	Colored.			Acres under Cultivation.	No. of Horses.	No. of Mules.	No. of Cattle.	No. of Sheep.	No. of Goats.	No. of Hogs.	No. Bales of Cotton.	No. Bushels of Corn.	No. Bushels of Wheat.	No. Bushels of Oats.
721 Eliza Shawnee	15		1	1															
722 Mary Shawnee	11		1	1															
723 William Amos	30	1		1			Farmer	18	10	2			20	1	20				
724 Elias Amos	3	1		1					2	8			20						
725 Mary Amos	1		1	1															
726 Susan Amos	25		1	1															
727 Amy Pozarn	60	X	1	1			"	9	6	10			18						
728 Isham Pozarn	24	1		1			"	8	1	5			10						
729 Betsy Pozarn	10		1	1															
730 Juliette Pozarn	6	1		1															
731 Melissa Pozarn	4		1	1															
732 James Wallis	22	1		1			"	4	3	10			10	1/2	25				
733 Salina Wallis	20		1	1															
734 Martha Wallis	6		1	1															
735 Sampson Wallis	30	1		1			"	2	7				60		10				
736 Lucy Wallis	35		1	1															
737 Emily Wallis	1		1	1															
738 Wally Winlock	35	1		1			"	6	1	1			6	2	25				
739 Sally Winlock	25		1	1															
740 Selma Winlock	11		1	1															
741 Alpheus Winlock	1	1		1															
742 Ed. Harris	31	1		1			"	110	50	4	80	4	200	10	500				
743 Amanda Harris	33		1	1															
744 Jincy Simpson	20		1	1			"	100	8	1	25		80	8	200				
745 Johnson J. Watkins	45	1		1			"	35	11	1	20		25	4	150				
746 Balinda Watkins	35		1	1															
747 Emma Watkins	3		1	1															
748 Elsy Fisher	30		1	1															
749 Thomas Fisher	6	1		1															
750 Crockett Garland	24	1		1					2										
TOTALS.			12	18	30			282	104	6	168	4	529	27 1/2	980				



24 Census of Red River County,

Choctaw Nation, 1885

NAMES.	AGE.	DESCRIPTION OF PERSONS.					OCCUPATION.	LAND.	LIVE STOCK.					AGRICULTURAL PRODUCTS.				MISCELLANEOUS.	
		Male.	Female.	Indian.	White.	Colored.		Acres under Cultivation.	No. of Horses.	No. of Mules.	No. of Cattle.	No. of Sheep.	No. of Geats.	No. of Hogs.	No. Bales of Cotton.	No. Bushels of Corn.	No. Bushels of Wheat.	No. Bushels of Oats.	OTHER INFORMATION.
751 Reuben Wilson	37	1		1			Farm	19	1		1		1 1/2	100					
752 Reulimma Wilson	39		1	1									1						
753 Smith Wilson	16	1		1					1	1			1						
754 Bickey Wilson	13		1	1					2										
755 Mike Wilson	9	1		1					1										
756 David Wilson	8	1		1						1									
757 Charley Wilson	5	1		1															
758 Sarah Wilson	3		1	1															
759 Kizzie Jones	20		1	1						5			13						
760 Mike Hampton	25	1		1			"	10	15	1	15		30	2	200				
761 Nicholas Hampton	6	1		1															
762 William Hampton	12	1		1															
763 Len Hampton	24	1		1					1				9						
764 Wm Kirby	35	1		X	1		"	20	8		8		40	1	200				
765 Lizzie Kirby	38		1	1															
766 Bob Kirby	12	1		1															
767 Anna Kirby	9		1	1															
768 Eddy Kirby	3	1		1															
769 Sally Kirby	16		1	1															
770 D. S. Spingle	39	1		X	1		"	2	2		1		10		50				
771 Lucy Spingle	27		1	1															
772 Winny Spingle	14		1	1															
773 Maggy Spingle	9		1	1															
774 Alice Spingle	3		1	1															
775 Huddy Spingle	2		1	1															
776 Henry C. Harris	48	1		1			"	300	20	5	20	23	75	50	4000				900 = Dist collector 2 District Choctaw Nation.
777 Margaret Harris	46		1	1															
778 Jack C. Harris	20	1		1															
779 J. Harris	17	1		1															
780 Robert Harris	16	1		1															
TOTALS		17	13	20	2			376	57	6	127	23	190	57 1/2	4000		400		



27 Census of Red River County,

Choctaw Nation, 1885

NAMES	AGE	DESCRIPTION OF PERSONS					OCCUPATION	LAND	LIVE STOCK					AGRICULTURAL PRODUCTS			MISCELLANEOUS		
		Male	Female	Indian	White	Colored		Acres under Cultivation	No. of Horses	No. of Mules	No. of Cattle	No. of Sheep	No. of Goats	No. of Hogs	No. Bales of Cotton	No. Bushels of Corn	No. Bushels of Wheat	No. Bushels of Oats	OTHER INFORMATION
787 Charles Harris	16	1		1															
788 Billy Harris	16		1	1															
789 Walter Harris	13	1		1															
790 James Harris	12	1		1															
791 John G. Harr	23	1			1	Farmer	140	5	2	8			40	25	650				
792 Anna Harr	34		1	1															
793 Arthur Harr	6	1		1															
794 Georgia Harr	1		1	1															
799 Betsy Borland	12		1	1															
790 Horace Watkins	35	1		1			7	11		8	1		40	1	20				
791 Bee sum Watkins	33		1	1															
792 Cornelius Watkins	7	1		1															
793 John Morris	39	1		1			20	1					25	3	100				
794 Eliza Morris	30		1	1															
795 Charles Morris	10	1		1															
796 William Morris	4	1		1															
797 King Morris	2		1	1															
798 Billy Lewis	20	1		1															
799 Agnes Lewis	20		1	1															
800 Burt Harris	7	1		1															
801 Mattie Harris	4		1	1															
802 Carry Hampton	38		1	1			3	5		2			12		10				
803 Suella Morris	17		1	1															
804 Abbie Morris	14		1	1															
805 Solon Morris	11	1		1															
806 Susan McClure	19		1	1															
XXX TOTALS		13	13	25	1		172	18	2	18	4		117	29	70				











Census of *Boholt*

County,

Choctaw Nation, 1885

NAMES.	AGE.	DESCRIPTION OF PERSONS.					OCCUPATION.	LAND.		LIVE STOCK.					AGRICULTURAL PRODUCTS.				MISCELLANEOUS.
		Male.	Female.	Indian.	White.	Colored.		Acres under Cultivation.	No. of Horses.	No. of Mules.	No. of Cattle.	No. of Sheep.	No. of Goats.	No. of Hogs.	No. Bales of Cotton.	No. Bushels of Corn.	No. Bushels of Wheat.	No. Bushels of Oats.	OTHER INFORMATION.
1 <i>Garnes Anderson</i>	50	1		1			Farmer	30	7	18	12		19	3	50				
2 <i>Nellis Anderson</i>	45		1	1															
3 <i>Sila Simon</i>	10		1	1															
4 <i>Mattius Jefferson</i>	11	1		1															
5 <i>Johnson</i>	21	1		1															
6 <i>Leen Johnson</i>	17		1	1															
7 <i>Kanchihona</i>	45		1	1			Farmer	4	2										
8 <i>Susan</i>	48		1	1					3										
9 <i>Arniee</i>	11		1	1															
10 <i>Ahona</i>	36		1	1			"	10	2						25				
11 <i>Prest</i>	17	1		1															
12 <i>Sissy</i>	15		1	1															
13 <i>Silmy</i>	14		1	1															
14 <i>Sala</i>	56		1	1															
15 <i>Sarah</i>	31		1	1															
16 <i>Nancy</i>	1		1	1															
17 <i>Susan</i>	32		1	1															
18 <i>Gaston Ward</i>	36	1		1			"	21	4	20	5	10	3	55					
19 <i>Casey Ward</i>	30		1	1															
20 <i>William Ward</i>	14	1		1															
21 <i>Elean Ward</i>	12		1	1															
22 <i>Liddy Ward</i>	9		1	1															
23 <i>Tom Ward</i>	5	1		1															
24 <i>Lucy Apoantake</i>	60		1	1			"	18	5	5	2	4	2	40					
25 <i>William Anderson</i>	21	1		1															
26 <i>Colbert Anderson</i>	16	1		1															
27 <i>Nancy Anderson</i>	11		1	1															
28 <i>Witas Anderson</i>	42	1		1						2			30						
29 <i>Fincy Anderson</i>	26		1	1				5	4	4			1						
30 <i>Gibson</i>	15	1		1				4		1			10						
TOTALS		11	19	30				82	27	50	2	77	8	200					







NAMES.	DESCRIPTION OF PERSONS.						OCCUPATION.	LAND.		LIVE STOCK.						AGRICULTURAL PRODUCTS.				MISCELLANEOUS.
	AGE.	Male.	Female.	Indian.	White.	Colored.		Acres under Cultivation.	No. of Horses.	No. of Mules.	No. of Cattle.	No. of Sheep.	No. of Goats.	No. of Hogs.	No. Bales of Cotton.	No. Bushels of Corn.	No. Bushels of Wheat.	No. Bushels of Oats.	OTHER INFORMATION.	
61 Sampson Colbert	66	1		1									20		30					
62 Sarah Ann Colbert	25		1	1																
63 Silveste Colbert	4	1		1																
64 Ellis Colbert	1	1		1																
65 Bob Tekabe	27	1		1			Farmer	5	2				18		15					
66 Pesatima Tekabe	30		1	1																
67 Sarah Tekabe	8		1	1																
68 Judas Tekabe	3	1		1																
69 Wilson Thomas	30	1		1				15	4	5					30					
70 Anolihona Thomas	45		1	1					1				13							
71 Gysa Thomas	7		1	1					1	2										
72 Sarah Thomas	8		1	1																
73 Susan Thomas	7		1	1																
74 Coleman F Hickman	28	1		1			Farmer	20	1	10			40	4	80					
75 Alice Hickman	20		1	1					2				18							
76 James Hickman	9	1		1																
77 Billy Ross Hickman	13	1		1																
78 Izabella Hickman	5		1	1																
79 Wilson Hickman	2	1		1																
80 Quincy Parker	54		1	1																
81 Edmund P. Willis	27	1		1				5	1				25	1	15					
82 Celija Willis	22		1	1																
83 Calvin Willis	4	1		1																
84 Alfred James	31	1		1				15	3	15			16							
85 Sahoya James	30		1	1																
86 Jo James	8	1		1																
87 Ben James	6	1		1																
88 David James	4	1		1																
89 Jacob James	2	1		1																
90 Lincoln Sisk Commar	22	1		1																
TOTALS		18	12	30				67	23	52	4		150	5	170					



4 Census of *Beckwith* County,

Choctaw Nation, 1885

NAMES	AGE	DESCRIPTION OF PERSONS					OCCUPATION	LAND Acres under Cultivation	LIVE STOCK						AGRICULTURAL PRODUCTS				MISCELLANEOUS OTHER INFORMATION
		Male	Female	Indian	White	Colored			No. of Horses	No. of Mules	No. of Cattle	No. of Sheep	No. of Goats	No. of Hogs	No. Bales of Cotton	No. Bushels of Corn	No. Bushels of Wheat	No. Bushels of Oats	
91 Wallace Anderson	22	1									2			2		30			
92 Betsy Anderson	19		1											10					
93 Alfred Anderson	1/2	1																	
94 Sally Anderson	50		1				6	2	4					10					
95 Jaymes B. Sampson	28	1					6	6	5					20		15			
96 Salass Anderson	26		1						2					20					
97 Will Simpson	35	1					10	1	3					100		10			
98 Hapoma Simpson	30		1				7	2						10					
99 Lizzie Simpson	14		1											4					
100 Will Amos Simpson	10	1																	
101 Leonidas Simpson	9	1																	
102 Willis Simpson	3	1																	
103 Thomas Charley	43	1					20	3						15	1	10			
104 Lina Charley	30		1																
105 Sampson Charley	5	1																	
106 Elam Charley	3	1																	
107 John Galliheli	70	1						1						12	1/2	20			
108 Willy Galliheli	9	1																	
109 Isaac Tolliheli	6	1																	
110 Amelia Tolliheli	3		1																
111 Wallace Crosby	37	1					6	3	12					40	2 1/2				
112 Inez Crosby	31		1																
113 R. W. Crosby	6	1																	
114 Elizabeth Crosby	4		1																
115 Lizzie Crosby	1		1																
116 Joseph Roberts	50	1					9	3						48	1	40			
117 Anna Roberts	36		1																
118 Nelson Dehletambe	44	1					20	2						2		20			
119 Liss Dehletambe	15		1																
120 Billy Charley	22	1					10	1						5		20			
TOTALS		18	12	30			94	26	26					298	5	165			



Census of *Bokeke* County,

Choctaw Nation, 1885

NAMES.	DESCRIPTION OF PERSONS.						OCCUPATION.	LAND. Acres under Cultivation.	LIVE STOCK.						AGRICULTURAL PRODUCTS.				MISCELLANEOUS. OTHER INFORMATION.
	AGE.	Male.	Female.	Indian.	White.	Colored.			No. of Horses.	No. of Mules.	No. of Cattle.	No. of Sheep.	No. of Goats.	No. of Hogs.	No. Bales of Cotton.	No. Bushels of Corn.	No. Bushels of Wheat.	No. Bushels of Oats.	
121 Ennis Charley	20		1	1															
122 Wallace Charley	20	1					Farmer	6					2		20				
123 Impen Luke	40	1		1			"	5	1					10					
124 Lucy Luke	16		1	1															
125 Milly Luke	8		1	1															
126 George Luke	2	1																	
127 Phibe Thomas	40			1	1		Farmer	20	2	1	5		1	25					
128 Ben Thomas	16	1		1															
129 Lawson Thomas	14	1		1															
130 Elias Thomas	12	1		1															
131 Arria Thomas	10		1	1															
132 Tobias Thomas	6	1		1															
133 Mica Thomas	4		1	1															
134 Guigg John	26	1		1			Farmer	20	2	6		30	2	70					
135 Patsy John	35		1	1					1			6							
136 Salletabe	40	1		1			"	20	2	6		30	1	30					
137 Edward Dwight	20	1		1								1		2					
138 Selin Dwight	26		1	1															
139 Bond Anderson	41	1		1			"	10	1	2		20	1	15					
140 Ellen Anderson	26		1	1															
141 Daniel Anderson	6	1		1															
142 Lewis Anderson	3	1		1															
143 Martha Anderson	2		1	1															
144 Miahonabe	54	1		1			"	12	8	1		45	1	65					
145 Kiama	76		1	1															
146 Wiley Clay	45		1	1			"	12	3	39		50		100					
147 Hopiasubbe Clay	16	1		1					3										
148 Akner Clay	14	1		1					3										
149 Sophia	12		1	1															
150 Ennis	11		1	1															
TOTALS		16	14	30				105	26	64	1	184	6	337					





6

Census of *Booktalo* County,

Choctaw Nation, 1885.

NAMES.	DESCRIPTION OF PERSONS.						OCCUPATION.	LAND.	LIVE STOCK.						AGRICULTURAL PRODUCTS.				MISCELLANEOUS.
	AGE.	Male.	Female.	Indian.	White.	Colored.		Acres under Cultivation.	No. of Horses.	No. of Mules.	No. of Cattle.	No. of Sheep.	No. of Goats.	No. of Hogs.	No. Bales of Cotton.	No. Bushels of Corn.	No. Bushels of Wheat.	No. Bushels of Oats.	OTHER INFORMATION.
157 Emma Clay	6		1	1															
158 Laura Clay	5		1	1															
158 Ada Clay	3		1	1															
159 Katy	1		1	1															
155 Cumpri	28	1		1				2											
156 Elizabeth Cumpri	19		1	1															
157 Sampson Dennis	35	1		1			8	3				4		20					
158 Kolla Dennis	28		1	1															
159 Ben Watkins	26	1				Farmer	200	8	1	30		75	4	1200					
160 Melvina Watkins	40		1	1															
161 Klauche Watkins	11		1	1															
162 Maude Watkins	9		1	1															
163 Katie Watkins	6		1	1															
164 Vera Watkins	2		1	1															
165 Hudson Billy	28	1		1		Farmer	8	2						45					
166 Selen Billy	25		1	1															
167 Sophia Billy	6		1	1															
168 Sina Billy	14		1	1															
169 Hickman Simpson	23	1		1			8	4				4		10					
170 Elan tina	43		1	1			2	1											
171 Ely	10	1		1															
172 Sally	8		1	1															
173 Forbis Kanishambi	29	1		1			5	3	20			11		50					
174 Ellen Kanishambi	25		1	1															
175 Juicy	5		1	1															
176 Tom	3	1		1															
177 Morris Billy	20	1		1															
178 Betsy Billy	25		1	1															
179 Raymond Billy	4	1		1															
180 Sina	19		1	1															
TOTALS		10	20	29	1		231	23	1	50		94	4	1325					



Census of *Bohattlo* County,

Choctaw Nation, 1885.

NAMES.	AGE.	DESCRIPTION OF PERSONS.					OCCUPATION.	LAND. Acres under Cultivation.	LIVE STOCK.						AGRICULTURAL PRODUCTS.				MISCELLANEOUS. OTHER INFORMATION.	
		Male.	Female.	Indian.	White.	Colored.			No. of Horses.	No. of Mules.	No. of Cattle.	No. of Sheep.	No. of Goats.	No. of Hogs.	No. Bales of Cotton.	No. Bushels of Corn.	No. Bushels of Wheat.	No. Bushels of Oats.		
181 <i>Beloy Morris</i>	29		1	1					2											
182 <i>id. ety</i>	6		1	1																
183 <i>Samy</i>	4		1	1																
184 <i>Finney</i>	3		1	1																
185 <i>G. P. Cobb.</i>	42		1	1			<i>Farmer</i>	25	5		2			11			50			
186 <i>Susan Cobb</i>	29		1	1				2	1		9			1						
187 <i>Mary Cobb</i>	4		1	1																
188 <i>Sellin Cobb</i>	1		1	1																
189 <i>Ellen</i>	19		1	1																
190 <i>Daniel</i>	14		1	1																
191 <i>Rampson Willis</i>	18		1	1					1					30						
192 <i>Joseph Crosby</i>	35		1	1			<i>Farmer</i>	25	2		9			40	3	150				
193 <i>Selin Crosby</i>	35		1	1																
194 <i>Louisa Crosby</i>	14		1	1																
195 <i>Susan Crosby</i>	12		1	1																
196 <i>Stephen Crosby</i>	7		1	1																
197 <i>Leana Crosby</i>	5		1	1																
198 <i>Daria Crosby</i>	3		1	1																
199 <i>Lomis</i>	19		1	1																
200 <i>William Anchahlab</i>	42		1	1			"	45	8		31	22		20	1/2	100				
201 <i>Cornelia</i>	30		1	1																
202 <i>Morrison</i>	12		1	1					1					1						
203 <i>Nancy</i>	32		1	1																
204 <i>Moses</i>	10		1	1																
205 <i>Mary</i>	2		1	1																
206 <i>Lissy</i>	1		1	1																
207 <i>Amos Jackson</i>	21		1	1			"	3	1		4			6		45				
208 <i>Nancy Jackson</i>	25		1	1																
209 <i>Moses Jackson</i>	7		1	1																
210 <i>Jesse Jackson</i>	3		1	1																
TOTALS		13	17	30				100	21		45	22		110	3 1/2	3 1/2				



§ Census of *Boktoko* County,

Choctaw Nation, 1885

NAMES.	DESCRIPTION OF PERSONS.						OCCUPATION.	LAND.	LIVE STOCK.						AGRICULTURAL PRODUCTS.				MISCELLANEOUS.
	AGE.	Male.	Female.	Indian.	White.	Colored.		Acres under Cultivation.	No. of Horses.	No. of Mules.	No. of Cattle.	No. of Sheep.	No. of Goats.	No. of Hogs.	No. Bales of Cotton.	No. Bushels of Corn.	No. Bushels of Wheat.	No. Bushels of Oats.	OTHER INFORMATION
211 Michantabi	50	1		1			Farmer	8	1		1			25	1	15			
212 David	13	1		1															
213 Thimpein	12	1		1															
214 Mary	10		1	1															
215 Lucy	7		1	1															
216 Saml Jackson	5		1	1															
217 Isabella Jackson	1		1	1															
218 Stephen Outayabe	45	1		1			Farmer	20	10		4		4	1	300				
219 Nancy Outayabe	45		1	1															
220 Lemus Stephen	20	1		1															
221 Lewis	12	1		1															
222 Robert	10	1		1															
223 Sarah	9		1	1															
224 Jincy	7		1	1															
225 Ellen Fry	28		1	1			"	10	8		5		12						
226 Edmund Fry	35	1		1			"	40	1		8		10						
227 Selu Fry	32		1	1			"	20	5		20		30	1	100				
228 Garvin	19	1		1															
229 Impeon Fry	18	1		1															
230 Lizzie Fry	13		1	1															
231 Vincy Fry	10		1	1															
232 Lucy Fry	8		1	1															
233 Simon	6	1		1															
234 Polly	22		1	1															
235 Sucky	10		1	1															
236 Sally	19		1	1															
237 Josephus	15	1		1					1										
238 Johnson	22	1		1					2										
239 Nancy	31		1	1															
240 Balatabe	90	1		1				3	1		2		10	2	10				
TOTALS	14	16	30					101	29		95	2	91	3 1/2	475				



NAMES.	DESCRIPTION OF PERSONS.						OCCUPATION.	LAND.	LIVE STOCK.					AGRICULTURAL PRODUCTS.				MISCELLANEOUS.	
	AGE.	Male.	Female.	Indian.	White.	Colored.		Acres under Cultivation.	No. of Horses.	No. of Mules.	No. of Cattle.	No. of Sheep.	No. of Goats.	No. of Hogs.	No. Bales of Cotton.	No. Bushels of Corn.	No. Bushels of Wheat.	No. Bushels of Oats.	OTHER INFORMATION
241 Ely Shcubby	40	1		1			Farmer	10	2	4			10		100				
242 Litty	30		1	1															
243 Nancy	10		1	1															
244 Angelina	5		1	1															
245 Moses	2	1		1															
246 Thomas Balatake	30	1		1			Farmer	3	3	7	2		1	1	100				
247 Sophia Balatake	30		1	1															
248 Allen Balatake	8	1		1															
249 Lewis Balatake	7	1		1															
250 Francis Balatake	4		1	1															
251 Rool Balatake	3	1		1															
252 Cephus	5	1		1															
253 Shanatake	37	1		1			Farmer	10	4	1			14		200				
254 Selu	29		1	1															
255 Jesse	5	1		1															
256 Johnnie Williams	21	1		1					1		8		20		40				
257 Rube Williams	20		1	1															
258 Lizzie	11		1	1				36	4	18	20		54						
259 Susan	7		1	1					2	2									
260 Aaron	5	1		1					2	2									
261 Thompson Dennis	45	1		1			"	10	7	11	6		50		60				
262 Mary Dennis	40		1	1			"	3											
263 Saphel Dennis	16		1	1															
264 Nancy Dennis	14		1	1															
265 Narcissa Dennis	5		1	1															
266 Jacob Dennis	1	1		1															
267 Geanney Jones	50		1	1				3	2				4		40				
268 Izreal Jones	30	1		1				2	1				6						
269 Stephen Jones	16	1		1															
270 Williamson Jones	15	1		1															
TOTALS		16	14	30				77	28	45	36		157	1	510				



NAMES	DESCRIPTION OF PERSONS						OCCUPATION	LAND	LIVE STOCK						AGRICULTURAL PRODUCTS			MISCELLANEOUS	
	AGE	Male	Female	Indian	White	Colored		Acres under Cultivation	No. of Horses	No. of Mules	No. of Cattle	No. of Sheep	No. of Goats	No. of Hogs	No. Bales of Cotton	No. Bushels of Corn	No. Bushels of Wheat	No. Bushels of Oats	OTHER INFORMATION
271 Harrison Jones	11	1		1															
272 Joel Wilson	30	1		1			Farmer	1	1	1			1						
273 Betsy Wilson	18		1	1															
274 Selby Wilson	1		1	1															
275 Siny Ellis	35		1	1															
276 Jimmy Ellis	9	1		1															
277 Isham Ellis	8	1		1															
278 Jo Ellis	6	1		1															
279 Alice Ellis	5		1	1															
280 Agnis Ellis	1		1	1															
281 Izabella Basket	22		1	1				4	2	8			5	1					
282 Simon H. Stephen	44	1		1			"	75	8	3	300	50	100		700				Ex member of the Choctaw General Council
283 Sybel Stephen	35		1	1															
284 Davis Takeshi	16	1		1															
285 Jim Takeshi	15	1		1															
286 Jo Jones	10	1		1															
287 Crauen Wilson	20	1		1															
288 Ellen Wilson	18		1	1															
289 Pisahintake	50	1		1			"	8	5	6			14		35				
290 Lily	45		1	1			"												
291 Simon	15	1		1			"												
292 Simon Warren	45	1		1			"	1	3				10		10				
293 Julia Warren	25		1	1															
294 Sophia Warren	2		1	1															
295 Salamintake	65	1		1			"	10	2	4			20		40				
296 Susan Salamintake	35		1	1															
297 Salina Salamintake	13		1	1															
298 Thompson Salamintake	4	1		1															
299 Tom Ishtia honaki	25	1		1															
300 Golston	1	1		1					1					1	25				
TOTALS		17	13	30				99	22	3	319	50	282	2	810				



Census of *Behtoklo* County,

Choctaw Nation, 1885.

NAMES.	DESCRIPTION OF PERSONS.						OCCUPATION.	LAND. Acres under Cultivation.	LIVE STOCK.						AGRICULTURAL PRODUCTS.				MISCELLANEOUS. OTHER INFORMATION
	AGE.	Male.	Female.	Indian.	White.	Colored.			No. of Horses.	No. of Mules.	No. of Cattle.	No. of Sheep.	No. of Goats.	No. of Hogs.	No. Bales of Cotton.	No. Bushels of Corn.	No. Bushels of Wheat.	No. Bushels of Oats.	
291 Simon J Peter	37	1		1			Farmer	12	1					25	2	70		County Judge of Behtoklo County.	
292 Sophia Peter	26		1	1			"		5	1	2		50						
293 Betsy Peter	8		1	1															
294 Emma Peter	1		1	1															
295 Nancy	2		1	1					2										
296 Sarah	4		1	1															
297 Salina	40		1	1				4	6				40	1	140				
298 Ben Fishua	58	1		1				10	6				20	1	20				
299 Silbarn Lewis	30	1		1				16	11	10	8		40	2	50				
300 Eliza Lewis	31		1	1															
301 Johnson Lewis	7	1		1															
302 Betsy Lewis	8		1	1															
303 Solomon Fishu	30	1		1				10	6				30	1					
304 Phillis Fishu	17		1	1						4			10						
305 Powell Lewis	28	1		1				10	1				40						
306 Margaret Lewis	35		1	1															
307 Nancy Lewis	8	1		1															
308 Nancy Lewis	1		1	1															
309 Solomon Tikkambi	50	1		1				30	6	19			50		200				
310 Salina Tikkabi	40		1	1															
311 Jack McTikkabi	2	1		1															
312 Leumpri	24	1		1				4	3										
313 Lizzie	21		1	1					1	1									
314 Eastman H Millis	36	1		1				31	5	18			39	1	50				
315 Russell Millis	15	1		1															
316 Wilson Wilson	10	1		1															
317 Rena Willis	8		1	1															
318 Allison	6	1		1															
TOTALS		14	14	25				127	53	53	10		364	5	430				















NAMES.	AGE.	DESCRIPTION OF PERSONS.					OCCUPATION.	LAND. Acres under Cultivation.	LIVE STOCK.						AGRICULTURAL PRODUCTS.				MISCELLANEOUS. OTHER INFORMATION.
		Male.	Female.	Indian.	White.	Colored.			No. of Horses.	No. of Mules.	No. of Cattle.	No. of Sheep.	No. of Goats.	No. of Hogs.	No. Bales of Cotton.	No. Bushels of Corn.	No. Bushels of Wheat.	No. Bushels of Oats.	
Sisaway	25	/	/																
Isaac Ishteka	25	/	/			Farmer	2	3									30		
Isabella Ishteka	24	/	/																
Heeon Ishteka	7	/	/																
Susan Ishteka	5	/	/																
Watkins Ishteka	1	/	/																
Anuka tubbee	30	/	/			Farmer	6	1									30		
Claponabe	53	/	/			"	5	2	8			8					30		
Lynan Watt	30	/	/			"	7	4									50		
Sisaway Watt	20	/	/																
Adilon Watt	7	/	/																
Alice Watt	2	/	/																
Sam Pesahekabe	35	/	/			Farmer	12	8	10			10 1/2		60					
Patona Pesahekabe	35	/	/																
John Pesahekabe	12	/	/																
Susy Pesahekabe	10	/	/																
Smallowa Pesahekabe	6	/	/																
Watty Pesahekabi	2	/	/																
Levis Anderson	30	/	/			Farmer	8	6				25 1/2		100					
Louisa Anderson	25	/	/																
Eliza Anderson	7	/	/																
Watem Anderson	3	/	/																
Robinson Anderson	1	/	/																
Cooper Wilson	30	/	/			Farmer	8	2	1			2	1	50					
Chisna Wilson	30	/	/																
Yiina Wilson	1	/	/																
Ishtama kona koke	50	/	/			Farmer	8	3	4	4		10 1/2		8					
David Lomastabe	25	/	/			"	4	2											
Wallace Lomastabe	50	/	/			"	2							5					
Iskona Wallace	35	/	/																
TOTALS		17	14	31			62	31	23	4		55 3/2		363					





Census of *Eagle* County,

Choctaw Nation, 1885.

NAMES.	AGE.	DESCRIPTION OF PERSONS.					OCCUPATION.	LAND. Acres under Cultivation.	LIVE STOCK.						AGRICULTURAL PRODUCTS.			MISCELLANEOUS. OTHER INFORMATION.
		Male.	Female.	Indian.	White.	Colored.			No. of Horses.	No. of Mules.	No. of Cattle.	No. of Sheep.	No. of Goats.	No. of Hogs.	No. Bales of Cotton.	No. Bushels of Corn.	No. Bushels of Wheat.	
Listy Wallace	18		/	/														
Inola Wallace	17		/	/														
Kiey Wallace	8		/	/														
Lynkil Wallace	5		/	/														
Peter Wallace	3	/		/														
Milwady	25		/	/														
Allen	12	/		/														
Erwata Allen	8	/		/														
Eliza Ann Allen	4		/	/														
Akshambo	50	/		/		Farmer	4											
Betsy Akshambo	55		/	/														
Cyrus Akshambo	19	/		/														
Easton Akshambo	11	/		/														
Leon Akshambo	7	/		/														
Charles Smith	30	/	/	/		Farmer	3											
Margaret Smith	27		/	/														
Ily Smith	7	/		/														
Chalmon Lewis	43	/		/		Farmer	1	1										
Ellis Lewis	10	/		/														
Holmon Lewis	10	/		/														
Sophia Lewis	6		/	/														
Hona	60		/	/														
Izual	20	/		/														
Salawatona	28	0	/	/														
Billy	7	/		/														
Davis Naknitaya	55	/		/			25	5	7	4	20	1/2	55					
Kanotema Naknitaya	40							1	2	1/2								
Cleston Naknitaya	10	/		/				1	2									
Mica Naknitaya	10		/	/														
Leana Naknitaya	6		/	/														
Yancy Naknitaya	3	/		/														
TOTALS		17	14	31			33	8	11	5	20	1/2	55					



4 Census of Eagle County,

Choctaw Nation, 1883

DESCRIPTION OF PERSONS.							LAND.	LIVE STOCK.					AGRICULTURAL PRODUCTS.				MISCELLANEOUS.		
NAMES.	AGE.	Male.	Female.	Indian.	White.	Colored.	OCCUPATION.	Acres under Cultivation.	No. of Horses.	No. of Mules.	No. of Cattle.	No. of Sheep.	No. of Goats.	No. of Hogs.	No. Bales of Cotton.	No. Bushels of Corn.	No. Bushels of Wheat.	No. Bushels of Oats.	OTHER INFORMATION
Molly Nakmitaya	1		1	1															
Celia Nakmitaya	35		1	1															
Simon Nakmitaya	42	1																	
Mathias Nakmitaya	1/2	1		1															
Isham Yahpalli	40	1					Farmer	7	3		2			5	1	30			
Oliver Yorkpalli	35		1	1															
Rice Stewart	11		1	1															
David Stewart	10		1	1															
Levi Stewart	9		1	1															
Allie Stewart	11		1	1															
Ellen Stewart	1		1	1															
Lena Stewart	25		1	1															
Kanotikabe	30	1					Farmer	5	12	2	2			30	2	40			
Mary Kanotikabe	16		1	1															
Cilia Kanotikabe	3		1	1															
Sim Kanotikabe	2		1	1															
Samuel Wilson	40	1					Farmer	30	2	1				30	3	75			
Mintina Wilson	110		1	1															
John Wilson	12		1	1															
Isaac Wilson	2		1	1															
Jefferson Potatabe	25	1						1						16	1/2				
Elizabeth Potatabe	20		1	1															
Riggs Potatabe	2		1	1															
Nancy Potatabe	1/2		1	1															
Ahmitabe	50	1						15	15		25	6		15	2	55			
Elias Wesley	10		1	1															
Widmon Wesley	20		1	1															
Eley Wesley	15		1	1															
Jincy Wesley	10		1	1															
Levi Wesley	8		1	1															
Aramis Wesley	6		1	1															
TOTALS		17	14	31				58	33	3	32	6		96	8 1/2	200			



NAMES	AGE	DESCRIPTION OF PERSONS					OCCUPATION	LAND	LIVE STOCK					AGRICULTURAL PRODUCTS			MISCELLANEOUS		
		Male	Female	Indian	White	Colored		Acres under Cultivation	No. of Horses	No. of Mules	No. of Cattle	No. of Sheep	No. of Goats	No. of Hogs	No. Bales of Cotton	No. Bushels of Corn	No. Bushels of Wheat	No. Bushels of Oats	OTHER INFORMATION
Yugeman	55	1		1			Farmer	5	1							15			
Mary Yugeman	31		1																
James Yugeman	20	1																	
Morris	17	1																	
Hosace	3	1																	
Leonidas Shuitake	29	1					Farmer	12	1	12		10	2	100					
Emily Shuitake	30		1																
Arminda Shuitake	8		1																
Jully Shuitake	6		1																
Betsy Shuitake	4		1																
Judy Shuitake	2		1																
Laby Shuitake	1		1																
Skachaulake	1/2		1																
John Woolry	41	1			1		Merchant	5				35							
Mancy Woolry	4		1																
Walter Woolry	2		1																
Calvin Christy	31	1					Farmer		1	5		15							
Mary Christy	25		1																
Menny Christy	6		1																
Charles Christy	3		1																
Amanda Christy	1/2		1																
Nelson Christy	26		1																
Lallas Christy	28	1							1	2		10							
Sophia Christy	22		1																
Rosa Christy	1/6		1																
Harrie Elliott	30	1																	
Anderson Elliott	14	1																	
Abbot Elliott	6	1																	
Malissa Elliott	5		1																
Killy	11		1																
TOTALS		15	16	30	1			22	7	19		30	2	115					



NAMES.	DESCRIPTION OF PERSONS.						OCCUPATION.	LAND.	LIVE STOCK.					AGRICULTURAL PRODUCTS.			MISCELLANEOUS.		
	AGE.	Male.	Female.	Indian.	White.	Colored.		Acres under Cultivation.	No. of Horses.	No. of Mules.	No. of Cattle.	No. of Sheep.	No. of Goats.	No. of Hogs.	No. Bales of Cotton.	No. Bushels of Corn.	No. Bushels of Wheat.	No. Bushels of Oats.	OTHER INFORMATION.
Martin	25	1		1															
Wincey Martin	7		1	1															
Jefferson Gardner	40	1		1			Merchant	21	4	20			110		100				Cultural Insurance
Mellie Gardner	22		1	1															
Eliza Gardner	13		1	1															
John Gardner	6	1		1															
Willy Gardner	11	1		1															
Emma Gardner	2	1	1																
Willis Mamby	58	1		1			Farmer	2	3				25	2	50				
Pitney Mamby	18	1	1																
Nallace Lushka	30	1		1			Farmer	8	2				3	1	50				
Isabella Lushka	38		1	1															
Levy Lushka	5	1		1															
Moses Lushka	3	1		1															
Kilas Johnaika	30	1		1			Farmer	14	1	5			6	3	30				
Ennis Johnaika	30		1	1															
Hulson Johnaika	8	1		1															
Selia Johnaika	5		1	1															
Sally Ann Johnaika	3		1	1															
Sawson Johnaika	20	1		1			Farmer	9	6	11			10	2	60				
Eliza Ann Johnaika	14		1	1															
Nelson Johnaika	1/2	1		1															
Moses Young	35	1		1									10		110				
Francis Young	25		1	1															
Nicy Young	5		1	1															
Anderson Johnaika	36	1		1				21	3	30			27	5	360				
Wincey Johnaika	30	1		1															
Sister Johnaika	7		1	1															
Elsey Johnaika	7		1	1															
Nickman Mamby	18	1		1															
Scott Gardner	1/2	1		1															
TOTALS	17	14	31					82	23	68			121	11 1/2	620	100			



Census of Eagle County,

Choctaw Nation, 1885

NAMES	AGE	DESCRIPTION OF PERSONS					OCCUPATION	LAND		LIVE STOCK					AGRICULTURAL PRODUCTS			MISCELLANEOUS
		Male	Female	Indian	White	Colored		Acres under Cultivation	No. of Horses	No. of Mules	No. of Cattle	No. of Sheep	No. of Goats	No. of Hogs	No. Bales of Cotton	No. Bushels of Corn	No. Bushels of Wheat	No. Bushels of Oats
Sam Ward	29	1		1			Farmer										57	
Nancy Ward	40		1	1														
Isabel Ward	6		1	1														
Mary Ward	3		1	1														
Nicky Ward	1		1	1														
William Billy	30	1		1			Farmer	10	1	2			12	1	20			
Yonice Billy	35		1	1														
Simon Billy	7	1		1														
Marcoway Billy	5		1	1														
Alec Billy	3	1		1														
Mary Billy	2		1	1														
Satisey Billy	1/2		1	1														
Fisher Billy	20	1		1			Farmer	6	1									
Sophia Billy	23		1	1														
Edway Billy	7	1		1														
William Billy	10	1		1														
Susy Billy	4		1	1														
Mary Billy	2		1	1														
Johnaika	40	1		1			Farmer	20	1	2	31		50	8	30			
Dickson Schniker	30	1		1			"		1				3					
Albert Schniker	18	1		1														
Gavin Schniker	7	1		1														
Alla Honabe	28	1		1			Farmer	5	5	3	3		12	2	100			
Louisa Honabe	35		1	1														
Quice Honabe	3		1	1														
Billis Honabe	1		1	1														
Simpson Schnika	23	1		1			Farmer		2									
Bicy Schnika	20		1	1														
Sally Schnika	1		1	1														
Simpson Colbert	25	1		1					2	2				1				
Kibby Colbert	2		1	1														
TOTALS	14	17	31					41	13	5	37		77	12	200			



NAMES.	AGE.	DESCRIPTION OF PERSONS.					OCCUPATION.	LAND.	LIVE STOCK.					AGRICULTURAL PRODUCTS.				MISCELLANEOUS.	
		Male.	Female.	Indian.	White.	Colored.		Acres under Cultivation.	No. of Horses.	No. of Mules.	No. of Cattle.	No. of Sheep.	No. of Goats.	No. of Hogs.	No. Bales of Cotton.	No. Bushels of Corn.	No. Bushels of Wheat.	No. Bushels of Oats.	OTHER INFORMATION
Adam Johnka	25	1		1			Farmer	10	3		1			23	1	200			
Susan Johnka	25		1	1															
Charles Johnka	11	1		1															
Maxwell Johnka	2	1		1															
Milston McCoy	35	1		1			Farmer	6	1		2	15		15		10			
Hona McCoy	25		1	1															
Hlice McCoy	6		1	1															
Tom McCoy	11	1		1															
Charles Bond	35	1		1			Farmer	20	2		3			2	1/2	70			
Salina Bond	23		1	1															
Immer Bond	15		1	1															
Silas Bond	13	1		1															
Eliza Bond	8		1	1															
Bennaway Bond	11	1		1															
Hattius Bond	5	1		1															
Starling Bond	18	1		1			Farmer	6	1		2			7	5	180			
Sally Bond	20		1	1															
Mary Bond	1		1	1															
Olga Abbott	11		1	1															
Sham Going	57	1		1			Farmer	35	9	2	18			7	3	170			
Kanstema Going	40		1	1															
Bennette Going	7	1		1															
Lorna Going	5	1		1															
Katy Going	6		1	1															
Jim Going	3	1		1															
Wilson	20	1		1			Farmer				1			10		50			
Mary Mullins	30		1	1										3					
Sarah Mullins	17	1		1	1				1		2								
Leroy Mullins	3/4	1		1					3		2								
Stephen Going	15	1		1			Farmer	17	1		1	5		30		200			
Lina Going	47		1	1															
TOTALS		17	14	30	1			94	27	2	51	20		97	12 1/2	850			



9

Census of

Eagle

County,

Choctaw Nation, 1885

NAMES.	AGE.	DESCRIPTION OF PERSONS.					OCCUPATION.	LAND. Acres under Cultivation.	LIVE STOCK.					AGRICULTURAL PRODUCTS.			MISCELLANEOUS.	
		Male.	Female.	Indian.	White.	Colored.			No. of Horses.	No. of Mules.	No. of Cattle.	No. of Sheep.	No. of Goats.	No. of Hogs.	No. Bales of Cotton.	No. Bushels of Corn.	No. Bushels of Wheat.	No. Bushels of Oats.
Wesley Going	30		/	/	X													
Amada Going	4		/	/														
Biddy	19		/	/														
Sickey	30	/		/			4	1				2						
Vincy Sickey	30		/	/														
Chry Sickey	7		/	/														
Satara Sickey	5		/	/														
Stella	18		/	/														
Solon Sickey	7	/		/														
Nicholas E. Wade	25	/		/			4	2				1						
Arva Going	31	/		/														
Mary Going	34		/	/			10	2				20	2	150				
Ellison Going	9	/		/														
Nanema Going	8		/	/														
Nacessa Going	4		/	/														
Elsy Going	2		/	/														
Jefferson Going	1	/		/														
Elice Hutson	19		/	/														
Isadora Hutson	18		/	/														
Henry Hutson	13	/		/														
Charles Hutson	8	/		/														
Melvina Hutson	6		/	/														
Mary Hutson	11		/	/														
Jim	25		/	/														
Abel Cooper	40	/		/		Farmer	11	2	6	5		37	3	30				
Emity Cooper	40		/	/														
Vincy Cooper	19		/	/														
William Cooper	16	/		/														
Dickson Cooper	14	/		/														
Albert Cooper	13	/		/														
Sarah	7		/	/														
TOTALS		12	19	31			58	8	6	5		93	33	200				



NAMES	DESCRIPTION OF PERSONS						OCCUPATION	LAND	LIVE STOCK					AGRICULTURAL PRODUCTS				MISCELLANEOUS	
	AGE	Male	Female	Indian	White	Colored		Acres under Cultivation	No. of Horses	No. of Mules	No. of Cattle	No. of Sheep	No. of Goats	No. of Hogs	No. Bales of Cotton	No. Bushels of Corn	No. Bushels of Wheat	No. Bushels of Oats	OTHER INFORMATION
Cornelius Cooper	12	1		1															
Melina Cooper	10		1	1															
James Cooper	6	1		1															
Thomas Amos	35	1		1				4	6				19		70	20			
Harriet Amos	35		1	1															
Sarah Amos	14		1	1															
Anna Amos	8		1	1															
Andreas Amos	6		1	1															
William Amos	4	1		1															
John Amos	3	1		1															
Ellen Amos	13		1	1															
Tanapuahe	67	1		1			17	16	23				40	2	400				
Everna Tanapuahe	30		1	1															
Smallwood Harrison	21	1		1															
Louisa Harrison	19		1	1															
Leat Harrison	17	1		1															
Sam Harrison	8	1		1															
Webster Harrison	4	1		1															
Sarah Harrison	2		1	1															
Basin Homma	28	1		1			10	1					10	1/2	200				
Nancy Homma	24		1	1															
Simon Homma	6	1		1															
Muley Homma	11		1	1															
Mattias Homma	2	1		1															
Ellen Homma	4		1	1															
Jo. Hob	40	1		1			10	1	1				100	3	50	6			
Lina Hob	21		1	1			15	2	10										
Salina	3		1	1															
James Dyer	17	1		1															
John Dias	42	1		1				1					13						
Isa Dias	37	1		1				4					3						
TOTALS		17	14	31			52	29	40				185	5 1/2	770	26			



// Census of

County,

Choctaw Nation, 1885

NAMES.	DESCRIPTION OF PERSONS.						OCCUPATION.	LAND.	LIVE STOCK.						AGRICULTURAL PRODUCTS.				MISCELLANEOUS.
	AGE.	Male.	Female.	Indian.	White.	Colored.		Acres under Cultivation.	No. of Horses.	No. of Mules.	No. of Cattle.	No. of Sheep.	No. of Goats.	No. of Hogs.	No. Bales of Cotton.	No. Bushels of Corn.	No. Bushels of Wheat.	No. Bushels of Oats.	OTHER INFORMATION.
Balinta Dyer	23		1	1															
Alfred Dyer	18	1		1															
Caroline Dyer	11		1	1															
William Dyer	13	1		1															
Elliston Dyer	9	1		1															
Josephine Dyer	7		1	1															
Laura Dyer	11		1	1															
Sirena Dyer	3		1	1															
Adaline Dyer	4		1	1															
John Christy	55	1		1			Farmer	45	1	30			70		500				
Emily Christy	45		1	1															
George Thompson	34	1		1			Farmer	30	2	2			50		15				
Lucy Thompson	28		1	1															
Robertson Thompson	1	1		1															
Viney	5		1	1															
Norman Thompson	4	1		1															
Adaline Thompson	9		1	1															
Perentine Going	21	1		1			Farmer	14	1	1			1	1	100				
Rusha Billy	21	1		1			"	11	1				10	1	50				
Amy Billy	18		1	1															
Ida Billy	2		1	1															
Sister Johneta	30	1		1			Farmer	20		1	10		100	6	100				
Platona Johneta	30		1	1															
Davis Johneta	11	1		1															
Sophy Johneta	9	1		1															
Jefferson John	25	1		1			Farmer	15	1	10			30	1/2	50				
Francis John	24		1	1															
David John	6	1		1															
Tommy John	2	1		1															
Lucy John	1		1	1															
Jimmy Johneta	2	1		1															
TOTALS		15	16	31				135	20	1	53		271	8 1/2	700				



NAMES.	DESCRIPTION OF PERSONS.						OCCUPATION.	LAND.		LIVE STOCK.						AGRICULTURAL PRODUCTS.				MISCELLANEOUS.
	AGE.	Male.	Female.	Indian.	White.	Colored.		Acres under Cultivation.	No. of Horses.	No. of Mules.	No. of Cattle.	No. of Sheep.	No. of Goats.	No. of Hogs.	No. Bales of Cotton.	No. Bushels of Corn.	No. Bushels of Wheat.	No. Bushels of Oats.	OTHER INFORMATION.	
Bethiehn Schmitz	30	1		1			Farmer	9	1	15			110	2	10					
Hessy Jones	35		1	1																
Lella	35		1	1																
Nancy	18		1	1																
Jackson Hudson	40	1		1			Farmer	110	2	45			100	3	200					
Ishtemma Hudson	40		1	1																
Wash Hudson	30	1		1			Farmer	50	2	7			33	3	90					
Francis Hudson	22		1	1																
Peter Hudson	7	1		1																
Kenna Hudson	4	1		1																
Jenny Hudson	1		1	1																
Humpen Bohanan	45	1		1			Farmer	30	1	9			8	2	200					
Ana Bohanan	40		1	1																
Milwice Bohanan	9	1		1																
David Bohanan	8	1		1																
Sarah	7		1	1																
Atlika	40		1	1				8	1				12							
Lee Job	18	1		1																
Willy Job	15	1		1																
Elen Job	13	1		1																
Hoby	30		1	1																
Alfred Ward	37	1		1			Farmer	8	3	7			25	1	100					
Sarah Ward	33		1	1																
Jimmy Ward	10	1		1																
Jenat Ward	7		1	1																
Stewart Wilson	20	1		1				10	0					5	50					
Celia Wilson	20		1	1																
Edlis Wilson	1	1		1																
Simon Jones	50	1		1			Farmer	30	13	10			17	2	70	5				
Nancy Jones	51		1	1																
Mary Jones	12		1	1																
TOTALS		16	15	31				204	39	93			235	8 1/2	720	5				



NAMES.	AGE.	DESCRIPTION OF PERSONS.					OCCUPATION.	LAND.		LIVE STOCK.						AGRICULTURAL PRODUCTS.				MISCELLANEOUS.
		Male.	Female.	Indian.	White.	Colored.		Acres under Cultivation.	No. of Horses.	No. of Mules.	No. of Cattle.	No. of Sheep.	No. of Goats.	No. of Hogs.	No. Bales of Cotton.	No. Bushels of Corn.	No. Bushels of Wheat.	No. Bushels of Oats.	OTHER INFORMATION	
Deon Jones	9	1																		
Sally Jones	6		1																	
Nelson Jones	7	1																		
Ashantiabe	65		1																	
Simon Ashantiabe	64		1																	
Gail Ashantiabe	16		1																	
Joe Ashantiabe	31	1				Farmer	25	3	2			40	1	20	20					
Micy Ashantiabe	21		1																	
Wetman Ashantiabe	5	1																		
Waven Ashantiabe	7	1																		
David Dyer	26	1				Farmer														
Sally Dyer	34		1																	
Alfred Byington	34	1				Farmer	5	2	1			24	1	45						
Malasen Byington	30		1											10						
Fillis Byington	12		1																	
Davis Byington	9	1																		
Silin Byington	6		1																	
Susan Byington	4		1																	
Sevian Byington	3	1																		
Josephine Byington	1		1																	
Commis Wilson	38	1				Farmer	15	1	1			24		20						
Ada Wilson	25		1																	
Bicy Wilson	10		1																	
Celia Wilson	1		1																	
Joe Byington	33	1				Farmer	16	6	5			20	2	30						
Louisa Byington	30		1																	
Grace Byington	7	1																		
Mary Byington	5		1																	
Elizabeth Byington	13		1																	
Letas Byington	1	1																		
Erin Byington	1		1																	
TOTALS		15	16	31			109	19	15			133	5 1/2	155	20					



14 Census of *Eagle* County,

Choctaw Nation, 1885

NAMES.	DESCRIPTION OF PERSONS.						OCCUPATION.	LAND.		LIVE STOCK.						AGRICULTURAL PRODUCTS.				MISCELLANEOUS.
	AGE.	Male.	Female.	Indian.	White.	Colored.		Acres under Cultivation.	No. of Horses.	No. of Mules.	No. of Cattle.	No. of Sheep.	No. of Goats.	No. of Hogs.	No. Bales of Cotton.	No. Bushels of Corn.	No. Bushels of Wheat.	No. Bushels of Oats.	OTHER INFORMATION	
<i>John Amos</i>	32	1		1				3					5		30					
<i>Betsy Amos</i>	20		1	1																
<i>Nancy Amos</i>	5		1	1																
<i>Seward Amos</i>	1	1		1																
<i>George Jones</i>	35	1		1			10	6	2				40	2	50					
<i>Linda Jones</i>	35		1	1																
<i>Edson Jones</i>	1	1		1																
<i>Elitanchitake</i>	43	1		1			10	10	11				100		30					
<i>Polly Likanchitake</i>	65		1	1				8	1				20							
<i>Samuel Wall</i>	22	1		1			10	5	10				10		15					
<i>Binty Wall</i>	20		1	1																
<i>William Wall</i>	1	1		1																
<i>Isaac Wall</i>	2	1		1																
<i>Smith Wall</i>	1/2	1		1																
<i>David Winston</i>	22	1		1				5	1				25	1	10					
<i>Helen Winston</i>	25		1	1																
<i>Pearro B. Farmer</i>	39	1		1			260	15	1	40			180	12	2000			75		
<i>Sissy Farmer</i>	24		1	1																
<i>Will Amos Farmer</i>	9	1		1																
<i>Charles Farmer</i>	8	1		1																
<i>Infant Farmer</i>	5	1		1																
<i>Harmon Bohannon</i>	16	1		1																
<i>Hampton Williams</i>	16	1		1				2												
<i>Atlas Smilyta</i>	21	1		1				2	6											
<i>Sally Smilyta</i>	26		1	1																
<i>Inez Smilyta</i>	4		1	1																
<i>Melissa Smilyta</i>	1	1		1																
<i>William Infannon</i>	5	1		1																
<i>John Hemma</i>	65	1		1			30	25	15				30	3	130	1				
<i>Sally Hemma</i>	55		1	1																
<i>Liddy Hemma</i>	19		1	1																
TOTALS		19	12	31			325	87	1	134			330	48	227	1	75			



NAMES	DESCRIPTION OF PERSONS						OCCUPATION	LAND		LIVE STOCK						AGRICULTURAL PRODUCTS				MISCELLANEOUS
	AGE	Male	Female	Indian	White	Colored		Acres under Cultivation	No. of Horses	No. of Mules	No. of Cattle	No. of Sheep	No. of Goats	No. of Hogs	No. Bales of Cotton	No. Bushels of Corn	No. Bushels of Wheat	No. Bushels of Oats	OTHER INFORMATION	
Silas Hemma	30	1																		
Cornelius Hemma	38	1					30	25	15				30	3	130	130				
Isabella Hemma	30		1																	
Saline Hemma	20		1																	
Edmund Hemma	13	1																		
Edward Hemma	13	1																		
Minnie Anderson	33		1																	
Osborne Anderson	14	1					5	5	30											
William Anderson	12	1																		
Jincy Anderson	10		1																	
Summer Anderson	3	1																		
Nancy Frances	50	1																		
James Wall	60	1					12	1												
Lena Wall	33		1				14	3	5				6	2	50					
Timothy Wall	14	1																		
Maaman Wall	11	1																		
Joseph Wall	8	1																		
Lisa Wall	6	1																		
John Stephens	33	1					36	7					50	3	200					
Melvinia Stephens	30		1				7	3					30							
Lissy Stephens	16		1																	
Peter Stephens	14	1																		
Celia Stephens	12		1																	
Wallace Stephens	9	1																		
Albert Stephens	7	1																		
Sophia Stephens	5		1																	
Cozy Stephens	3		1																	
Adison Amos	20	1					14	1		5			5	1/2	50					
Geel Amos	20		1																	
Mary Ann Amos	5		1																	
Nicholas Amos	4	1																		
TOTALS	19	12	31				121	48	52	5			129	5 1/2	470	130				



16 Census of *Eagle* County,

Choctaw Nation, 1885.

NAMES.	AGE.	DESCRIPTION OF PERSONS.					OCCUPATION.	LAND.		LIVE STOCK.						AGRICULTURAL PRODUCTS.			MISCELLANEOUS.
		Male.	Female.	Indian.	White.	Colored.		Acres under Cultivation.	No. of Horses.	No. of Mules.	No. of Cattle.	No. of Sheep.	No. of Goats.	No. of Hogs.	No. Bales of Cotton.	No. Bushels of Corn.	No. Bushels of Wheat.	No. Bushels of Oats.	OTHER INFORMATION.
<i>Colia Amos</i>	50		1	1															
<i>Joseph Jakiulabe</i>	47	1		1															
<i>William Jakiulabe</i>	17	1		1															
<i>Simon Hob</i>	30	1		1															
<i>Susan Hob</i>	20		1	1															
<i>Davis Hob</i>	1	1		1															
<i>John Achayatabe</i>	57	1	X	1									4	1	140				
<i>Louisa Achayatabe</i>	50		1	1															
<i>James Billy</i>	28	1		1															
<i>Eliza Achayatabe</i>	16		1	1															
<i>Amos Billy</i>	19	1		1									15						
<i>Scott Billy</i>	1	1		1															
<i>Eastman Billy</i>	6	1		1															
<i>John Joseph</i>	30	1		1															
<i>Lena Joseph</i>	20		1	1															
<i>Gibson Joseph</i>	2	1		1															
<i>Johnsen Hotambo</i>	35	1		1															
<i>Ellany Hotambo</i>	30		1	1															
<i>Clam Hotambo</i>	4	1		1															
<i>Betsy Hotambo</i>	5		1	1															
<i>Chester Hotambo</i>	4	1		1															
<i>Jimmy Hotambo</i>	2	1		1															
<i>Nutkins Hob</i>	11	1		1															
<i>Ellen Hob</i>	9		1	1															
<i>Green Billy</i>	30	1		1															
<i>Willy Billy</i>	20		1	1															
<i>Mallisa Billy</i>	11		1	1															
<i>Nelson Billy</i>	7	1		1															
<i>Tinny Billy</i>	3		1	1															
<i>Siub Billy</i>	1	1		1															
<i>Tikimma</i>	40		1	1															
TOTALS		19	12	31					72	12	2		24	3	140				



NAMES.	DESCRIPTION OF PERSONS.						OCCUPATION.	LAND.	LIVE STOCK.						AGRICULTURAL PRODUCTS.				MISCELLANEOUS.
	AGE.	Male.	Female.	Indian.	White.	Colored.		Acres under Cultivation.	No. of Horses.	No. of Mules.	No. of Cattle.	No. of Sheep.	No. of Goats.	No. of Hogs.	No. Bales of Cotton.	No. Bushels of Corn.	No. Bushels of Wheat.	No. Bushels of Oats.	OTHER INFORMATION
Simon Billy	28	1		1			Farmer	5					30	20					
Susan Billy	25		1	1															
Jim Billy	9	1		1															
Carmen Billy	6	1		1															
Issi Ellen Billy	3		1	1															
Louisiana Billy	1/2		1	1															
Billy McKee	50	1		1			Farmer	30	2	2		10	30						
Wesley McKee	30		1	1															
Wesley McKee	15	1		1															
Mary McKee	10		1	1															
Elizabeth McKee	3		1	1															
Willie McKee	7	1		1															
Mary McKee	17		1	1				2	1										
Wilson James	35	1		1			Farmer	35	6	60	6	11	5	150					
Margaret James	30		1	1															
Charles James	15	1		1															
Simon James	10	1		1															
Jonas James	8	1		1															
Phillip James	5	1		1															
Simpson Harver	24	1		1			Farmer	25	2	28		16	2	100				2	
Ellen Harver	23		1	1															
Billy Harver	3	1		1															
Juby Harver	1		1	1															
John Harver	30	1		1			Farmer	12	8	5	6	23	2	100					
Sally Harver	30		1	1															
Thomas Harver	11	1		1			Farmer	12	1	1	6		1	21					
Frances Harver	7		1	1															
Charles Harver	3	1		1															
Billy Barlow	30	1		1															
Sila Barlow	30		1	1															
Nancy Barlow	18		1	1															
TOTALS		17	14	31				171	20	95	12	90	10	420				2	



H. RICE & SONS, Printers and Binders, Fort Scott, Kansas.

NAMES.	DESCRIPTION OF PERSONS.						OCCUPATION.	LAND.		LIVE STOCK.						AGRICULTURAL PRODUCTS.				MISCELLANEOUS.
	AGE.	Male.	Female.	Indian.	White.	Colored.		Acres under Cultivation.	No. of Horses.	No. of Mules.	No. of Cattle.	No. of Sheep.	No. of Goats.	No. of Hogs.	No. Bales of Cotton.	No. Bushels of Corn.	No. Bushels of Wheat.	No. Bushels of Oats.	OTHER INFORMATION.	
Marion Barlow	13	1		1																
Michael Barlow	13	1		1																
Annis Barlow	6	1		1																
Mary Barlow	4		1	1																
Leah Barlow	1	1		1																
Joe Banup	51	1		1			Farmer	23	2	1			11	2	70					
Mary Banup	40		1	1																
William Banup	16	1		1																
Uzzie Banup	11		1	1																
Lucey Banup	8		1	1																
Allen Colbert	50	1		1			Farmer	6	2				10	1/2	50					
Lidia Colbert	40		1	1																
Lilly Colbert	14		1	1																
Daniel Hudson	40	1		1			Farmer	30	16	5			30	2	50					
Sally Hudson	35		1	1																
Lina Hudson	8		1	1																
Sabe Hudson	6	1		1																
Levina Hudson	4		1	1																
Lirina Hudson	3		1	1																
John Thompson	68	1		1			Farmer	6	1				20		25					
Martha Thompson	60		1	1																
Amos Colbert	17	1		1			Farmer	90	1						50					
Shobatema Colbert	60		1	1				15		5	1		6		50					
Dennis Mambe	30	1		1			Farmer	7	1				4	1/2	50					
Delia Mambe	35		1	1																
Melis Mambe	7	1		1																
Emma Mambe	2		1	1																
Manda Colbert	40		1	1																
Noel Colbert	8	1		1																
Eocenny Colbert	6	1		1																
John Colbert	1	1		1																
TOTALS		16	15	31				107	23	14	6		94	5	445					



19 Census of Eagle County,

Choctaw Nation, 1885.

NAMES.	DESCRIPTION OF PERSONS.						OCCUPATION.	LAND.		LIVE STOCK.						AGRICULTURAL PRODUCTS.				MISCELLANEOUS.
	AGE.	Male.	Female.	Indian.	White.	Colored.		Acres under Cultivation.	No. of Horses.	No. of Mules.	No. of Cattle.	No. of Sheep.	No. of Goats.	No. of Hogs.	No. Bales of Cotton.	No. Bushels of Corn.	No. Bushels of Wheat.	No. Bushels of Oats.	OTHER INFORMATION.	
Folly Mamba	65		1	1				10	4				3	1/2						
Williamson Mamba	12	1																		
Silway Mamba	24		1	1																
William Impson	23	1					25	1				2		50						
Ellen Impson	20		1	1				2	2											
David Impson	12	1																		
John Impson	8	1																		
Styly Mamba	1	1																		
Fanny Howell	27		1	1			400	2	1	35		7	50	500						
Sam Amos	50	1					10			4		15		10						
Louisa Amos	30		1	1																
Le cumpsi Amos	12	1																		
Mulcey Amos	51		1	1																
Batt Amos	3	1																		
Eastman Amos	11	1																		
Unoake	40		1	1																
Ellis Tohtaya	50	1					5	1				1								
Eastman Tohtaya	5	1																		
Elahe Taber	30	1					20	1				7	1	100						
Lizzie Elahtabe	23		1	1																
Lucy Elahtabe	1		1	1																
Gilbert Hayakonabe	21	1					8		3			3		10						
Susan Hayakonabe	18		1	1																
Sua Hayakonabe	1		1	1																
Malambula	70	1					2	5	3			3	1/2							
Nonakimma	55		1	1			15		6			1	1/2	30						
Lizzie Ann	16		1	1																
Dixie	14		1	1																
Wiley	10		1	1																
Wickman Hayakonabe	30	1					20	1	5			15	3	15						
Lelia Hayakonabe	25		1	1																
TOTALS		15	16	31			515	17	1	58		63	55 1/2	595						



J. H. Rice & Sons, Printers and Binders, Fort Scott, Mo.

NAMES.	AGE.	DESCRIPTION OF PERSONS.					OCCUPATION.	LAND.		LIVE STOCK.						AGRICULTURAL PRODUCTS.				MISCELLANEOUS.
		Male.	Female.	Indian.	White.	Colored.		Acres under Cultivation.	No. of Horses.	No. of Mules.	No. of Cattle.	No. of Sheep.	No. of Goats.	No. of Hogs.	No. Bales of Cotton.	No. Bushels of Corn.	No. Bushels of Wheat.	No. Bushels of Oats.	OTHER INFORMATION.	
Fieca Hayaknabe	6		1	1																
Austin Hayaknabe	4	1																		
Oliza Hayaknabe	3		1	1																
Lucy Hayaknabe	1		1	1																
Austin M <sup>c</sup> Gee	35	1																		
Louisa M <sup>c</sup> Gee	25		1	1		Farmer	8	2				5	1	100						
Betty M <sup>c</sup> Gee	8		1	1																
Santa Anna	25	1				Farmer	3	1					1/2	10						
Battisti	30	1				"														
Martin Battisti	12	1																		
John Ben	30	1				Farmer	15	1	2			12	1/2	50						
Lebna Ben	25		1	1																
Syda Ben	1		1	1																
Hamlin	25	1				Farmer	10	3	3			3	2	30						
Louisana Hamlin	20		1	1																
Wellington Hamlin	3		1	1																
Bob Kaimabe	50	1				Farmer	8	11	17	13		30	3	50						
Molly Kaimabe	29		1	1																
Tennessee	60	1				Farmer	20	1	6			6	1	100						
Maloa Tennessee	50		1	1																
Nancy Tennessee	20		1	1																
Alben Tennessee	18	1																		
Anderson Tennessee	12	1																		
Jmy Tennessee	7		1	1																
Massell Tennessee	4		1	1																
Watkins Tennessee	1		1	1																
Squis	45		1	1																
Fozie	12		1	1																
Isaac John	44	1				Farmer	6	1	2			5	1	30						
Alcena Emma John	40		1	1																
Leseway John	12		1	1																
TOTALS		15	16	31			80	23	81	13		34	10	450						





J. H. Rice & Sons, Printers and Binders, Fort Scott, Kansas.

NAMES.	AGE.	DESCRIPTION OF PERSONS.					OCCUPATION.	LAND. Acres under Cultivation.	LIVE STOCK.						AGRICULTURAL PRODUCTS.			MISCELLANEOUS.  OTHER INFORMATION.	
		Male.	Female.	Indian.	White.	Colored.			No. of Horses.	No. of Mules.	No. of Cattle.	No. of Sheep.	No. of Goats.	No. of Hogs.	No. Bales of Cotton.	No. Bushels of Corn.	No. Bushels of Wheat.		No. Bushels of Oats.
<i>Bicy John</i>	10		/	/															
<i>Mary Ann John</i>	6		/	/															
<i>Melcy John</i>	4		/	/															
<i>Morris John</i>	3 1/2	/		/															
<i>Payahema</i>	60		/	/			<i>Farmer</i>	6	1	5			11						
<i>W. Jefferson</i>	16	/		/															
<i>Hompson Notambe</i>	35	/		/			<i>Farmer</i>	3	5	15			35	2	160				
<i>Jincey Notambe</i>	22		/	/				2					8						
<i>Samy Notambe</i>	4		/	/															
<i>Notambe</i>	65	/		/			<i>Farmer</i>	4	2	20			6	1	50				
<i>Pasantona Notambe</i>	60		/	/															
<i>Sally Bob</i>	50		/	/				5	2	6			13	1/2	30				
<i>Sampson Bob</i>	15	/		/															
<i>Lizzie Bob</i>	9		/	/															
<i>Barcy Bob</i>	5		/	/															
<i>Adahn Hollace</i>	25	/		/			<i>Farmer</i>	10	1	3			20	1	100				
<i>Bicksy Hollis</i>	31		/	/															
<i>Sunderbon Hollis</i>	4	/		/															
<i>Aller Hollis</i>	1	/		/															
<i>Sim Loman</i>	25	/		/									7	1 1/2	40				
<i>Celia Loman</i>	20		/	/				4					15						
<i>Willy Hampton</i>	18	/		/															
<i>Light Hampton</i>	5	/		/															
<i>Elsy McClure</i>	57		/	/				20	12	20	7		20	3	250				
<i>Sarah McClure</i>	14		/	/															
<i>Carralson McClure</i>	13	/		/															
<i>John McClure</i>	11	/		/															
<i>Peter McClure</i>	10	/		/															
<i>Albert McClure</i>	9	/		/															
<i>Samaya McClure</i>	5		/	/															
<i>Mindy McClure</i>	3		/	/															
<b>TOTALS</b>		15	16	31				53	27	67	7		135	8 1/2	630				







J. H. Rice & Sons, Printers and Binders, Fort Scott, Kansas.

C	DESCRIPTION OF PERSONS.						OCCUPATION.	LAND.	LIVE STOCK.						AGRICULTURAL PRODUCTS.			MISCELLANEOUS.		
	NAMES.	AGE.	Male.	Female.	Indian.	White.		Colored.	Acres under Cultivation.	No. of Horses.	No. of Mules.	No. of Cattle.	No. of Sheep.	No. of Goats.	No. of Hogs.	No. Bales of Cotton.	No. Bushels of Corn.	No. Bushels of Wheat.	No. Bushels of Oats.	OTHER INFORMATION.
	<i>Sena Lawson</i>	7		1	1															
	<i>Idam Lawson</i>	5	1																	
	<i>Simon Jefferson</i>	35	1					<i>Farmer</i>	8	2	12			25	1	100				
	<i>Mary Jefferson</i>	30		1																
	<i>John Lynn Jefferson</i>	10	1																	
	<i>Felix Jefferson</i>	5	1																	
	<i>Ellie's Jefferson</i>	6	1																	
	<i>Belvity Jefferson</i>	4		1																
	<i>Ella Jefferson</i>	2		1																
	<i>Sally Jefferson</i>	50		1				<i>Farmer</i>	15	2	10			12	1/2	60				
	<i>Kompson Jefferson</i>	16	1																	
	<i>Bethe Jefferson</i>	9		1																
	<i>Byrta Jefferson</i>	6		1																
	<i>Washington</i>	40	1																	
	<i>Sawlan Ataya</i>	35	1					<i>Farmer</i>	11	2						10				
	<i>Lisaway Ataya</i>	25		1																
	<i>Vimm Ataya</i>	1	1																	
	<i>Solomon Williams</i>	35	1												1/2					
	<i>Pikey Williams</i>	23		1						1				1						
	<i>Shd Williams</i>	3	1																	
	<i>Matkins Williams</i>	1		1																
	<i>Joseph Bob</i>	35	1					<i>Farmer</i>	15	4	5			50	2	100				
	<i>Betty Bob</i>	20		1																
	<i>William Bob</i>	14	1																	
	<i>Keith Bob</i>	13	1																	
	<i>Selly Bob</i>	9		1																
	<i>Adkins Bob</i>	3	1																	
	<i>Nancy Bob</i>	1		1																
	<i>Lawson Battist</i>	35	1					<i>Farmer</i>	11	2	16	2		20	2	50				
	<i>Polly Battist</i>	35		1																
	<i>Sophy Battist</i>	12		1																
	<b>TOTALS</b>	17	14	31					46	13	56	2		108	7	620				





24 Census of *Eagle* County,

Choctaw Nation, 1885

J. H. Rice & Sons, Printers and Binders, Fort Worth, Texas.

NAMES.	AGE.	DESCRIPTION OF PERSONS.					OCCUPATION.	LAND.	LIVE STOCK.					AGRICULTURAL PRODUCTS.				MISCELLANEOUS.	
		Male.	Female.	Indian.	White.	Colored.		Acres under Cultivation.	No. of Horses.	No. of Mules.	No. of Cattle.	No. of Sheep.	No. of Goats.	No. of Hogs.	No. Bales of Cotton.	No. Bushels of Corn.	No. Bushels of Wheat.	No. Bushels of Oats.	OTHER INFORMATION.
<i>Lisway Balliet</i>	6		1	1															
<i>Letha Balliet</i>	4		1	1															
<i>Carson Balliet</i>	2	1		1															
<i>Milsey Balliet</i>	1		1	1															
<i>Saunders Balliet</i>	1/2		1	1															
<i>Gilbert Lewis</i>	55	1		1		Farmer	20	6	7			30	2	200					
<i>Glautima Lewis</i>	40		1	1															
<i>Sorrelle Lewis</i>	22	1		1															
<i>Listy Lewis</i>	4		1	1															
<i>Hebman Hopaiishubbe</i>	28	1		1		Farmer	15	35	2	100		300	2	100					
<i>Eliza Hopaiishubbe</i>	31		1	1			2	2											
<i>Ealambi Hopaiishubbe</i>	4	1		1															
<i>Ealima Hopaiishubbe</i>	6		1	1															
<i>Garvin Hopaiishubbe</i>	15	1		1															
<i>Ebafota</i>	50	1		1		Farmer	25	10	14			30	2	100					
<i>Sina Ebafota</i>	40		1	1															
<i>Sampson Ebafota</i>	10	1		1															
<i>Sirren Ebafota</i>	3	1		1															
<i>Winnny Ebafota</i>	5		1	1															
<i>Liddy Ebafota</i>	1		1	1															
<i>David Wilson</i>	35	1		1		Farmer	20	3	14			30	5	50					
<i>Anna Wilson</i>	20		1	1															
<i>David Wilson</i>	3	1		1															
<i>Samuel Wilson</i>	1	1		1															
<i>Siss Wilson</i>	40		1	1			20												
<i>Belay Wilson</i>	70		1	1			12	2	7			6	2	100					
<i>Eldana Wilson</i>	26	1		1															
<i>Wyley Wilson</i>	23	1		1															
<i>Winnie Wilson</i>	20		1	1															
<i>James Jones</i>	37	1		1		Farmer	10	2	30			37	1	50					
<i>Lain Jones</i>	35		1	1															
<b>TOTALS</b>		14	17	31			124	60	2	172		135	14	600					





J. H. KICE & SONS, PRINTERS AND BINDERS, FORT SCOTT, MO.

DESCRIPTION OF PERSONS.

LAND.	LIVE STOCK.						AGRICULTURAL PRODUCTS.			MISCELLANEOUS.	
	Acres under Cultivation.	No. of Horses.	No. of Mules.	No. of Cattle.	No. of Sheep.	No. of Goats.	No. of Hogs.	No. Bales of Cotton.	No. Bushels of Corn.	No. Bushels of Wheat.	No. Bushels of Oats.

NAMES.

AGE.

Male.

Female.

Indian.

White.

Colored.

OCCUPATION.

The Choctaw Nation  
Eagle County

This is to certify that I have been duly appointed and commissioned to take Census of the 2<sup>nd</sup> Judicial District of the Choctaw Nation and that after carefully taking the census of Eagle County, C. N., find that it contains a population of 744 souls, 387 males and 357 females, consisting of 742 Indians and 2 white persons,

that in the year 1884 there were in cultivation 2837 acres of land,

the stocks rolls number 663 Horses, 16 Mules, 1361 Cattle - 144 Sheep - and 3309 Hogs.

The assessment rolls of production for the year 1884 show that there were produced in said County 330 bales of Cotton, 12331 bushels of Corn, 281 bushels of wheat and 2 bushels of oats.

In Testimony whereof I hereunto signed my name officially this May 11 1885.

J. Ben Watkins  
Census Commissioner  
2<sup>nd</sup> Judicial District  
Choctaw Nation.

The foregoing census of Eagle County is filed in my office this 8<sup>th</sup> day of February 1886.

Thompson McKinney  
National Secretary  
Choctaw Nation

I hereby certify that the foregoing transcript is a true and correct copy taken from the original record book now on file in my office.

In Testimony hereunto set my hand and affixed the Seal of the Choctaw Nation.

This 1<sup>st</sup> day of July 1886,

Thompson McKinney  
National Secretary  
Choctaw Nation.

TOTALS







Census of *Nashoba* County,

Choctaw Nation, 1885

		DESCRIPTION OF PERSONS.						LAND.	LIVE STOCK.						AGRICULTURAL PRODUCTS.				MISCELLANEOUS.		
1	NAMES.	AGE.	Male.	Female.	Indian.	White.	Colored.	OCCUPATION.	Acres under Cultivation.	No. of Horses.	No. of Mules.	No. of Cattle.	No. of Sheep.	No. of Goats.	No. of Hogs.	No. Bales of Cotton.	No. Bushels of Corn.	No. Bushels of Wheat.	No. Bushels of Oats.	OTHER INFORMATION	
1	Jackson Momintabe	56	1						1												
2	Nilas Momintabe	10																			
3	Mary Momintabe	35		1																	
4	Solomon Williams	45	1					Farmer	75	7	3	50			25		650				
5	Fred Williams	38	1																		
6	Nacissa Williams	19		1																	
7	Jesse Heath	12	1																		
8	Alexander Williams	16	1							3											
9	Morris Baker	43	1					"	6	6		40	3		10						
10	Sophy Ann Baker	13		1					6	3											
11	Samphy Baker	11		1																	
12	Miefa Baker	7		1																	
13	Veney Baker	5		1																	
14	Morris Williams	38	1					"	20	6	1	30			10	2	300				
15	Touneuu Williams	38	1					"													
16	Moses Loman	50	1					"	10	10		5	10		12	1	50				
17	Hoyohema Loman	54		1																	
18	Sammy Loman	7	1																		
19	Johnson Wallace	25	1						2	1					6						
20	Tom Wallace	1	1																		
21	Kissy Wallace	28		1																	
22	Thompson Morrison	27	1					"	11	5		5			20	2	250				
23	Elly Morrison	32		1																	
24	Mary Morrison	18		1																	
25	Fincy Morrison	9		1																	
26	Lizzie Morrison	4		1																	
27	Judy Morrison	2		1																	
28	Nallace Homma	25	1							3					10						
29	Byington Homma	8	1																		
30	Nicholas Watkins	22	1							1		10			20						
TOTALS			15	15	30				125	45		140	16		133	5	1285				



2 Census of *Nashoba* County,

Choctaw Nation, 1885

NAMES.	DESCRIPTION OF PERSONS.						OCCUPATION.	LAND.		LIVE STOCK.						AGRICULTURAL PRODUCTS.			MISCELLANEOUS.
	AGE.	Male.	Female.	Indian.	White.	Colored.		Acres under Cultivation.	No. of Horses.	No. of Mules.	No. of Cattle.	No. of Sheep.	No. of Goats.	No. of Hogs.	No. Bales of Cotton.	No. Bushels of Corn.	No. Bushels of Wheat.	No. Bushels of Oats.	OTHER INFORMATION
31	Emissy Watkins	30		1	1														
32	Sony Watkins	4	1																
33	Hickman Watkins	1	1																
34	Dixon H. Wallace	40	1																
35	Belby Wallace	35		1	1			8	2					25			30		
36	Stevney Wallace	3	1																
37	William Wallace	1	1																
38	James Gibson	30	1		1														
39	Elizabeth Gibson	28		1	1			30	10		30							20	100
40	Stephen Gibson	12	1		1														
41	Lusy Gibson	3		1	1														
42	Margaret Gibson	42		1	1														
43	Hoyo hoka	70		1	1														
44	Abel Loman	25	1		1														
45	Incy Loman	10		1	1														
46	Banatabi	30	1		1														
47	Phillip Coleman	44	1		1			3	1		6	2		13					
48	Melissa Coleman	18		1	1			8	1		1			5					
49	Terion Loman	30	7		1														
50	Miley Loman	20	1		1									20				80	
51	Other Loman	4	1		1									5					
52	Gaston Loman	3	1		1														
53	Wallace Barney	29	1		1														
54	Shube Barney	26		1	1			12	8		50	3		40				150	
55	Edward Barney	11	1		1														
56	Leana Barney	6		1	1														
57	Serimy Barney	2		1	1														
58	John Baker	32	1		1														
59	Olsey Baker	25		1	1			10	3		3	4		7				140	
60	Mitchell Baker	10	1		1														
TOTALS		16	4	30				81	23		82	9		137	1			500	



Census of *Nashoba* County,

Choctaw Nation, 1885

NAMES.		DESCRIPTION OF PERSONS.						OCCUPATION.	LAND.	LIVE STOCK.						AGRICULTURAL PRODUCTS.			MISCELLANEOUS.	
		AGE.	Male.	Female.	Indian.	White.	Colored.		Acres under Cultivation.	No. of Horses.	No. of Mules.	No. of Cattle.	No. of Sheep.	No. of Goats.	No. of Hogs.	No. Bales of Cotton.	No. Bushels of Corn.	No. Bushels of Wheat.	No. Bushels of Oats.	OTHER INFORMATION.
61	Betsy Baker	8		1	1															
62	Isham Baker	6	1		1															
63	Cochus Baker	4	1		1															
64	Robinson Baker	1	1		1															
65	Gaines Bottiel	55	1		1		Farmer	28	10	20	8		10	1	100					
66	Daniel Billy	30	1		1		"	9	1				21		20					
67	Henry Billy	24		1	1															
68	Willy Billy	12	1		1															
69	Melinda Billy	5		1	1															
70	Ely Billy	3	1		1															
71	Betty Billy	2		1	1															
72	Brazile Bacon	25	1		1			8	2				2		20					
73	Betty Bacon	18		1	1															
74	Melen Bacon	2		1	1															
75	Sally Bacon	1		1	1															
76	Sake John	24	1		1		"	13	3	9			10	2	150					
77	Agnes John	24		1	1															
78	Betty John	9		1	1															
79	Edon John	7	1		1															
80	Almusa John	5		1	1															
81	Listy John	3		1	1															
82	Perd John	1	1		1															
83	Bissy Baker	30		1	1		"	26	10	9			30							
84	Saiki Baker	17		1	1															
85	Lizzie Baker	10		1	1															
86	Emily Baker	5		1	1															
87	Coleman Baker	5	1		1															
88	Zonhka	53	1		1			100	16	60	6		15	2	250					
89	Spealimma Zonhka	55		1	1															
90	Rason Zonhka	15	1		1															
TOTALS		14	16	30				169	42	98	14		48	5	540					







5 Census of *Nashoba* County,

Choctaw Nation, 1885

DESCRIPTION OF PERSONS.								LAND.				LIVE STOCK.				AGRICULTURAL PRODUCTS.				MISCELLANEOUS.
NAMES.	AGE.	Male.	Female.	Indian.	White.	Colored.	OCCUPATION.	Acres under Cultivation.	No. of Horses.	No. of Mules.	No. of Cattle.	No. of Sheep.	No. of Goats.	No. of Hogs.	No. Bales of Cotton.	No. Bushels of Corn.	No. Bushels of Wheat.	No. Bushels of Oats.	OTHER INFORMATION	
121	Sophy Watkins	15	/	/																
122	Fanny Watkins	14	/	/																
123	Mary Watkins	8	/	/																
124	Elizabeth Watkins	3	/	/																
125	Isham Watkins	1	/	/																
126	Sarah Watkins	2	/	/																
127	Jimmy James	38	/	/			Farmer	26	3		10			35	2	250				
128	Paulina James	20	/	/					1		1			5						
129	John W. James	24	/	/																
130	Alpheus James	13	/	/																
131	Mary James	50	/	/																
132	Maisha Ann James	25	/	/					2											
133	Agnes James	17	/	/					1		2			6						
134	Hillis James	12	/	/																
135	Cornelius Battiste	30	/	/				8	2		20			10	1	200				
136	Isabella Battiste	30	/	/																
137	Letia Battiste	4	/	/																
138	Sweeney Jefferson	46	/	/				4	1		1									
139	Onahema Jefferson	30	/	/																
140	Cephus Jefferson	13	/	/																
141	Chubby Jefferson	16	/	/																
142	Margaret Jefferson	7	/	/																
143	George Jefferson	4	/	/																
144	Sam M <sup>c</sup> Farland	45	/	/				5	5		20	1		50		60				
145	Lizzia Ann M <sup>c</sup> Farland	18	/	/																
146	Andrew M <sup>c</sup> Farland	14	/	/																
147	Sttel M <sup>c</sup> Farland	11	/	/																
148	Bissy M <sup>c</sup> Farland	5	/	/																
149	Sammis M <sup>c</sup> Farland	1	/	/																
150	Wilmon Toah	50	/	/				24	14		10	8		40	1	500				
TOTALS		16	14	30				67	29		74	9		149	4	750				



NAMES.	AGE.	DESCRIPTION OF PERSONS.					OCCUPATION.	LAND. Acres under Cultivation.	LIVE STOCK.					AGRICULTURAL PRODUCTS.			MISCELLANEOUS. OTHER INFORMATION.	
		Male.	Female.	Indian.	White.	Colored.			No. of Horses.	No. of Mules.	No. of Cattle.	No. of Sheep.	No. of Goats.	No. of Hogs.	No. Bales of Cotton.	No. Bushels of Corn.		No. Bushels of Wheat.
151	Salina Noah	45	/	/														
152	Naaman Noah	13	/	/														
153	Beard Noah	8	/	/														
154	Morgan Noah	6	/	/														
155	Leed Noah	4	/	/														
156	Susan Noah	2	/	/														
157	Hinley Davis	40	/	/			Farmer	2										
158	Susan Davis	18	/	/														
159	Nancy Davis	2	/	/														
160	Sarah Jefferson	40	/	/				2	4		1			10		50		
161	Susan Jefferson	13	/	/														
162	Senzy Jefferson	11	/	/														
163	Austin Jefferson	9	/	/														
164	Seney Jefferson	4	/	/					1									
165	Sim Jefferson	1	/	/														
166	Gampson Cobb	28	/	/				7	3				4			50		
167	Jophy Cobb	19	/	/														
168	B.G. Battest	26	/	/				26	2	2	10		15		150			
169	Mary Batteste	27	/	/					4		10		10					
170	Henry Batteste	3	/	/														
171	Agnes Batteste	1	/	/														
172	James Wood	56	/	/				6	4				12	1	100			
173	Kanotima Wood	40	/	/														
174	Levi Wood	19	/	/														
175	Melrina Wood	15	/	/														
176	Cosen Wade	45	/	/				2	1	1	2		3		30			
177	Melissa Wade	44	/	/				2			2		3					
178	Robert Wade	13	/	/				1			7		8					
179	Hickson Jefferson	28	/	/				1			2		4		10			
180	Adeline Jefferson	20	/	/														
TOTALS			15	15	30			49	18	3	37		69	1	390			



7 Census of *Nashoba* County,

Choctaw Nation, 1885.

NAMES.	DESCRIPTION OF PERSONS.						OCCUPATION.	LAND.	LIVE STOCK.					AGRICULTURAL PRODUCTS.				MISCELLANEOUS.	
	AGE.	Male.	Female.	Indian.	White.	Colored.		Acres under Cultivation.	No. of Horses.	No. of Mules.	No. of Cattle.	No. of Sheep.	No. of Goats.	No. of Hogs.	No. Bales of Cotton.	No. Bushels of Corn.	No. Bushels of Wheat.	No. Bushels of Oats.	OTHER INFORMATION
181 Samuel Jefferson	1	1																	
182 By nam Stephens	25	1					2	1											
183 Woley Stephens	26		1																
184 Edward. Stephens	7	1																	
185 Susan Stephens	5		1																
186 Baxton Noah	36	1					23	11	2	20			20	1	200				
187 Nancy Noah	27		1																
188 Simon Noah	5	1																	
189 Emily Noah	2		1																
190 Enny Bacon	40		1					2		3			10						
191 Huston Bacon	5	1																	
192 Jackson Heath	25	1					10	5		5			5	1	100				
193 Sinah Heath	20		1																
194 Sicily Heath	4	1																	
195 Houston Heath	3	1																	
196 Joseph Heath	30	1					8	8		1			3	1/2	50				
197 Soay Heath	30		1																
198 Ellen Heath	3		1																
199 Joseph Heath	1	1																	
200 John Cephus	40	1					16	3		6			5	1	100				
201 Adeline Cephus	40		1																
202 Timothy Cephus	22	1																	
203 Mary Cephus	14		1																
204 Lena Cephus	5		1																
205 Ely Cephus	1	1																	
206 Kanihome Hicks	39		1				6	2		6	19		14						
207 Nancy Hicks	17		1																
208 Selin Hicks	12		1																
209 Peter Hicks	7	1																	
210 Joel Shota	56	1					7	2		3			3	1/2	50				
TOTALS	16	14	50				72	34	2	44	19		60	4	500				



Census of *Nashoba* County,

Choctaw Nation, 1885.

DESCRIPTION OF PERSONS.								LAND.		LIVE STOCK.				AGRICULTURAL PRODUCTS.			MISCELLANEOUS.		
NAMES.	AGE.	Male.	Female.	Indian.	White.	Colored.	OCCUPATION.	Acres under Cultivation.	No. of Horses.	No. of Mules.	No. of Cattle.	No. of Sheep.	No. of Goats.	No. of Hogs.	No. Bales of Cotton.	No. Bushels of Corn.	No. Bushels of Wheat.	No. Bushels of Oats.	OTHER INFORMATION
211 Lucy Shote	30		/	/					2										
212 Robert Shote	7	/		/															
213 Nelly Shote	5		/	/															
214 Sisly Shote	1		/	/															
215 Salma Shote	7		/	/															
216 Josy Shote	50		/	/															
217 Nettie Shote	30		/	/															
218 Bessy Shote	14		/	/															
219 Wacey Shoate	12		/	/															
220 Curtam Shoate	10	/		/															
221 Martha Shote	1		/	/															
222 John Thom	70	/			/		Farmer	9	1		12							60	
223 Paul Stevens	30	/			/		"	16	7		10			10	3			140	
224 Bessy Stevens	35		/	/															
225 Grandison Stevens	7	/		/															
226 Holson Mullis	30	/		/			"	11	3		10			25	2			100	
227 Sarah Mullis	30		/	/															
228 Milly Mullis	15		/	/															
229 Isidiah Mullis	9	/		/															
230 Phillip Mullis	6	/		/															
231 Eliza Harley	55		/	/			"	1	1					3				10	
232 Margaret Harley	18		/	/															
233 Madison Jefferson	34	/		/			"	15	2		7			10	1			150	
234 Kanemahona	50		/	/			"	20	5		10			90	1			100	
235 Sookay Jefferson	30		/	/															
236 William Labor	30	/		/			"	26	3	2	25			45	4			300	
237 Phibe Labor	29		/	/															
238 Susan Labor	9		/	/															
239 Peggy Labor	5		/	/															
240 Nabella Labor	4		/	/															
TOTALS		10	20	28		2		97	24	2	76			183	9			860	



9 Census of *Nashoba* County,

Choctaw Nation, 1885

NAMES.	DESCRIPTION OF PERSONS.						OCCUPATION.	LAND. Acres under Cultivation.	LIVE STOCK.						AGRICULTURAL PRODUCTS.				MISCELLANEOUS. OTHER INFORMATION.
	AGE.	Male.	Female.	Indian.	White.	Colored.			No. of Horses.	No. of Mules.	No. of Cattle.	No. of Sheep.	No. of Goats.	No. of Hogs.	No. Bales of Cotton.	No. Bushels of Corn.	No. Bushels of Wheat.	No. Bushels of Oats.	
241 Melhamy Labor	1		1	1															
242 Daniel Monabe	30	1		1			Farmer	18	2				30	1	250				
243 Henry Monabe	30		1	1															
244 Raymus Monabe	12			1															
245 Bob Monabe	53	1		1			"	17	2				10	2	40				
246 Izzy Monabe	30		1	1															
247 Quinton Monabe	20	1		1															
248 Nanomantake Monabe	9	1		1															
249 Ned Monabe	2	1		1															
250 Ben Watkins Monabe	1	1		1															
251 Helmon McCoy	27	1		1			"	18	5	25			20	2	50				
252 Susan Ann McCoy	27		1	1															
253 Charles McCohn	17	1		1			"	4	5	5			8						
254 Ansey McCohn	17		1	1															
255 Asbert McCohn	26		1	1					2										
256 Minnie Kate McCohn	86		1	1															
257 Kanilhtema McCohn	11		1	1					6	2									
258 Elliston McCamby	10	1		1															
259 Massy McCamby	4		1	1															
260 Simmon McCoy	10	1		1															
261 Sotey McCoy	10		1	1															
262 Phebe McCoy	16		1	1															
263 Morgan Monabe	26	1		1			"	6	2	1					30				
264 Nancy Monabe	26		1	1															
265 Sils Monabe	9		1	1															
266 Dixie Monabe	8		1	1															
267 Sinah Monabe	6		1	1															
268 Minton Monabe	4	1		1															
269 Watkins Monabe	1	1		1															
270 Adam J. Palmer	37	1		1			"	5	3				10		50				
TOTALS		15	15	30				68	27	1	33		78	5	420				



10 Census of *Nashoba* County,

Choctaw Nation, 1885


NAMES.	AGE.	DESCRIPTION OF PERSONS.					OCCUPATION.	LAND. Acres under Cultivation.	LIVE STOCK.						AGRICULTURAL PRODUCTS.			MISCELLANEOUS.	
		Male.	Female.	Indian.	White.	Colored.			No. of Horses.	No. of Mules.	No. of Cattle.	No. of Sheep.	No. of Goats.	No. of Hogs.	No. Bales of Cotton.	No. Bushels of Corn.	No. Bushels of Wheat.	No. Bushels of Oats.	OTHER INFORMATION.
271	<i>Louisa Palummi.</i>	26		1	1														
272	<i>Sophia Palummi</i>	12		1	1														
273	<i>Allen Palummi</i>	10	1		1														
274	<i>Polly Palummi</i>	7	1	1	1														
275	<i>Lawson Palummi</i>	2	1		1														
276	<i>Charles Payne</i>	35	1		1		Farmer	12	4							150			
277	<i>Betty Payne</i>	25		1	1														
278	<i>Tomie Payne</i>	12	1		1														
279	<i>John Foster</i>	48	1		1		"	10	1				14	1	200				
280	<i>David Foster</i>	25	1		1		"	12	2	5			6		50				
281	<i>Belen Foster</i>	18	1	1	1														
282	<i>Emmie Wheat</i>	27	1		1		"	2	2				10		10				
283	<i>Lizzie Wheat</i>	17		1	1														
284	<i>Wilson Wheat</i>	3	1		1														
285	<i>Laymon Wheat</i>	1	1		1														
286	<i>Washington Watson</i>	18	1		1		"	20	1	10			20	1	100				
287	<i>Byron Watson</i>	20		1	1														
288	<i>Nancy Watson</i>	57		1	1		"												
289	<i>Adeliza Watson</i>	15		1	1														
290	<i>Jess Taylor</i>	34	1		1		"	4	3	11			50	1	60				
291	<i>Sophina Taylor</i>	28		1	1														
292	<i>Lucinda Taylor</i>	11		1	1														
293	<i>Suzan Taylor</i>	8		1	1														
294	<i>Catherine Taylor</i>	3		1	1														
295	<i>Santa Anna Taylor</i>	1/2	1		1														
296	<i>Thomas Watson</i>	27	1		1		"	3	2	5			10	2	100				
297	<i>Lizzie Watson</i>	20		1	1														
298	<i>George Watson</i>	3	1	1	1														
299	<i>Sam Watson</i>	1	1		1														
300	<i>Ramsey Watson</i>	27	1		1		"	8	2	9			18	1	25				
TOTALS			16	14	30			71	17	23			125	6	245				



17 Census of *Nasheba* County,

Choctaw Nation, 1885

NAMES.	DESCRIPTION OF PERSONS.						OCCUPATION.	LAND.	LIVE STOCK.						AGRICULTURAL PRODUCTS.			MISCELLANEOUS.	
	AGE.	Male.	Female.	Indian.	White.	Colored.		Acres under Cultivation.	No. of Horses.	No. of Mules.	No. of Cattle.	No. of Sheep.	No. of Goats.	No. of Hogs.	No. Bales of Cotton.	No. Bushels of Corn.	No. Bushels of Wheat.	No. Bushels of Oats.	OTHER INFORMATION
301 Amy Watson	26		1	1															
302 Serena Watson	7		1	1															
303 Maggie Watson	5		1	1															
304 Lucy Ann Watson	3		1	1															
305 Dawson Watson	1	1		1															
306 Amis Cobb	21	1		1				2	1			10							
307 Thomas Taylor	19	1		1				6	15			15	2	100					
308 Nanema Taylor	60		1	1															
309 Galiston Taylor	15	1		1															
310 Raymas Taylor	11	1		1															
311 Nelson McCoy	57	1		1			Farmer	52	2	4	100	10	150	6	500	50	60	He is a member of the Choctaw General Council	
312 Adaline McCoy	55		1	1															
313 Nancy McCoy	16		1	1															
314 Gaston McCoy	10	1		1															
315 Albert Carney	25	1		1				11				15		60					
316 Marlis Carney	30		1	1															
317 Mary Ann Carney	1		1	1															
318 Joseph Jackson	27	1		1				9	1	4		10		50					
319 Sarah Jackson	28		1	1															
320 Lily Jackson	5		1	1															
321 Silmon Jackson	2	1		1															
322 Joseph Johnson	35	1		1				50	6	150	20	50	2	200					
323 Sully Johnson	26		1	1															
324 Ellen Johnson	14		1	1															
325 Milmon Johnson	9	1		1															
326 Gibson Going	22	1		1				4	2	13	7	40	1	50					
327 Sally Going	30		1	1															
328 Ely Going	13	1		1															
329 Peter Going	4	1		1															
330 Estera Going	3	1		1															
TOTALS		16	14	30				119	19	4	993	27	10	290	11	900	50	60	





1/2 Census of *Nashoba* County,

Choctaw Nation, 1885

NAMES.	DESCRIPTION OF PERSONS.						OCCUPATION.	LAND.	LIVE STOCK.						AGRICULTURAL PRODUCTS.				MISCELLANEOUS.
	AGE.	Male.	Female.	Indian.	White.	Colored.		Acres under Cultivation.	No. of Horses.	No. of Mules.	No. of Cattle.	No. of Sheep.	No. of Goats.	No. of Hogs.	No. Bales of Cotton.	No. Bushels of Corn.	No. Bushels of Wheat.	No. Bushels of Oats.	OTHER INFORMATION.
331 Vincent Young	34	1																	
332 William McCoy	34	1					Farmer	26	3	2			30	1	30				
333 Lyle Ann McCoy	30		1																
334 Gilliam McCoy	1		1																
335 Nelson Jefferson	11		1																
336 Minny Jefferson	8		1																
337 Isade Samuel	26	1						20	2	30	2		20	1/2	10				
338 Marsha Samuel	10		1																
339 Louisa Samuel	55		1																
340 Joscy Bohanan	23	1						9	2					1/2	40				
341 Susan Bohanan	23		1																
342 Lucy Bohanan	5		1																
343 Lissy Bohanan	2		1																
344 Nissy Bohanan	7		1																
345 Nelson James	24	1							1	2			10						
346 Allen James	23	1											5	1/2	30				
347 Addie James	16		1																
348 Minny James	1		1																
349 Bartlemma	26		1																
350 H. J. Ludlow	40	1						4					2						
351 Maysin Ludlow	40		1					6	2	6			20	1/2	100				County Judge of Nashoba County.
352 Sidney Ludlow	14	1																	
353 Austin Ludlow	7		1																
354 Lucyanna Ludlow	7		1																
355 O. Elway Ludlow	5		1																
356 Martha Ludlow	2		1																
357 Molly Ludlow	1		1																
358 Joseph Bohanan	15	1						29	4	1	2			2	100				
359 Sally Bohanan	50		1																
360 Watson Bohanan	19	1																	
TOTALS	13	17	30					71	14	1	42	2	87	7	390				



13 Census of Washoba County,

Choctaw Nation, 1885

NAMES.	AGE.	DESCRIPTION OF PERSONS.					OCCUPATION.	LAND.		LIVE STOCK.					AGRICULTURAL PRODUCTS.				MISCELLANEOUS.
		Male.	Female.	Indian.	White.	Colored.		Acres under Cultivation.	No. of Horses.	No. of Mules.	No. of Cattle.	No. of Sheep.	No. of Goats.	No. of Hogs.	No. Bales of Cotton.	No. Bushels of Corn.	No. Bushels of Wheat.	No. Bushels of Oats.	OTHER INFORMATION.
361 Jonas Bohanan	12	1		1															
362 Melvin Bohanan	7	1		1															
363 Alex. K. Durant	46	1		1		Farmer & Merchant	35	10	4	32		150		500					Supreme Judge of the 2nd Judicial District C.N.
364 Sarah P. Durant	40		1	1															
365 Noel Baker	16	1		1															
366 Robert James	20	1		1															
367 Nancy James	35		1	1															
368 Sophia James	12		1	1															
369 Earn James	9	1		1															
370 Lucy James	6		1	1															
371 Keuben James	1	1		1															
372 Cephus Samuel	21	1		1		"	20		2			15	1	35					
373 Nelson Samuel	20	1		1															
374 Justin Samuel	16	1		1															
375 Lydia Samuel	10		1	1															
376 Wm. Samuel	10		1	1															
377 Sam Taylor	61	1		1		"	5	1											
378 Silly Taylor	16		1	1															
379 Benjamin Taylor	13	1		1															
380 John Taylor	4	1		1															
381 Calvin Taylor	27	1		1		"	10	1				3							
382 Furella Taylor	19		1	1															
383 Stacey Taylor	9	1		1															
384 John Taylor	25	1		1			6	3				1		50					
385 Sarah Taylor	30		1	1															
386 Lucy Ann Taylor	9		1	1															
387 Feling Taylor	6	1		1															
388 Mattie Taylor	3	1		1															
389 Charles Harrison	70	1		1			14	4	10	5		22	2	100					
390 Onehna Harrison	50		1	1															
TOTALS		19	11	30			90	19	4	34	5	191	2 1/2	435					



14 Census of *Naskoba* County,

Choctaw Nation, 1885

NAMES.	DESCRIPTION OF PERSONS.					OCCUPATION.	LAND.	LIVE STOCK.					AGRICULTURAL PRODUCTS.			MISCELLANEOUS.	OTHER INFORMATION.	
	AGE.	Male.	Female.	Indian.	White.			Colored.	Acres under Cultivation.	No. of Horses.	No. of Mules.	No. of Cattle.	No. of Sheep.	No. of Goats.	No. of Hogs.			No. Bales of Cotton.
391	<i>Vrajila Harrison</i>	30	/		/													
392	<i>Sarah Harrison</i>		/		/													
393	<i>Robinson Harrison</i>	6	/		/													
394	<i>Lawson Harrison</i>	4	/		/													
395	<i>De Witt Harrison</i>	5	/		/													
396	<i>Milson Cane</i>	15	/		/													
397	<i>Nelly Cane</i>	10		/	/													
398	<i>Impson Sheahoke</i>	38	/		/								8	1	60			
399	<i>Thomas Camp</i>	55	/		/		<i>Farmer</i>	18	/				4	1/2	50			
400	<i>Sally Sheahoke</i>	30		/	/													
401	<i>Oklahoma Camp</i>	55		/	/													
402	<i>Nicholas Harris</i>	20	/		/			1										
403	<i>Elaphona Harris</i>	50		/	/			8	/									
404	<i>Lina Harris</i>	15		/	/													
405	<i>Luana Harris</i>	2		/	/													
406	<i>Kavialona Harris</i>	19		/	/								1					
407	<i>Thomas Durant</i>	21	/		/													
408	<i>Maliuda Durant</i>	16		/	/													
409	<i>Hiyotema</i>	77		/	/			10	11	9		15						
410	<i>Roda Kosha</i>	15		/	/													
411	<i>Stephen Samuel</i>	27	/		/			11		3		14	1	60				
412	<i>Sophy Samuel</i>	39		/	/													
413	<i>Euny Samuel</i>	9		/	/													
414	<i>Kalina Samuel</i>	7		/	/													
415	<i>Johnson Samuel</i>	30	/		/			8	1			9		40				
416	<i>Nelly Samuel</i>	25		/	/													
417	<i>Noel Samuel</i>	1	/		/													
418	<i>Jonas James</i>	23	/		/			3	3						10			
419	<i>Malen James</i>	30		/	/													
420	<i>Smallwood Lewis</i>	38	/		/			8	3	1					50			
TOTALS			15	15	30			63	15	13		57	3 1/2	270				



15-Census of *Tashoba* County,

Choctaw Nation, 1885

NAMES	DESCRIPTION OF PERSONS.						OCCUPATION.	LAND. Acres under Cultivation.	LIVE STOCK.						AGRICULTURAL PRODUCTS.				MISCELLANEOUS.  OTHER INFORMATION
	AGE	Male.	Female.	Indian.	White.	Color.			No. of Horses.	No. of Mules.	No. of Cattle.	No. of Sheep.	No. of Goats.	No. of Hogs.	No. Bales of Cotton.	No. Bushels of Corn.	No. Bushels of Wheat.	No. Bushels of Oats.	
421	<i>Dwight Lewis</i>	10		1	1														
422	<i>Jameson Lewis</i>	2	1		1														
423	<i>Solomon Lewis</i>	4	1		1														
424	<i>Betsy Taylor</i>	70		1	1														
425	<i>Wesley Taylor</i>	.6		1	1														
426	<i>Ellis Kasha</i>	40	1		1		<i>Farmer</i>	20	6	10	16	5	30	3	300	50			
427	<i>N. Silba Kasha</i>	25		1	1			18	4	9	12	1		1	150				
428	<i>Mallice Kasha</i>	16	1		1														
429	<i>Lewis Wilson</i>	11	1		1														
430	<i>Sophia Kasha</i>	9		1	1														
431	<i>Samuel Kasha</i>	7	1		1														
432	<i>Lucinda Kasha</i>	5		1	1														
433	<i>Edmond Kasha</i>	2	1		1														
434	<i>William Kasha</i>	1/2	1		1														
435	<i>Winnie Kasha</i>	7		1	1														
436	<i>James Harris</i>	55	1		1			85	4	1	9		12	3	75				
437	<i>Betsy Harris</i>	50		1	1														
438	<i>Albert Harris</i>	22	1		1														
439	<i>Gilbert Harris</i>	22	1		1														
440	<i>H. Tema Harris</i>	9		1	1														
441	<i>Rheba Harris</i>	27		1	1				2										
442	<i>Phelistan Harris</i>	5	1		1														
443	<i>Narcessa Harris</i>	2		1	1														
444	<i>Solomon</i>	23	1		1								20						
445	<i>Adam Nolet</i>	26	1		1			4	1				15						
446	<i>Mahantona Nolet</i>	20		1	1														
447	<i>Mulbena Nolet</i>	5		1	1														
448	<i>Miziah Robson</i>	19	1		1			16	16				30	2	150				
449	<i>Narway Robson</i>	54		1	1														
450	<i>Peter Robson</i>	14	1		1														
TOTALS			16	14	30			143	33	1	28	35	6	107	9	675			



16 Census of *Nashoba* County,

Choctaw Nation, 1885

NAMES.	AGE.	DESCRIPTION OF PERSONS.					OCCUPATION.	LAND. Acres under Cultivation.	LIVE STOCK.						AGRICULTURAL PRODUCTS.			MISCELLANEOUS.  OTHER INFORMATION	
		Male.	Female.	Indian.	White.	Colored.			No. of Horses.	No. of Mules.	No. of Cattle.	No. of Sheep.	No. of Goats.	No. of Hogs.	No. Bales of Cotton.	No. Bushels of Corn.	No. Bushels of Wheat.		No. Bushels of Oats.
451 Fizzie Robson	16		1	1															
452 Verbit Nabel	34	1		1			33	1		12			20	1	100				
453 Keitha Nabel	30		1	1															
454 Norman Nabel	15	1		1															
455 Yozilla Nabel	8		1	1															
456 Geo - Pesachubbe	37	1		1		"	40	2	2	60		15	120	15	550				
457 Eliza Pesachubbe	40		1	1															
458 Carlo Pesachubbe	21	1		1															
459 Simpson Pesachubbe	15	1		1															
460 Melkin Pesachubbe	13	1		1															
461 Sales Pesachubbe	7	1		1															
462 Salina Pesachubbe	4		1	1															
463 Gemmy Pesachubbe	4	1		1															
464 Sally Pesachubbe	2		1	1															
465 Sally Payne	28		1	1															
466 Pyngton Payne	6	1		1															
467 Sam Shontake	16	1		1															
468 Sikkallake	65	1		1			8	5		11		10		50					
469 Amanda Sikkallake	32		1	1															
470 Levina Sikkallake	15		1	1															
471 Davis Sikkallake	14	1		1															
472 George Sikkallake	11	1		1															
473 Sophrona Sikkallake	7		1	1															
474 Bedena Sikkallake	5		1	1															
475 Wilmen Sikkallake	2		1	1															
476 Joseph Watson	44	1		1		"	10	2		30		35		250					
477 Ann Watson	34	1		1															
478 Melvina Watson	18		1	1															
479 Elmira Watson	14		1	1															
480 Martha Watson	11		1	1															
TOTALS		15	15	30			97	20	2	127		15	256	16	950				



17 Census of *Washoba* County,

Choctaw Nation, 1885

NAMES.	DESCRIPTION OF PERSONS.						OCCUPATION.	LAND. Acres under Cultivation.	LIVE STOCK.						AGRICULTURAL PRODUCTS.				MISCELLANEOUS. OTHER INFORMATION
	AGE.	Male.	Female.	Indian.	White.	Colored.			No. of Horses.	No. of Mules.	No. of Cattle.	No. of Sheep.	No. of Goats.	No. of Hogs.	No. Bales of Cotton.	No. Bushels of Corn.	No. Bushels of Wheat.	No. Bushels of Oats.	
481 Thomas Watson	7	1		1															
482 Calamie Watson	3	1		1															
483 Martin Watson	2	1		1															
484 Levi Cobb	27	1		1			Farmer	8	1	3			13	1	30				
485 Salima Cobb	25		1	1															
486 Ellen Cobb	3		1	1															
487 Wicy Cobb	1		1	1															
488 Jonas Colbert	50	1		1			"	10	11	6			50	7	10				
489 Nancy Colbert	40		1	1															
490 Elsey Colbert	14		1	1															
491 Nelly Colbert	11		1	1															
492 William Colbert	8	1		1															
493 Lucy Ann Colbert	4		1	1															
494 Addy Colbert	1		1	1															
495 Pasin Payne	20	1		1			"	4	1						30				
496 Bessy Payne	40		1	1															
497 George Hudson	32	1		1			"	15	1	12			40	1	100				
498 Susan Hudson	47		1	1															
499 Sampson Samuel	12	1		1						2	2		8						
500 Rufus Hudson	6	1		1															
501 Admissia Hudson	4		1	1															
502 Lehas - Taylor	32	1		1			"	10	1	3	8		5		50				
503 Sarvin Taylor	23		1	1															
504 Marvety Taylor	34		1	1															
505 Logan Jones	49	1		1			"	9	1										
506 Dixie Jones	17		1	1															
507 Louisa Jones	13		1	1															
508 Robinson Jones	7	1		1															
509 Adamida Jones	1		1	1															
510 Thomas Taylor	25	1		1				10	2				8	1	40				
TOTALS		14	16	30				66	18	26	10		124	4 1/2	260				



18 Census of Washoba County,

Choctaw Nation, 1883

		DESCRIPTION OF PERSONS.						LAND.	LIVE STOCK.						AGRICULTURAL PRODUCTS.			MISCELLANEOUS.		
NAMES.		AGE.	Male.	Female.	Indian.	White.	Colored.	OCCUPATION.	Acres under Cultivation.	No. of Horses.	No. of Mules.	No. of Cattle.	No. of Sheep.	No. of Goats.	No. of Hogs.	No. Bales of Cotton.	No. Bushels of Corn.	No. Bushels of Wheat.	No. Bushels of Oats.	OTHER INFORMATION
571	Betsy Taylor	14		1	1															
572	Salina Allen	8		1	1															
573	Susan Billy	34	1		1															
574	Hetty Billy	25		1	1															
575	Holman Billy	1/2	1		1															
576	Joseph Taylor	28	1		1			Farmer	12	3		1				200				
577	Eglen Taylor	27		1	1															
578	Aleston Taylor	12	1		1															
579	Simon Taylor	1/2	1		1															
520	Moore Kochete	34	1		1			"	18	1				5		130				
521	Louisa Kochete	30		1	1															
522	Holman Kochete	9	1		1															
523	Elias Kochete	7	1		1															
524	Ellen Kochete	4		1	1															
525	Sally Kochete	1		1	1															
526	Ely Davis	30	1		1			"	18							40				
527	Mary Bond	30		1	1			"	15	6	13									
528	Nancy Bond	11		1	1															
529	Isaac Bond	10	1		1															
530	Emma Bond	5		1	1															
531	Willy Bond	3	1		1															
532	Vine Bond	1/2	1		1															
533	Gilbert McKee	54	1		1			"	16	6	37			100		15				
534	Sissy McKee	28		1	1															
535	Ellen McKee	8		1	1															
536	Harrison McKee	2	1		1															
537	Morris Ward	56	1		1			"	6	8				20		60				
538	Pearro Ward	13	1		1															
539	Martha Ward	9		1	1															
540	Balilehona Ward	80		1	1															
TOTALS			16	14	30				55	24	51			126		145				



19 Census of *Nashoba* County,

Choctaw Nation, 1885

NAMES.	AGE.	DESCRIPTION OF PERSONS.					OCCUPATION.	LAND. Acres under Cultivation.	LIVE STOCK.					AGRICULTURAL PRODUCTS.				MISCELLANEOUS OTHER INFORMATION		
		Male.	Female.	Indian.	White.	Colored.			No. of Horses.	No. of Mules.	No. of Cattle.	No. of Sheep.	No. of Goats.	No. of Hogs.	No. Bales of Cotton.	No. Bushels of Corn.	No. Bushels of Wheat.		No. Bushels of Oats.	
540	Chafalambi	30	1		1															
542	Elias Ward	19	1		1															
543	Vincy Ward	26		1	1				2											
544	Nancy Ward	42		1	1					2										
545	Houston Labor	40	1		1		Farmer	33	2	1	10	10		20	2 1/2	100				
546	Pamelia Labor	24		1	1															
547	Melvina Labor	10		1	1															
548	Lida Labor	8		1	1															
549	Emma Labor	7		1	1															
550	Alice Labor	5	1		1															
551	Hester Labor	3	1		1															
552	Mary Jane Labor	1		1	1															
553	Singhton Forbich	20	1		1															
554	Reed Bohanan	27	1		1			8	1					12	1	50				
555	Fanny Bohanan	45		1	1															
556	Eben Allen	4	1		1															
557	Betsy Watson	55		1	1				1		18			19	1/2	50				
558	Ben Watson	16	1		1															
559	Ellis J. Cobb	48	1		1			14	8		80			15		20				
560	Martha Cobb	29		1	1															
561	Cornelius Cobb	14	1		1															
562	Narcessa Cobb	12		1	1															
563	Harriet Cobb	9		1	1															
564	Mary Ann Cobb	6		1	1															
565	Simon W Cobb	1	1		1															
566	Susan Ann Willis	70		1	1			20	13		12			50		400				
567	James Holmes	56	1		1			12	7		7			20	1	40				
568	Susan Holmes	40		1	1															
569	Levi Holmes	18	1		1															
570	Silian Holmes	16		1	1															
TOTALS			14	16	30			87	39	1	127	10		135	5	660				



20 Census of *Nashoba* County,

Choctaw Nation, 1885.

NAMES.	DESCRIPTION OF PERSONS.						OCCUPATION.	LAND.		LIVE STOCK.					AGRICULTURAL PRODUCTS.				MISCELLANEOUS.
	AGE.	Male.	Female.	Indian.	White.	Colored.		Acres under Cultivation.	No. of Horses.	No. of Mules.	No. of Cattle.	No. of Sheep.	No. of Goats.	No. of Hogs.	No. Bales of Cotton.	No. Bushels of Corn.	No. Bushels of Wheat.	No. Bushels of Oats.	OTHER INFORMATION
571 Archibald Holmes	14	1		/															
572 Martha Holmes	13		/	/															
573 Auly Holmes	12		/	/															
574 Margaret Holmes	6		/	/															
575 Carson Naknitaya	48	1		/			Farmer	6	1	8				3 1/2	100				
576 Sissy Naknitaya	30		/	/															
577 Joel Naknitaya	15	1		/															
578 Colbert Naknitaya	10	1		/															
579 Ensey Naknitaya	7		/	/															
580 Sobon Naknitaya	5	1		/															
581 Cullen Naknitaya	2	1		/															
582 Colbert Eastman	20	1		/				1											
583 John Callesler	25	1		/															
584 Guston James	17	1		/															
585 Hess Loman	25	1		/			"	5	3					7 1/2	70				
586 Lincy Loman	20		/	/															
587 Ellen Loman	4		/	/															
588 Isaac Houston	48	1		/			"	25	8	180	17		30	2	100				
589 Sybel A. Houston	30		/	/					3	1			40						
590 Wilmon Houston	14	1		/					4	12									
591 Lewy Houston	9	1		/					2	2									
592 Alice Houston	30		/	/					2										
593 Imeyabe	67	1		/				30	4	18	23		40	1/2	375	5			
594 Amy Imeyabe	50		/	/															
595 Surman Imeyabe	14	1		/															
596 Lizzie Imeyabe	12		/	/															
597 Nelson Ish Commar	68	1		/		1		4	2					6 1/2	40				
598 Ishtayopi Ish Commar	45		/	/															
599 Muley Ish Commar	25		/	/															
600 Eve Ish Commar	21		/	/															
TOTALS		16	14	29		1		70	30	1	221	40	126	5	655	5			



21 Census of Washoba County,

Choctaw Nation, 1885

NAMES.	DESCRIPTION OF PERSONS.						OCCUPATION.	LAND.		LIVE STOCK.						AGRICULTURAL PRODUCTS.				MISCELLANEOUS.
	AGE.	Male.	Female.	Indian.	White.	Colored.		Acres under Cultivation.	No. of Horses.	No. of Mules.	No. of Cattle.	No. of Sheep.	No. of Goats.	No. of Hogs.	No. Bales of Cotton.	No. Bushels of Corn.	No. Bushels of Wheat.	No. Bushels of Oats.	OTHER INFORMATION	
601 Adam Ish Commar	18	1		1																
602 Carter Ish Commar	15		1	1																
603 Smallwood Ish Commar	8	1		1																
604 Winsy Ish Commar	4		1	1																
605 Felicity Ish Commar	3		1	1																
606 John Noah	29	1						5	5				15	1/2	30					
607 Jeyven Noah	26		1	1																
608 Natona Noah	70		1	1																
609 Susanah Noah	28		1	1																
610 Willis Noah	30	1		1																
611 Lucy Noah	9		1	1																
612 Joshua Noah	4	1		1																
613 Wyrke Bond	40		1	1				4	1	11					20					
614 Samahona	35		1	1																
615 Forbit Mayabe	36	1		1				6	4	3			10	1/2	150					
616 Elizabeth Mayabe	36		1	1																
617 Isham Mayabe	8	1		1																
618 Wacket Bond	30	1		1				4	1				1		40					
619 Suckey Edward	50		1	1				12	6	5	3		20	1	130					
620 Keant Harday	19	1		1																
621 Margie Harday	17	1		1																
622 Thomas Harday	15	1		1																
623 Harrison Noah	80	1		1				9	9	13	2		10	1/2	200					
624 Izabella Noah	20		1	1																
625 Swickis John	14		1	1																
626 Lucy Noah	13		1	1																
627 Mady Noah	100		1	1											200					
628 Bazle Noah	25	1		1																
629 Sibby Noah	30		1	1																
630 Balamus Noah	35	1		1				8	4	9	3		8	1/2	100					
TOTALS		14	16	30				48	30	34	8		69	3	870					



NAMES.	DESCRIPTION OF PERSONS.						OCCUPATION.	LAND.	LIVE STOCK.						AGRICULTURAL PRODUCTS.				MISCELLANEOUS.
	AGE.	Male.	Female.	Indian.	White.	Colored.		Acres under Cultivation.	No. of Horses.	No. of Mules.	No. of Cattle.	No. of Sheep.	No. of Goats.	No. of Hogs.	No. Bales of Cotton.	No. Bushels of Corn.	No. Bushels of Wheat.	No. Bushels of Oats.	OTHER INFORMATION
631 Sally Edward	31		1	1															
632 Inafe Edward	16		1	1															
633 Martin Edward	15	1		1															
634 Isaac Edward	12	1		1															
635 Silway Edward	7	1		1															
636 Billy Edward	6	1		1															
637 Louisa Edward	5		1	1															
638 Ebanza Edward	2		1	1															
639 Wina Edward	37		1	1			Farmer	6				7		110					
640 Cephus John	16	1		1															
641 Molly John	1		1	1															
642 Wesley Baker	22	1		1			"	5	5	3		14		90					
643 Judy Baker	22		1	1															
644 Solomon Baker	2	1		1															
645 Garbin Baker	1	1		1															
646 Fulding Baker	18	1		1					2										
647 Bill Columbus	<del>24</del> 24	1		1				4											
648 Tecumsey Columbus	4	1		1															
649 Nicholas Columbus	3	1		1															
650 Lewis Baker	25	1		1				5	2	4		7	1/2	20					
651 Sesima Baker	22		1	1															
652 Bessy Baker	1	1		1															
653 Ellis Brewer	29	1		1			"	40	5	28		22	1/2	40					
654 Lizzie Brewer	25		1	1					2			8							
655 Sammy Brewer	4	1		1															
656 Louisa Brewer	1		1	1															
657 Clean Stephen	70		1	1			"	6	3	1		5		20					
658 Nancy Stephens	20		1	1															
659 Harry Stephens	10	1		1															
660 Elean Columbus	23		1	1															
TOTALS.		17	13	30				66	19	39		63	1	210					



23 Census of *Nashoba* County,

Choctaw Nation, 1885.

NAMES.	DESCRIPTION OF PERSONS.						OCCUPATION.	LAND.	LIVE STOCK.					AGRICULTURAL PRODUCTS.			MISCELLANEOUS.		
	AGE.	Male.	Female.	Indian.	White.	Colored.		Acres under Cultivation.	No. of Horses.	No. of Mules.	No. of Cattle.	No. of Sheep.	No. of Goats.	No. of Hogs.	No. Bales of Cotton.	No. Bushels of Corn.	No. Bushels of Wheat.	No. Bushels of Oats.	OTHER INFORMATION
661	Vincey Peter	30		1	1		Farmer	3					15	20					
662	Pheling Peter	16	1		1														
663	Eden Peter	5	1		1														
664	Niecey	1		1	1														
665	Jonas Watson	55	1		1		"	9	1	7		10	100						
666	Belam Watson	18	1		1														
667	Horlan Watson	17	1		1														
668	Ida Ann Watson	15		1	1														
669	An maya Watson	13		1	1														
670	Carlton Barney	40	1		1		"	12		24				20					
671	Larkie Barney	30		1	1														
672	Loddy Ann Barney	24		1	1														
673	Byington Barney	18	1		1														
674	Sammy Barney	14	1		1														
675	Franciey Barney	9		1	1														
676	Semmy Barney	7		1	1														
677	Alfred Barney	6	1		1														
678	Hopping Barney	3	1		1														
679	Adam Barney	4	1		1														
680	Willis Ludlow	28	1		1														
681	Louisa Ludlow	22		1	1														
682	Miston Ludlow	1	1		1														
683	Filletkatabe	74	1		1			49	10	2	75	5	30	1/2	400				
684	Adeline Felikatabe	30		1	1			4		16			16						
685	Allen Felikatabe	15	1		1														
686	Singleton Felikatabe	13	1		1														
687	Almon Felikatabe	7	1		1														
688	Dennis Felikatabe	3	1		1														
689	Hema Felikatabe	1		1	1														
690	A. P. Fisk	24	1		1			3		20			15						
TOTALS			19	11	30			73	18	2	102	51	86	1/2	540				



24 Census of *North* ~~North~~ *Choctaw* County,

Choctaw Nation, 1885.

NAMES.	DESCRIPTION OF PERSONS.						OCCUPATION.	LAND.	LIVE STOCK.						AGRICULTURAL PRODUCTS.			MISCELLANEOUS.	
	AGE.	Male.	Females.	Indian.	White.	Colored.		Acres under Cultivation.	No. of Horses.	No. of Mules.	No. of Cattle.	No. of Sheep.	No. of Goats.	No. of Hogs.	No. Bales of Cotton.	No. Bushels of Corn.	No. Bushels of Wheat.	No. Bushels of Oats.	OTHER INFORMATION.
691 Eatona Noabe	40		1	1			Farmer	7	10	20	7	8			70				
692 Betty Noabe	25		1	1															
693 William Noabe	15	1		1															
694 Farlis Noabe	13	1		1															
695 Melwise Baker	11		1	1															
696 Lox Baker	9		1	1															
697 Sully Baker	7		1	1															
698 Osborne Williams	4	1		1															
699 Hoysetimma	80		1	1			"	10	6	6		20		50					
700 Onahatabe	55	1		1			"	10	2	4		5		50					
701 Phebe Onahatabe	50		1	1			"												
702 Wade Balliest	24	1		1			"												
703 Springton Balliest	17	1		1			"												
704 Pickett Balliest	14	1		1			"												
705 Alfred Balliest	10	1		1			"												
706 Watson Johnson	39	1		1			"	7	2	18		6		50					
707 Samotha Johnson	30		1	1			"												
708 Marmion Johnson	29	1		1			"												
709 Elsey Johnson	31		1	1			"												
710 Molly Johnson	13		1	1			"												
711 Wammy Johnson	10	1		1			"												
712 Abel Johnson	43	1		1			"	5	2					50					
713 Louisa Johnson	50		1	1			"												
714 William Johnson	9	1		1			"												
715 Salina Johnson	7		1	1			"												
716 Alexander Reid	28	1		1			"	13	2	8				50					
717 Eatona Reid	45		1	1			"												
718 Mary Reid	15		1	1			"												
719 Simpson Billy	16	1		1			"												
720 Clathan Willis	29	1		1			"					3		50					
TOTALS			16	11	30			56	24	56	7	40	2	430					



25- Census of Washoba County,

Choctaw Nation, 1885.

DESCRIPTION OF PERSONS.							LAND.	LIVE STOCK.						AGRICULTURAL PRODUCTS.				MISCELLANEOUS.	
NAMES.	AGE.						OCCUPATION.	Acres under Cultivation.	No. of Horses.	No. of Mules.	No. of Cattle.	No. of Sheep.	No. of Goats.	No. of Hogs.	No. Bales of Cotton.	No. Bushels of Corn.	No. Bushels of Wheat.	No. Bushels of Oats.	OTHER INFORMATION
		Male.	Female.	Indian.	White.	Colored.													
721 Betsy Willis	40		1	1															
722 Betty Williams	18	1		1															
723 Allen Williams	14	1		1															
724 Sarah Williams	12		1	1															
725 Vinny Williams	6		1	1															
726 Selmy Williams	2		1	1															
727 Peas Holmes	34	1		1		Farmer	16	1		20									
728 Molly Holmes.	30		1	1															
729 Labasin Peter	45	1		1		"	5	3		4			10						
730 Easton Watkins	46	1		1		"	12	10	1	8	4		20	1	80				
731 My my Watkins	50		1	1									7						
732 Elam Watkins	15	1		1															
733 Joseph Watkins	9	1		1															
734 Hopping Watkins	7	1		1															
735 Sally Watkins	5		1	1															
736 Joshoyotale	80	1		1			2	11	6	20	6		50		20				
737 Isbella Joshoyotale	50		1	1					5		2		14						
738 Wallace Carlesta	115	1		1		"	3	7		2			24	2	100				
739 Nancy Carlesta	31		1	1															
740 Arlinton Carlester	16	1		1															
741 James Carlesta	15	1		1															
742 Susan Carlesta	13		1	1															
743 Elija Yosh tabe	11	1		1															
744 Abby Emahetabe	19		1	1															
745 Loan Noah	54	1		1		"	16	20		8			50	1	50				
746 Meashona Noah	60		1	1															
747 Harris Noah.	11	1		1															
748 Alic Noah	6	1		1															
749 Elizabeth Noah	4		1	1															
750 Lucy Noah	40		1	1															
TOTALS		16	14	30			45	53	7	60	10		175	5	250				



26 Census of Washoba County,

Choctaw Nation, 1885.

NAMES.	DESCRIPTION OF PERSONS.						OCCUPATION.	LAND.	LIVE STOCK.						AGRICULTURAL PRODUCTS.				MISCELLANEOUS.
	AGE.	Male.	Female.	Indian.	White.	Colored.		Acres under Cultivation.	No. of Horses.	No. of Mules.	No. of Cattle.	No. of Sheep.	No. of Goats.	No. of Hogs.	No. Bales of Cotton.	No. Bushels of Corn.	No. Bushels of Wheat.	No. Bushels of Oats.	OTHER INFORMATION.
751 Ebenezer Noah	30	1		1			Farmer	13	8	12			40	1	80				
752 Molly Noah	46		1	1															
753 Mambi	32	1		1			"	8	2	3			10	2	100				
754 Wilmon Mambi	13	1		1															
755 Nelly Mambi	10		1	1															
756 Samuel Mambi	8	1		1															
757 Ben Noah	38	1		1			"	12	7	35			40	1	120				
758 Polly Noah	40		1	1															
759 Easton McCarlen	30	1		1					5										
760 Elsy McCarlen	18		1	1															
761 Sophy McCarlen	1		1	1															
762 Hickman Push	24	1		1			"	5	1										
763 Nancy Push	21		1	1															
764 Elles Push	8	1		1															
765 Harlis Push	1	1		1															
766 McIntake Ludlow	66	1		1			"	18	8	48	30	22	30	1/2	325				
767 Susan Wallace	29		1	1					3	23			70						
768 Salen Ludlow	27		1	1						5									
769 Jutsi Ludlow	25		1	1						3			9						
770 Lisle Ludlow	23		1	1						3			1						
771 Easter Ludlow	3		1	1															
772 John Allen	45	1		1			"	9											
773 Pisahinna Allen	52		1	1															
774 She Ludlow	1	1		1															
775 Jessy Ludlow	3	1		1															
776 Elizabeth Allen	13		1	1															
777 Sammy Allen	9	1		1															
778 Lalla's Push	27	1		1			"	9	1				5		40				
779 Sally Push	22		1	1															
780 William Push	1	1		1															
TOTALS		16	14	30				74	35	132	30	22	205	4 1/2	669				



27 Census of Washoba County,

Choctaw Nation, 1885.

NAMES	DESCRIPTION OF PERSONS.						OCCUPATION.	LAND.		LIVE STOCK.						AGRICULTURAL PRODUCTS.			MISCELLANEOUS			
	AGE.	Male.	Female.	Indian.	White.	Colored.		Acres under Cultivation.	No. of Horses.	No. of Mules.	No. of Cattle.	No. of Sheep.	No. of Goats.	No. of Hogs.	No. Bales of Cotton.	No. Bushels of Corn.	No. Bushels of Wheat.	No. Bushels of Oats.	OTHER INFORMATION			
1 Lawson Bowen	26	1		1			Farmer	10	3		2			30		50						
2 Salesa Bowen	19		1	1																		
3 John William	45	1		1			"	5	1		2	4		50		50						
4 Sophy William	42		1	1																		
5 Ellis William	8	1		1																		
6 Thomas William	3	1		1																		
7 Tommalis William	23	1		1			"	3	1					50		50						
8 Selten William	10		1	1																		
9 Tom William	11	1		1																		
790 Alexander Shute	22	1		1																		
791 Alice Shute	18		1	1																		
792 Harmon Shute	50	1		1			"	10	1													
793 Betty Shute	40	1	1	1			"															
794 Winton Shute	30	1		1																		
795 Morris Shute	14	1		1																		
796 Charles Shute	5	1		1																		
797 Robinson Shute	4	1		1																		
798																						
799																						
<p>The foregoing Census of Washoba County  is filed in my office this 5<sup>th</sup> day of Feb 1886.  Thompson McElroy  National Secretary  Choctaw Nation</p>																						
TOTALS									12	5	17											
								28	6		4	9		100		180						







## Choctaw Nation, 1885.

LAND.	LIVE STOCK.			AGRICULTURAL PRODUCTS.				MISCELLANEOUS.			
Acres under Cultivation.	No. of Horses.	No. of Mules.	No. of Cattle.	No. of Sheep.	No. of Goats.	No. of Hogs.	No. Bales of Cotton.	No. Bushels of Corn.	No. Bushels of Wheat.	No. Bushels of Oats.	OTHER INFORMATION.

The Census of  
Wade County in  
the 2<sup>nd</sup> Judicial District  
Choctaw Nation

25795 INDIAN OFFICE  
Inclos: No. 12 1885



Census of

Wade

County,

Choctaw Nation, 1885

		DESCRIPTION OF PERSONS.						LAND.		LIVE STOCK.						AGRICULTURAL PRODUCTS.			MISCELLANEOUS.
NAMES.	AGE.	Male.	Female.	Indian.	White.	Colored.	OCCUPATION.	Acres under Cultivation.	No. of Horses.	No. of Mules.	No. of Cattle.	No. of Sheep.	No. of Goats.	No. of Hogs.	No. Bales of Cotton.	No. Bushels of Corn.	No. Bushels of Wheat.	No. Bushels of Oats.	OTHER INFORMATION.
1 John Bond	34	1		1			Farmer	25	5		15				25	145			
2 Lucretia Bond	40		1																
3 William Bond	7	1		1															
4 James Henry Bond	7	1		1															
5 Ida Bond	5		1	1															
6 Susan Bond	3		1	1															
7 Army Lessoma	42		1	1			"	4	13		45					40			
8 Jackson Graman	18	1		1															
9 Gibson Graman	3	1		1															
10 Nancy Garland	40		1	1					1										
11 Salma Graman	40		1	1															
12 Sally Graman	18		1	1															
13 Simah Graman	9		1	1															
14 Lawson Graman	7	1		1															
15 Lizzie Graman	5		1	1															
16 Simon Garland	32	1		1			Farmer	2	2										
17 Gabriel Paxton	20	1		1															
18 Salamontema	50		1	1															
19 Lawson Paxton	40	1		1				2			5								
20 Hickman Anderson	16	1		1				2			7								
21 Ben Winlock	8	1		1				4			6			10					
22 Wesley Anderson	36	1		1			Farmer	28	60	2	200			75		200			
23 Mickey Anderson	35		1	1															
24 Coleman Anderson	2	1		1															
25 Eastman James	19	1		1															
26 Colbert John	25	1		1				2	1										
27 Sistem John	25		1	1															
28 Robert John	1	1		1															
29 Edward Spring	38	1		1			"	35	8		175	12		100					
30 Linah Spring	36		1	1															
TOTALS		18	12	30				107	93	2	453	12		210		385			



2 Census of *Wade* County,

Choctaw Nation, 1885

NAMES.	DESCRIPTION OF PERSONS.						OCCUPATION.	LAND.	LIVE STOCK.						AGRICULTURAL PRODUCTS.			MISCELLANEOUS.	
	AGE.	Male.	Female.	Indian.	White.	Colored.		Acres under Cultivation.	No. of Horses.	No. of Mules.	No. of Cattle.	No. of Sheep.	No. of Goats.	No. of Hogs.	No. Bales of Cotton.	No. Bushels of Corn.	No. Bushels of Wheat.	No. Bushels of Oats.	OTHER INFORMATION.
31 <i>Wm Spring</i>	18		1	1															
32 <i>David Spring</i>	16	1		1															
33 <i>Benjamin Spring</i>	14	1		1															
34 <i>Solomon Spring</i>	7	1		1															
35 <i>Nancy Spring</i>	5		1	1															
36 <i>Lucy Bryant</i>	12		1	1															
37 <i>Isabella Tarney</i>	4		1	1															
38 <i>Silas McKinney</i>	35	1		1			<i>Farmer</i>	10	4	30		40		75					
39 <i>Nancy McKinney</i>	36		1	1															
40 <i>David Noah</i>	16	1		1					1			4							
41 <i>Betsy Garland</i>	16		1	1															
42 <i>Lovina Sexton</i>	15		1	1															
43 <i>Noel McKinney</i>	6	1		1			"			4		14							
44 <i>Alexander Anderson</i>	14	1		1					3	5		5							
45 <i>Lovina Anderson</i>	36		1	1				4	5	3		10							
46 <i>Phebe Anderson</i>	10		1	1															
47 <i>Joseph Anderson</i>	8	1		1															
48 <i>Eliza Anderson</i>	6		1	1															
49 <i>Amey Anderson</i>	1		1	1															
50 <i>David B. Robuck</i>	42	1		1			<i>Farmer</i>	50	38	1	60	50							
51 <i>Malina Robuck</i>	42		1	1															
52 <i>Mary Robuck</i>	19		1	1															
53 <i>Ephraim Robuck</i>	16	1		1															
54 <i>Edward Robuck</i>	13	1		1															
55 <i>Jimmy Rood Robuck</i>	10	1		1															
56 <i>David Robuck</i>	8	1		1															
57 <i>William Robuck</i>	3	1		1															
58 <i>Josiah Robuck</i>	1/2	1		1															
59 <i>Zack Robuck</i>	3	1		1															
60 <i>Robert Homma</i>	19	1		1					3	3									
TOTALS		17	13	30				64	44	1	105	123		75					





NAMES.	AGE.	DESCRIPTION OF PERSONS.					OCCUPATION.	LAND. Acres under Cultivation.	LIVE STOCK.					AGRICULTURAL PRODUCTS.				MISCELLANEOUS. OTHER INFORMATION.	
		Male.	Female.	Indian.	White.	Colored.			No. of Horses.	No. of Mules.	No. of Cattle.	No. of Sheep.	No. of Goats.	No. of Hogs.	No. Bales of Cotton.	No. Bushels of Corn.	No. Bushels of Wheat.		No. Bushels of Oats.
61 Raymond Bryant	26	1		1			Farmer	45	7	30	5		50						
62 Elizabeth Bryant	28		1	1															
63 Louisa Bryant	7		1	1															
64 Lavisia Bryant	6		1	1															
65 William Bryant	18	1		1															
66 Daniel Bryant	16	1		1															
67 Charley Anderson	16	1		1															
68 Jackson P. McCurtain	55	1		1			"	120	30	4	1500		150		800				
69 Jane McCurtain	44		1	1															
70 Cornelia McCurtain	19		1	1															
71 Eliza Ann McCurtain	17		1	1															
72 Allen McCurtain	12	1		1															
73 Lucinda P. McCurtain	9		1	1															
74 Ida Noah McCurtain	7		1	1															
75 Silly Bell McCurtain	5		1	1															
76 Lizzie D. McCurtain	2		1	1															
77 Albert Paxton	19	1		1															
78 Mikatabe	65	1		1			Farmer	7	5	3			25		30				
79 Sarah Jane Mikatabe	37		1	1															
80 Ester McCurtain Mikatabe	12		1	1															
81 Surena McCurtain	8		1	1															
82 Simon McCoy	22	1		1			"	7	1				5						
83 Sissy McCoy	20		1	1															
84 Betty Anderson	25		1	1					7	5			10						
85 Abel Anderson	5	1		1															
86 Colbert Anderson	50	1		1			Farmer	40	10	2	200	18	120		60				
87 Lizzie Anderson	40		1	1				30											
88 Mary Ann Anderson	5		1	1															
89 Ademissa Anderson	2		1	1															
90 Lavisia Bean	16		1	1															
TOTALS		11	19	30				219	61	6	1738	23	360		890				



NAMES.	AGE.	DESCRIPTION OF PERSONS.					OCCUPATION.	LAND.	LIVE STOCK.						AGRICULTURAL PRODUCTS.				MISCELLANEOUS.
		Male.	Female.	Indian.	White.	Colored.		Acres under Cultivation.	No. of Horses.	No. of Mules.	No. of Cattle.	No. of Sheep.	No. of Goats.	No. of Hogs.	No. Bales of Cotton.	No. Bushels of Corn.	No. Bushels of Wheat.	No. Bushels of Oats.	OTHER INFORMATION.
91 Byington Beau	14	1		1					2		2								
92 Ellis Bohanan	38	1		1			Farmer	28	4	20	15	4	25		40				
93 Vatey Bohanan	30		1	1															
94 Jincy Bohanan	16		1	1															
95 Robert Bohanan	14	1		1															
96 Jackson Bohanan	12	1		1															
97 Simpson Bohanan	10	1		1															
98 Nicholas Bohanan	7	1		1															
99 Lorena Bohanan	5		1	1															
100 Greenwood Bohanan	3	1		1															
101 Dora Bohanan	3 1/4		1	1															
102 Lotty Anderson	45		1	1				2	6		25		30						
103 Ben Willis	22	1		1															
104 Season Anderson	25	1		1						1									
105 Charles Potts	38	1		1				38	2		2				120				
106 Melvina Potts	28		1	1															
107 Armpiak Potts	13	1		1															
108 Watson Potts	8	1		1															
109 Susy Potts	5		1	1															
110 Lidia Potts	2		1	1															
111 Peter Pitchlynn	46	1		1			Farmer	52	60	2	200	52	5	60	200				
112 Selena Pitchlynn	26		1	1					3		5								
113 Willy Pitchlynn	16	1		1															
114 Izabella Pitchlynn	2		1	1															
115 John Benton	17	1		1					5		3								
116 Raymond W. Johnson	30	1		1				25	9		20		33	150					
117 Delila Johnson	20		1	1															
118 Liza Ann Pitchlynn	5		1	1															
119 Bill Holmes	32	1		1				6	4		10		50	10					
120 Wallace Ben	17	1		1															
TOTALS		18	12	30				151	96	2	285	69	9	198	520				



Census of County,

Choctaw Nation, 1885.

NAMES.	AGE.	DESCRIPTION OF PERSONS.					OCCUPATION.	LAND.	LIVE STOCK.						AGRICULTURAL PRODUCTS.				MISCELLANEOUS.
		Male.	Female.	Indian.	White.	Colored.		Acres under Cultivation.	No. of Horses.	No. of Mules.	No. of Cattle.	No. of Sheep.	No. of Goats.	No. of Hogs.	No. Bales of Cotton.	No. Bushels of Corn.	No. Bushels of Wheat.	No. Bushels of Oats.	OTHER INFORMATION.
121 Horace Potts	26	1		1				2		35	5		30		25				
122 Judy Potts	25		1	1															
123 Sarah Jane Potts	7		1	1															
124 Selin Potts	1		1	1															
125 Sampson Bishop	35	1		1		Farmer	4	1					30		30				
126 Liddy Bishop	42		1	1															
127 Jacob Benton	28	1		1															
128 Eliza Benton	21		1	1															
129 George Benton	8	1		1															
130 Catherine Jones	10		1	1															
131 Dwight Woods	30	1		1						2			10		50				
132 Ellen Woods	24		1	1															
133 Allen Woods	3	1		1															
134 Mintihema	64		1	1				2		19			45						
135 John Pitchlynn	75	1		1															
136 Karotabi	45	1		1				3	1				10		15				
137 Bennet James	36	1		1				1	1				10		15				
138 Sarah James	40		1	1															
139 Dixon James	9	1		1															
140 Houston Hartins	18	1		1															
141 Lewis McIntosh	26	1		1				10	7	50	3		60		40				
142 Jane McIntosh	24		1	1															
143 Alice McIntosh	7	1		1															
144 Isaac McIntosh	1	1		1															
145 Leviaaney McKinney	48	1		1		Farmer	20	2	1				40		40				
146 Eliza McKinney	24		1	1					1	3			9						
147 Buddy McKinney	10	1		1															
148 Miles Hartins	40	1		1				10	2	11			14		200				
149 Cornelia Hartins	34		1	1					1	5									
150 Jonas Hartins	12	1		1															
<b>TOTALS</b>		18	12	30				48	20	126	8		258		415				



6 Census of *Wade* County,

Choctaw Nation, 1885.

J. H. Rice & Sons, Printers and Binders, Fort Scott, Kansas.

NAMES.	AGE.	DESCRIPTION OF PERSONS.					OCCUPATION.	LAND.	LIVE STOCK.					AGRICULTURAL PRODUCTS.				MISCELLANEOUS.	
		Male.	Female.	Indian.	White.	Colored.		Acres under Cultivation.	No. of Horses.	No. of Mules.	No. of Cattle.	No. of Sheep.	No. of Goats.	No. of Hogs.	No. Bales of Cotton.	No. Bushels of Corn.	No. Bushels of Wheat.	No. Bushels of Oats.	OTHER INFORMATION.
151 <i>Simpson Harkins</i>	5	1		1															
152 <i>John Harkse</i>	26	1		1			Farmer	3	3				2		10	20			
153 <i>Hestina Harkse</i>	26		1	1															
154 <i>Levi Harkse</i>	2	1		1															
155 <i>Millwood Wells</i>	30	1		1			"	4	2	2			6						
156 <i>Leiah Wells</i>	30		1	1															
157 <i>Susan Wells</i>	11		1	1															
158 <i>Elias Wells</i>	1	1		1															
159 <i>Camakintabe</i>	60	1		1			Farmer	20	6	1	40	3	15		125	25			
160 <i>Ontima hona Camakintabe</i>	45		1	1															
161 <i>Phillis Camakintabe</i>	30		1	1					4	10			10						
162 <i>Libly Camakintabe</i>	20		1	1					1	2			10						
163 <i>Betsy Camakintabe</i>	6		1	1															
164 <i>Cephus Camakintabe</i>	4	1		1															
165 <i>Ben Harkins</i>	28	1		1			Farmer	6	3	6			2						
166 <i>Kanchihona Harkins</i>	30		1	1															
167 <i>Julius Harkins</i>	3	1		1															
168 <i>Ale Harkins</i>	1	1		1															
169 <i>Lomachube</i>	60	1		1			"	4											
170 <i>Ellen Lomachube</i>	50		1	1															
171 <i>Jacob Lomachube</i>	7	1		1															
172 <i>Samson Jones</i>	30	1		1			Farmer	10	7	2	36	9	30		40				
173 <i>Rod Jones</i>	26	1		1			"		1	3			7		30				
174 <i>Lilly Johnson</i>	30		1	1					2	8									
175 <i>Wiley Johnson</i>	11	1		1					1	6	4		4						
176 <i>Lisa</i>	55		1	1				3											
177 <i>Simon</i>	16	1		1				1	1	2									
178 <i>Phillis Whartner</i>	20		1	1					1	1									
179 <i>Rosa Whartner</i>	45		1	1															
180 <i>Sim Whartner</i>	10	1		1															
TOTALS		17	13	30				50	32	3	116	16	196		255				



7

Census of

County,

Choctaw Nation, 1885

J. H. Rice & Sons, Printers and Binders, Fort Scott, Kansas.

NAMES.	AGE.	DESCRIPTION OF PERSONS.					OCCUPATION.	LAND.		LIVE STOCK.						AGRICULTURAL PRODUCTS.				MISCELLANEOUS.
		Male.	Female.	Indian.	White.	Colored.		Acres under Cultivation.	No. of Horses.	No. of Mules.	No. of Cattle.	No. of Sheep.	No. of Goats.	No. of Hogs.	No. Bales of Cotton.	No. Bushels of Corn.	No. Bushels of Wheat.	No. Bushels of Oats.	OTHER INFORMATION.	
181 Addy Whartner	7		1	1																
182 Essel Whartner	1		1	1																
183 Thomas Graham	26	1		1			Farmer	4	1											
184 Balinda Graham	24		1	1																
185 Ben Graham.	6	1		1																
186 Andy Graham	4	1		1																
187 Emeline Graham	1		1	1																
188 James Beams	24	1		1					1								20			
189 Sarah Ann Beams	22		1	1																
190 Liddy Beams	2		1	1																
191 Thomas Bacon	45	1		1			Farmer	7	10	20			48							
192 Reuben Bacon	40	1		1			"	7	8	5	5		15			80				
193 Cornelia Bacon	29		1	1					2											
194 Jefferson Bacon	10	1		1																
195 Colton Bacon	6	1		1																
196 Molly Bacon	7		1	1																
197 Mary Bacon	1		1	1																
198 Wilson Bacon	48	1		1				5	6	7	10	10	25				60			
199 Louisa Bacon	32		1	1						7			16							
200 Ellis Bacon	5	1		1																
201 Simon Bacon	2	1		1																
202 Nancy Bacon	17		1	1					1		6		24							
203 Thompson Bacon	15	1		1							3		9							
204 Allen Bacon	19	1		1																
205 Susan McCoy	10		1	1																
206 Daniel Denny	24	1		1				12	4	8			30			100				
207 Nancy Dana	37		1	1																
208 Clary Dana	8		1	1																
209 Melvina Dana	5		1	1																
210 Solomon Denny	3	1		1																
TOTALS		15	15	30				35	33	56	15	10	169				260			





8 Census of *Wade* County,

Choctaw Nation, 1885.

NAMES.	AGE.	DESCRIPTION OF PERSONS.					OCCUPATION.	LAND. Acres under Cultivation.	LIVE STOCK.						AGRICULTURAL PRODUCTS.				MISCELLANEOUS. OTHER INFORMATION.
		Male.	Female.	Indian.	White.	Colored.			No. of Horses.	No. of Mules.	No. of Cattle.	No. of Sheep.	No. of Goats.	No. of Hogs.	No. Bales of Cotton.	No. Bushels of Corn.	No. Bushels of Wheat.	No. Bushels of Oats.	
211 Allen Thompson	12	1		1															
212 John Woods	28	1		1			20	14	12			30		100					
213 Selma Woods	26		1	1															
214 Serena Benton	11		1	1				3	4			13							
215 Eliza Ann Woods	5		1	1															
216 Sampson Lewis	27	1		1			10	1				5		30					
217 Eliza Ann Lewis	40		1	1															
218 Selas Lewis	7	1		1															
219 Josiah Lewis	5	1		1															
220 Ananias Lewis	9	1		1															
221 Sophy Lewis	4		1	1															
222 Alex Pitchlynn	24	1		1			4	7				10							
223 Melissa Pitchlynn	20		1	1															
224 Agnes Pitchlynn	4		1	1							5								
225 Ellen Pitchlynn	1		1	1															
226 Willis Beams	43	1		1			9	1				10							
227 Meha ton Beams	48		1	1															
228 Jefferson Jones	74	1		1															
229 Charles Jones	19	1		1															
230 Sarah Jones	13		1	1															
231 Mary Jones	7		1	1															
232 Lucy Taylor	15		1	1															
233 Nelson Barton	38	1		1			6					7							
234 Libby Burton	30		1	1															
235 Harriet Burton	5		1	1															
236 Willy Burton	2	1		1															
237 Nucky Burton	1		1	1															
238 Moses Betabe	32	1		1				3				3							
239 Elphe Betabe	31		1	1															
240 Allen Auderant	23	1		1				2	4			20							
<b>TOTALS</b>			14	16	30			45	31	20		92		130					



9

Census of

County,

Choctaw Nation, 1885.

NAMES.	AGE.	DESCRIPTION OF PERSONS.					OCCUPATION.	LAND. Acres under Cultivation.	LIVE STOCK.					AGRICULTURAL PRODUCTS.				MISCELLANEOUS.  OTHER INFORMATION.	
		Male.	Female.	Indian.	White.	Colored.			No. of Horses.	No. of Mules.	No. of Cattle.	No. of Sheep.	No. of Goats.	No. of Hogs.	No. Bales of Cotton.	No. Bushels of Corn.	No. Bushels of Wheat.		No. Bushels of Oats.
241 Eley Anderson	21		1	1															
242 Dickson Anderson	1	1		1															
243 Chester Heath	39	1		1	1	Farmer	25	4		13			9		80				
244 Catherine Heath	31		1	1															
245 Margaret Heath	12		1	1															
246 Archy Heath	8	1		1															
247 Samuel Johnson	11	1		1															
248 Martha Woods	48		1	1		"		2		7			5						
249 Houston Anderson	25	1		1		"	16	6		17			25						
250 Lucinda Anderson	20		1	1															
251 Nancy Anderson	4		1	1															
252 Joshua Anderson	2	1		1															
253 Lizzie Anderson	1		1	1															
254 Leonard Wade	52	1		1		"	6	2		2			17		20				
255 Emma Wade	49		1	1															
256 Easter Wade	1		1	1															
257 Davis Anderson	50	1		1		Farmer	20	30		100	50	5	50						
258 Levina Anderson	27		1	1															
259 William James	13	1		1															
260 Selana Beames	15		1	1															
261 Thos. W. Frazier	44	1		1		"	56	10	1	45	50		50						
262 Hannah Frazier	40		1	1															
263 Hattie Frazier	13		1	1															
264 Sarah Frazier	11		1	1															
265 Tom Howard	5	1		1															
266 Idea Howard	2		1	1															
267 Siles James	8	1		1															
268 Cully Beames	23	1		1		"	10	6		5			10		40				
269 Phebe Beames	20		1	1															
270 Wiley Bohanan	24	1		1		"	2	2		12			73		30				
TOTALS		14	16	30			129	62	1	261	100	5	179		170				



J. H. Rice & Sons, Printers and Binders, Fort Scott, Kansas.

NAMES.	AGE.	DESCRIPTION OF PERSONS.					OCCUPATION.	LAND.	LIVE STOCK.					AGRICULTURAL PRODUCTS.				MISCELLANEOUS.	
		Male.	Female.	Indian.	White.	Colored.		Acres under Cultivation.	No. of Horses.	No. of Mules.	No. of Cattle.	No. Sheep.	No. of Goats.	No. of Hogs.	No. Bales of Cotton.	No. Bushels of Corn.	No. Bushels of Wheat.	No. Bushels of Oats.	OTHER INFORMATION.
271 Emeline Bohanan	20		1	1															
272 Sam Bohanan	44	1					Farmer	40	4	150	32		100		100		50		
273 Margaret Bohanan	42		1	1															
274 Tom Bohanan	20	1																	
275 Levi Bohanan	18	1																	
276 Menda Bohanan	11		1	1															
277 Phebe Bohanan	8		1	1															
278 Julius Bohanan	5	1																	
279 Minnie Bohanan	4		1	1															
280 Davis Pitchlym	34	1						18	3	3	10		10		70				
281 Susan Pitchlym	40		1	1															
282 Ellington Pitchlym	19	1																	
283 Thomas M'Daniel	17	1																	
284 Nancy M'Daniel	14		1	1															
285 Susan M'Daniel	16		1	1															
286 Eastman M'Daniel	4	1																	
287 Emma M'Daniel	1		1	1															
288 James Jones	27	1							2				3						
289 Aini Jones	30		1	1															
290 Solomon Jones	4	1																	
291 Lizzie Jones	2		1	1															
292 Abel Williams	34	1																	
293 Wiley Williams	24		1	1				3	2				4		50				
294 Joseph Williams	11	1																	
295 Rhoda Williams	7		1	1															
296 Selin Williams	1		1	1															
297 Joseph Billy	15	1							1										
298 Nancy Billy	28		1	1															
299 Jefferson James	20	1																	
300 Lizzie James	28		1	1				5			3								
TOTALS		14	16	30				66	12	153	45		120		220		50		



J. H. Rice & Sons, Printers and Binders, Fort Scott, Kansas.

NAMES.	AGE.	DESCRIPTION OF PERSONS.					OCCUPATION.	LAND.		LIVE STOCK.						AGRICULTURAL PRODUCTS.				MISCELLANEOUS.
		Male.	Female.	Indian.	White.	Colored.		Acres under Cultivation.	No. of Horses.	No. of Mules.	No. of Cattle.	No. of Sheep.	No. of Goats.	No. of Hogs.	No. Bales of Cotton.	No. Bushels of Corn.	No. Bushels of Wheat.	No. Bushels of Oats.	OTHER INFORMATION.	
301 Lizzie Lucy James	1		1	1																
302 John Billy	30	1		1			Farmer	1					12							
303 Eklema Billy	45		1	1																
304 Gaines James	34	1		1								4								
305 Martha James	9		1	1																
306 Lymos James	32	1		1			"	16	3	3		5		130						
307 Levia James	36		1	1			"	16												
308 Anna Wright	14		1	1																
309 Archelaim Wright	12		1	1																
310 Theresa Wright	7		1	1																
311 Gwen Wright	4	1		1																
312 Payson James	44	1		1			"	20	50	1	200	8	34	300		200				
313 Selsan James	16		1	1																
314 Nancy James	13		1	1																
315 Isham James	12	1		1																
316 Austin James	11	1		1																
317 James Willis	12	1		1																
318 Lizzie Willis	13		1	1																
319 Mary Willis	45		1	1																
320 Wm Mashintabe	35	1		1			"	4		2			2							
321 Wiley Mashintabe	34		1	1																
322 Jackson Mashintabe	5	1		1																
323 Julius Mashintabe	4	1		1																
324 Nettie Alexander	35	1		1				2		3			17							
325 Ishtiamontema	36		1	1																
326 Vestey Anderson	16		1	1																
327 Stephen Graham	22	1		1					1											
328 Mary Graham	20		1	1																
329 Charles Graham	1	1		1																
330 Robert Willis	40	1		1					9				30		50					
TOTALS		15	15	30				58	64	6	203	8	34	370		380				





		DESCRIPTION OF PERSONS.						LAND.		LIVE STOCK.						AGRICULTURAL PRODUCTS.				MISCELLANEOUS.	
NUMBERS.	NAMES.	AGE.						OCCUPATION.	Acres under Cultivation.											OTHER INFORMATION.	
			Male.	Female.	Indian.	White.	Colored.			No. of Horses.	No. of Mules.	No. of Cattle.	No. of Sheep.	No. of Goats.	No. of Hogs.	No. Bales of Cotton.	No. Bushels of Corn.	No. Bushels of Wheat.	No. Bushels of Oats.		
331	Sally Willis	41		1	1																
332	Ben Willis	20	1		1																
333	Rosa Willis	18		1	1																
334	Margarett Willis	17		1	1																
335	George Willis	12	1		1																
336	Albert Willis	10	1		1																
337	Christy Willis	6	1		1																
338	Gilbert Dukes	36	1		1		Farmer	60	12	2	80			85		500					
339	Angeline Dukes	35		1	1																
340	Joseph Dukes	12	1		1																
341	Henry Dukes	8	1		1																
342	Edmond Dukes	4	1		1																
343	Samuel Jefferson	18	1		1																
344	Sarah Thompson	16		1	1																
345	Charley Thompson	6	1		1																
346	Susan Apesantabe	12		1	1																
347	David Barney	35	1		1		"	3			6			3							
348	Betty Barney	28		1	1																
349	George Barney	11	1		1																
350	Charles Barney	10	1		1																
351	Albert Barney	8	1		1																
352	Albert Barney	8	1		1																
353	Josephine Barney	2		1	1																
354	Rhebe Barney	5		1	1																
355	Robert King	20	1		1		"	5	6		8			5		15					
356	Emily King	17		1	1																
357	Wichas King	1	1		1																
358	Joannah Woods	20		1	1																
359	Stephen Woods	53	1		1			11	2		17			150		100					
360	Winnie Woods	39		1	1																
TOTALS			18	12	30			79	20		111			293		615					



13 Census of *Wade* County,

Choctaw Nation, 1883.

NAMES.	AGE.	DESCRIPTION OF PERSONS.					OCCUPATION.	LAND. Acres under Cultivation.	LIVE STOCK.					AGRICULTURAL PRODUCTS.				MISCELLANEOUS. OTHER INFORMATION.	
		Male.	Female.	Indian.	White.	Colored.			No. of Horses.	No. of Mules.	No. of Cattle.	No. of Sheep.	No. of Goats.	No. of Hogs.	No. Bales of Cotton.	No. Bushels of Corn.	No. Bushels of Wheat.		No. Bushels of Oats.
361	Frances Woods	18	1	1															
362	William Woods	14	1	1															
363	Wesley Woods	12	1	1															
364	Washington Foster	15	1	1															
365	Josephine Foster	7	1	1															
366	Sarah Foster	5	1	1															
367	Nancy Foster	7	1	1															
368	Henry Johnson	28	1	1			Farmer	25	6	15		50		100					
369	Lillie Johnson	48	1	1															
370	Lerisa Johnson	6	1	1															
371	Wilson Johnson	4	1	1															
372	Malinda Wright	18	1	1															
373	Nickman Wright	1	1	1															
374	Alfred J. Sexton	42	1	1				22	7	50		40		100					
375	Isabella Sexton	30	1	1															
376	David Sexton	17	1	1															
377	Henry Sexton	14	1	1															
378	Lily Sexton	12	1	1															
379	Charley Sexton	3	1	1															
380	Rhoda Willis	16	1	1															
381	Ben J. Woods	42	1	1				38	9	2	120	30	3	80					
382	Josephine Woods	37	1	1															
383	Israel Woods	17	1	1															
384	Stephen Woods	14	1	1															
385	Samuel Woods	9	1	1															
386	Gilbert Woods	6	1	1															
387	Harriet Woods	2	1	1															
388	Casey Woods	19	1	1															
389	Winchester Johnson	22	1	1				7	3	24		25							
390	Elicey Johnson	14	1	1															
TOTALS		16	14	30				92	25	2	209	30	3	195		200			



14 Census of *Wade* County,

Choctaw Nation, 1885.

		DESCRIPTION OF PERSONS.						LANDS		LIVE STOCK.				AGRICULTURAL PRODUCTS.				MISCELLANEOUS.			
NUMBERS.	NAMES.	AGE.	Male.	Female.	Indian.	White.	Colored.	OCCUPATION.	Acres under Cultivation.	No. of Horses.	No. of Mules.	No. of Cattle.	No. of Sheep.	No. of Goats.	No. of Hogs.	No. Bales of Cotton.	No. Bushels of Corn.	No. Bushels of Wheat.	No. Bushels of Oats.	OTHER INFORMATION.	
391	William Harris	17	1							1											
392	Joseph Iowa	21	1					Farmer	5	1		5									
393	Charles Billy	28	1																		
394	Ishtichikona Billy	46		1	1																
395	Malsey Iowa	19		1	1																
396	Winchester Iowa	12	1																		
397	Orinabe	65	1					farmer		15	2	500			80						
398	Finney White	17		1	1																
399	Mitchell Johnson	26	1												2						
400	George Potts	22	1						12	7		6			10						
401	Balean James	40		1	1										5						
402	Ratterson James	18	1																		
403	Phillis James	2		1	1																
404	Willis Milton	24	1						3	1											
405	Elecy Milton	20		1	1																
406	George Milton	3	1																		
407	Edwin Armstrong	44	1						50	5	2	100	2		100	1	400		22		
408	Mary Armstrong	41		1	1																
409	Sophia Armstrong	15		1	1																
410	Ely Armstrong	4	1																		
411	Lewis Armstrong	1	1																		
412	Wesley Barton	12	1																		
413	Waltabe	57	1						10	2		3			4		60				
414	Sibby Waltabe	13		1	1																
415	Joshua McCoy	30	1						15	4					30		50				
416	Wiley McCoy	48		1	1																
417	James Johnson	17	1																		
418	Samuel Quiston	48	1						48	4		25			30						
419	Elizabeth Quiston	46		1	1												200				
420	Jefferson Young	24	1																		
TOTALS			19	14	30				143	40	4	639	2		261	1	710		22		



15 Census of *Wade* County,

Choctaw Nation, 1885.

NAMES.	AGE.	DESCRIPTION OF PERSONS.					OCCUPATION.	LAND.		LIVE STOCK.					AGRICULTURAL PRODUCTS.				MISCELLANEOUS.
		Male.	Female.	Indian.	White.	Colored.		Acres under Cultivation.	No. of Horses.	No. of Mules.	No. of Cattle.	No. of Sheep.	No. of Goats.	No. of Hogs.	No. Bales of Cotton.	No. Bushels of Corn.	No. Bushels of Wheat.	No. Bushels of Oats.	OTHER INFORMATION.
421	Rockey Elizabeth Young	20	/	/															
422	Lewis Vaughan	41	/	/				38	15										
423	Lorraine Vaughan	15	/	/															
424	Agnes Wright	20	/	/															
425	Sydia Wright	15	/	/															
426	Carney Vaught	30	/	/			Farmer	3	4				4		30				
427	James Billy	57	/	/				20	2	6			30		400				
428	Mike Billy	30	/	/															
429	Lizzie Billy	14	/	/															
430	Josiah Billy	13	/	/															
431	Austin Billy	10	/	/															
432	Levi Billy	8	/	/															
433	Sophy Billy	1	/	/															
434	Milborn Williams	32	/	/				9	5	12			9		20				
435	Adaline Williams	19	/	/															
436	Simon Williams	1	/	/															
437	Label Vaughan	46	/	/									2						
438	Archittabe	64	/	/				7	3				7						
439	Maile Archittabe	23	/	/															
440	Moses Archittabe	6	/	/															
441	Mary Archittabe	2	/	/															
442	Charles James	32	/	/				3	2	15			13						
443	Celea James	19	/	/															
444	Salina James	2	/	/															
445	William Johnson	57	/	/			Farmer	45	8	3			8	1	50				
446	Hannah Johnson	40	/	/															
447	Rhoda Beamis	15	/	/															
448	Easter Beamis	13	/	/															
449	Archibald Beamis	11	/	/															
450	Sarah Beamis	8	/	/															
TOTALS		15	15	30				125	39	36			73	1	500				



		DESCRIPTION OF PERSONS.						LAND.		LIVE STOCK.						AGRICULTURAL PRODUCTS.			MISCELLANEOUS.	
NUMBERS.	NAMES.	AGE.	SEX AND COLOR.					OCCUPATION.	Acres under Cultivation.	LIVE STOCK.						AGRICULTURAL PRODUCTS.			OTHER INFORMATION.	
			Male.	Female.	Indian.	White.	Colored.			No. of Horses.	No. of Mules.	No. of Cattle.	No. of Sheep.	No. of Goats.	No. of Hogs.	No. Bales of Cotton.	No. Bushels of Corn.	No. Bushels of Wheat.		No. Bushels of Oats.
451	Heickin Johnson	18	1		1															
452	Madison James	30	1		1		Farmer	2	2						10					
453	Eliza Ann James	25		1	1															
454	Josephine James	4		1	1															
455	Larkin Frazier	27	1		1															
456	Jalico Frazier	40		1	1				5	1				3		50				
457	Gail Frazier	17		1	1															
458	Simon Frazier	12	1		1															
459	John Frazier	5	1		1															
460	Frances Frazier	1		1	1															
461	Sam McGe	54	1		1		Farmer	6	4	68				30						
462	Bicy McGe	21		1	1															
463	Patterson McGe	12	1		1															
464	Harrison Heikcha	19	1		1															
465	Nancy Heikcha	25		1	1															
466	Wallace Hob	30	1		1				3											
467	Martey Hob	29		1	1															
468	Eley Hob	7		1	1															
469	Addie Hob	5		1	1															
470	Levina Hob	2		1	1															
471	Joe Hob	1	1		1															
472	Colbert Field	45	1		1															
473	Eliza Field	22		1	1															
474	Lina Field	5		1	1															
475	Alice Field	3	1		1															
476	Levina Field	1		1	1															
477	Eastman Field	12	1		1															
478	Yim mihona	65		1	1				5	7				6		15				
479	Eahok atabe	55	1		1				10	4	6	13		20		25				
480	Salina Sahokatabe	47		1	1															
TOTALS			14	16	30			8	29	4	82	13		69		90				



17 Census of *Wade* County,

Choctaw Nation, 1885.

NAMES.	AGE.	DESCRIPTION OF PERSONS.					OCCUPATION.	LAND.	LIVE STOCK.						AGRICULTURAL PRODUCTS.				MISCELLANEOUS.
		Male.	Female.	Indian.	White.	Colored.		Acres under Cultivation.	No. of Horses.	No. of Mules.	No. of Cattle.	No. of Sheep.	No. of Goats.	No. of Hogs.	No. Bales of Cotton.	No. Bushels of Corn.	No. Bushels of Wheat.	No. Bushels of Oats.	OTHER INFORMATION.
481	<i>Syman Sahokatabe</i>	13	/	/															
482	<i>Rhoda Sahokatabe</i>	11		/	/														
483	<i>Lizzie Sahokatabe</i>	8		/	/														
484	<i>Hattie Sahokatabe</i>	4		/	/														
485	<i>Sopha Sahokatabe</i>	1		/	/														
486	<i>John Durant</i>	38	/	/			<i>Farmer</i>	4	4	2		4		20					
487	<i>Sarah Durant</i>	30		/	/														
488	<i>Isaac Durant</i>	16	/	/															
489	<i>Nancy Durant</i>	14		/	/														
490	<i>Emeline Durant</i>	7		/	/														
491	<i>Albert Durant</i>	3	/	/															
492	<i>Wilsey Durant</i>	2		/	/														
493	<i>Lewis Durant</i>	1	/	/															
494	<i>Tom Pitchlynn</i>	33	/	/			<i>Farmer</i>	8	4	2		20							
495	<i>Nicholas Pitchlynn</i>	10	/	/															
496	<i>Julius Pitchlynn</i>	9	/	/															
497	<i>Eliza Ann Pitchlynn</i>	5		/	/														
498	<i>Wade Bowen</i>	34	/	/			"	18				6		80					
499	<i>Elizabeth Bowen</i>	16		/	/														
500	<i>Davis Potts</i>	40	/	/			"	15	3										
501	<i>Laura Potts</i>	42		/	/														
502	<i>Nancy Potts</i>	8		/	/														
503	<i>David Allen</i>	36	/	/															
504	<i>Annie Allen</i>	20		/	/														
505	<i>Ramson Allen</i>	5	/	/															
506	<i>Isam Allen</i>	3	/	/															
507	<i>Larry Allen</i>	1		/	/														
508	<i>Stoklanta</i>	55		/	/			5	1										
509	<i>Stephen Frazier</i>	23	/	/															
510	<i>Samuel Frazier</i>	15		/	/														
TOTALS			14	16	30			50	12	2	2	30		100					





18 Census of *Wade* County,

Choctaw Nation, 1885.

NAMES.	AGE.	DESCRIPTION OF PERSONS.					OCCUPATION.	LAND.		LIVE STOCK.						AGRICULTURAL PRODUCTS.				MISCELLANEOUS.			
		Male.	Female.	Indian.	White.	Colored.		Acres under Cultivation.	No. of Horses.	No. of Mules.	No. of Cattle.	No. of Sheep.	No. of Goats.	No. of Hogs.	No. Bales of Cotton.	No. Bushels of Corn.	No. Bushels of Wheat.	No. Bushels of Oats.	OTHER INFORMATION.				
511	Sally Frazier	31	1		1																		
512	Alice Frazier	36		1	1																		
513	Eccrey Frazier	5		1	1																		
514	Smallwood Frazier	4	1		1																		
515	Aly Frazier	2		1	1																		
516	Lawson Battiest	33	1		1		Farmer	15	2		2			24			200						
517	Maile Battiest	46		1	1		"																
518	Simon Posh	70	1		1		"	8	3								80						
519	Larsa Posh	30		1	1		"																
520	Gibben Posh	28	1		1		"	15	5		1			8			100						
521	Sally Posh	29		1	1		"																
522	Laves Posh	36		1	1		"																
523	Lame Posh	31		1	1		"																
524	Samelis Posh	15		1	1		"																
525	Lina Posh	13		1	1		"																
526	Selmis Posh	8	1		1		"																
527	Barton White	29	1		1		"	8	5		5	3		40			60						
528	Lucy White	29		1	1		"																
529	Mary White	12		1	1		"																
530	Nancy White	7		1	1		"																
531	Allelu White	5	1		1		"																
532	Bob White	3	1		1		"																
533	Elcy White	1		1	1		"																
534	Thomas Willis	48	1		1		"	2						3			50						
535	Kauimahoua	45		1	1		"																
536	Solomon Willis	8	1		1		"																
537	Robert Willis	6	1		1		"																
538	John Willis	4	1		1		"																
539	Agnes Willis	2		1	1		"																
540	Peter Johnson	40	1		1		"	15	2								120						
TOTALS			14	16	30			63	17		20	3		95			630						





19 Census of *Wade* County,

Choctaw Nation, 1885.

		DESCRIPTION OF PERSONS.						LAND.	LIVE STOCK.						AGRICULTURAL PRODUCTS.				MISCELLANEOUS.		
NUMBERS.	NAMES.	AGE.	Male.	Female.	Indian.	White.	Colored.	OCCUPATION.	Acres under Cultivation.	No. of Horses.	No. of Mules.	No. of Cattle.	No. of Sheep.	No. of Goats.	No. of Hogs.	No. Bales of Cotton.	No. Bushels of Corn.	No. Bushels of Wheat.	No. Bushels of Oats.	OTHER INFORMATION.	
541	Watson Johnson	40	1	1																	
542	James Johnson	16	1																		
543	Susan Johnson	14		1																	
544	Liriah Johnson	12		1																	
545	Lamos Johnson	8	1																		
546	Mulsey Johnson	10		1																	
547	Henry Johnson	5	1																		
548	Annie Johnson	3		1																	
549	William Garland	46	1					Farmer	20	2		60			60		250				
550	Terressa Garland	36		1																	
551	Carlema Garland	15		1																	
552	Edna Garland	9		1																	
553	Foster Garland	7	1																		
554	Edmund Garland	4	1																		
555	Atlanta Ward	37	1					"	3	2		13			20						
556	Nancy Ward	30		1								2			5						
557	Mary Ward	7		1																	
558	Smallerwood Ward	1	1					"													
559	Patey Garland	25		1																	
560	German Ben	39	1						2		4										
561	Lucy Ann Ben	38		1																	
562	Alis Ben	9		1																	
563	Sarven Moses	14		1																	
564	Stamon Bowen	40	1						18	2		4			15						
565	Amos Bowen	35	1																		
566	Sisty Bowen	40		1																	
567	Peypson Bowen	12	1																		
568	Salina Bowen	10		1																	
569	Balinda Bowen	8		1																	
570	Emily Bowen	6		1																	
TOTALS			12	18	30				25	6	4	79			100		250				



20 Census of *Wade* County,

Choctaw Nation, 1885.

NAMES	DESCRIPTION OF PERSONS						OCCUPATION	LAND	LIVE STOCK						AGRICULTURAL PRODUCTS				MISCELLANEOUS
	AGE	Male	Female	Indian	White	Colored		Acres under Cultivation	No. of Horses	No. of Mules	No. of Cattle	No. of Sheep	No. of Goats	No. of Hogs	No. Bales of Cotton	No. Bushels of Corn	No. Bushels of Wheat	No. Bushels of Oats	OTHER INFORMATION
571 Lettison Bohan	4		1	1															
572 Amaziad Bowen	2	x	1	1															
573 Abel Wall	36	1		1			Farmer	36	14	25			30		80				
574 Wabe Wall	34		1	1															
575 Watson Glover	18	1		1															
576 Lason Glover	18		1	1															
577 Samsen Mosely	28	1		1															
578 Beckey Mosley	28		1	1															
579 Gracels Mosley	3		1	1															
580 Wallace Ben	55	1		1			"	15	18	15			30		100				
581 Samice Ben	50		1	1															
582 Samis Ben	20	1		1															
583 Nancy Ben	7		1	1															
584 Sam Ben	6	1		1															
585 John Morris	70	1		1				4	1	21			20		90				
586 Salen Morris	40		1	1															
587 Skeules Morris	11		1	1				1											
588 Isham Morris	9	1		1															
589 Salina Morris	18		1	1															
590																			
591																			
592																			
593																			
594																			
595																			
596																			
597																			
598																			
599																			
600																			
TOTALS		8	11	19				55	33	61			80		270				



2 / Census of Wade County,

Choctaw Nation, 1885.

NAMES.	AGE.	DESCRIPTION OF PERSONS.					OCCUPATION.	LAND. Acres under Cultivation.	LIVE STOCK.						AGRICULTURAL PRODUCTS.				MISCELLANEOUS.
		Male.	Female.	Indian.	White.	Colored.			No. of Horses.	No. of Mules.	No. of Cattle.	No. of Sheep.	No. of Goats.	No. of Hogs.	No. Bales of Cotton.	No. Bushels of Corn.	No. Bushels of Wheat.	No. Bushels of Oats.	OTHER INFORMATION.
<p>The Choctaw Nation Wade County</p> <p>This is to certify that I was duly appointed by Commission to take the Census of the 2<sup>nd</sup> Judicial District of the Choctaw Nation and the office carefully taking the Census of Wade County Choctaw Nation find that it contains a population of 589 souls consisting of 290 males and 299 females, all Indians that in the year 1884 there were in cultivation 1594 acres of land.</p> <p>The Stock Rolls number 796 Horses 33 Mules 4610 Cattle, 344 sheep, 47 goats - 3205 Hogs.</p> <p>For the year 1884 there were produced in the County, one bale of Cotton and 6825 bushels of corn - 72 bushels of oats.</p> <p>In testimony whereof I hereunto sign my name officially, this Aug-29<sup>th</sup> 1885.</p> <p>Ben Watkins Census Commissioner 2<sup>nd</sup> Judicial District Choctaw Nation.</p> <p>I hereby certify that above foregoing transcript is a true and correct copy taken from the original Book now on file in my office this 2<sup>nd</sup> day of July A.D. 1886.</p> <p>Thompson McKinney National Secretary Choctaw Nation.</p>																			
TOTALS																			







Census of

*Stoka*

County,

Choctaw Nation, 1885

DESCRIPTION OF PERSONS.								LAND.				LIVE STOCK.				AGRICULTURAL PRODUCTS.				MISCELLANEOUS.
NAMES.	AGE.	SEX AND COLOR.					OCCUPATION.	Acres under Cultivation.	No. of Horses.	No. of Mules.	No. of Cattle.	No. of Sheep.	No. of Goats.	No. of Hogs.	No. Bales of Cotton.	No. Bushels of Corn.	No. Bushels of Wheat.	No. Bushels of Oats.	OTHER INFORMATION.	
		Male.	Female.	Indian.	White.	Colored.														
1	Lee Allison	20	1		1			Farmer	43	18	24			50		16		40	Choctaw by blood.	
2	Sophie Allison	22		1	1														"	
3	William Allison	17	1		1														"	
4	Silvia Allison	14		1	1														"	
5	Esterson Allison	7	1		1														"	
6	Lottie Aikpacho	60		1	1				2				7						"	
7	Charles Benjamin	38	1		1														"	
8	Insie Benjamin	30		1	1														"	
9	Simon Benjamin	18	1		1				6	2			50		30				"	
10	Solomon Nelson	34	1		1				8	4			60						"	
11	Sissie Nelson	22		1	1														"	
12	Isaac Nelson	5	1		1														"	
13	Eli Nelson	3	1		1														"	
14	George A. Izzard	55	1			1			40	2	2		15	7	100				Citizen by adoption	
15	Sarah Izzard	44		1	1														" " blood	
16	Silas P. Izzard	19	1		1														Choctaw blood by mother	
17	Tabitha Izzard	15		1	1														"	
18	Georgian Izzard	12		1	1														"	
19	W. Ann Izzard	10		1	1														"	
20	John C. Izzard	6	1		1														"	
21	Sally B. Izzard	4		1	1														"	
22	Frank P. Jones	17	1		1				24	1	1	18							"	
23	Selina C. Jones	22		1	1														"	
24	Etha Jones	5		1	1														"	
25	Daniel S. Moran	35	1			1			25	3			18	2	15				Citizen by adoption	
26	Elizabeth M. Moran	64		1	1	1													"	
27	Nancy C. Moran	40		1	1														"	
28	Caroline C. Moran	29		1	1														"	
29	Reuben C. Moran	35	1		1														"	
30	Charles H. Moran	22	1		1														"	
31	James Solomon	54	1		1				6	1			50		10				Choctaw by blood	
TOTALS			16	15	24	7			152	31	3	44		280	9	171		40		



NAMES	DESCRIPTION OF PERSONS.						OCCUPATION.	LAND.		LIVE STOCK.						AGRICULTURAL PRODUCTS.				MISCELLANEOUS.
	AGE.	Male.	Female.	Indian.	White.	Colored.		Acres under Cultivation.	No. of Horses.	No. of Mules.	No. of Cattle.	No. of Sheep.	No. of Goats.	No. of Hogs.	No. Bales of Cotton.	No. Bushels of Corn.	No. Bushels of Wheat.	No. Bushels of Oats.	OTHER INFORMATION.	
32 Simon Scott	45	1		1															Choctaw by blood	
33 Susie Scott	18		1	1															"	
34 Cephus Scott	16	1		1															"	
35 Susan Scott	12		1	1															"	
36 Silvia Scott	7		1	1															"	
37 Inie Scott	3		1	1				10	30			100			50				"	
38 William Harrison	35	1		1			8	3				85			40				"	
39 Louisa Harrison	34		1	1															"	
40 Eliza Ann. Billy	30		1	1															"	
41 Hearley Billy	8	1		1															"	
42 George Robinson	45	1		1			12	6	16			30	1	30					"	
43 Lincy Robinson	30		1	1															"	
44 John Hard	18	1		1															"	
45 Allison Colbut	12	1		1															"	
46 Lering Robinson	4	1		1															"	
47 James Harrison	50	1		1			10	2				8		60					Minister of the Gospel	
48 Eliza Ann. Harrison	25		1	1															Choctaw by blood	
49 Sarah Harrison	11		1	1															"	
50 Sylic Harrison	9		1	1															"	
51 Liss Harrison	4		1	1															"	
52 Thomas Homma	35	1		1			8	7	4			40							"	
53 Silvia Homma	40		1	1															"	
54 Edmund Homma	19	1		1															"	
55 Ellylic Homma	7		1	1															"	
56 Lincy Brashears	28		1	1															"	
57 Joseph Brashears	7	1		1															"	
58 Thompson Allison	22	1		1			12	5	10			20		10					"	
59 Phillis Allison	22		1	1															"	
60 William Nelson	45	1		1			8	8	20			50		30					"	
61 John McKinney	10	1		1															"	
TOTALS		15	15	30			58	41	80			363	1	320						



Census of *A Toke* County,

Choctaw Nation, 1885.

NAMES.	DESCRIPTION OF PERSONS.						OCCUPATION.	LAND.		LIVE STOCK.						AGRICULTURAL PRODUCTS.				MISCELLANEOUS.
	AGE.	Male.	Female.	Indian.	White.	Colored.		Acres under Cultivation.	No. of Horses.	No. of Mules.	No. of Cattle.	No. of Sheep.	No. of Goats.	No. of Hogs.	No. Bales of Cotton.	No. Bushels of Corn.	No. Bushels of Wheat.	No. Bushels of Oats.	OTHER INFORMATION.	
62 Rezin Anderson	57	1		1				6	6					30	110				Choctaw by blood.	
63 Delilik Anderson	16		1	1																
64 Benjamin Anderson	14	1		1																
65 Lissie Anderson	7		1	1																
66 Anna Anderson	4		1	1																
67 Gibbie Anderson	3	1		1																
68 Henry Anderson	24	1		1			8	3					60	70						
69 Sissy Anderson	25		1	1																
70 Simpson Hambe	25	1		1																
71 John Gibson	50	1		1			Farmer	12	4	20			50	50						
72 Melissa Gibson	44		1	1																
73 David Gibson	17	1		1																
74 Harrison Gibson	15	1		1																
75 Seely Lewis	15		1	1																
76 Jefferson Gibson	8	1		1																
77 Ellen Gibson	17		1	1																
78 David Lewis	35	1		1			Farmer	20	4	2			50	75						
79 Susan Lewis	34		1	1																
80 Johnson Lewis	10	1		1																
81 Caroline Lewis	1		1	1																
82 George Lewis	14	1		1																
83 Israel W. Folsom	38	1		1			Physician						15						Choctaw by blood.	
84 Belle Folsom	12		1	1																
85 Willie Folsom	8	1		1																
86 Pearl Folsom	4	1		1																
87 Julius C. Folsom	54	1		1			Farmer	100	2	50			200	6	100					
88 Israel Folsom	24	1		1																
89 Don Juan Folsom	18	1		1																
90 Lillie Folsom	14		1	1																
91 Junie Folsom	10		1	1																
TOTALS		15	12	30				106	19	72			405	6	405					





Census of *Atoka* County,

Choctaw Nation, 1885

NAMES.	DESCRIPTION OF PERSONS.						OCCUPATION.	LAND.		LIVE STOCK.						AGRICULTURAL PRODUCTS.				MISCELLANEOUS.
	AGE.	Male.	Female.	Indian.	White.	Colored.		Acres under Cultivation.	No. of Horses.	No. of Mules.	No. of Cattle.	No. of Sheep.	No. of Goats.	No. of Hogs.	No. Bales of Cotton.	No. Bushels of Corn.	No. Bushels of Wheat.	No. Bushels of Oats.	OTHER INFORMATION.	
92	Virgie Holton	3	1		1															
93	John A Dillon	57	1			1	40		3				7		1800				Citizen by Marriage.	
94	Susan Dillon	27		1	1															
95	Mary Dillon	9		1	1															
96	Etha Dillon	7		1	1															
97	Thomas Dillon	5	1		1															
98	Anna Smallwood	55		1	1															
99	Thomas Smallwood	21	1		1															
100	John W. Smallwood	24	1		1															
101	Hiram M <sup>c</sup> Bride	27	1			1													Citizen by Marriage.	
102	Austin Jacob	45	1		1		15	8	12			100	1	90						
103	Seyan Jacob	30		1	1															
104	Eastman Jacob	10	1		1															
105	Nelson Jacob	8	1		1															
106	Eliza Jacob	6		1	1															
107	Katie Jacob	3		1	1															
108	Milton Brown	49	1		1		200	150	2	800	180	50	500	2	1000		300			
109	Winnie Brown	28		1	1															
110	Joseph H. Riley	22	1		1															
111	Carney Brown	20	1		1															
112	Olive White	30	1			1	225	30	900					750					Citizen by Marriage	
113	Lillian White	19		1	1															
114	Isaac Impson	20	1		1															
115	Charles Moses	34	1			1														
116	Thompson Downing	45	1			1				6		20							Citizen by marriage.	
117	Mary Downing	34		1	1															
118	Thomas Frazier	26	1		1		10	1				3								
119	Martha Frazier	18		1	1															
120	Sally Frazier	1		1	1															
121	Vicy James	14		1	1															
TOTALS			17	13	25	4	1													
								490	189	2	1721	150	37	630	3	3690		300		



NAMES.	DESCRIPTION OF PERSONS.						OCCUPATION.	LAND.		LIVE STOCK.						AGRICULTURAL PRODUCTS.				MISCELLANEOUS.
	AGE.	Male.	Female.	Indian.	White.	Colored.		Acres under Cultivation.	No. of Horses.	No. of Mules.	No. of Cattle.	No. of Sheep.	No. of Goats.	No. of Hogs.	No. Bales of Cotton.	No. Bushels of Corn.	No. Bushels of Wheat.	No. Bushels of Oats.	OTHER INFORMATION	
122 Alonzo Harkins	25	1		1			Farmer	100	4	12					100					
123 Nancy J. Harkins	29		1	1																
124 Lafayette Harkins	22	1		1																
125 Johnny Harkins	17	1		1																
126 Katie Harkins	15		1	1																
127 Eddie Harkins	13	1		1																
128 Henry Clay Harkins	51	1		1			"	100	25	2	20		100	50						
129 Melvina Harkins	48		1	1																
130 Lafayette C. Harkins	21	1		1																
131 Minnie Harkins	10		1	1																
132 Francis M. Hare	38	1		1				22	5				50	150					Cherokee Tribe, by marriage, and citizen.	
133 Sarah Hare	35		1	1																
134 Samuel Hare	15	1		1																
135 Charles Hare	12	1		1																
136 Isoda Hare	9		1	1																
137 Walter Hare	7	1		1																
138 James Fisk	18	1		1																
139 Rebecca Fisk	20		1	1																
140 James S. Standley	44	1		1			"	300	1	300		75	10	9500						
141 Lizzie C. Standley	38		1	1															Citizen by marriage	
142 Norma C. Standley	20		1	1																
143 M. Jennie Standley	15		1	1																
144 James S. Standley Jr.	12	1		1																
145 Eva A. Standley	9		1	1																
146 Claude M. Standley	7	1		1																
147 Leona Standley	5		1	1																
148 Louisiana C. Hebert	17		1	1				60	9	500				4						
149 Alice A. Hebert	15		1	1																
150 Leana B. Hebert	13	1		1																
151 Olive M. Hebert	11		1	1																
TOTALS		15	15	29	1			582	44	2	832		225	14	9800					







7 Census of *Atoka* County,

Choctaw Nation, 1885

NAMES.	AGE.	DESCRIPTION OF PERSONS.					OCCUPATION.	LAND.	LIVE STOCK.					AGRICULTURAL PRODUCTS.				MISCELLANEOUS.	
		Male.	Female.	Indian.	White.	Colored.		Acres under Cultivation.	No. of Horses.	No. of Mules.	No. of Cattle.	No. of Sheep.	No. of Goats.	No. of Hogs.	No. Bales of Cotton.	No. Bushels of Corn.	No. Bushels of Wheat.	No. Bushels of Oats.	OTHER INFORMATION.
182 Adam Clarke	44	1		1			Farmer	16	6	6			30		90				
183 Jane Clarke	30		1	1															
184 Edward Clarke	10	1		1															
185 Luena Clarke	7		1	1															
186 Amelia Clarke	4		1	1															
187 James Clarke Jr	1		1	1															
188 Jacob Patterson	27	1		1															
189 McKee James	35	1		1				100	30	50			100		300				
190 Rhona James	27	1		1															
191 Eddie S. James	6	1		1															
192 Mary Ann James	4		1	1															
193 Alice James	2		1	1															
194 Rennie S. James	1		1	1															
195 Calvin C. Perry	50	1		1				90	30	400			100		500				
196 Phibe Perry	40		1	1															
197 Sophia Perry	18		1	1															
198 Eli H. Perry	12	1		1															
199 Sinae Perry	16		1	1															
200 Benjamin F. Perry	10	1		1															
201 Isabella Perry	6		1	1															
202 Widow Alex-McKinney	40		1	1	1		Farmer	150	150	200			200		300				citizen by marriage
203 Bennie McKinney	19	1		1															
204 Maggie McKinney	15		1	1															
205 John Penterton Bunker	34	1		1															
206 Sara J. Rogers	30	1		1			Farmer	20	14	200	6								Cherokee tribe and become citizen by marriage
207 Isabelle Rogers	37		1	1															
208 Stephen Pulcher	12	1		1															
209 Siona Pulcher	9		1	1															
210 George Rogers	7	1		1															
211 Coowee Rogers	2	1		1															
TOTALS		15	15	28	2			376	230	856	6		430		1190				



		DESCRIPTION OF PERSONS.						LAND.		LIVE STOCK.						AGRICULTURAL PRODUCTS.				MISCELLANEOUS.
NAMES.	AGE.	Male.	Female.	Indian.	White.	Colored.	OCCUPATION.	Acres under Cultivation.	No. of Horses.	No. of Mules.	No. of Cattle.	No. of Sheep.	No. of Goats.	No. of Hogs.	No. Bales of Cotton.	No. Bushels of Corn.	No. Bushels of Wheat.	No. Bushels of Oats.	OTHER INFORMATION.	
212	Michael S. Hagewood	44	1		1		Farmer	65	6		65	1		100		200		120	Citizen by marriage.	
213	Mary Jane Hagewood	40		1																
214	Jasper Nelson Jones	17	1		1															
215	Caroline Finer	13		1																
216	Joseph Marion Hagewood	9	1		1															
217	Eli, Elijah Hagewood	7	1		1															
218	Melinda Victor Ree Hagewood	5		1																
219	Perlucy Arizona Hagewood	1		1																
220	Malina Sen <sup>ie</sup> Hagewood.	3		1																
221	James Hagewood	13	1		1															
222	Benjamin Willis	35	1		1			10						5		100				
223	Mollie Willis	25		1																
224	Mary Ann Willis	6		1																
225	Olliver Thomas	56	1			1		3	2		65		11	4		300		100	Citizen by marriage.	
226	Rufine Thomas	17		1																
227	Oliver Ginn Thomas	4	1		1															
228	Charles Leflore	43	1		1		Farmer	100	10		50	100	10	60		100				
229	Angie Leflore	38		1																
230	Lorena Leflore	14		1																
231	Serena Leflore	14		1																
232	Daisy Leflore	11		1																
233	Maudie Leflore	9		1																
234	Henry B. Rowley	25	1			1	Telegrapher	30	5		41			35					White citizen by marriage.	
235	Lezdrina M Rowley	18		1		1														
236	Harry G. Rowley	5	1		1															
237	Thomas D. Thompson	52	1			1		150	75	2	200			150		250		400	Citizen by marriage.	
238	Susan Thompson	35		1		1														
239	Laura Thompson	15		1		1														
240	Lenaid Thompson	11		1		1														
241	Florence Thompson	9		1		1														
TOTALS			12	18	22	8		358	98	2	421	101	21	354		950				



NAMES.	DESCRIPTION OF PERSONS.						OCCUPATION.	LAND.	LIVE STOCK.						AGRICULTURAL PRODUCTS.				MISCELLANEOUS.
	AGE.	Male.	Female.	Indian.	White.	Colored.		Acres under Cultivation.	No. of Horses.	No. of Mules.	No. of Cattle.	No. of Sheep.	No. of Goats.	No. of Hogs.	No. Bales of Cotton.	No. Bushels of Corn.	No. Bushels of Wheat.	No. Bushels of Oats.	OTHER INFORMATION.
242 William Franklin Thompson.	7	1			1														Citizen by Marriage.
243 Parker Thompson	3	1			1														" by Marriage.
244 Walter Pierce Bryce	24	1			1		60	2	10			50		100					
245 Joona Bryce	18		1	1															
246 Lazarina Bryce	6		1	1															
247 Frederick Kreizer	34	1			1		23	2	16			25					500		Citizen by Marriage.
248 Catherine Kreizer	24		1	1															
249 Rosetta Kreizer	6		1	1															
250 Arthur Kreizer	3	1			1														
251 Leona Kreizer	1		1	1															
252 William Kreizer	28	1			1		30	2	1	29		40		150			200		Citizen by Marriage.
253 Agnes Kreizer	17		1	1															
254 Christiana Kreizer	4		1	1															
255 Perline Schuld	50		1	1			25	5	15			25		200					
256 Winnie Schuld	23		1	1															
257 Sophia Schuld	16		1	1															
258 James Schuld	13	1			1														
259 Minerva Schuld	11		1	1															
260 John Schuld	10	1			1														
261 Alexander Thompson	47	1			1		150	150	1	100		200		300	500				Citizen by Marriage.
262 Martha Thompson	40		1	1															
263 John H. Thompson	10	1			1														
264 Robert Lee Thompson	5	1			1														
265 Richard G. Thompson	19	1			1		85	8	50			75							
266 Minnie M. Thompson	18		1	1															
267 Gordon P. Bell	57	1			1		120	13	4	175	50	100		500			330		Citizen by Marriage.
268 Elizabeth Bell	58		1	1															
269 Wairn Merrells	32	1			1		14	2	8			22							
270 Josephine Merrells	31		1	1															
271 Laura Henderson.	13		1	1															
TOTALS		14	16	22	8		507	184	9	403	50	837		1250	500	1030			



Census of *Atoka* County,

Choctaw Nation, 1885

NAMES.	AGE.	DESCRIPTION OF PERSONS.					OCCUPATION.	LAND.		LIVE STOCK.					AGRICULTURAL PRODUCTS.				MISCELLANEOUS.	
		Male.	Female.	Indian.	White.	Colored.		Acres under Cultivation.	No. of Horses.	No. of Mules.	No. of Cattle.	No. of Sheep.	No. of Goats.	No. of Hogs.	No. Bales of Cotton.	No. Bushels of Corn.	No. Bushels of Wheat.	No. Bushels of Oats.	OTHER INFORMATION	
272	Royle Henderson	9	1		1															
273	Gordie Henderson	7	1		1															
274	Alice Henderson	4		1	1															
275	Thomas Bell	27	1			1		75	4	7			30	150		1200			citizen by marriage	
276	Sarah A. Bell	32		1	1															
277	James J. Gally	14	1		1															
278	Mr. Walter Gally	13	1		1															
279	Ida Gally	9		1	1															
280	Leona Gally	7		1	1															
281	John Gally "Lewis"	5	1		1															
282	Henry Gally	5	1		1															
283	Hattie Bell	2		1	1															
284	George Lowery	26	1		1			10	1				50							
285	Rhoda Lowery	24		1	1															
286	Estell Lowery	3		1	1															
287	Cornelia Lowery	5		1	1															
288	Reuben Williams	58	1		1			4	1				20	50						
289	Susan Williams	29		1	1															
290	Ella Williams	12		1	1															
291	Christopher <sup>c</sup> Williams	7	1		1															
292	Lucy Ann Williams	5		1	1															
293	Salvin Williams	4	1		1															
294	Maggie Williams	2		1	1															
295	Loring Loman	27	1		1			5	1				35	12						
296	Silvia Loman	18		1	1															
297	Elice Loman	6		1	1															
298	Henry P. Ward	29	1		1			25	7	75			40	500						
299	Mary D. Ward	30		1	1															citizen by marriage
300	Minerva E. Ward	7		1	1															
301	Effa May Ward	5		1	1															
TOTALS			15	17	27	3		119	14	82			175	1012		1200				







12 Census of *Atoka* County,

Choctaw Nation, 1885

DESCRIPTION OF PERSONS.								LAND.				LIVE STOCK.				AGRICULTURAL PRODUCTS.				MISCELLANEOUS.
NAMES.	AGE.						OCCUPATION.	Acres under Cultivation.	No. of Horses.	No. of Mules.	No. of Cattle.	No. of Sheep.	No. of Goats.	No. of Hogs.	No. Bales of Cotton.	No. Bushels of Corn.	No. Bushels of Wheat.	No. Bushels of Oats.	OTHER INFORMATION.	
		Male.	Female.	Indian.	White.	Colored.														
332 David Williams	40	1		1			17	3					50							
333 Nizie Williams	40		1	1																
334 Sarah Hall	18		1	1																
335 Mary Hall	16		1	1																
336 Callup Jacob	44	1		1			3	6		2			40		20					
337 Sittie Jacob	33		1	1																
338 Johnson Jacob	12	1		1																
339 Maggi Sulahona	48		1	1															Chickasaw descent	
340 Kattie Webster	62		1	1																
341 Caroline Webster	14		1	1																
342 Joanna Webster	12		1	1																
343 Silas Mullin	43	1		1				6		3			20		50					
344 Sarah Ann Mullin	28		1	1																
345 Josiah Scott	66	1		1			4	3					10	1	150					
346 Copeland Scott	17	1		1																
347 Charles McGee	47	1		1			8	3												
348 Molly McGee	30		1	1																
349 Lewis McGee	16	1		1																
350 Thomas McGee	8	1		1																
351 Sidney McGee	4	1		1																
352 Joseph Hodges	29	1		1			40	3		19			22	2	100					
353 Laura B. Hodges	23		1	1																
354 Henriette Hodges	2		1	1																
355 Dick Johnson	45	1		1			20	6		5			10							
356 Sinai Johnson	45		1	1																
357 Joseph M. McClure	34	1		1			2			30			150	2	175					
358 William W. McClure	5	1		1																
359 James R. McClure	3	1		1																
360 Terena B. McClure	1		1	1																
361 Austin Weaver	34	1		1			25	6		60	20		400							
TOTALS		16	14	30			119	36		119	20		692	5	495					



		DESCRIPTION OF PERSONS.						LAND.	LIVE STOCK.						AGRICULTURAL PRODUCTS.				MISCELLANEOUS.
NAMES.	AGE.	Male.	Female.	Indian.	White.	Colored.	OCCUPATION.	Acres under Cultivation.	No. of Horses.	No. of Mules.	No. of Cattle.	No. of Sheep.	No. of Goats.	No. of Hogs.	No. Bales of Cotton.	No. Bushels of Corn.	No. Bushels of Wheat.	No. Bushels of Oats.	OTHER INFORMATION.
362	Emily Weaver	33	1	1															
363	Dew W. Weaver	8	1	1															
364	Mary Weaver	5	1	1															
365	Rosette Weaver	3	1	1															
366	Claton Weaver	3	1	1				4						1					
367	Dana Sunny	37	1	1															
368	Mary Sunny	40	1	1															
369	Emma Sunny	4	1	1															
370	Anderson Frazer	31	1	1										2					
371	John M. Harrison	30	1	1				15	5					75					
372	Betty B. Harrison	17	1	1															
373	Martha Harrison	2	1	1															
374	Elizabeth Harrison	60	1	1				10	3	60					150				
375	Robert Harrison	20	1	1															
376	Lilly Spruill	6	1	1															
377	Elizabeth Spruill	4	1	1															
378	Walker Martin	60	1	1			Farmer	70	3	2	8			25	1500		100	Citizen by marriage	
379	Walker Zeno Martin	16	1	1															
380	Simon Willis	48	1	1				8	25	60			190		60				
381	Mrs Willis	45	1	1															
382	Belina Willis	12	1	1															
383	Robert Willis	7	1	1															
384	Senai Willis	2	1	1															
385	Edmund Billy	35	1	1				15	4	8			100		740				
386	Susan Billy	20	1	1															
387	Melissie Billy	7	1	1															
388	Nicholas Billy	4	1	1															
389	Wesley Billy	3	1	1															
390	Osborn William	40	1	1															
391	George Brown	30	1	1				7	3	5			150		100			Citizen by marriage	
TOTALS		15	15	28	2			129	43	2	141			549	1950		400		



14 Census of *Stoka* County,

Choctaw Nation, 1885.

NAMES	AGE	DESCRIPTION OF PERSONS.					OCCUPATION.	LAND.	LIVE STOCK.						AGRICULTURAL PRODUCTS.				MISCELLANEOUS.
		Male.	Female.	Indian.	White.	Colored.		Acres under Cultivation.	No. of Horses.	No. of Mules.	No. of Cattle.	No. of Sheep.	No. of Goats.	No. of Hogs.	No. Bales of Cotton.	No. Bushels of Corn.	No. Bushels of Wheat.	No. Bushels of Oats.	OTHER INFORMATION.
392 Melvina Brown	23	1	1																
393 Louisa Brown	3	1	1																
394 William Armstrong	66	1	1			Farmer	15	1	6					75					
395 Bond Armstrong	38	1	1				4	6	5			20		40					
396 Asie Armstrong	40	1	1																
397 Louis Armstrong	4	1	1																
398 Mary Armstrong	2	1	1																
399 Eastman William	28	1	1				4	3	4			10							
400 Missie William	24	1	1																
401 Serena William	3	1	1																
402 Sampson Nicholas	48	1	1				10	2				40	2	50					
403 Sally Nicholas	28	1	1																
404 Eliza Nicholas	8	1	1																
405 Ephraim B. Belliest	5	1	1																
406 Ellis Nicholas	2	1	1																
407 Milton Elaheta	15	1	1																
408 Anoli hona	80	1	1																
409 Benjamin Smallwood	55	1	1				60	7	15			200		100					
410 A Regail Smallwood	48	1	1																
411 Taylor Durant	53	1	1				25	7	10			70	2	60					
412 Betsie Durant	52	1	1																
413 Anna Moore	15	1	1																
414 Sibbie Fletchee	7	1	1																
415 Harrison Franklin	64	1	1				20	3	1	15		47		10					
416 Levina Franklin	48	1	1																
417 Webster Burnits	9	1	1																
418 Emma Frazier	7	1	1																
419 Wy lies Armstrong	40	1	1				8	9	7	10		22		60					
420 Missie Armstrong	38	1	1																
421 Monroe Armstrong	19	1	1																
TOTALS		14	16	30			146	38	1	62	10	409	4	395					



NAMES.	AGE.	DESCRIPTION OF PERSONS.					OCCUPATION.	LAND. Acres under Cultivation.	LIVE STOCK.						AGRICULTURAL PRODUCTS.				MISCELLANEOUS. OTHER INFORMATION
		Male.	Female.	Indian.	White.	Colored.			No. of Horses.	No. of Mules.	No. of Cattle.	No. of Sheep.	No. of Goats.	No. of Hogs.	No. Bales of Cotton.	No. Bushels of Corn.	No. Bushels of Wheat.	No. Bushels of Oats.	
422 Sinai Armstrong	11		1	1															
423 Susan Armstrong	7		1	1															
424 Sim Armstrong	5	1		1															
425 Enoch Armstrong	2	1		1															
426 Samuel Armstrong	2	1		1															
427 Talbut Payne	33	1		1		Farmer	4	4	6			20							
428 Rhoda Payne	35		1	1															
429 Jincy Payne	11		1	1															
430 Inie Payne	7		1	1															
431 Simpson Weeley	4	1		1															
432 Stephen Franklin	23	1		1			5	3	6			20		20					
433 Ada Franklin	19		1	1															
434 Crosby Franklin	2	1		1															
435 Jesse Bond	57	1		1			10	2	2			15		20					
436 Reid Bond	29	1		1															
437 Sophia Bond	57		1	1															
438 Allisman Bond	14	1		1															
439 Missie Bond	7		1	1															
440 Joseph Humma	35	1		1			4	11	10			5		10					
441 Rosa Ann Homma	28		1	1															
442 Agnes Homma	14		1	1															
443 Lucinda <del>McClure</del>	14		1	1															
444 David Jerry	5	1		1															
445 Sampson Jerry	7	1		1															
446 Lottie Homma	4		1	1															
447 Thomas Wade	18	1		1															
448 Rosa Ann Homma	8		1	1															
449 Gillin Washington	15		1	1															
450 Impson Hokabe.	24	1		1															
451 Loman Choates	32	1		1			2	2				13							
TOTALS		16	14	30			25	22	24			43		50					



66 Census of *Atoka* County,

Choctaw Nation, 1885

NAMES.	DESCRIPTION OF PERSONS.						OCCUPATION.	LAND.		LIVE STOCK.						AGRICULTURAL PRODUCTS.				MISCELLANEOUS.
	AGE.	Male.	Female.	Indian.	White.	Colored.		Acres under Cultivation.	No. of Horses.	No. of Mules.	No. of Cattle.	No. of Sheep.	No. of Goats.	No. of Hogs.	No. Bales of Cotton.	No. Bushels of Corn.	No. Bushels of Wheat.	No. Bushels of Oats.	OTHER INFORMATION.	
452 Mary Leheates	20		1	1																
453 Johnson Prager	22	1			1		20	2					12							
454 Anna Leader Jr	28		1	1																
455 Anna Leader Jr	14		1	1																
456 Petman Anderson	24	1			1		9	6		2		20		50						
457 Molly Ann Anderson	20		1	1																
458 Isabelle Anderson	1		1	1																
459 Louisa Anderson	32		1	1																
460 Calvin Kanimotable	2	1			1															
461 Nancy Peter	40		1	1																
462 Alexander Peter	9	1			1															
463 Margaret Miller	16		1	1																
464 James Jerry	67	1			1		20	7	36			100		120						
465 Sally Jerry	55		1	1																
466 Sinai Jerry	15		1	1																
467 Esau Jerry	10	1			1															
468 Albert Jackson	31	1			1		6	2	2			10		80						
469 Lylie Jackson	28		1	1																
470 Vina Jackson	4		1	1																
471 Alice Jackson	2		1	1																
472 Sallyann Hunterbee	8		1	1																
473 Forbis Folsom	22	1			1		2	1				15		10						
474 Lykie Folsom	18		1	1																
475 Simon Folsom	5	1			1															
476 Simon Folsom	45	1			1		7					50								
477 Mollie Folsom	14	1			1															
478 Aaron Folsom	23	1			1		2	1				12		12						
479 Margarette Folsom	19		1	1																
480 Isaac Folsom	4	1			1															
481 Lucy Folsom	1		1	1																
TOTALS		13	17	30			62	19	38	2		219		272						



17 Census of *Atoka* County,

Choctaw Nation, 1885

NAMES.	DESCRIPTION OF PERSONS.						OCCUPATION.	LAND.		LIVE STOCK.						AGRICULTURAL PRODUCTS.				MISCELLANEOUS.
	AGE.	Male.	Female.	Indian.	White.	Colored.		Acres under Cultivation.	No. of Horses.	No. of Mules.	No. of Cattle.	No. of Sheep.	No. of Goats.	No. of Hogs.	No. Bales of Cotton.	No. Bushels of Corn.	No. Bushels of Wheat.	No. Bushels of Oats.	OTHER INFORMATION.	
482 Betsy Clay	43		1	1			1	3					10							
483 Leticia Clay	25		1	1																
484 Henry Clay	17	1		1																
485 Joseph Clay	12	1		1																
486 Robert Holom	2	1		1																
487 James Washington Vail	48	1			1		20	6	45			12		300					citizen by marriage	
488 Francis Holom Vail	28		1	1																
489 Millie A. Vail	12		1	1																
490 James Vail	9	1		1																
491 Willie E Vail	7	1		1																
492 Charles C. Vail	3	1		1																
493 Henry Laflore	45	1		1			20	4	75			100								
494 Henry Hodges	4	1		1																
495 Seely McCurtain	11		1	1																
496 Artemichia Frazier	65		1	1			40	50	100	75		300		100					Chickasaw Descent	
497 Walter King	15	1		1																
498 William Billy	12	1		1																
499 Susan Frazier	27		1	1				6	2			15								
500 Amanda Frazier	4		1	1																
501 Thompson Frazier	3	1		1																
502 Impson Frazier	10	1		1																
503 Rosa Hanley	18		1	1																
504 Joseph Hanley	2	1		1																
505 Nancy Frazier	30		1	1																
506 Silvia Frazier	5		1	1																
507 Marion Limer	35	1			1		3	2	2			15		100					citizen by marriage	
508 Catherine Limer	30		1	1																
509 David Lawrence	22	1		1			30	6	15					60						
510 Elva Lawrence	25		1	1																
511 Elsie Collins	8		1	1																
TOTALS		16	14	28	2		111	78	239	75		452		560						



NAMES.	DESCRIPTION OF PERSONS.						OCCUPATION.	LAND.		LIVE STOCK.						AGRICULTURAL PRODUCTS.				MISCELLANEOUS.
	AGE.	Male.	Female.	Indian.	White.	Colored.		Acres under Cultivation.	No. of Horses.	No. of Mules.	No. of Cattle.	No. of Sheep.	No. of Goats.	No. of Hogs.	No. Bales of Cotton.	No. Bushels of Corn.	No. Bushels of Wheat.	No. Bushels of Oats.	OTHER INFORMATION.	
512	Alton Collins	5	1		1															
513	Visa Peter	20			1	1														
514	Perilee Jones Morgan	38			1	1													Chosen by marriage	
515	by Jones	17	1		1														to Alexander Jones, then	
516	Henry M'Gee	12	1		1														to Morgan before changing	
517	John W. Morgan	5	1		1														the laws	
518	Hester Morgan	3			1	1													Doubtful citizen	
519	William Morgan	35	1		1															
520	Alexander Jones	15	1		1															
521	Lafayette Barnette	25	1			1														
522	Ellen Barnette	21			1	1														
523	Green Wesley	22	1		1		4	10	10			30		40						
524	Mary Wesley	21			1	1														
525	Benjamin Wesley	6	1		1															
526	Stephen Wesley	13	1		1															
527	Caroline Wesley	18			1	1														
528	Martha Wesley	8			1	1														
529	Jackson Wesley	12	1		1															
530	Betsy Wesley	48			1	1														
531	Wise Jackson	30			1	1	3	5	4			50		60						
532	Elian Hunterbee	10			1	1														
533	Gibson Lakna	30	1		1								5							
534	Betsy Lakna	40			1	1														
535	John Fekna	49	1		1		1	1				15								
536	Rhebe Fekna	20			1	1														
537	Cephus Gibson	20	1		1		20	4	1	25		150		60						
538	Jincy Gibson	22			1	1														
539	Wesley Gibson	6	1		1															
540	Mary Gibson	45			1	1														
541	Emma Gibson	15			1	1														
TOTALS			15	15	25	5		28	20	1	39		250		160					



DESCRIPTION OF PERSONS.								LAND.	LIVE STOCK.						AGRICULTURAL PRODUCTS.				MISCELLANEOUS.
NAMES.	AGE.	Male.	Female.	Indian.	White.	Colored.	OCCUPATION.	Acres under Cultivation.	No. of Horses.	No. of Mules.	No. of Cattle.	No. of Sheep.	No. of Goats.	No. of Hogs.	No. Bales of Cotton.	No. Bushels of Corn.	No. Bushels of Wheat.	No. Bushels of Oats.	OTHER INFORMATION.
542 Allen Gibson	18	1		1															
543 Alfred Benjamin	21	1		1				2						4					
544 Sophia Benjamin	16		1	1															
545 Wilman James	13	1		1															
546 Samuel Holson	30	1		1															
547 Jane Holson	25		1	1															
548 Mary Holson	16		1	1															
549 Reubin Colbert	12	1		1															
550 Gushman Holson	7	1		1															
551 Patterson Holson	2	1		1															
552 James Gibson	70	1		1															
553 Rebecca Gibson	18		1	1															
554 Robert Hornum	15	1		1															
555 George Underwood	40	1	1	1				5	5				40						Chick asw.
556 Moriah Underwood	35		1	1															
557 Bessie Underwood	8		1	1															
558 Mary Ann	20		1	1															
559 James Leader	33	1		1				35	4	150	12		200		300				
560 J. Shilinda Leader	20		1	1															
561 Alice Leader	8		1	1															
562 Joseph Leader	6	1		1															
563 Otis Leader	4	1		1															
564 Louisa Jones	35		1	1				3	3										
565 Nancy Jones	15		1	1															
566 Amanda Jones	12		1	1															
567 Lucy Bull Sr.	35		1	1															
568 Lucy Bull Jr.	1		1	1															
569 John Lewis	50	1		1				5	3				30		20				
570 Hallieha Lewis	30		1	1															
571 Sharreeche Lewis	15		1	1															
TOTALS		14	16	30				45	15	150	12		274		320				



NAMES.	AGE.	DESCRIPTION OF PERSONS.					OCCUPATION.	LAND. Acres under Cultivation.	LIVE STOCK.						AGRICULTURAL PRODUCTS.			MISCELLANEOUS. OTHER INFORMATION.	
		Male.	Female.	Indian.	White.	Colored.			No. of Horses.	No. of Mules.	No. of Cattle.	No. of Sheep.	No. of Goats.	No. of Hogs.	No. Bales of Cotton.	No. Bushels of Corn.	No. Bushels of Wheat.		No. Bushels of Oats.
572 Ellen Lewis	10		1	1															
573 Thomas Lewis	1	1																	
574 Edmund Williams	29	1		1			4	2					10						
575 Julia Williams	30		1	1															
576 Robert William	10	1		1															
577 Isom William	1	1		1															
578 Jefferson Perry	23	1		1				4											
579 Isom James	45	1		1															
580 Oloena James	46		1	1															
581 Jincy James	10		1	1															
582 Francis James	8		1	1															
583 Bertie James	13	1		1															
584 Zeno	15	1		1															
585 William	16	1		1															
586 Gibson Haklotabe	35	1		1															
587 Nancy Haklotabe	20		1	1															
588 Emily Haklotabe	1		1	1															
589 Arden Billy	12	1		1															
590 Louisa Butler	50		1		1		6	15	14			100							freeborn colored
591 Kelija Robert	40		1	1															Chick asan
592 Alice Robert	18		1	1															"
593 Lena Robert	16		1	1															"
594 Wilson Robert	14	1		1															"
595 Impson Robert	12	1		1															"
596 Isabelle Robert	10		1	1															"
597 Martin Charleston	37	1		1			4	5	14			30	50						Choctaw by blood
598 Susan Charleston	35		1	1															
599 Mary Ann Charleston	7		1	1															
600 Emily Charleston	4		1	1															
601 Timothy Charleston	2	1		1															
TOTALS		15	15	29	1		14	26	28			140	50						





77 Census of *Aloka* County,

Choctaw Nation, 1885.

NAMES.	DESCRIPTION OF PERSONS.						OCCUPATION.	LAND.	LIVE STOCK.						AGRICULTURAL PRODUCTS.				MISCELLANEOUS.
	AGE.	Male.	Female.	Indian.	White.	Colored.		Acres under Cultivation.	No. of Horses.	No. of Mules.	No. of Cattle.	No. of Sheep.	No. of Goats.	No. of Hogs.	No. Bales of Cotton.	No. Bushels of Corn.	No. Bushels of Wheat.	No. Bushels of Oats.	OTHER INFORMATION
602 Stanton Frazier	35	1		1			Farmer	2	1				10						
603 Betsie Frazier	30		1	1															
604 Peter Frazier	4	1		1															
605 Amos Frazier	2	1		1															
606 Stanton Frazier Jr	<sup>m</sup> 1	1		1															
607 Solomon Frazier	19	1		1															
608 Emily Beloin	15		1	1															
609 Lewis Benton	24	1		1				15	4	1	5		60		85				Chick as an
610 Francis Benton	23		1	1															
611 Eliza Benton	4		1	1															
612 Nora Benton	1		1	1															
613 James Benton	50	1		1				20	10		45		100		30				
614 Jincy Benton	45		1	1															
615 Maggie Benton	6		1	1															
616 Mary Benton	4		1	1															
617 Jefferson Denton	22	1		1															
618 Harris Bostush	30	1		1				4											
619 Susan Bostush	40		1	1															
620 Susan Bostush Jr.	5		1	1															
621 Simpson Willis	46	1		1				3					15						
622 Phebe Willis	30		1	1															
623 Simon Willis	<sup>mo</sup> 10	1		1															
624 Booker James	65	1		1				30	5	1	700	14		5	300				
625 Martha James	60		1	1															
626 Alice James	17		1	1															
627 Abel James	16	1		1															
628 Robinson James	23	1		1															
629 James D. Davis	57	1			1			75	75	3	100		250		300		250		citizen by marriage
630 Rhoda Lenina Davis	32		1		1														
631 Alonzo Davis	20	1		1															
TOTALS		16	14	28	2			149	95	5	850	14	435	5	715		250		



NAMES.	AGE.	DESCRIPTION OF PERSONS.					OCCUPATION.	LAND.	LIVE STOCK.					AGRICULTURAL PRODUCTS.			MISCELLANEOUS.		
		Male.	Female.	Indian.	White.	Colored.		Acres under Cultivation.	No. of Horses.	No. of Mules.	No. of Cattle.	No. of Sheep.	No. of Goats.	No. of Hogs.	No. Bales of Cotton.	No. Bushels of Corn.	No. Bushels of Wheat.	No. Bushels of Oats.	OTHER INFORMATION.
632	Lolara Davis	15	1	1															
633	Robert Davis	14	1	1															
634	Claud Joseph Davis twin	6	1	1															
635	Clarence T. Davis twin	6	1	1															
636	Wanda Levina Davis	3	1	1															
637	Joseph R. Plummer	52	1	1				5											Citizen by adoption
638	Mary S. Plummer	48	1	1	1														
639	John E. Plummer	14	1	1															
640	Hannie Gertrude Rabb	2	1	1															
641	Atton A. Plato	36	1	1	1			8	3	4		15							Citizen Doubtful marriage
642	Cynthia Plato	18	1	1															
643	Charles Plato	10	1	1															
644	Lula Plato	8	1	1															
645	Samuel Shelby	30	1	1	1														
646	Rebecca Shelby	28	1	1															
647	Ella Shelby	8	1	1															
648	Rosa Lee Brown	31	1	1															Freeborn Colored family of Thomas Brown
649	Jackson Brown	9	1	1															do do
650	James M Brown	2	1	1															
651	Jay Gould Brown	6	1	1															
652	Hannah Thomas	55	1	1	1														
653	Marsden	19	1	1															
654	Marian Brown	42	1	1	1														
655	Leader Burnie Brown	17	1	1															
656	Ida Brown	8	1	1															
657	Caratha Brown	7	1	1															
658	Albert Brown	5	1	1															
659	Joanna Black	21	1	1															
660	Maggie A Black	2	1	1															
661	Loman Black	8	1	1															
TOTALS		15	15	13	3	14		8	4			15							





Census of *Stoka* County,

Choctaw Nation, 1885

NAMES.	AGE.	DESCRIPTION OF PERSONS.					OCCUPATION.	LAND.	LIVE STOCK.						AGRICULTURAL PRODUCTS.				MISCELLANEOUS.	
		Male.	Female.	Indian.	White.	Colored.		Acres under Cultivation.	No. of Horses.	No. of Mules.	No. of Cattle.	No. of Sheep.	No. of Goats.	No. of Hogs.	No. Bales of Cotton.	No. Bushels of Corn.	No. Bushels of Wheat.	No. Bushels of Oats.	OTHER INFORMATION.	
662	Eli Edward	22	1			1														
663	William Black	30	1		1															Freeborn Colored
664	James Ritter	30	1		1		250	6	1	100				250						Citizen by marriage
665	Narcisse Ritter	40		1	1															Citizen by marriage
666	Josephine Seflone	16		1	1															Freeborn Lady
667	Louis Seflone	14	1		1															Choctaw by blood.
668	Joseph Summers	2	1		1															
669	James P. Collins	38	1		1															
670	Heattie Collins	25		1	1															Citizen by marriage
671	James Collins	4	1		1															
672	George Collins	3	1		1															
673	Obley Collins	6	1		1															
674	A Nichols	54	1		1															
675	Susan M. Nichols	47		1	1															Citizen by marriage
676	Gratie Nichols	19	1		1															Chickasaw
677	Robbie Nichols	12	1		1															
678	Walter Nichols	9	1		1															
679	Daisy Nichols	7		1	1															
680	Lelyde Nichols	8		1	1															
681	Wallace Thompson	50	1		1		20	6	16	4	50		100							Choctaw by blood.
682	Martha Thompson	40		1	1															
683	Eli Thompson	35	1		1															
684	Wilman Thompson	21	1		1															
685	Aaron Thompson	25	1		1															
686	Eliza Ann Thompson	20		1	1															
687	Lina Thompson	8		1	1															
688	Moses Wade	32	1		1		10	15		80										
689	Molsie Wade	30		1	1															
690	Henry Wade	10	1		1															
691	Eastman Wade	3	1		1															
TOTALS		20	10	25	4	1	270	22	1	131	4	130	350							



24 Census of *Aloka* County,

Choctaw Nation, 1885

NAMES.	AGE.	DESCRIPTION OF PERSONS.					OCCUPATION.	LAND.	LIVE STOCK.						AGRICULTURAL PRODUCTS.				MISCELLANEOUS.
		Male.	Female.	Indian.	White.	Colored.		Acres under Cultivation.	No. of Horses.	No. of Mules.	No. of Cattle.	No. of Sheep.	No. of Goats.	No. of Hogs.	No. Bales of Cotton.	No. Bushels of Corn.	No. Bushels of Wheat.	No. Bushels of Oats.	OTHER INFORMATION.
692	Marcis Wilson	25	1		1			12	2		12			20	3	12			
693	Katesie Wilson	22		1	1														
694	Mike Wilson	11	1		1														
695	Thompson Wilson	6	1		1														
696	Winnie Wilson	7		1	1														
697	John M. Hodges	35	1		1			75	6		75			100		400			
698	Matthie Hodges	25		1	1														
699	Ogie Hodges	4	1		1														
700	Joseph Hodges	1	1		1														
701	O. L. Dulany	36	1			1		80	70		400			20		300		300	citizen by marriage
702	M. B. Dulany	34		1	1														
703	William C. York	33	1			1		40	3		12			50					citizen by marriage.
704	S. A. York	25		1	1														
705	M. C. York	6	1		1														
706	L. O. York	5	1		1														
707	M. L. York	3	1		1														
708	C. C. York	1	1		1														
709	John Ward	27	1		1				3		1			25					
710	N. E. Ward	27		1	1														
711	Hennietta Ward	3		1	1														
712	Joseph Ward	1	1		1														
713	Eliza Barker	17		1	1														
714	Seth Barker	1	1		1														
715	Simon Lewis	65	1		1			80	2		2			10	2	150			
716	Ludy Lewis	50		1	1														
717	Joe Lewis	5	1		1														
718	Bicy Lewis	7		1	1														
719	Reuson Lewis	3	1		1														
720	Sampson Lewis	29	1		1			30	3					15	1	120			
721	Susy Lewis	25		1	1														
TOTALS			19	11	28	2		317	89		502			240	6	982		300	



25

Census of *Stoka*

County,


Choctaw Nation, 1885

NAMES.	DESCRIPTION OF PERSONS.						OCCUPATION.	LAND.	LIVE STOCK.						AGRICULTURAL PRODUCTS.				MISCELLANEOUS.
	AGE.	Male.	Female.	Indian.	White.	Colored.		Acres under Cultivation.	No. of Horses.	No. of Mules.	No. of Cattle.	No. of Sheep.	No. of Goats.	No. of Hogs.	No. Bales of Cotton.	No. Bushels of Corn.	No. Bushels of Wheat.	No. Bushels of Oats.	OTHER INFORMATION.
722	<i>Culberson Lewis</i>	4	1		1			#											
723	<i>Mary Lewis</i>	3		1	1														
724	<i>David Sexton</i>	35	1		1			1	3	2			20	2	130				
725	<i>Eliza Sexton</i>	28		1	1														
726	<i>Amazon Sexton</i>	18	1		1														
727	<i>Seely Sexton</i>	10		1	1														
728	<i>Sealy Sexton</i>	3		1	1														
729	<i>Sissy Sexton</i>	1		1	1														
730	<i>Charles Winson</i>	60	1		1														
731	<i>Lucy Wilson</i>	50		1	1														
732	<del><i>Phoebe Barnes</i></del>	<del>4</del>		<del>1</del>	<del>1</del>														
733	<del><i>Hattie Barnes</i></del>	<del>3</del>		<del>1</del>	<del>1</del>														
734	<del><i>Jackson Barnes</i></del>	<del>2</del>	<del>1</del>		<del>1</del>														
735	<i>Nathan Howard</i>	21	1		1														
736	<i>Hanna Howard</i>	17		1	1														
737	<i>Alfred Perry</i>	19	1		1			1	1										
738	<i>Jimson Underwood</i>	40	1		1														
739	<i>Sarah Underwood</i>	25		1	1														
740	<i>Lena Underwood</i>	1		1	1														
741	<i>Alexander Durant</i>	35	1		1			5	2				50	1	100				
742	<i>Amanda Durant</i>	30		1	1														
743	<i>Powell Walter</i>	35	1		1			7	23				20	2	50				
744	<i>Eliza Walter</i>	34		1	1														
745	<i>Silas Jefferson</i>	27	1		1			1					30	1	50				
746	<i>N. C. Jefferson</i>	19		1	1														
747	<i>Mary Jefferson</i>	5		1	1														
748	<i>Francis Buck</i>	25	1		1			36	3	134			150		250				
749	<i>Sophia Buck</i>	18		1	1														
750	<i>Frank H. Wright</i>	25	1		1														
751	<i>Addie Wright</i>	22	1		1														
TOTALS			13	14	27			51	32	136			270	6	580				




J. H. Rice & Sons, Printers and Binders, Fort Scott, Kansas.

NAMES.	AGE.	DESCRIPTION OF PERSONS.					OCCUPATION.	LAND. Acres under Cultivation.	LIVE STOCK.						AGRICULTURAL PRODUCTS.				MISCELLANEOUS. OTHER INFORMATION.
		Male.	Female.	Indian.	White.	Colored.			No. of Horses.	No. of Mules.	No. of Cattle.	No. of Sheep.	No. of Goats.	No. of Hogs.	No. Bales of Cotton.	No. Bushels of Corn.	No. Bushels of Wheat.	No. Bushels of Oats.	
752 Allen Wright	58	1		1				300	40		600			300	5	1500	500	Choctaw by blood. citizen by marriage Choctaw by father side	
753 Harrietta Wright	51		1		1														
754 Mary Wright	22		1	1															
755 Anna Wright	19		1	1															
756 Allen Wright Jr	17	1		1															
757 Clara Wright	15		1	1															
758 Katie Wright	13		1	1															
759 James B Wright	8	1		1															
760 Nellis Hoyubbee	59	1		1			12	5		25	49		20	2	100	25	Choctaw by blood.		
761 Isabella Hoyubbee	45		1	1															
762 Eliza Hoyubbee	4		1	1															
763 John McHardy	40	X		1			25	1	X	10			15	3	200				
764 Salina McHardy	40		1	1															
765 Mollie Forester	20		1	1															
766 Irena O'dair	15		1	1															
767 Francis McHardy	13		1	1															
768 Allen Battiste	31	1		1			25	7					35	7	70				
769 Visie Battiste	25		1	1															
770 Etna Battiste	14		1	1															
771 Ransom Battiste	9	1		1															
772 Cain Battiste	5	1		1															
773 Abel Foster	30	1		1				3											
774 Rebecca Foster	30		1	1															
775 Jerry Ward	16	1		1															
776 Robert Thompson	4	1		1															
777 Sampson Dick	65	1		1			40			10			50	2	100	50			
778 Lucy Dick	65		1	1															
779 Elias James	15	1		1															
780 Joanna James	18	1		1															
781 Martin Dick	37	1		1				15		5	60		60		150				
TOTALS		14	11	24	1		377	70		615	109		445	16	1920	575			





NAMES.	AGE.	DESCRIPTION OF PERSONS.					OCCUPATION.	LAND. Acres under Cultivation.	LIVE STOCK.						AGRICULTURAL PRODUCTS.				MISCELLANEOUS. OTHER INFORMATION.
		Male.	Female.	Indian.	White.	Colored.			No. of Horses.	No. of Mules.	No. of Cattle.	No. of Sheep.	No. of Goats.	No. of Hogs.	No. Bales of Cotton.	No. Bushels of Corn.	No. Bushels of Wheat.	No. Bushels of Oats.	
782 Jenny Dick	37		1	1															
783 Alexander Dick	16	1		1															
784 Jane Dick	14		1	1															
785 John Dick	13	1		1															
786 Sampson Dick	9	1		1															
787 Taylor Dick	4	1		1															
788 Lena Dick	1		1	1															
789 Cressy Dick	35		1	1					4					25					
790 Philia Dick	3		1	1															
791 Johnson Jacon	40	1		1					3					10					
792 Lezerena Jacon	25		1	1															
793 Henry Wilson	50	1		1			11	9		6	16		40	3	50				
794 Louisa Wilson	50		1	1															
795 Henry G. Wilson	23	1		1															
796 Noah Wilson	13	1		1															
797 Annie Wilson	7		1	1															
798 Dixon Byington	31	1		1			10	6					30						
799 Selina Byington	25		1	1															
800 Lesty Byington	3		1	1															
801 Jenny Byington	14	1		1															
802 Stephen Roberts	36	1		1			10	9		4			130	6	15				
803 Maggie Roberts	22		1	1															
804 John Roberts	9	1		1															
805 James Roberts	6	1		1															
806 Henry Roberts	3	1		1															
807 Sibbie Leader	5		1	1															
808 Sloan Bond	31	1		1			8	3		8			100	1	30				
809 Susan Bond	45		1	1															
810 Abram Willis	30	1		1					3										
811 Lou Willis	25		1	1															
TOTALS		16	14	30			39	37		18	16		336	10	95				





Census of *Alaska* County,

Choctaw Nation, 1885

NAMES.	AGE.	DESCRIPTION OF PERSONS.					OCCUPATION.	LAND. Acres under Cultivation.	LIVE STOCK.					AGRICULTURAL PRODUCTS.				MISCELLANEOUS.	
		Male.	Female.	Indian.	White.	Colored.			No. of Horses.	No. of Mules.	No. of Cattle.	No. of Sheep.	No. of Goats.	No. of Hogs.	No. Bales of Cotton.	No. Bushels of Corn.	No. Bushels of Wheat.	No. Bushels of Oats.	OTHER INFORMATION
812 Robert Willis	5	1		1															
813 W.H. Morris	43	1		1			35	15											
814 Lizzy Morris	38		1	1															
815 Anna Morris	13		1	1															
816 Joe Morris	10	1		1															
817 B.F. O. Morris	5	1		1															
818 Belle Morris	3		1	1															
819 Cyrus Kingsbury	26	1			1		150	40	1000		200	10	1800						citizen by adoption.
820 H. Little Page	31		1	1															
821 Lucy Kingsbury	23		1	1															
822 Sampson Robut	28	1		1			30	24	200	3	300		200						Choctaw by blood.
823 Gattie Robuts	30		1	1															
824 Albert Brasheas	33	1		1					5										
825 Jesse Tumbler	42	1		1			5	1			20								
826 Millie Tumbler	25		1	1															
827 Wilson Tumbler	12	1		1															
828 Eliza Fry	22		1	1				1											
829 Aaron Wright	54	1		1			15	3			50		100						
830 Lizzie Wright	20		1	1															
831 Isalom Wright	16	1		1															
832 Cephus Wright	10	1		1															
833 A. Lelle	25	1		1				12	135										
834 Ada Ward	3		1	1			10	5	15		12								
835 Thomas Wright	39	1		1			15	19	15	5	40	2	50						
836 Mary Wright	60		1	1															
837 Mumford Wright	17	1		1															
838 Belie Perry	12		1	1															
839 Dina Perry	21		1	1															
840 Benjamin Carns	30	1		1			5	7	25		100		60						
841 Sarah Carnes	28		1	1															
TOTALS		16	14	27	3		265	127	1395	3	5	622	12	2210					



NAMES.	AGE.	DESCRIPTION OF PERSONS.					OCCUPATION.	LAND.	LIVE STOCK.						AGRICULTURAL PRODUCTS.				MISCELLANEOUS.
		Male.	Female.	Indian.	White.	Colored.		Acres under Cultivation.	No. of Horses.	No. of Mules.	No. of Cattle.	No. of Sheep.	No. of Goats.	No. of Hogs.	No. Bales of Cotton.	No. Bushels of Corn.	No. Bushels of Wheat.	No. Bushels of Oats.	OTHER INFORMATION.
842	Solomon Barnes	6	1		1														
843	Ellen Barnes	11			1														
844	Sains Barnes	1			1														
845	Samuel Cynamonabb	29	1		1								2						
846	Tennessee Cynamonabb	9			1														
847	Phillip Colbert	40	1		1		Farmer	16	5	2			100	100					
848	Eliza Ann Colbert	35			1														
849	Simon Watson	30	1		1			8	1				20	40					
850	Visie Watson	45			1														
851	Samuel Drue	55	1		1			13	6	15	6		70	30		10			
852	Letsie Drue	40			1														
852	Eden Drue	17	1		1														
854	Amanda Drue	13			1														
855	Sally Baylies	32			1														
856	Silvan Baylies	12			1														
857	Silia Baylies	8			1														
858	Lizzie Baylies	5			1														
859	Mary Roberts	4			1														
860	William Thompson	3			1														
861	Nicholas Tally	26	1		1								18						
862	Elsie Tally	28			1														
863	Mary Frasier	35			1				2				2						
864	Isiah Beloin	13	1		1														
865	Leon Colbert	45			1			6	1				20	40					
866	Emily Colbert	45			1														
867	Lucy Carn	26			1			1	1										
868	Ellen Carn	60			1			5		25			35						
869	Nicie Carn	25			1														
870	Elias Soring	24	1		1														
871	Susan Soring	28			1				2				10						
TOTALS		9	21	30				49	18	42	6		277	210		10			






Census of *Aloka* County,

Choctaw Nation, 1885.

NAMES.	AGE.	DESCRIPTION OF PERSONS.					OCCUPATION.	LAND. Acres under Cultivation.	LIVE STOCK.					AGRICULTURAL PRODUCTS.			MISCELLANEOUS.  OTHER INFORMATION.		
		Male.	Female.	Indian.	White.	Colored.			No. of Horses.	No. of Mules.	No. of Cattle.	No. of Sheep.	No. of Goats.	No. of Hogs.	No. Bales of Cotton.	No. Bushels of Corn.		No. Bushels of Wheat.	No. Bushels of Oats.
872 Lake Oshtabbe	40	1		1			Farmer	9	14		11			20		35			
873 Sibbie Oshtubbee	35		1	1															
874 Isom Oshtubbee	4	1		1															
875 Sally Oshtubbee	m 5		1	1															
876 Nelson McCoy	14	1		1															
877 Turlis McCoy	12		1	1															
878 Byington Oshtubbee	19	1		1															
879 Calvin Allison	26	1		1				12	10	1	8			50		40			
880 Sealy Allison	24		1	1															
881 Susanna Billie	14		1	1															
882 Enoch Homma	7	1		1															
883 Lylis Carne	24	1		1				46	16		19			40		350			
884 Phebe Carne	32		1	1															
885 Amanda Carne	7		1	1															
886 Jackson Carne	3	1		1															
887 Adam Christy	24	1		1				8	8					56		30			
888 Jane Christy	75		1	1															
889 Belsie Christy	50		1	1															
890 Sawint abbe	55	1		1										6					
891 David Robinson	8	1		1															
892 Robert Thompson	24	1		1				2	3		2			24		40			
893 Nicy Thompson	24		1	1															
894 Murphal Thompson	4	1		1															
895 Nancy Thompson	m 7		1	1															
896 Ettie Anderson	30	1		1				7	5		3			50		45			
897 McCarson Anderson	6	1		1															
898 Margauette Anderson	27		1	1															
899 Nicy Anderson	4		1	1															
900 Willis Anderson	m 7	1		1															
901 Lyman Billy	29	1		1				1		1				7		5			
TOTALS		19	13	30				85	56	2	43			253		545			



NAMES.	DESCRIPTION OF PERSONS.						OCCUPATION.	LAND.	LIVE STOCK.						AGRICULTURAL PRODUCTS.				MISCELLANEOUS.
	AGE.	Male.	Female.	Indian.	White.	Colored.		Acres under Cultivation.	No. of Horses.	No. of Mules.	No. of Cattle.	No. of Sheep.	No. of Goats.	No. of Hogs.	No. Bales of Cotton.	No. Bushels of Corn.	No. Bushels of Wheat.	No. Bushels of Oats.	OTHER INFORMATION.
902 Visie Billy	26		1	1															
903 Joseph Billy	2	1																	
904 Allen Homma	38	1		1			Farmer	5	4	30			120		25				
905 Rhoda Homma	28		1	1															
906 Phib. Homma	10		1	1															
907 Abel Seflore	30	1		1				10	4	10			40						
908 Cy. Lottie Seflore	28		1	1															
909 Phibe Seflore	10		1	1															
910 Williston Seflore	8	1		1															
911 Amos Eyahambe	38	1		1				13	10	14			25		45				
912 Ponar Eyahambe	30		1	1															
913 Lillian Eyahambe	55		1	1															
914 Willie Eyahambe	20	1		1															
915 Isabella Eyahambe	12		1	1															
916 Daniel Eyahambe	8	1		1															
917 Semily Eyahambe	7		1	1															
918 Joseph Peter	12	1		1															
919 Cephus James	37	1		1					1				20						
920 Sinai James	22		1	1															
921 Sarah James	12		1	1															
922 Thomas James	6	1		1															
923 Sinai James Jr	7		1	1															
924 Silax Barter	30	1		1				2	2				20		10				
925 Lucy Barter	30		1	1															
926 Wesley Durant	4	1		1															
927 Larkie Carne	45		1	1				13	8	29			100	1	100				
928 Eliza Ann Carne	13		1	1															
929 Mary Seflore	4		1	1															
930 Solomon Fletcher	16	1		1					1										
931 Mary Buckskin	26		1	1															
TOTALS		13	17	30				43	30	83			325	1	180				





NAMES.	DESCRIPTION OF PERSONS.						OCCUPATION.	LAND.	LIVE STOCK.						AGRICULTURAL PRODUCTS.				MISCELLANEOUS.
	AGE.	Male.	Female.	Indian.	White.	Colored.		Acres under Cultivation.	No. of Horses.	No. of Mules.	No. of Cattle.	No. of Sheep.	No. of Goats.	No. of Hogs.	No. Bales of Cotton.	No. Bushels of Corn.	No. Bushels of Wheat.	No. Bushels of Oats.	OTHER INFORMATION.
932 Moses Seffore	1	1																	
933 Visie Carne	35		1	1			farmer	30	11	2	19			80					
934 Samuel Barnes	12	1		1															
935 Watkins Seffore	37	1		1				16	7		20	5		100	2	60			
936 Mary Seffore	32		1	1															
937 Jefferson Seffore	14	1		1															
938 Louisan Durant	11		1	1															
939 Sibeany Seffore	1		1	1															
940 Wallace Harkins	26	1		1															
941 Tennessee Harkins	17		1	1															
942 Pekins Barnes	23	1		1				4	5		3			28		25			
943 Winie Carne	28		1	1															
944 Elizabeth Carne	4		1	1															
945 Nancy Carne	2		1	1															
946 Eliza Ann Billy	30		1	1															
947 Charlie Billy	8	1		1															
948 Eastman Aiishe	26	1		1															
949 Molsie Aiishe	24		1	1										45					
950 Mary Aiishe	4		1	1															
951 Morris Nelson	21	1		1															
952 Molly Nelson	26		1	1															
953 Molly Nelson Jr	9		1	1															
954 Benson Cravatt	33	1		1				20			9			150		4			
955 Sibria Cravatt	40		1	1															
956 Susan Cravatt	65		1	1															
957 Anna Cravatt	14		1	1															
958 Emily Wesley	14		1	1															
959 Seclia Cravatt	5		1	1															
960 Joseph Loring	60	1		1				4	1										
961 Selina Loring	14		1	1										20					
TOTALS	70	18	28					74	24	2	51	5		574	3	89			



NAMES.	AGE.	DESCRIPTION OF PERSONS.					OCCUPATION.	LAND.	LIVE STOCK.						AGRICULTURAL PRODUCTS.				MISCELLANEOUS.
		Male.	Female.	Indian.	White.	Colored.		Acres under Cultivation.	No. of Horses.	No. of Mules.	No. of Cattle.	No. of Sheep.	No. of Goats.	No. of Hogs.	No. Bales of Cotton.	No. Bushels of Corn.	No. Bushels of Wheat.	No. Bushels of Oats.	OTHER INFORMATION.
962 Hannah Loring	35		1	1															
963 Allen Loring	26	1		1															
964 Kessie Loring	31		1	1															
965 Cornelius Loring	3	1		1															
966 Lysman Carne	34	1		1		Farmer	50	17	2	100	30		200	1	80				
967 Mylie Carne	34		1	1															
968 Ellis Carne	12	1		1															
969 Lee Hartin	8	1		1															
970 Austin Colbut	22	1		1			2	5					20		30				
971 Lemmie Colbut	26		1	1															
972 Susan Colbut	8		1	1															
973 Aaron Colbut	29	1		1				1											
974 Robinson Chubby	20	1		1															
975 Mary Chubby	45		1	1				4											
976 Sampson Anchahabe	24	1		1				1		2			21						
977 Betsy Anchahabe	23		1	1															
978 Little Anchahabe	mo		1	1															
979 John Bond	46	1		1			2	2					40		40				
980 Mary Bond	40		1	1															
981 Annie Bond	16		1	1															
982 Dixon Bond	11	1		1															
983 Elsie Apatautake	14		1	1															
984 Reuben Durant	25	1		1			3	1					6		20				
985 Sinai Durant	32		1	1															
986 Abner Wood	32	1		1			25	12		60			200		40		25		
987 Maxey Wood	15		1	1															
988 Maggie Wood	6		1	1															
989 Soman Peter	30	1		1															
990 Harrison Wood	9	1		1															
991 Abel Williams	52	1		1			6	3		4			40		20				
TOTALS.		16	14	30			90	46	2	166	30		527	1	220		25		



34 Census of *Alaska* County,

Choctaw Nation, 1885

NAMES.	AGE.	DESCRIPTION OF PERSONS.					OCCUPATION.	LAND.		LIVE STOCK.						AGRICULTURAL PRODUCTS.				MISCELLANEOUS.
		Male.	Female.	Indian.	White.	Colored.		Acres under Cultivation.	No. of Horses.	No. of Mules.	No. of Cattle.	No. of Sheep.	No. of Goats.	No. of Hogs.	No. Bales of Cotton.	No. Bushels of Corn.	No. Bushels of Wheat.	No. Bushels of Oats.	OTHER INFORMATION.	
992	Lilah William	25		1	1															
993	Lilah William Jr	6		1	1															
994	Sam John	40	1		1			12	5						50	80				
995	Elizabeth John	52		1	1															
996	Etna John	17		1	1															
997	Eliza Ann John	15		1	1															
998	Benjamin Lewis	25	1		1															
999	Eliza	32		1	1				2						5					
1000	Martin James	11	1		1															
1001	Visie James	15		1	1															
1002	Albut Thomas	23	1		1			2	13						50	20				
1003	Vinie Thomas	29		1	1															
1004	Pesaholema	40		1	1															
1005	Anna	23		1	1															
1006	Davis Bond	11	1		1															
1007	Lestie Thomas	5		1	1															
1008	William Thomas	2	1		1															
1009	Eliza Thomas	3		1	1															
1010	Stephen Charles	60	1		1			5	2					29	80					
1011	Samuel Willis	22	1		1				3					3						
1012	Copeland Scott	18	1		1									14						
1013	Effa Jeter	30		1	1				1											
1014	Sealon Sexton	50		1	1				1											
1015	Mary Jane	30		1	1				2		2			6						
1016	Martha Phares	50		1	1															
1017	Jackson Phares	13	1		1															
1018	Gidding Baker	25	1		1															
1019	Thomas Moore	45	1		1									25						
1020	Isabella Moore	25		1	1			23	13	1	15	10		40						
1021	Willis Moore	8	1		1															
TOTALS			12	17	29			42	42	1	17	10		228	180					



Census of *Atoka* County,

Choctaw Nation, 1885

NAMES.	AGE.	DESCRIPTION OF PERSONS.					OCCUPATION.	LAND.		LIVE STOCK.					AGRICULTURAL PRODUCTS.				MISCELLANEOUS.	
		Male.	Female.	Indian.	White.	Colored.		Acres under Cultivation.	No. of Horses.	No. of Mules.	No. of Cattle.	No. of Sheep.	No. of Goats.	No. of Hogs.	No. Bales of Cotton.	No. Bushels of Corn.	No. Bushels of Wheat.	No. Bushels of Oats.	OTHER INFORMATION	
1022	<i>Silas Hobbabe</i>	7	1		1															
1023	<i>George W Roberson</i>	32	1		1															
1024	<i>Anna Roberson</i>	17		1	1				3		2				13					<i>citizen by marriage</i>
1025	<i>Henry Davis</i>	33	1		1										50					
1026	<i>Rosa E. Davis</i>	17		1	1															
1027	<i>Carrie Davis</i>	5		1	1															
1028	<i>Alwilda Hodges</i>	22		1	1															
1029	<i>Rhoda Hodges</i>	6		1	1		125	3		11				40		400				
1030	<i>Thomas Hodges</i>	4	1		1															
1031	<i>Merty Hodges</i>	7	1		1															
1032	<i>Vina Collins</i>	12		1	1															
1033	<i>David W. Hodges</i>	26	1		1		25	45		100	115			85		400				
1034	<i>Alice Hodges</i>	26		1	1															
1035	<i>David W. Hodges jr</i>	4	1		1															
1036	<i>Claud Hodges</i>	2	1		1															
1037	<i>H. W. Adams</i>	46	1		1															
1038	<i>Samuel Adams</i>	12	1		1															<i>citizen by marriage</i>
1039	<i>Edmund Adams</i>	10	1		1															
1040	<i>Francis Webster</i>	40	1		1		16	2						15		80				
1041	<i>Elizabeth Webster</i>	40		1	1															
1042	<i>Samuel McSee</i>	35	1		1		17	10						150		30				
1043	<i>Lillie McSee</i>	35		1	1															
1044	<i>Jane McSee</i>	18		1	1															
1045	<i>Josen Lewis</i>	25	1		1		10	4		6				30		10				
1046	<i>Sally Lewis</i>	20		1	1															
1047	<i>Levis Jackson</i>	28	1		1		5	6		4				20						
1048	<i>Betzie Jackson</i>	30		1	1															
1049	<i>William Wesley</i>	60	1		1		5	2			20	2		50						
1050	<i>Liria Wesley</i>	34		1	1															
1051	<i>Charles Wesley</i>	30	1		1															
TOTALS		17	13	28	2		201	75		123	135	2	453		920					1



Census of *Atoka* County,

Choctaw Nation, 1885

NAMES.	AGE.	DESCRIPTION OF PERSONS.					OCCUPATION.	LAND. Acres under Cultivation.	LIVE STOCK.						AGRICULTURAL PRODUCTS.				MISCELLANEOUS. OTHER INFORMATION.
		Male.	Female.	Indian.	White.	Colored.			No. of Horses.	No. of Mules.	No. of Cattle.	No. of Sheep.	No. of Goats.	No. of Hogs.	No. Bales of Cotton.	No. Bushels of Corn.	No. Bushels of Wheat.	No. Bushels of Oats.	
1052 Joseph Lewis	16	1		1															
1053 John King	57	1					7	7						50					
1054 Jessie King	25		1	1															
1055 Nail Johnson	24	1		1				1						12					
1056 Mary Johnson	25		1	1															
1057 Sebill Johnson	11		1	1															
1058 Mercissa Johnson	9		1	1															
1059 Tremar Johnson	6	1		1															
1060 Randan McKee	27	1		1			1												
1061 Mimai McKee	15		1	1															
1062 John Anolatabe	24	1		1				1						10					
1063 Elizabeth Anolatabe	17		1	1															
1064 Henry Anolatabe	10	1		1															
1065 George Benton	20	1		1			2	3		6				10					
1066 Siss Benton	23		1	1															
1067 Carrie Coarne	7		1	1															
1068 Adeline Benton	8		1	1															
1069 Dixon Sexton	33	1		1				6		16				30				35	
1070 Susan Sexton	26		1	1															
1071 Louisa Sexton	12		1	1															
1072 Mary Sexton	9		1	1															
1073 Willis Sexton	7	1		1															
1074 Minnie Sexton	3		1	1															
1075 Frank Sexton	7	1		1															
1076 Silas James	43	1		1			30	12		100	4			150					
1077 Melinda James	42		1	1															
1078 Charles R. James	6	1		1															
1079 Daniel James	4	1		1															
1080 James Anolatabee	40	1		1															
1081 Lottie Anolatabee	60		1	1															
TOTALS		15	15	30			40	30		122	4			262					25



NAMES.	AGE.	DESCRIPTION OF PERSONS.					OCCUPATION.	LAND. Acres under Cultivation.	LIVE STOCK.						AGRICULTURAL PRODUCTS.				MISCELLANEOUS. OTHER INFORMATION	
		Male.	Female.	Indian.	White.	Colored.			No. of Horses.	No. of Mules.	No. of Cattle.	No. of Sheep.	No. of Goats.	No. of Hogs.	No. Bales of Cotton.	No. Bushels of Corn.	No. Bushels of Wheat.	No. Bushels of Oats.		
1082 Charles Keel	55	1		1				20	9		64				100					Choctaw by blood
1083 Larnie Keel	16		1	1																"
1084 Simon Keel	13	1		1																"
1085 Mary Ann Keel	15		1	1																"
1086 Sina Keel	1		1	1																"
1087 Thomas M'Gee	20	1		1																"
1088 Morris M'Gee	24	1		1																"
1089 Anotubbee	60	1		1			12	7		50	16			20						"
1090 Mary Anotubbee	58		1	1																"
1091 Allenton Pusley	14	1		1																"
1092 Roberson Battiente	6	1		1																"
1093 Alexander Crouder	17	1		1																"
1094 Joseph Lewis	19	1		1			8	6						22						"
1095 Colson Palmer	32	1		1			26	32		63	35	13	100							"
1096 Silie Palmer	16		1	1																"
1097 Calvin Palmer	9	1		1																"
1098 Elsie Leader	6		1	1																"
1099 Silas Leader	8	1		1																"
1100 John Dunford	30	1		1			11	80		90			10							"
1101 Susan Dunford	32		1	1																"
1102 Susan Dunford Jr	7		1	1																do
1103 Chaffetabbe	40	1		1			9	5		1			20							"
1104 Mary Chaffetabbe	30		1	1																"
1105 Alfred Chaffetabe	9	1		1																do
1106 Ephraim Chaffetabe	7	1		1																"
1107 Mary Chaffetabe	1		1	1																"
1108 Samuel Jacob	21	1		1																do
1109 Polly Jacob	50		1	1			4	7					40							"
1110 Cozter Tackle	33	1		1				3		2			23							do
1111 Lucy Tackle	30		1	1																do
TOTALS	18	12	30				83	69		250	51	13	335							



Census of *Alto* County,

Choctaw Nation, 1885.

NAMES.	AGE.	DESCRIPTION OF PERSONS.					OCCUPATION.	LAND.	LIVE STOCK.						AGRICULTURAL PRODUCTS.				MISCELLANEOUS.
		Male.	Female.	Indian.	White.	Colored.		Acres under Cultivation.	No. of Horses.	No. of Mules.	No. of Cattle.	No. of Sheep.	No. of Goats.	No. of Hogs.	No. Bales of Cotton.	No. Bushels of Corn.	No. Bushels of Wheat.	No. Bushels of Oats.	OTHER INFORMATION
1112 Kingsbury Wade	5	1		1															
1113 Babe Wade	3		1	1															
1114 John Joseph	13	1		1															
1115 Battist Solomon	20	1		1															
1116 Feblis Solomon	18		1	1			12	7	9	12			5						
1117 Edmund Leader	23	1		1															
1118 Belinda Leader	14		1	1			35	11	19	30			102						
1119 Sallie Davis	28		1	1															
1120 Lilly Hudson	35		1	1															
1121 Chofis Hoalis	16	1		1						5									
1122 Chalis Billy	27	1		1			10	20	22				30						
1123 Susie Billy	30		1	1															
1124 Joseph W. Gue	40	1		1				2					3						5
1125 Selina W. Gue	41		1	1															
1126 Ellis Jackson	38	1		1			8	3											
1127 Patsie Jackson	15		1	1															
1128 Jane Jackson	33		1	1															
1129 Jeani Jackson	30	1		1															
1130 Jackson Durand	30	1		1			20	6	12				30						
1131 Louisiana Durand	38		1	1															
1132 Sun Leader	32	1	1	1			11	25	12				65						
1133 Selina Leader	23		1	1															
1134 Mysie Leader	24		1	1															
1135 Visie Kaminatobe	17	X	1	1															
1136 Robinson Billy	8	1		1															
1137 Louisa Billy	3		1	1															
1138 Babel Wade	21	1		1				1					1						
1139 Simon Billy	28	1		1				4					11						
1140 Silas Lawrence	46	1		1			32	13	13	3			200						
1141 Nelly Lawrence	36		1	1															
TOTALS		15	15	30			121	92	80	115			322						



Census of *Atoka* County,

Choctaw Nation, 1885

NAMES.	DESCRIPTION OF PERSONS.					OCCUPATION.	LAND.		LIVE STOCK.						AGRICULTURAL PRODUCTS.				MISCELLANEOUS.
	AGE.	Male.	Female.	Indian.	White.		Colored.	Acres under Cultivation.	No. of Horses.	No. of Mules.	No. of Cattle.	No. of Sheep.	No. of Goats.	No. of Hogs.	No. Bales of Cotton.	No. Bushels of Corn.	No. Bushels of Wheat.	No. Bushels of Oats.	OTHER INFORMATION
11112 Sinai Pillikata	57		1	1															
11113 Louis Laurence	10		1																
11114 Albert Perkins	11		1																
11115 Emma Laurence	1		1																
11146 Mary Laurence	8		1																
11147 Ribon Wilson	29		1																
11148 Georganna Wilson	28		1				8	2											Choctaw by blood
11149 Morgan Sealy	38		1																
11150 Annie Sealy	35		1				3	2											
11151 Esam Sealy	12		1																
11152 Louisa Sealy	9		1																
11153 Lidia Sealy	7		1																
11154 Lilia Sealy	5		1																
11155 Albert Sealy	14		1																
11156 Liss Gibson	14		1																
11157 Steward Sealy	27		1				3	2											
11158 Lienna Sealy	29		1																
11159 Ellis Gibson	24		1				10	7	1	21									
11160 Selina Gibson	3		1																
11161 Martha Gibson	1		1																
11162 Susan Leader	15		1																
11163 Stephen Hays	34		1				25	8		20									
11164 Chiza Hays	28		1																
11165 Melina Hays	6		1																
11166 Mary Hays	11		1																
11167 Morgan Peter	28		1				4												
11168 Louis Peter	67		1				3	1											
11169 Charles Peter	26		1																
11170 Mary Peter	30		1																
11171 Agnes Gibson	3		1																
TOTALS		11	19	34			60	22	41			20							





Census of *Atoka* County,

Choctaw Nation, 1885

NAMES	DESCRIPTION OF PERSONS						OCCUPATION	LAND		LIVE STOCK						AGRICULTURAL PRODUCTS			MISCELLANEOUS
	AGE	Male	Female	Indian	White	Colored		Acres under Cultivation	No. of Horses	No. of Mules	No. of Cattle	No. of Sheep	No. of Goats	No. of Hogs	No. Bales of Cotton	No. Bushels of Corn	No. Bushels of Wheat	No. Bushels of Oats	OTHER INFORMATION
1172 Thomas Frazier	13	1																	
1173 Micia Saunter	5		1	1															Cherokee by blood
1174 Simon Peter	38	1																	
1175 Sabel Peter	30		1	1			2	8		11				25					
1176 Nancy Peter	18		1	1															
1177 John Peter	8	1																	
1178 David Louis	28	1																	
1179 Susan Louis	25		1	1			24	4					30						
1180 Johnson Louis	11	1																	
1181 Garland Louis	10	1																	
1182 Geo. Louis	14	1																	
1183 Watson Durand	34	1																	
1184 Limesie Durand	26		1	1			6	2					8						
1185 Annie Durand	4		1	1															
1186 Matina Peter	30		1	1															
1187 Selina Peter	18		1	1															
1188 Louisa Edward	6		1	1															
1189 Jefferson Perry	23	1																	
1190 Gustan Cravatte	38	1																	Cherokee by blood
1191 Lena Cravatte	27		1	1			30	3					200						Cherokee by blood
1192 Julia Cravatte	20		1	1															
1193 Silas Tally	43	1					3	2		2									
1194 Scilla Tally	25		1	1										20					
1195 Wilson Tally	3	1																	
1196 Alex James	19	1																	
1197 Mary James	17		1	1															
1198 Simon Dennis	33	1																	
1199 Elsie Dennis	35		1	1			11	6	1	4			35	45					
1200 Nancy Dennis	7		1	1															
1201 Simon Bryan	58	1																	
TOTALS		18	13	30			86	38	6	40			638	100					





Census of *Albany* County,

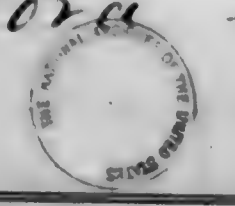
Choctaw Nation, 1885

NAMES.	DESCRIPTION OF PERSONS.						OCCUPATION.	LAND.	LIVE STOCK.						AGRICULTURAL PRODUCTS.				MISCELLANEOUS.
	AGE.	Male.	Female.	Indian.	White.	Colored.		Acres under Cultivation.	No. of Horses.	No. of Mules.	No. of Cattle.	No. of Sheep.	No. of Goats.	No. of Hogs.	No. Bales of Cotton.	No. Bushels of Corn.	No. Bushels of Wheat.	No. Bushels of Oats.	OTHER INFORMATION.
1202 Selina Logan	55		1	1															
1203 Emily Erue	5		1	1															
1204 Charles Brooks	38	1			1		100	1		1			20		150				citizen by marriage
1205 Maryam Brooks	38		1	1															" " "
1206 Emelie Brooks	10		1	1															
1207 Elizabeth Brooks	11		1	1															
1208 Nancy E. Brooks	2		1	1															
1209 Wm Harris	22	1		1															
1210 Euphilet Wright	28	1		1															physician
1211 John Frantz House	29	1			1		3	5					35		40				citizen by marriage
1212 Susan Frantz House	27		1	1															
1213 Noah Frazier	16	1		1															
1214 William Frantz House	27	1			1		10	2					5		35				citizen by marriage
1215 Lucy Frantz house	26		1	1															
1216 Richard Frantz house	7	1		1															
1217 Lucinda Frantz house	5		1	1															
1218 Ida Frantz house	2		1	1															
1219 Susan Frazier	15		1	1															
1220 Joel Leader	25	1		1			3	3					26		40				
1221 Eliza Leader	23		1	1															
1222 Daniel Underwood	57	1		1															
1223 Abraham Underwood	20	1		1															
1224 Abel Frank	30	1		1			5	3		3			27		25				
1225 Elsie Frank	30		1	1															
1226 Leathy Frazier	46	1		1			5	3					15		15				
1227 Wm Frazier	35		1	1															
1228 Thomas Frazier	14	1		1															
1229 Siggian Noabe	14		1	1															
1230 Reubin Morrison	15	1		1															
1231 Elvie Morrison	5		1	1															
TOTALS		14	16	27	3		142	12	11			125		315					



NAMES.	AGE.	DESCRIPTION OF PERSONS.					OCCUPATION.	LAND.		LIVE STOCK.					AGRICULTURAL PRODUCTS.				MISCELLANEOUS.	
		Male.	Female.	Indian.	White.	Colored.		Acres under Cultivation.	No. of Horses.	No. of Mules.	No. of Cattle.	No. of Sheep.	No. of Goats.	No. of Hogs.	No. Bales of Cotton.	No. Bushels of Corn.	No. Bushels of Wheat.	No. Bushels of Oats.	OTHER INFORMATION.	
1232 Thomas Jefferson	25	1		1																
1233 Sally Jefferson	20		1		1															
1234 Joel Binton	35	1	1																	
1235 Nancy Binton	12		1																	
1236 Louisa Binton	2		1		1															
1237 Lizzie Battiest	19		1		1				1	2			10							
1238 John Morrison	40	1			1				2											
1239 Elizabeth Morrison	35		1		1															
1240 Elizabeth Noah	32		1		1			5	5	3			70							
1241 Sarah Noah	6		1		1															
1242 Louisa Turibull	14		1		1															
1243 William Whetting	20	1			1															
1244 Wm Hall	45	1			1															
1245 Solomon Cobb	42	1			1															
1246 Missy Cobb	40		1		1															
1247 Anna Byington	12		1		1															
1248 Leubie Davis	30	1			1															
1249 Rhoda Davis	35		1		1															
1250 Morris Young	35	1			1			12	13	3			30							
1251 Nancy Young	24		1		1															
1252 Joseph Collin	16	1			1															
1253 Josephine Collin	14		1		1															
1254 Frederick Smalfeld	48	1			1			30	18	2	30	5	50	400						integrated by marriage
1255 Ellen Wilson	32		1		1															
1256 Mennie Smalfeld	14		1		1															
1257 Melinda Smalfeld	9		1		1															
1258 Sissie Smalfeld	2		1		1															
1259 Flora Smalfeld	11		1		1															
1260																				
TOTALS		9	17	2	1			47	41	55	8		135	400						

TOTALS









# Choctaw Nation, 1885

LAND.	LIVE STOCK.	AGRICULTURAL PRODUCTS.	MISCELLANEOUS.
-------	-------------	------------------------	----------------

Acres under Cultivation.	No. of Horses.	No. of Mules.	No. of Cattle.	No. of Sheep.	No. of Goats.	No. of Hogs.	No. Bales of Cotton.	No. Bushels of Corn.	No. Bushels of Wheat.	No. Bushels of Oats.	OTHER INFORMATION.
--------------------------	----------------	---------------	----------------	---------------	---------------	--------------	----------------------	----------------------	-----------------------	----------------------	--------------------

*The Census of Jacks Fork County  
of the 3<sup>rd</sup> Judicial District Choctaw  
Nation taken in 1885.*

25795	INDIAN OFFICE.	1886
	Incls: No. <input checked="" type="checkbox"/>	



Census of *Fatch Fork* County,

Choctaw Nation, 1885

NAMES.	DESCRIPTION OF PERSONS.						OCCUPATION.	LAND.		LIVE STOCK.					AGRICULTURAL PRODUCTS.			MISCELLANEOUS.	
	AGE.	Male.	Female.	Indian.	White.	Colored.		Acres under Cultivation.	No. of Horses.	No. of Mules.	No. of Cattle.	No. of Sheep.	No. of Goats.	No. of Hogs.	No. Bales of Cotton.	No. Bushels of Corn.	No. Bushels of Wheat.	No. Bushels of Oats.	OTHER INFORMATION.
1 Gabriel Nelson	36	1		1			Farmer	36	5		30	2	250		150				
2 Nancy Nelson	37		1	1															
3 Gellin Nelson	16		1	1															
4 Susan Nelson	14		1	1															
5 Wm Nelson	3	1		1															
6 Betty Nelson	2		1	1															
7 Wilson Nelson	7	1		1															
8 Sarlinn Hornma	26	1		1															
9 Inlaema	70		1	1				6						10					
10 Mary Hornma	30		1	1															
11 Dilila Hornma	17		1	1															
12 Charles Watson	4	1		1															
13 Thompson Watson	3	1		1															
14 James Ashford	24	1		1				8		12			75						
15 Isabelle Ashford	19		1	1															
16 Nora G. Ashford	2		1	1															
17 Frank P. Ashford	3	1		1															
18 Gording Nelson	48	1		1				20	5		24		80		250				
19 Wulsy Nelson	45		1	1															
20 Stephen Nelson	26	1		1															
21 Eden Nelson	13	1		1															
22 Rhoda Nelson	14		1	1															
23 Alex Holma	29	1		1															
24 Anna Holma	22		1	1															
25 Hampson Holma	2	1		1															
26 Reubin James	25	1		1				1					15						
27 Louisa James	34		1	1															
28 Ellinton Robinson	24	1		1															
29 Sylvester James	24	1		1															
30 Stephen Holston	45	1		1				12	16		25	25	40		60				
31 Jocie Holston	44		1	1															
TOTALS		17	14	31				69	40		91	95	460		470				



Census of *Jacks Fork* County,

Choctaw Nation, 1885

NAMES.	DESCRIPTION OF PERSONS.						OCCUPATION.	LAND.		LIVE STOCK.					AGRICULTURAL PRODUCTS.			MISCELLANEOUS.	
	AGE.	Male.	Female.	Indian.	White.	Colored.		Acres under Cultivation.	No. of Horses.	No. of Mules.	No. of Cattle.	No. of Sheep.	No. of Goats.	No. of Hogs.	No. Bales of Cotton.	No. Bushels of Corn.	No. Bushels of Wheat.	No. Bushels of Oats.	OTHER INFORMATION.
32 Tennessee Holston	11		1	1															
33 Myrtle Holston	16		1	1															
34 Willie Holston	11		1	1															
35 Bessie Holston	12		1	1															
36 Linnie Holston	24		1	1															
37 Visie Billy	1		1	1															
38 Allen Frazier	22	1		1															
39 Delilah Frazier	18		1	1															
40 Jackson Frazier	7	1		1															
41 Nicholas Frazier	5	1		1															
42 Sbbie Frazier	11		1	1															
43 Ellwill Silister	22	1		1			1					8							
44 Enay Silister	3		1	1															
45 Schoyo Silister	30		1	1															
46 Mitchell Bettist	18	1		1			1	5	3										
47 Charles Elopintobe	10	1		1															
48 Sarah Bettist	20		1	1															
49 Lizzie Bettist	19		1	1															
50 Samuel Wesley	12	1		1															
51 Grayham Anderson	37	1		1			10	3				10		150					
52 Louisaanna Anderson	37		1	1			1												
53 Lizzie Anderson	12		1	1															
54 Harrison Anderson	8	1		1															
55 Linnie Anderson	5		1	1															
56 Jane Anderson	11		1	1															
57 Sarah Anderson	1	1		1															
58 Hagan Benjamin	34	1		1				2							140				
59 Selina Benjamin	11		1	1															
60 Ischell Noah	38		1	1			4	2				2		20					
61 Elizabeth Noah	17		1	1															
TOTALS		11	19	31			16	12	3			20		210					



3- Census of *Jacks River* County,

Choctaw Nation, 1885

NAMES	AGE	DESCRIPTION OF PERSONS					OCCUPATION	LAND		LIVE STOCK					AGRICULTURAL PRODUCTS				MISCELLANEOUS
		Male	Female	Indian	White	Colored		Acres under Cultivation	No. of Horses	No. of Cattle	No. of Sheep	No. of Goats	No. of Hogs	No. Bales of Cotton	No. Bushels of Corn	No. Bushels of Wheat	No. Bushels of Oats	OTHER INFORMATION	
62 Sisty Noah	15		/	/															
63 Francis Noah	14		/	/															
64 Lydie Noah	15		/	/															
65 Solomon Morrison	24	/		/			Farmer	6	1	1			10						
66 Dyahema Morrison	40		/	/															
67 Similies Morrison	3		/	/															
68 Molly Peter	22		/	/				7	2				6		35				
69 Silina Peter	5		/	/															
70 Lelia Peter	3		/	/															
71 Sampson Perry	42	/		/				9	3	2			6		50				
72 Eliza Perry	30		/	/															
73 Esther Ward	8	x	/	/															
74 Sally Ward	11		/	/															
75 Josiah Impson	61	/		/				25	14	8	15		50		350				
76 Lottie Impson	45		/	/															
77 Greenwood Tolson	27	/		/															
78 Elsie Impson	9		/	/															
79 John Perry	13	/		/															
80 Allie Impson	5		/	/															
81 Nelson Impson	3	/		/															
82 Isaac J. Impson	26	/		/				4	2	5			20						
83 Milvina Impson	23		/	/															
84 Spier B. Impson	1	/		/															
85 Louis Ward Cabb	35	/		/				4	10	10	10		10						
86 Harriet Cabb	29		/	/															
87 Willie Impson	19	/		/															
88 Dennis Impson	17	/		/															
89 Milton Tolson	35	/		/				14	5	14			70	1	100				
90 Edna Tolson	25		/	/															
91 Eastman Cole	13	/		/															
TOTALS		13	17	30				69	40	76	25		202	1	535				



Census of *Jacks* ~~Port~~ County,

Choctaw Nation, 1885.

NAMES.	AGE.	DESCRIPTION OF PERSONS.					OCCUPATION.	LAND.		LIVE STOCK.					AGRICULTURAL PRODUCTS.				MISCELLANEOUS.
		Male.	Female.	Indian.	White.	Colored.		Acres under Cultivation.	No. of Horses.	No. of Mules.	No. of Cattle.	No. of Sheep.	No. of Goats.	No. of Hogs.	No. Bales of Cotton.	No. Bushels of Corn.	No. Bushels of Wheat.	No. Bushels of Oats.	OTHER INFORMATION.
92 Batison Lewis	35	1		1			Farmer	13	1					40	1	26			
93 Nancy Lewis	16		1	1															
94 Charles Hays	29	1			1			130	4	5				5		100			citizen by marriage Choctaw by blood
95 Mattie Hays	22		1	1															" " "
96 Alexander Hays	3	1		1															" " "
97 Daniel Hays	14	1		1															" " "
98 Joseph Garside	30	1			1			70	12	130	3		200	2	1000				citizen by marriage Indian by blood
99 Mary Garside	25		1	1															" " "
100 Fannie Garside	3		1	1															" " "
101 Benjamin Garside	1	1		1															" " "
102 George Brazier	63	1		1				130	2	3			15	2	300				citizen by marriage Indian by blood
103 Selina Brazier	46		1	1															" " "
104 Jackson Dana	38	1		1				26	9	20			10		200				" " "
105 Louisa Dana	45		1	1															" " "
106 Thomas Dana	17	1		1															" " "
107 Silas Cole	18	1		1															" " "
108 Willin Cravatte	30		1	1															" " "
109 Joseph Cravatte	8	1		1															" " "
110 Silvia Cravatte	10		1	1															" " "
111 Molsie Cravatte	20		1	1															" " "
112 Nancy Cravatte	7		1	1															" " "
113 Simon Patterson	54	1		1				14	21	185			54		35				" " "
114 Mysie Patterson	52		1	1															" " "
115 John Patterson	10	1		1															" " "
116 Martha M <sup>o</sup> Gahue	30		1	1				6		9			100		600		140		citizen by marriage
117 Geo. J. M <sup>o</sup> Gahue	13		1	1															" " "
118 Ida M <sup>o</sup> Gahue	12		1	1															" " "
119 Dora M <sup>o</sup> Gahue	8		1	1															" " "
120 Arthur M <sup>o</sup> Gahue	4	1		1															" " "
121 Walter M <sup>o</sup> Gahue	3	1		1															" " "
TOTALS		15	15	28	2			242	55	356	3		534	5	2220				



Census of *Jackson* County,

Choctaw Nation, 1885

NAMES.	AGE.	DESCRIPTION OF PERSONS.					OCCUPATION.	LAND.		LIVE STOCK.					AGRICULTURAL PRODUCTS.				MISCELLANEOUS.
		Male.	Female.	Indian.	White.	Colored.		Acres under Cultivation.	No. of Horses.	No. of Mules.	No. of Cattle.	No. of Sheep.	No. of Goats.	No. of Hogs.	No. Bales of Cotton.	No. Bushels of Corn.	No. Bushels of Wheat.	No. Bushels of Oats.	OTHER INFORMATION.
122 Erniek McChahai	8	1		1															Indian by mother side
123 Arlington Morrison	25	1		1		Farmer	6	1											Choctaw by blood
124 Francis Morrison	35		1	1															" " "
125 Alice Welch	7		1	1															" " "
126 Susan Morrison	4		1	1															" " "
127 Taylor Morrison	1	1		1															" " "
128 Elles H. Carne	28	1		1			8	1	12			25		125					" " "
127 Lizzie Carne	24		1	1															" " "
130 Julius Carne	3	1		1															" " "
131 Amanda Carne	1		1	1															" " "
132 James Willis	10	1		1															" " "
133 Simpson Byington	24	1		1															" " "
134 Harris Carne	55	1		1		"	12	20	150	20		60		100					" " "
135 Piety Carne	46		1	1															" " "
136 Rebecca Carne	13		1	1															" " "
137 Elsie Ceravath	21		1	1															" " "
138 Lena Ceravath	30		1	1															" " "
139 Gillin Jones	16		1	1															" " "
140 Simeon Jones	12	1		1															" " "
141 James Carne	12	1		1															" " "
142 Reubin Anderson	76	1		1		"	30	14	7	150	31	29		50					" " "
143 Mattie Anderson	76		1	1															" " "
144 Jacob Anderson	7	1		1															" " "
145 Bradley Baker	8	1		1															" " "
146 Wallace Byington	50	1		1			6	3	6			35		36					" " "
147 Melinda Cage	30		1	1															" " "
148 Jame Colbert	50	1		1															" " "
149 Polson McFee	30	1		1			11	10	25			10							" " "
150 Calie McFee	12		1	1															" " "
151 George McFee	7	1		1															" " "
TOTALS		17	13	80			36	49	2	343	51	209		341					



Census of *Jackson* County,

Choctaw Nation, 1885

NAMES.	DESCRIPTION OF PERSONS.						OCCUPATION.	LAND.		LIVE STOCK.						AGRICULTURAL PRODUCTS.				MISCELLANEOUS.
	AGE.	Male.	Female.	Indian.	White.	Colored.		Acres under Cultivation.	No. of Horses.	No. of Mules.	No. of Cattle.	No. of Sheep.	No. of Goats.	No. of Hogs.	No. Bales of Cotton.	No. Bushels of Corn.	No. Bushels of Wheat.	No. Bushels of Oats.	OTHER INFORMATION.	
152 Anusiah Calvin	30	1		1				3		5			15						Choctaw by blood	
153 Gillin Calvin	30		1	1															" " "	
154 Kirbie Calvin	3	1		1															" " "	
155 Eden Markintobe	40	1		1			6	8					110						" " "	
156 Visie Markintobe	45		1	1															" " "	
157 Benjamin Anderson	17	1		1															" " "	
158 James a Anderson	15	1		1															" " "	
159 Birdie Anderson	3	1		1															" " "	
160 Wilson Markintobe	5	1		1															" " "	
161 Martin Polota	30	1		1				2											" " "	
162 Molsie Polota	28		1	1															" " "	
163 Jane Brown	5		1	1															" " "	
164 Wm Beker	30	1		1															" " "	
165 Betsie Baker	30		1	1															" " "	
166 Ellis McGee	40	1		1				2	16			20							" " "	
167 Susan McGee	20		1	1															" " "	
168 Susan McGee Jr	16		1	1															" " "	
169 William Moore	54	1		1			51	2				100		600					" " "	
170 Mary Moore	60		1	1															" " "	
171 Piety Collins	32		1	1															" " "	
172 Isaac Moore	18	1		1															" " "	
173 Jonah Moore	14	1		1															" " "	
174 Esther Morre	8		1	1															" " "	
175 Yellow James	7	1			1														" " "	
176 Geo. W bell	26	1			1		2	2						50					Free born of Choctaw woman citizen by marriage	
177 Elsie Bell	4		1	1			<del>2</del>	<del>2</del>						<del>50</del>					" " "	
178 Phebie Bell	26		1	1															Indian by blood	
179 Jesse Bell	1	1		1															" " "	
180 Watson Anderson	34	1		1			10	7	2			200		150					" " "	
181 Lucinda Anderson	23		1	1															" " "	
TOTALS		17	12	27	1	1	68	26	23			32		700						



Census of *Jackson* County,

Choctaw Nation, 1883

NAMES.	DESCRIPTION OF PERSONS.						OCCUPATION.	LAND.	LIVE STOCK.						AGRICULTURAL PRODUCTS.			MISCELLANEOUS.	
	AGE.	Male.	Female.	Indian.	White.	Colored.		Acres under Cultivation.	No. of Horses.	No. of Mules.	No. of Cattle.	No. of Sheep.	No. of Goats.	No. of Hogs.	No. Bales of Cotton.	No. Bushels of Corn.	No. Bushels of Wheat.	No. Bushels of Oats.	OTHER INFORMATION.
182 Reizen Anderson	8	1		1															Collected by Blood
183 Andrew J. Anderson	11	1		1															" " "
184 Mattie Anderson	1		1	1															" " "
185 Calvin Anderson	38	1		1			Farmer	11	2				15		100				" " "
186 Lena Anderson	38		1	1															" " "
187 Mary Anderson	14		1	1															" " "
188 Phemie Anderson	6		1	1															" " "
189 Elizabeth Anderson	2		1	1															" " "
190 Julian Anderson	65		1	1			"	1	2	2									" " "
191 Louisa Wall	10		1	1															" " "
192 Selina Anderson	36		1	1			"		9	11	35		10						" " "
193 Austen Moore	15	1		1															" " "
194 Josephine Anderson	7	1		1															" " "
195 Jackman Anderson	5	1		1															" " "
196 Melvina Anderson	1		1	1															" " "
197 William King Sr.	41	1		1			"	50	10	2	500		50						Known as Billy King
198 Sophia King	42		1	1															
199 Sarah King	15		1	1															
200 Eliza Read	17		1	1															
201 William King Jr.	12	1		1															
202 Josephine King	8	1	1	1															
203 Joshua Reid	12	1		1															
204 Wm Colbert	45	1		1			"	2	5						5				Chickasaw
205 Martha Colbert	38		1	1															
206 Ellen Colbert	16	1	1	1															
207 Gibson Colbert	12	1		1															
208 Alexander R. Colbert	10	1		1															
209 Oliver M. Colbert	8	1		1															
210 Edwin Wall	46	1		1			"	3	11				30		20				
211 Agnes Wall	34		1	1															
TOTALS		15	15	80				50	81	522	35		105		125				



NAMES.	AGE.	DESCRIPTION OF PERSONS.					OCCUPATION.	LAND.	LIVE STOCK.						AGRICULTURAL PRODUCTS.				MISCELLANEOUS.
		Male.	Female.	Indian.	White.	Colored.		Acres under Cultivation.	No. of Horses.	No. of Mules.	No. of Cattle.	No. of Sheep.	No. of Goats.	No. of Hogs.	No. Bales of Cotton.	No. Bushels of Corn.	No. Bushels of Wheat.	No. Bushels of Oats.	OTHER INFORMATION.
212 Samuel Wall	13	1		1															Choctaw by blood
213 Sandy Wall	6	1		1															" " "
214 Thomas Wall	4	1		1															" " "
215 Siner Wall	3		1	1															" " "
216 Louis Carue	29	1		1		Farmer				4				10					" " "
217 Sarah Carue	7		1	1															" " "
218 Willie Carue	4		1	1															" " "
219 Elsie Carue	2		1	1															" " "
220 Bertlett Anderson	40	1		1		"	11	2					6				30		" " "
221 Silvia Anderson	50		1	1													3		" " "
222 Norton Anderson	14	1		1															" " "
223 Lena Anderson	7		1	1															" " "
224 Misae Anderson	4		1	1															" " "
225 Sally and Hatabe	30		1	1															" " "
226 Sally Hatabe Jr	1		1	1															" " "
227 Jesse Yotah	30	1		1		"	15	13					100				400		" " "
228 Belsie Yotah	30		1	1															" " "
229 Joshua Yotah	11	1		1															" " "
230 Spenny Folota	14	1		1															" " "
231 Simpson Adkins	15	1		1															" " "
232 Amos Jones	22	1		1															" " "
233 Susan B. Jones	21		1	1															" " "
234 John Carney	25	1		1		"	6		24	25	2		50				325		" " "
235 Isabelle Carney	3		1	1															" " "
236 Rasin Kincaid	26	1		1			4		11										" " "
237 Melina Kincaid	39		1	1															" " "
238 Joel Morris	23	1		1					1										" " "
239 Newais Morris	40		1	1															" " "
240 Susan Morris	12		1	1															" " "
241 Edmund Anderson	50	1		1		"	22	20		40	33	8	30				200		" " "
TOTALS		15	13	30			58	37		69	42	14	190				575		



NAMES.	AGE.	DESCRIPTION OF PERSONS.					OCCUPATION.	LAND.		LIVE STOCK.					AGRICULTURAL PRODUCTS.				MISCELLANEOUS.	
		Male.	Female.	Indian.	White.	Colored.		Acres under Cultivation.	No. of Horses.	No. of Mules.	No. of Cattle.	No. of Sheep.	No. of Goats.	No. of Hogs.	No. Bales of Cotton.	No. Bushels of Corn.	No. Bushels of Wheat.	No. Bushels of Oats.	OTHER INFORMATION.	
242 Nancy Anderson	44		/	/																
243 Steward Anderson	14	/		/																
244 Crawford Anderson	17	/		/																
245 Winnie Anderson	8		/	/																
246 Silas Jones	57	/		/		Farmer	3	5	10				50							
247 Martha Jones	21		/	/																
248 Rennie Jones	2		/	/																
249 James Turner	22	/		/		"	10	6	50				50	120						
250 Silie Turner	50		/	/																
251 Rhoda Turner	6		/	/																
252 Morgan Cole	40	/		/			10	5	20				20	1	50					
253 Charles S. Cole	2	/		/																
254 James Hudson	38	/		/		"	18	4	20				20	60						
255 Mary Jane Cole	30		/	/																
256 Rebecca Hudson	17		/	/																
257 Wilson Hudson	14	/		/																
258 Insi Hudson	12		/	/																
259 Selina Hudson	10		/	/																
260 Elizabeth Hudson	8		/	/																
261 Leberon Hudson	14	/		/																
262 Allen Cole	34	/		/																
263 Selina Cole	20		/	/																
264 Alicia Campbell	40		/	/			1	1												
265 Daniel Miller	30	/		/				4					20							
266 Sally Miller	28		/	/																
267 Havis Miller	6	/		/																
268 Alexon McCarson	35	/		/			2						14							
269 Phemie McCarson	28		/	/																
270 John McCarson	9	/		/																
271 Sibbie Hudson	24		/	/																
TOTALS		14	16	30			44	25	102				176	1	260					

*Choctaw by blood*





Census of *Jacks Fork* County,

Choctaw Nation, 1885

NAMES.	DESCRIPTION OF PERSONS.						OCCUPATION.	LAND.	LIVE STOCK.						AGRICULTURAL PRODUCTS.				MISCELLANEOUS.
	AGE.	Male.	Female.	Indian.	White.	Colored.		Acres under Cultivation.	No. of Horses.	No. of Mules.	No. of Cattle.	No. of Sheep.	No. of Goats.	No. of Hogs.	No. Bales of Cotton.	No. Bushels of Corn.	No. Bushels of Wheat.	No. Bushels of Oats.	OTHER INFORMATION.
<i>Wm John</i>	30	1																	
272 <i>Lyman Simpity</i>	42	1					20	3					35						
273 <i>Wancy Simpity</i>	38						12	7											<i>Choctaw by blood</i>
274 <i>James Simpity</i>	14																		" " "
275 <i>Marlin Simpity</i>	8																		" " "
276 <i>Susan Simpity</i>	3																		" " "
277 <i>Lewelle Simpity</i>	6																		" " "
278 <i>Julia Durant</i>	45						10	1					22		8				" " "
279 <i>Josen Battiest</i>	44						10	2					7		30				" " "
280 <i>Isabelle Battiest</i>	35																		" " "
281 <i>Wm Fletcher</i>	34						12	10		40	30		50		40				" " "
282 <i>Oliver Fletcher</i>	32																		" " "
283 <i>Amanda Fletcher</i>	15																		" " "
284 <i>Emeline Fletcher</i>	10																		" " "
285 <i>Joseph Fletcher</i>	2																		" " "
286 <i>Barnette Fletcher</i>	1																		" " "
287 <i>Noel Harrison</i>	25																		" " "
288 <i>Susan Harrison</i>	30																		" " "
289 <i>Cullin Fletcher</i>	45																		" " "
290 <i>Lucinda Fletcher</i>	13																		" " "
291 <i>Amos Harrison</i>	6																		" " "
292 <i>James Harrison</i>	2																		" " "
293 <i>Sophia Harrison</i>	3																		" " "
294 <i>Martin Fisher</i>	47																		<i>Merchant &amp; Stockman</i>
295 <i>Arion Peter</i>	28						7	6					10		5				<i>Choctaw by marriage</i>
296 <i>Lizzie Peter</i>	18																		<i>Choctaw by blood</i>
297 <i>Ananda Peter</i>	7																		" " "
298 <i>Edward Frazier</i>	27						9	2					12		10				" " "
299 <i>Visa Frazier</i>	26																		" " "
300 <i>Sarah Frazier</i>	5																		" " "
301 <i>Susan Frazier</i>	2																		" " "
TOTALS		15	16	29	1		90	31	48	30		136		93					



NAMES.	DESCRIPTION OF PERSONS.					OCCUPATION.	LAND.	LIVE STOCK.					AGRICULTURAL PRODUCTS.				MISCELLANEOUS.		
	AGE.	Male.	Female.	Indian.	White.		Colored.	Acres under Cultivation.	No. of Horses.	No. of Mules.	No. of Cattle.	No. of Sheep.	No. of Goats.	No. of Hogs.	No. Bales of Cotton.	No. Bushels of Corn.	No. Bushels of Wheat.	No. Bushels of Oats.	OTHER INFORMATION.
303 Sophia John	19		1	1															
304 Geo John	8		1	1															
305 Ida John	1		1	1															
306 Lizzie John	40		1	1															
307 Henry John	14		1	1															
308 Albert John	12		1	1															
309 Wm Simpson	63		1	1		Stockman & Farmer	50	8	115	80		50							
310 Louisa Simpson	50		1	1															
311 Ida Simpson	4		1	1															
312 Sally Anderson	14		1	1															
313 Danty Anderson	10		1	1															
314 Nicholas Anderson	20		1	1															
315 Lula Penn	40		1	1				2				3		20					
316 Missie Penn	6		1	1															
317 Silas James	25		1	1															
318 Wilson Robert	25		1	1			11	1				3							
319 Tennessee Robert	29		1	1															
320 Lima Robert	4		1	1															
321 Lola Robert	5		1	1															
322 Lizzie Robert	3		1	1															
323 Lilliett Robert	4		1	1															
324 Dixon Lewis	45		1	1			8	8				22							
325 Lucy Lewis	46		1	1															
326 James Lewis	18		1	1															
327 Isabelle Lewis	9		1	1															
328 Jane Lewis	13		1	1															
329 Jacob Lewis	5		1	1															
330 Wallace Benjamin	29		1	1			1	1				15							
331 Vina Benjamin	25		1	1															
332 Ben Benjamin	14		1	1															
TOTALS		14	16	80			106	32	135	98		123		20					

*Ind. by blood*

*" " "*

*" " "*

*" " "*

*" " "*

*" " "*

*" " "*

*" " "*

*" " "*

*" " "*

*" " "*

*" " "*

*" " "*

*" " "*

*" " "*

*" " "*

*" " "*

*" " "*

*" " "*

*" " "*

*" " "*

*" " "*

*" " "*

*" " "*

*" " "*

*" " "*



NAMES.	DESCRIPTION OF PERSONS.						OCCUPATION.	LAND.	LIVE STOCK.						AGRICULTURAL PRODUCTS.				MISCELLANEOUS.
	AGE.	Male.	Female.	Indian.	White.	Colored.		Acres under Cultivation.	No. of Horses.	No. of Mules.	No. of Cattle.	No. of Sheep.	No. of Goats.	No. of Hogs.	No. Bales of Cotton.	No. Bushels of Corn.	No. Bushels of Wheat.	No. Bushels of Oats.	OTHER INFORMATION.
333 Thomas Tapa	34	1					Farmer	3	3										Choctaw by blood
334 Sid Tapa	18		1	1															" " "
335 Visa Tapa	7		1	1															" " "
336 Bartimus Tapa	5		1	1															" " "
337 Joseph Hatabe	30		1	1			"	1	1				2						" " "
338 Molly Hatabe	25		1	1															" " "
339 Lilus Hatabe	2		1	1															" " "
340 Molly Hatabe Jr.	7 <sup>m</sup>		1	1															" " "
341 James Look	60	1					"	2	2				3						" " "
342 Mylie Look	30		1	1															" " "
343 Nana Yoke	60		1	1			"	2					2						" " "
344 Simon Prazier	37	1					"	2					30						" " "
345 Isan Prazier	30		1	1															" " "
346 Katie Prazier	11		1	1															" " "
347 Jessie Prazier	2		1	1															" " "
348 Lynie Prazier	1		1	1															" " "
349 John Gibson	47	1					"	1	2	2									" " "
350 Oklahona Gibson	30		1	1															" " "
351 James Gibson	8		1	1															" " "
352 Mylie Gibson	24		1	1															" " "
353 Lewis Gibson	1		1	1															" " "
354 John Wesley	29	1					"	1	3										" " "
355 Silvia Wesley	20		1	1															" " "
356 Solomon Wesley	18		1	1															" " "
357 Christopher Moore	19	1					"	1		11		8							" " "
358 Lizzie Moore	17		1	1															" " "
359 Jesse Bond	48	1					"	14	3	7	6	45			150				" " "
360 David Bond	15		1	1															" " "
361 Mary Bond	35		1	1															" " "
362 Henry Bond	42		1	1															" " "
TOTALS		15	15	30				27	14	13	6	122			150				



95

Census of *Jackson* County,

Choctaw Nation, 1885

26

NAMES.	DESCRIPTION OF PERSONS.						OCCUPATION.	LAND.	LIVE STOCK.						AGRICULTURAL PRODUCTS.				MISCELLANEOUS.
	AGE.	Male.	Female.	Indian.	White.	Colored.		Acres under Cultivation.	No. of Horses.	No. of Mules.	No. of Cattle.	No. of Sheep.	No. of Goats.	No. of Hogs.	No. Bales of Cotton.	No. Bushels of Corn.	No. Bushels of Wheat.	No. Bushels of Oats.	OTHER INFORMATION
363 Calvin Bond	8	/		/															
364 Cornelius Bond	6	/		/															
365 Edna Bond	3		/	/															
366 Elias Bond	1	/		/															
367 J. G. Hewett	38	/			/		Farmers	35	5	75			150						citizen by marriage Indian by blood
368 Etua Hewett	23		/	/															
369 Mattie Hewett	7		/	/															
370 Louisa Hewett	14		/	/															
371 Mary Hewett	2		/	/															
372 Leman Solomon	48	/		/			"	7	4				20						
373 Mary Solomon	25		/	/															
374 Lucy Solomon	6		/	/															
375 Wm Solomon	4	/		/															
376 John Solomon	1	/	X	/															
377 Levina	32		/	/									13						
378 Ellis Carr	5	/		/															
379 Willis	3	/		/															
380 Amos Carr	1	/		/															
381 Wm Impson Jr	13	/		/						10									with J. C. H.
382 Nathaniel Folsom	54	/		/			"	2	4	9			40	20					
383 Annand Folsom	42		/	/															
384 Fizzie Folsom	14		/	/															
385 Lemuel Folsom	13		/	/															
386 King Folsom	5	/		/															
387 Mary Folsom	2		/	/															
388 Charles Holms	35	/		/			"	1	2					1					
389 Agnis Holms	35		/	/															
390 Edmund Holms	5	/		/															
391 Leeton Noabe	35	/		/			"	13	5	1			14						
392 Mary Noabe	35		/	/															
TOTALS		15	15	29	1			58	14	4	25		137	21					



		DESCRIPTION OF PERSONS.						LAND.	LIVE STOCK.						AGRICULTURAL PRODUCTS.				MISCELLANEOUS.		
NAMES.		AGE.	Male.	Female.	Indian.	White.	Colored.	OCCUPATION.	Acres under Cultivation.	No. of Horses.	No. of Mules.	No. of Cattle.	No. of Sheep.	No. of Goats.	No. of Hogs.	No. Bales of Cotton.	No. Bushels of Corn.	No. Bushels of Wheat.	No. Bushels of Oats.	OTHER INFORMATION	
393	<i>Sinia</i> <i>Woabe</i>	13		/	/																<i>Choctaw by blood</i>
394	<i>Willie</i> <i>Holmes</i>	14	/		/																" " "
395	<i>Isaac R.</i> <i>Holmes</i>	12	/		/																" " "
396	<i>James</i> <i>Woabe</i>	4	/		/																" " "
397	<i>Jincy</i> <i>Woabe</i>	3		/	/																" " "
398	<i>Alfred</i> <i>Woabe</i>	3	/		/																" " "
399	<i>Billy</i> <i>Jones</i>	30	/		/			<i>Farmer</i>	1							8					" " "
400	<i>Phebe</i> <i>Jones</i>	18		/	/																" " "
401	<i>Sarah</i> <i>Jones</i>	1		/	/																" " "
402	<i>Jeanniseh</i>	17	/		/					2											" " "
403	<i>Reubin</i> <i>Cole</i>	25	/		/			"	3	3	2					52					" " "
404	<i>Lilie</i> <i>Colbert</i>	35		/	/					2											" " "
405	<i>Polly</i> <i>Colbert</i>	10		/	/																" " "
406	<i>Lezana</i> <i>Colbert</i>	4		/	/																" " "
407	<i>Charles</i> <i>Colbert</i>	11	/		/																" " "
408	<i>Jane</i>	40		/	/					3				20							" " "
409	<i>Lennil</i> <i>Bacon</i>	19	/		/																" " "
410	<i>Silvia</i> <i>Peter</i>	15		/	/																" " "
411	<i>Jane</i> <i>Latak</i>	15		/	/																" " "
412	<i>Sarah</i> <i>Latak</i>	16		/	/																" " "
413	<i>Moses</i> <i>Boone</i>	49	/		/			"	8	2				1		1					" " "
414	<i>Nancy</i> <i>Boone</i>	40		/	/																" " "
415	<i>Simon</i> <i>Boone</i>	20	/		/																" " "
416	<i>Rezin</i> <i>Boone</i>	16	/		/																" " "
417	<i>Sophia</i> <i>Boone</i>	13		/	/																" " "
418	<i>Eastman</i> <i>Boone</i>	10	/		/																" " "
419	<i>Harrison</i> <i>Boone</i>	5	/		/																" " "
420	<i>Benjamin</i> <i>Murphy</i>	27	/		/			"	11	3	1										" " "
421	<i>Mary</i> <i>Murphy</i>	24		/	/																" " "
422	<i>Josephina</i> <i>Murphy</i>	3		/	/																" " "
TOTALS		<i>Carried forward</i>	15	30					26	15	3			21		59					



Census of *Jacks Fork* County,

Choctaw Nation, 1885

30

NAMES.	DESCRIPTION OF PERSONS.					OCCUPATION.	LAND.	LIVE STOCK.					AGRICULTURAL PRODUCTS.			MISCELLANEOUS.			
	AGE.	Male.	Female.	Indian.	White.		Colored.	Acres under Cultivation.	No. of Horses.	No. of Mules.	No. of Cattle.	No. of Sheep.	No. of Goats.	No. of Hogs.	No. Bales of Cotton.	No. Bushels of Corn.	No. Bushels of Wheat.	No. Bushels of Oats.	OTHER INFORMATION
423 Kateywhite	53	1		1				17		3	5		10		20				Choctaw by blood
424 Jincy	35		1	1															" " "
425 Betie	24		1	1															" " "
426 Linai	18		1	1															" " "
427 Thompson	20	1		1															" " "
428 Wis Bean	13	1		1															" " "
429 Susan	11		1	1															" " "
430 Johnson	6	1		1															" " "
431 Wlton	4	1		1															" " "
432 Lewis	2	1		1															" " "
433 Riman Gable	25	1		1			2	1					10						" " "
434 Johnson	15	1		1															" " "
435 Lizzie	14		1	1															" " "
436 Ha Rowe	55						13	5				30		15					" " "
437 Linai	23		1	1															" " "
438 Henry Frazier	35	1		1			1	2				5							" " "
439 Lucy Frazier	30		1	1															" " "
440 Willie Frazier	11	1		1															" " "
441 Jacob Frazier	4	1		1															" " "
442 Maryann Frazier	7		1	1															" " "
443 Simon	27	1		1			7	2	1			2							" " "
444 Minie	50		1	1															" " "
445 Selian	1		1	1															" " "
446 Billy William	49	1		1			25	4				11		30					" " "
447 Emma William	45		1	1															" " "
448 Joseph William	12	1		1															" " "
449 Ball William	7	1		1															" " "
450 Elizabeth William	6		1	1															" " "
451 Check William	5	1		1															" " "
452 Billy William Jr	4	1		1															" " "
TOTALS		17	12	30			45	14	4			28		65					



Census of *Franklin* County,

Choctaw Nation, 1885

NAMES.	AGE.	DESCRIPTION OF PERSONS.					OCCUPATION.	LAND.		LIVE STOCK.					AGRICULTURAL PRODUCTS.				MISCELLANEOUS.
		Male.	Female.	Indian.	White.	Colored.		Acres under Cultivation.	No. of Horses.	No. of Mules.	No. of Cattle.	No. of Sheep.	No. of Goats.	No. of Hogs.	No. Bales of Cotton.	No. Bushels of Corn.	No. Bushels of Wheat.	No. Bushels of Oats.	OTHER INFORMATION.
453 Isaac Burriss	53	1		1			Farmer	40	2	30	40	40		60					<i>Adoptive by blood</i>
454 Elizabeth Burriss	41		1																" " "
455 Sophia John	12		1																" " "
456 Green McQue	12	1																	" " "
457 Betser Ward	60		1	1					7				10						" " "
458 Lynie Ward	20		1																" " "
459 Elizabeth Ward	14		1																" " "
460 Charles Ward	6	1																	" " "
461 Walton Ward	1	1																	" " "
462 Solomon Baker	51	1					"	4	1				20	200					" " "
463 Maryann Baker	15		1																" " "
464 Robert Baker	4	1																	" " "
465 Wilburn O. Moore	40	1					"	2	4				20	40					" " "
466 Francis Moore	10		1																" " "
467 Elton Moore	3	1																	" " "
468 Andrew Moore	3	1																	" " "
469 Gibson Moore	1	1																	" " "
470 Dennis Colbert	25	1					"	1	5										" " "
471 Margaret Colbert	30		1																" " "
472 Morris Impson	34	1					"	16	10	30	20	50	100						" " "
473 Sinai Impson	40		1																" " "
474 Lemuel Impson	15	1																	" " "
475 Isaac Impson	13	1																	" " "
476 Louis Impson	13	1																	" " "
477 Sim Cole	30	1					"	10	1				3	40					" " "
478 Nancy Cole	32		1																" " "
479 Sinai Billy	21		1																" " "
480 Benjamin Baker	55	1						11	2	115		30	180						" " "
481 Selina Baker	40		1																" " "
482 Joseph Moore	6	1																	" " "
TOTALS		18	12	30				84	32	175	40	173	590						







35- Census of *Jackson Fork* County,

Choctaw Nation, 1885

36

NAMES.	AGE.	DESCRIPTION OF PERSONS.					OCCUPATION.	LAND.		LIVE STOCK.					AGRICULTURAL PRODUCTS.				MISCELLANEOUS.
		Male.	Female.	Indian.	White.	Colored.		Acres under Cultivation.	No. of Horses.	No. of Mules.	No. of Cattle.	No. of Sheep.	No. of Goats.	No. of Hogs.	No. Bales of Cotton.	No. Bushels of Corn.	No. Bushels of Wheat.	No. Bushels of Oats.	OTHER INFORMATION.
513 Benjamin Wade	35	1		1				6	2		10		2						Choctaw by blood
514 Rhoda Wade	45		1																" " "
515 Lucy Wade	18		1																" " "
516 Sibert Wade	7		1																" " "
517 John Wade	8		1																" " "
518 Abner Morris	1		1																" " "
519 Robinson Anderson	38	1				Farmer		10	3	2				40					" " "
520 Apulatoke	40	1																	" " "
521 Ahonna	50		1																" " "
522 Etua	13		1																" " "
523 Gebele	25		1																" " "
524 Silanna	30		1					1	1										" " "
525 Sinai	10		1																" " "
526 Rhoda	35		1																" " "
527 J. M. Perry	36	1				"		6	10	30	25	2	5	50					" " "
528 Susan Perry	49		1																" " "
529 Jefferson Billy	18	1																	" " "
530 Abel Noah	35	1				"		12	3	16		20	10						" " "
531 Lucy Noah	38		1																" " "
532 Susan Noah	12		1																" " "
533 Alexander Noah	4	1						5											" " "
534 Wallace Noah	1	1																	" " "
535 Frank D. Forbis	48	1				"		19	8	6	31	85	220		25				" " "
536 Lyle Forbis	38		1																" " "
537 Norma Forbis	4	1																	" " "
538 Benjamin Forbis	2	1																	" " "
539 Corvilius	18	1																	" " "
540 Simon J. Watson	36	1				"		23	15	7		100	175	175		2			" " "
541 Lucy Watson	25		1																" " "
542 Byington Watson	1	1																	" " "
TOTALS		17	13	30				97	42	61	76	2	208	495		27			



NAMES.	AGE.	DESCRIPTION OF PERSONS.					OCCUPATION.	LAND.	LIVE STOCK.					AGRICULTURAL PRODUCTS.				MISCELLANEOUS.		
		Male.	Female.	Indian.	White.	Colored.		Acres under Cultivation.	No. of Horses.	No. of Mules.	No. of Cattle.	No. of Sheep.	No. of Goats.	No. of Hogs.	No. Bales of Cotton.	No. Bushels of Corn.	No. Bushels of Wheat.	No. Bushels of Oats.	OTHER INFORMATION.	
343 Nancy Watson	12		1	1																
344 Lumb Greenwood	57	1					Farmer	24	5	4	2		30							Inducted by blood
345 Gatie Greenwood	15		1	1																" " "
346 Eli Greenwood	24	1		1																" " "
347 Allen Greenwood	8	1		1																" " "
348 Myrtle Greenwood	3	1		1																" " "
349 Enos Carre	50	1		1			"	16	3	2		30								" " "
350 Rhoda Carre	2		1	1																" " "
351 Carressa Carre	34		1	1																" " "
352 Joseph Martintobe	18	1		1			"	16	3	2		30	20							" " "
353 Eric Martintobe	18		1	1																" " "
354 Jackman Martintobe	1	1		1																" " "
355 Pernisa	50	1		1					3											" " "
356 Visy Parnisa	35		1	1																" " "
357 Mitchell Parnisa	20	1		1																" " "
358 James Parnisa	15	1		1																" " "
359 Prasua Willis	50	1		1				5	6	3		50								" " "
360 Susan Willis	22		1	1																" " "
361 Elsy Willis	8		1	1																" " "
362 Peter Billy	25	1		1				2				15	1							" " "
363 Jane Billy	22		1	1																" " "
364 Norman Bettist	4	1		1				3	4			45								" " "
365 Martha Bettist	38		1	1																" " "
366 Lizzie	13		1	1																" " "
367 Samuel Pelemachobe	2	1		1																" " "
368 Sarah	50		1	1																" " "
369 Sytie Achahobe	20		1	1																" " "
370 John Worcis	34	1		1				5	2			10	5							" " "
371 Betsie Worcis	7		1	1																" " "
372 Edmund William	32	1		1																" " "
TOTALS.		16	14	30				64	23	11		210	23							



Census of *Jacks Fork* County,

Choctaw Nation, 1885

NAMES.	AGE.	DESCRIPTION OF PERSONS.					OCCUPATION.	LAND.	LIVE STOCK.					AGRICULTURAL PRODUCTS.				MISCELLANEOUS.		
		Male.	Female.	Indian.	White.	Colored.		Acres under Cultivation.	No. of Horses.	No. of Mules.	No. of Cattle.	No. of Sheep.	No. of Goats.	No. of Hogs.	No. Bales of Cotton.	No. Bushels of Corn.	No. Bushels of Wheat.	No. Bushels of Oats.	OTHER INFORMATION.	
573 Vida William	25		1	1																
574 John Forbis	60	1					25	5					100		120					Choctaw by blood
575 Sarah Forbis	20		1	1																" " "
576 Silas Wesley	21	1																		" " "
577 Martha Wesley	50		1	1																" " "
578 Mack Frazier	32	1					15	10	20				60		160					" " "
579 Eliza Frazier	30		1	1																" " "
580 Simon Frazier	9	1																		" " "
581 Mary Frazier	8		1	1																" " "
582 Sophia Frazier	12		1	1																" " "
583 Silva Hecha	20		1	1																" " "
584 Nicholas Frazier	18	1																		" " "
585 Layman Kirkie	30	1					1	3					30							" " "
586 Elsie Kirkie	30		1	1																" " "
587 Wilman Billy	22	1					1						13							" " "
588 Susan Billy	19		1	1																" " "
589 Joran Forbis	30	1					1	3					24		30					" " "
590 Vina Forbis	22		1	1																" " "
591 Simpson Lewis	40	1					6	3					35		40					" " "
592 Sinai Lewis	43		1	1																" " "
593 Listy Lewis	14		1	1																" " "
594 Wm Johnson	64	1					20	3	4				5		190					" " "
595 Sinai Johnson	40		1	1																" " "
596 Sylie	45		1	1																" " "
597 Eliza William	13		1	1																" " "
598 Simpson Bitty	4	1																		" " "
599 Lina	2		1	1																" " "
600 Nicholas Peterson	38	1					9	1					50		160					" " "
601 Lucinda Patterson	21		1	1																" " "
602 Susar Patterson	9		1	1																" " "
TOTALS		12	18	30			95	28	24				311		720					



Census of *Jacks Fork* County,

Choctaw Nation, 1885

NAMES	AGE	DESCRIPTION OF PERSONS					OCCUPATION	LAND	LIVE STOCK					AGRICULTURAL PRODUCTS				MISCELLANEOUS	
		Male	Female	Indian	White	Colored		Acres under Cultivation	No. of Horses	No. of Mules	No. of Cattle	No. of Sheep	No. of Goats	No. of Hogs	No. Bales of Cotton	No. Bushels of Corn	No. Bushels of Wheat	No. Bushels of Oats	OTHER INFORMATION
603 Maryann Patterson	6		1																
604 James Patterson	2		1																
605 Brown Wilson	35		1																
606 Lillis Wilson	50		1																
607 Lelisty Wilson	22		1																
608 Sinai Wilson	14		1																
609 Thomas Wilson	5		1																
610 Dixon Billy	38		1																
611 Nancy Billy	18		1																
612 Wesley Billy	26		1																
613 Eliza Billy	28		1																
614 Elizabeth Billy	18		1																
615 Agnis Billy	13		1																
616 Elapatabe	75		1																
617 Mehgotema	33		1																
618 Sophia	15		1																
619 Charles Jefferson	13		1																
620 Molsie	4		1																
621 Johnson	1		1																
622 Albert Thomas	27		1																
623 Isaac Choat	24		1																
624 Silvia Choat	26		1																
625 Susan Choat	5		1																
626 Harris William	30		1																
627 Selina William	37		1																
628 Simeon Wesley	14		1																
629 Quincy Lewis	17		1																
630 Jackson Came	5		1																
631 Nelson Wesley	20		1																
632 Lizzie Wesley	78		1																
TOTALS		14	16	30															

Farmer

Choctaw by blood





113

Census of *Jones* ~~Port~~ County,

Choctaw Nation, 1885

114

NAMES.	AGE.	DESCRIPTION OF PERSONS.					OCCUPATION.	LAND. Acres under Cultivation.	LIVE STOCK.					AGRICULTURAL PRODUCTS.			MISCELLANEOUS.		
		Male.	Female.	Indian.	White.	Colored.			No. of Horses.	No. of Mules.	No. of Cattle.	No. of Sheep.	No. of Goats.	No. of Hogs.	No. Bales of Cotton.	No. Bushels of Corn.	No. Bushels of Wheat.	No. Bushels of Oats.	OTHER INFORMATION.
633 Barfielda Willis	28	1		1			Farmer	8	11		6			110		50			Choctaw by blood
634 Susan Willis	28		1																" " "
635 Kennedy Lawrence	26	1		1			"	20	10		30			36					" " "
636 Prince Lawrence	25		1																" " "
637 Willis Lawrence	4	1		1															" " "
638 Betsie	17		1																" " "
639 Robinson Winston	23	1		1															" " "
640 Noel Harrison	28	1		1				4	5		60			110		100			" " "
641 Susan Harrison	30		1																" " "
642 Gillin Fletcher	14		1																" " "
643 Lucinda Folsom	13		1																" " "
644 Anna Harrison	5	1		1															" " "
645 Jesse Harrison	3		1																" " "
646 Sophy Harrison	2		1																" " "
647 David Standford	48	1		1				2	5					5					" " "
648 Betsie Standford	13		1																" " "
649 Marron Standford	18		1																" " "
650 Morris Hubert	13	1		1															" " "
651 Noel Wright	31	1		1				8	1					50		60			" " "
652 Nymie Wright	22		1																" " "
653 Susanna Wright	2		1																" " "
654 Edward James	9	1		1															" " "
655 Polly Seffore	66		1					11	10		15			30		20			" " "
656 Anderson William	16	1		1															" " "
657 Simon Beames	40	1		1				8			11			55		20			" " "
658 Ellen Beames	50		1																" " "
659 Forris Durand	50	1		1				6	1					80		10			" " "
660 Sarah Durand	18	1		1															" " "
661 Glayson Durand	12	1		1															" " "
662 Jones Wilkins	20	1		1					2					2					" " "
TOTALS		16	14	30				87	41		116			338		260			



115

Census of *Jacks Fork* County,

Choctaw Nation, 1885.

116

NAMES.	AGE.	DESCRIPTION OF PERSONS.					OCCUPATION.	LAND.	LIVE STOCK.						AGRICULTURAL PRODUCTS.				MISCELLANEOUS.		
		Male.	Female.	Indian.	White.	Colored.		Acres under Cultivation.	No. of Horses.	No. of Mules.	No. of Cattle.	No. of Sheep.	No. of Goats.	No. of Hogs.	No. Bales of Cotton.	No. Bushels of Corn.	No. Bushels of Wheat.	No. Bushels of Oats.	OTHER INFORMATION.		
663 Anna Wilkin	18		1	1																	
664 Eliza Wilkin	2		1	1																	Choctaw by blood
665 Shematecha	40	1		1																	" " "
666 Anoo Camp	32	1	2	1			7	3	7			100		25							" " "
667 Benson Camp	10	1		1																	" " "
668 Morgan Camp	8	1		1																	" " "
669 Susan Camp	6		1	1																	" " "
670 Mary Camp	3		1	1																	" " "
671 Willis Camp	6	1		1																	" " "
672 Jiney	20		1	1																	" " "
673 Silie	1		1	1																	" " "
674 Stephen Hartin	35	1		1			8	17	8			14		50							" " "
675 Betae Hartin	37		1	1																	" " "
676 Melissa Wilson	18		1	1																	" " "
677 Logan James	28	1		1				2				4									" " "
678 Louisa James	45		1	1																	" " "
679 Allenton Robinson	23	1		1																	" " "
680 Silvia James	22		1	1																	" " "
681 David C. Noah	40	1		1			12	7	17			20		50							" " "
682 Rogers D. Noah	8	1		1																	" " "
683 Aaron Wilson	45	1		1			10	11	14	8		4		50							" " "
684 Sally Wilson	45		1	1																	" " "
685 Alice Wilson	17		1	1																	" " "
686 Sutte James	17		1	1																	" " "
687 James Carnu	11	1		1																	" " "
688 Transna Bettiest	48	1		1			8	3						40							" " "
689 Ellen Bettiest	44		1	1																	" " "
690 John Wilson	13	1		1																	" " "
691 Julia Wilson	9		1	1																	" " "
692 Siney Camp	20		1	1																	" " "
TOTALS		14	16	30			45	34	36	5		144		170							



117 Census of *Jacks Fork* County,

Choctaw Nation, 1885

NAMES.	AGE.	DESCRIPTION OF PERSONS.					OCCUPATION.
		Male.	Female.	Indian.	White.	Colored.	
693 Miley	35	1	1				
694 Thomas Parrish	37	1	1			Farmer	
695 Louisiana Parrish	30	1	1				
696 Lius Parrish	10	1	1				
697 Robert Parrish	6	1	1				
698 Daniel Drew	10	1	1				
699 Luttie Beams	80	1	1				
700 Mary Joel	60	1	1				
701 Choponta	55	1	1				
702 Sinai Elam	7	1	1				
703 Charles Elam	11	1	1				
704 Essie	4	1	1				
		5	7	12			
Previous amt		345	349	680	6	1	
Total amount =		348	356	697	6	1	

Previous amt =  
Total amount =

I hereby certify that above and  
and correct copy from the  
on file in my office

LAND.	LIVE STOCK.						AGRICULTURAL PRODUCTS.				MISCELLANEOUS.	
	Acres under Cultivation.	No. of Horses.	No. of Mules.	No. of Cattle.	No. of Sheep.	No. of Goats.	No. of Hogs.	No. Bales of Cotton.	No. Bushels of Corn.	No. Bushels of Wheat.		No. Bushels of Oats.
4	5			7			30		25			Choctaw by blood
												" " "
												" " "
												" " "
												" " "
15	5											Robinson Anders on Family Property of Isaac J. Bell of Leuder
14	10			7			30		75			" " "
1825	766	4	2992	500	25	5412	8	8875			167	" " "
1844	776	4	2992	507	25	5442	8	8900			167	" " "

foregoing transcript is a true  
original Record book now  
this the 30<sup>th</sup> day of July 1886,  
In Witness hereto I affixed the  
Seal of the Choctaw Nation  
Thompson M. Kinney,  
National Secretary,  
Choctaw Nation.

TOTALS



Choctaw Nation, 1885

LAND	LIVE STOCK.					AGRICULTURAL PRODUCTS.				MISCELLANEOUS.	
Acres under Cultivation.	No. of Horses.	No. of Mules.	No. of Cattle.	No. of Sheep.	No. of Goats.	No. of Hogs.	No. Bales of Cotton.	No. Bushels of Corn.	No. Bushels of Wheat.	No. Bushels of Oats.	OTHER INFORMATION

*Census of Krometta County  
of the Third Judicial District Choctaw  
Nation. Taken in the year 1885.*

25795 INDIAN OFFICE. Incos: No. 15 1886



Census of *Koomitea* County,

Choctaw Nation, 1885

NAMES.	DESCRIPTION OF PERSONS.						OCCUPATION.	LAND.	LIVE STOCK.					AGRICULTURAL PRODUCTS.				MISCELLANEOUS.
	AGE.	Male.	Female.	Indian.	White.	Colored.		Acres under Cultivation.	No. of Horses.	No. of Mules.	No. of Cattle.	No. of Sheep.	No. of Goats.	No. of Hogs.	No. Bales of Cotton.	No. Bushels of Corn.	No. Bushels of Wheat.	No. Bushels of Oats.
1 Mack Robuck	30	1		1			Farmer	15	15	6			30	200				
2 Elizabeth Robuck	21		1	1														
3 David Robuck	5	1		1														
4 Author Robuck	2	1		1														
5 George Robuck	1	1		1														
6 Charles S. Vinson	42	1		1			Stock-raiser	15	10	300		150	160			40		
7 Rachel Vinson	25		1	1														
8 Eliza Vinson	12		1	1														
9 Rhoda Ellen Vinson	4		1	1														
10 Edmund M. Finney	24	1		1					2				30					
11 Coleman C. Nelson	54	1		1			Farmer	213	15	2	250		200	400		40		
12 Rhoda Nelson	50		1	1														
13 Isaac Nelson	13	1		1														
14 Isom P. Nelson	23	1		1														
15 Phebe Battiest	20		1	1														
16 Franklin Battiest	3	1		1														
17 Victoria Battiest	2		1	1														
18 John Ahuitabe	55	1		1			Farmer	20	6	2		38	50					
19 Jincy Ahuitabe	51		1	1														
20 Abel Galamitabe	20	1		1														1/2 free born, by mother side
21 John Willis	12	1		1														
22 Johnson Billy	2	1		1														
23 Susan Hocha	30		1	1														
24 Lucy Anna Perry	12		1	1														
25 Emily Williams	7		1	1														
26 Louis Ahautabe	27	1		1			"	1	1	1		4	10					
27 Isabelle Ahautabe	30		1	1														
28 David Ahautabe	1	1		1														
29 Ellis Folsom	5	1		1														
30 Rosaua Folsom	7		1	1														
TOTALS		17	13	29	1			264	49	2	559		452	820		80		



Census of *Kiowa* County,

Choctaw Nation, 1885

NAMES.	AGE.	DESCRIPTION OF PERSONS:					OCCUPATION.	LAND. Acres under Cultivation.	LIVE STOCK.					AGRICULTURAL PRODUCTS.				MISCELLANEOUS.	
		Male.	Female.	Indian.	White.	Colored.			No. of Horses.	No. of Mules.	No. of Cattle.	No. of Sheep.	No. of Goats.	No. of Hogs.	No. Bales of Cotton.	No. Bushels of Corn.	No. Bushels of Wheat.	No. Bushels of Oats.	OTHER INFORMATION
31 Impson Homer	38	1		1			Farmer	10	3		2			6		50			
32 Sophia Homer	25		1																
33 Thomas Homer	7	1																	
34 Joseph Homer	4	1																	
35 Mary Homer	9		1																
36 Nancy Homer	1		1																
37 John Williams.	55	1					"	4	2					30		200			
38 Mary Williams	48		1																
39 Reddie Thompson	5		1																
40 Solomon Thompson	15	1																	
41 Solomon Jones	37	1						2								10			
42 Sophia Jones	25		1																
43 Louis Jones	4	1																	
44 Wilson Jones	2	1																	
45 Samuel Jones	1	1																	
46 James Loman	52	1					Mechanic	3	1					100		60			
47 Elizabeth Loman	49		1																
48 Etna Loman	14		1																
49 Emeline Loman	12		1																
50 Eliza Loman	10		1																
51 David Loman	4	1																	
52 Nittak Inlake Samuel	65	1					Farmer	1	2					2					
53 Betsy Samuel	40		1																
54 Ellen Samuel	20		1																
55 Louis Samuel	7	1																	
56 Rhoda Samuel	5		1																
57 Sinai Samuel	2		1																
58 Gibbon Williams	20	1																	
59 Cephus Williams	1	1																	
60																			
TOTALS		15	14	30				20	2		2			158		320			



NAMES.	DESCRIPTION OF PERSONS.						OCCUPATION.	LAND. Acres under Cultivation.	LIVE STOCK.						AGRICULTURAL PRODUCTS.				MISCELLANEOUS.  OTHER INFORMATION
	AGE.	Male.	Female.	Indian.	White.	Colored.			No. of Horses.	No. of Mules.	No. of Cattle.	No. of Sheep.	No. of Goats.	No. of Hogs.	No. Bales of Cotton.	No. Bushels of Corn.	No. Bushels of Wheat.	No. Bushels of Oats.	
60 V. M. Locke, Sr.	37	1			1		Farmer	50	25	50			50	5	100				citizen by marriage.
61 Susan P. Locke	29		1	1															
62 J. P. Locke	13	1		1															
63 V. M. Locke Jr	9	1		1															
64 M. A. Locke	6		1	1															
65 Benjamin Davis Locke	2	1		1															
66 Coleman Perry	35	1		1				8	8	10			70		160				
67 Selina Perry	37		1	1															
68 Katie Perry	18		1	1															
69 Reuben Willis	10	1		1															
70 Hotekabe	38	1		1				20	5				50		200				
71 Belia Hotekabe	33		1	1															
72 Joseph Nelson	10	1		1															
73 Molly Williams	55		1	1				15	5	7			100		165				
74 Susan Williams	20		1	1															
75 Copeland Williams	18	1		1															
76 Lerino Williams	16	1		1															
77 John Joel	40	1		1				15	8	8			50		60				
78 Susan Joel	29		1	1															
79 Solomon Joel	12	1		1															
80 Katie Joel	9		1	1															
81 Lizzy Joel	6		1	1															
82 Alice Joel	3		1	1															
83 Hampton Joel	1	1		1															
84 Benjamin Billy	20	1		1															
85 Johnson Tom	30	1		1				1	1				15		70				
86 Isabelle Tom	5		1	1															
87 Sibby Tom	26		1	1															
88 Jincy Tom	1		1	1															
89 Impson Tom	37	1		1				3	2				60		40				
90 Mantona Tom	37		1	1															
TOTALS		16	15	30	1			112	54	75			395		795				



Census of *Keonitia* County,

Choctaw Nation, 1883

NAMES.	DESCRIPTION OF PERSONS.						OCCUPATION.	LAND.		LIVE STOCK.						AGRICULTURAL PRODUCTS.				MISCELLANEOUS.
	AGE.	Male.	Female.	Indian.	White.	Colored.		Acres under Cultivation.	No. of Horses.	No. of Mules.	No. of Cattle.	No. of Sheep.	No. of Goats.	No. of Hogs.	No. Bales of Cotton.	No. Bushels of Corn.	No. Bushels of Wheat.	No. Bushels of Oats.	OTHER INFORMATION	
91 Wilmon Willis	9	1		1																
92 Simon Tom	5	1		1																Choctaw by blood.
93 Louisa Tom	1		1	1																"
94 Kennedy Underwood	31	1		1			Farmer	8	5	9			20		60					"
95 Anna Underwood	35		1	1																"
96 Alexander Underwood	9	1		1																"
97 Silas Underwood	6	1		1																"
98 Aea Underwood	2		1	1																"
99 George Underwood	6	1		1																"
100 Leon Frazier	35	1		1			"	4	4	5			40		30					"
101 Celiza Frazier	30		1	1																"
102 Adam Frazier	1	1		1																"
103 John Fowler	60	1		1			"	10	6	10	13	1	50		40					"
104 Elizabeth Fowler	45		1	1																"
105 Thomas Ashford	18	1		1																"
106 Lela Ashford	15		1	1																"
107 Jerotta Ashford	14		1	1																"
108 Laura Ashford	11		1	1																"
109 Fanny Isabell Fowler	10		1	1																"
110 Caroline D. Fowler	4		1	1																"
111 Daniel Wilson	25	1		1			"	10	4	4			30		40					"
112 Millie Wilson	6		1	1																"
113 Lucy Wilson	25		1	1																"
114 Loring David	26	1		1			"	13	1	10			40							"
115 Emeline David	23		1	1																"
116 Osbon David	23	1		1					3	10			40							"
117 Edward David	6	1		1																"
118 Nancy David	28		1	1																"
119 John Battiest	30	1		1			"	9	3	5			50							"
120 Melinda Battiest	35		1	1																"
121 M. J. F. Battiest	2	1		1																"
TOTALS	16	15	31					53	26	53	13	1	270		250					



Census of *Keomitia* County,

Choctaw Nation, 1883.

NAMES.	DESCRIPTION OF PERSONS.						OCCUPATION.	LAND.	LIVE STOCK.					AGRICULTURAL PRODUCTS.				MISCELLANEOUS.
	AGE.	Male.	Female.	Indian.	White.	Colored.		Acres under Cultivation.	No. of Horses.	No. of Mules.	No. of Cattle.	No. of Sheep.	No. of Goats.	No. of Hogs.	No. Bales of Cotton.	No. Bushels of Corn.	No. Bushels of Wheat.	No. Bushels of Oats.
122. Alfred Nelson	51	1		1			farmer	1	4				40					
123. Silvio Nelson	20		1	1														
124. Libby Nelson	1		1	1														
125. Simon Nelson	days 18	1		1														
126. Solomon Tom	14	1		1														
127. Morris Alfred	25	1		1				8	2				3		40			
128. Eliza Alfred	35		1	1														
129. John Wilson	53	1		1				20	9	1	20		100		75			
130. Susan Wilson	37		1	1														
131. Edmund Homma	9	1		1														
132. William Homma	7	1		1														
133. Allen Hocho	25	1		1														
134. Willie C Gibson	31	1		1				3	1				1		10			
135. Agnes Gibson	40		1	1														
136. Elias Gibson	3	1		1														
137. Solomon Luce	19	1		1														
138. Clay Loman	27	1		1					1				28		40			
139. Forbes Loman	8	1		1														
140. William Palmer	55	1		1				10	3				40					
141. Mymie Palmer	26		1	1														
142. Mary Palmer	6		1	1														
143. Jincy Palmer	1		1	1														
144. Katie Palmer	3		1	1														
145. William Fonabe	24	1		1														
146. John Frazier	29	1		1									70		30			
147. Betsey Frazier	26		1	1														
148. Samuel Frazier	5	1		1														
149. Mary Frazier	1		1	1														
150. Joseph Mihyachubbe	30	1		1				8	1				36		50			
151. Molly Mihyachubbe	28		1	1														
152. James Mihyachubbe	5	1		1														
TOTALS	19	12	31					84	22	1	20		318		275			



Census of *Kiomitia* County,

Choctaw Nation, 1883

NAMES.	AGE.	DESCRIPTION OF PERSONS.					OCCUPATION.	LAND.		LIVE STOCK.					AGRICULTURAL PRODUCTS.			MISCELLANEOUS.	
		Male.	Female.	Indian.	White.	Colored.		Acres under Cultivation.	No. of Horses.	No. of Mules.	No. of Cattle.	No. of Sheep.	No. of Goats.	No. of Hogs.	No. Bales of Cotton.	No. Bushels of Corn.	No. Bushels of Wheat.	No. Bushels of Oats.	OTHER INFORMATION.
153 Louisa Mhyachubbe	2		1	1															
154 Winnie Louis	40		1	1															
155 William Smallwood	64	1		1			30	20	75			8	2	40					
156 Narcissa Smallwood	34		1	1															
157 Rebecca Smallwood	27		1	1															
158 Sarah Smallwood	23		1	1															
159 Mary Smallwood	18		1	1															
160 Mack Cole	55	1		1			45	5	2	10		100	1	60					
161 Campbell Cole	13	1		1															
162 Slysie Cole	6		1	1															
163 Lucy Frazier	48		1	1															
164 Eastman Battiest	20	1		1															
165 Wilson Battiest	15	1		1															
166 Oliver McCoy	34	1		1			20	10	43			80		150					
167 Susan McCoy	33		1		1														
168 Francis McCoy	16		1		1														
169 Emily McCoy	15		1		1														
170 Moley McCoy	4		1		1														
171 Michael McCoy	3	1			1														
172 Elizabeth McCoy	1		1		1														
173 Henry Freney	19	1		1															
174 Rachel Freney	24		1		1														
175 Greenwood Walker Sr	55	1		1			40	6	15			100	1	300					
176 Claricy Walker	38		1	1															
177 Willie Walker	16	1		1															
178 Wilson Walker	14	1		1															
179 Greenwood Walker Jr.	12	1		1															
180 Tri-Friny Walker	10	1		1															
181 Martin Walker	8	1		1															
182 Ell Nora Walker	2		1	1															
183 George H. Colbert	48	1		1			75	100	100			30		600			15		
TOTALS		15	16	24	1	6	213	141	2	243		468	4	1175					

Choctaw by blood  
 just above colored  
 Citizen by marriage  
 1/2 blood  
 Citizen by father side  
 1/2 "  
 1/2 "  
 1/2 "  
 Choctaw by blood  
 Citizen by marriage  
 Choctaw by blood.





NAMES.	AGE.	DESCRIPTION OF PERSONS.					OCCUPATION.	LAND. Acres under Cultivation.	LIVE STOCK.						AGRICULTURAL PRODUCTS.			MISCELLANEOUS.	
		Male.	Female.	Indian.	White.	Colored.			No. of Horses.	No. of Mules.	No. of Cattle.	No. of Sheep.	No. of Goats.	No. of Hogs.	No. Bales of Cotton.	No. Bushels of Corn.	No. Bushels of Wheat.	No. Bushels of Oats.	OTHER INFORMATION
184 Elizabeth Colbert	51		1		1														citizen by marriage
185 William L. Byrd	5	1																	
186 E. E. Colbert	18		1		1														
187 Mary Colbert	20		1		1														
188 George W. Thompson	25	1				1	Farmer		2										
189 Mattie Thompson	16		1		1														
190 Sam Harrison	36	1			1		"	6		12			15						
191 Phoebe Harrison	28		1		1														
192 Delilah Harrison	13		1		1														
193 Rutha Harrison	10		1		1														
194 Solomon J. Harrison	6	1			1														
195 Henry Harrison	10 mo	1			1		Swine												
196 Sinai Harrison	10 mo		1		1		Swine												
197 Michael Kennedy	38	1			1		Farmer	3	2				6		50				citizen by marriage
198 Tennessee Kennedy	26		1		1														
199 John C. Parker	32	1			1		"	65	20	1	60		100	8	800				citizen by marriage
200 E. E. Parker	30		1		1														
201 Gabriel Parker	7	1			1														
202 Effa May Parker	3		1		1														
203 James W. Parker	4	1			1														
204 George W. Brashears	26	1			1		*		2				75						
205 Peggy Ann Brashears	27		1		1														
206 Isaac Seftore	25	1			1			12					20		60				
207 Jane May tubber	45		1		1														
208 James May tubber	15	1			1														
209 Agnes May tubber	13		1		1														
210 Sucky McCoy	80		1		1														
211 Adeline Ellis	40		1		1														
212 Elizabeth Ellis	14		1		1														
213 Ashalintabe	54	1			1			10	7		7		80		80				
214 Sophie Ashalintabe	45		1		1														
TOTALS		13	18	27	4			90	39	1	79		296	8	990				



NAMES.	DESCRIPTION OF PERSONS.						OCCUPATION.	LAND.	LIVE STOCK.						AGRICULTURAL PRODUCTS.				MISCELLANEOUS.
	AGE.	Male.	Female.	Indian.	White.	Colored.		Acres under Cultivation.	No. of Horses.	No. of Mules.	No. of Cattle.	No. of Sheep.	No. of Goats.	No. of Hogs.	No. Bales of Cotton.	No. Bushels of Corn.	No. Bushels of Wheat.	No. Bushels of Oats.	OTHER INFORMATION
215	Kelly Frazier	24	/		/														
216	Stephen Ashalintabe	20	/		/														
217	Archers Ashalintabe	4	/		/														
218	Walson Ashalintabe	1	/		/														
219	Susan Maytubbe	50		/	/														
220	Kissie Pirt okcha	30		/	/														
221	Wilson Pirt okcha	1	/		/														
222	Milley Chubbe Homa	40		/	/														
223	Charles Jones	7	/		/														
224	Thompson Jones	3	/		/														
225	Stacey Cole	32		/	/														
226	Emeline Nelson	8		/	/														
227	Sarah Nelson	3		/	/														
228	Charles Steward	44	/			/	Farmer	30	7	14			50		400			Choctaw Citizen by marriage	
229	Lotty Steward	33		/	/														
230	Louisa Steward	6		/	/														
231	Mary Steward	4		/	/														
232	Francis Steward	1		/	/														
233	Ella Sunny	13		/	/														
234	Lehtambe Nichodemus	63	/		/			3					10						
235	J. Las Nichodemus	54		/	/														
236	Eley Nichodemus	12		/	/														
237	Wesley Washington	41	/		/			2	2				15						
238	Emma Washington	65		/	/														
239	Alexander Harrison	54	/		/			2	2				4						
240	Jane Harrison	34		/	/														
241	Thomas Harrison	5	/		/														
242	Hensley Fontubbe	25	/		/				2	16					30				
243	A. L. Stephen	43	/		/			17	50	60			200		200			Citizen by marriage.	
244	Ellen Stephen	27		/	/														
245	Samuel Lee Stephen	3	/		/														
TOTALS			15	16	29	2		54	63	90			281		630				



NAMES.	AGE.	DESCRIPTION OF PERSONS.					OCCUPATION.	LAND. Acres under Cultivation.	LIVE STOCK.					AGRICULTURAL PRODUCTS.				MISCELLANEOUS. OTHER INFORMATION.
		Male.	Female.	Indian.	White.	Colored.			No. of Horses.	No. of Mules.	No. of Cattle.	No. of Sheep.	No. of Goats.	No. of Hogs.	No. Bales of Cotton.	No. Bushels of Corn.	No. Bushels of Wheat.	
246 Eva Stephens	7 <sup>days</sup>		1	1														
247 Susan Pierce	40		1	1			80	40	100			150		100				
248 Edward Pierce	15	1		1														
249 Robert Lee Pierce	10	1		1														
250 Sinai Colburn	81		1	1		Farmer	30	150	62		12							
251 Benjamin Harrison	10	1		1														
252 Joseph Harrison	8	1		1														
253 Charles Harrison	8	1		1														
254 John Rushing	34	1			1			8	3									Citizen by marriage
255 Mattie Rushing	4		1	1														
256 John Clarke Rushing	3	1		1														
257 Eli Alfred	20	1		1		"	12	2			50	1	90					
258 Eliza Alfred	28		1	1														
259 Boutwell McCann	38	1		1		"	13	7	3		14		100					
260 Isella McCann	38		1	1														
261 Delilah Johnson	24		1	1														
262 Samuel Patterson	51	1		1		"	27	5		8	19	1	10					
263 Isa, Anna Patterson	25		1	1														
264 Syllie Patterson	14		1	1														
265 Alfred Miller	31	1		1			13	6	4		40							
266 Melvina Miller	37		1	1														
267 Mary Miller	11		1	1														
268 Henry Miller	9	1		1														
269 Amelia Miller	5		1	1														
270 Sophia Miller	3		1	1														
271 Francis Miller	2		1	1														
272 B. F. Lockes	33	1			1	Farmer	50	30	200		200		200					Citizen by marriage
273 Mattie Locke	30		1	1														
274 Wilson Locke	8	1		1														
275 Maria Francis Locke	6		1	1														
276 Mary Jane Locke	4		1	1														
TOTALS		14	17	29	2		225	248	372	8	485	2	300	200				



		DESCRIPTION OF PERSONS.						LAND.		LIVE STOCK.						AGRICULTURAL PRODUCTS.				MISCELLANEOUS.
NUMBERS.	NAMES.	AGE.	SEX AND COLOR.					OCCUPATION.	Acres under Cultivation.	No. of Horses.	No. of Mules.	No. of Cattle.	No. of Sheep.	No. of Goats.	No. of Hogs.	No. Bales of Cotton.	No. Bushels of Corn.	No. Bushels of Wheat.	No. Bushels of Oats.	OTHER INFORMATION.
			Male.	Female.	Indian.	White.	Colored.													
277	Willie McCoy.	27	1		1															
278	John Tyler	55	1		1		Farmer		7		65			10						
279	Ving Miller	17		1	1															
280	Ellen Taylor	24		1	1															
281	Daniel Miller Sr	60	1		1		Farmer	47	20		69	42	2	40		90				
282	Anna Miller	58		1	1															
283	Daniel Miller Jr	14	1		1															
284	J. B. Kelly	37	1			1														Citizen by Marriage
285	Sarah Kelly	21		1	1															
286	James Kelly	2	1		1															
287	Ving Kelly	6 mo.		1	1															
288	Jane Hoays	46		1	1			15	2		3			6		40				
289	Johnson Perry	13	1		1															
290	John J. Brown	30	1		1			30	5		50			75		300				Choctaw Indian Citizen by Marriage
291	Margaret E. Brown	28		1	1															
292	Munk L. Brown	7	1		1															
293	Sarah F. Brown	6		1	1															
294	Susan E. Brown	4		1	1															
295	Hattie A. Brown	2		1	1															
296	John J. Brown	1	1		1															
297	Billy Nowatabe	63	1		1			4	4											
298	J. Olin Nowatabe	40		1	1															
299	Mary Nowatabe	25		1	1															
300	Syllin Nowatabe	22		1	1															
301	Milissie Nowatabe	20		1	1															
302	Thomas Nowatabe	18	1		1															
303	Isabel Nowatabe	16		1	1															
304	John Nowatabe	14	1		1															
305	Daniel Nowatabe	10	1		1															
306	Mymie Nowatabe	3		1	1															
307	William Nowatabe	65	1		1															
TOTALS			15	16	30	1		96	58	187	187	42	2	151		430				



NAMES.	DESCRIPTION OF PERSONS.						OCCUPATION.	LAND.	LIVE STOCK.						AGRICULTURAL PRODUCTS.				MISCELLANEOUS.
	AGE.	Male.	Female.	Indian.	White.	Colored.		Acres under Cultivation.	No. of Horses.	No. of Mules.	No. of Cattle.	No. of Sheep.	No. of Goats.	No. of Hogs.	No. Bales of Cotton.	No. Bushels of Corn.	No. Bushels of Wheat.	No. Bushels of Oats.	OTHER INFORMATION.
308 Silas Anukweyatubbe	50	1		1															
309 Byington Anukweyatubbe	15	1		1															
310 Alice Anukweyatubbe	13		1	1															
311 Wiley Anukweyatubbe	6		1	1															
312 James Thompson	40	1		1															
313 Wiley Thompson	35		1	1															
314 Joel E. Oates	25	1		1															
315 Josephine Oates	22		1		1														
316 Cora Lee Oates	7		1	1															Citizen by marriage.
317 Virgie Oates	5		1	1															
318 Lizzie Oates	3		1	1															
319 Bertie Oates	5	1		1															
320 Elizabeth Oates	40		1	1															
321 Samuel W. Oates	28	1		1															
322 Lucy Oates	22		1		1														Citizen by marriage
323 Bessie Oates	5		1	1															
324 Lilly Oates	3		1	1															
325 Clarence Oates	2	1		1															
326 George Oates	30	1		1															
327 Eurila Oates	27		1	1															
328 Henry Oates	7	1		1															
329 Susan Oates	5		1	1															
330 David Oates	3	1		1															
331 Arizona Oates	8		1	1															
332 Charles D. Oates	44	1		1															
333 Juda E. B. Oates	42		1	1															
334 Fanny F. Oates	19		1	1															
335 Lizzie G. Oates	16		1	1															
336 John E. Oates	13	1		1															
337 Henrietta E. Oates	9		1	1															
338 Susan L. D. Oates	7		1	1															
TOTALS		12	19	29	2														
							135	54	4	221		380	12	890		120			



NAMES.	AGE.	DESCRIPTION OF PERSONS.					OCCUPATION.	LAND.	LIVE STOCK.					AGRICULTURAL PRODUCTS.				MISCELLANEOUS.	
		Male.	Female.	Indian.	White.	Colored.		Acres under Cultivation.	No. of Horses.	No. of Mules.	No. of Cattle.	No. of Sheep.	No. of Goats.	No. of Hogs.	No. Bales of Cotton.	No. Bushels of Corn.	No. Bushels of Wheat.	No. Bushels of Oats.	OTHER INFORMATION.
339 George Wellington Oakes	5	1		1															
340 Charles F. Oakes	2	1		1															
341 William H. Howard	26	1			1			8	10										<i>citizen by marriage</i>
342 Rhoda Howard	20		1	1															
343 Joel W. Everidge	57	1		1		Farmer	20	4	1	60		25		300					
344 Sophia Everidge	50		1	1															
345 R. T. Everidge	29	1		1															
346 Arabella Everidge	22		1	1															
347 Elizabeth Everidge	20		1	1															
348 Laura Everidge	16		1	1															
349 Martin D. Everidge	25	1		1				1				10							
350 Araminta Everidge	20		1	1															<i>citizen by marriage</i>
351 Sophia Everidge	4		1	1															
352 Willett Everidge	2		1	1															
353 Layman Robert	29	1		1		"	9	4				14	1	90					
354 Sinai Robert	35		1	1															
355 Noah Wilson	11	1		1															
356 Molly Wilson	9		1	1															
357 Melvina Wilson	6		1	1															
358 Joseph Wilson	3	1		1															
359 James Homma	23	1		1				1				31		70					
360 Mary Homma	19		1	1															
361 Laura Homma	4		1	1															
362 Isabel Brashears	24		1	1															
363 Jefferson Peter	25	1		1			2					16		14					
364 Nancy Peter	40		1	1															
365 Johnson Burris	9	1		1															
366 Sylvie Burris	4		1	1															
367 Betsy Hays	52		1	1															
368 Nellie Speaker	27		1	1															
369 Martin Speaker	8	1		1															
TOTALS		13	18	29	2			81	18	1	90		96	1	474				





Census of *Kiowitla* County,

Choctaw Nation, 1885

NAMES.	DESCRIPTION OF PERSONS.						OCCUPATION.	LAND.	LIVE STOCK.						AGRICULTURAL PRODUCTS.				MISCELLANEOUS.
	AGE.	Male.	Female.	Indian.	White.	Colored.		Acres under Cultivation.	No. of Horses.	No. of Mules.	No. of Cattle.	No. of Sheep.	No. of Goats.	No. of Hogs.	No. Bales of Cotton.	No. Bushels of Corn.	No. Bushels of Wheat.	No. Bushels of Oats.	OTHER INFORMATION
370 <i>Lyman Roberson</i>	25	1		1				12	2					36					
371 <i>Sophia Roberson</i>	24		1	1															
372 <i>Tobias Roberson</i>	7	1		1															
373 <i>Winnie McLee</i>	50		1	1															
374 <i>Thomas W. Oakes</i>	40	1			1														<i>Citizen by marriage</i>
375 <i>Harriet A. Oakes</i>	60		1	1															
376 <i>Anna Peter</i>	15		1	1															
377 <i>J. D. Hibben</i>	24	1			1					8									<i>Citizen by marriage</i>
378 <i>Mary Hibben</i>	21		1	1															
379 <i>Sampson Tanetabe</i>	30	1		1			5	9		8		10		35					
380 <i>Eley Tanetabe</i>	29		1	1															
381 <i>Jincy Tanetabe</i>	11		1	1															
382 <i>Charles Tanetabe</i>	9	1		1															
383 <i>Hannah Byington</i>	65		1	1															
384 <i>Ellen Byington</i>	30		1	1															
385 <i>Louis Byington</i>	35	1		1															
386 <i>Solomon Tanetabe</i>	20	1		1			27	1						30					
387 <i>Ellen Tanetabe</i>	20		1	1															
388 <i>Mercy Tanetabe</i>	50		1	1															
389 <i>Thomas Henderson</i>	45	1		1			60	20	5	3	38	100	1	100					
390 <i>Lottie Henderson</i>	44		1	1															
391 <i>Katie Perry</i>	40		1	1															
392 <i>John Lee Birnie</i>	14	1		1															
393 <i>George Grubbs</i>	6	1		1															
394 <i>Sophia Henderson</i>	16		1	1															
395 <i>Phebe Henderson</i>	11		1	1															
396 <i>George Henderson</i>	8	1		1															
397 <i>Watie Gray</i>	25	1		1															
398 <i>Harris Byington</i>	7	1		1															
399 <i>Polly Peter</i>	25		1	1															
400 <i>Sally Brashears</i>	1		1	1															
TOTALS		14	17	29	2		104	32	61	46	146	1	165						



NAMES.	AGE.	DESCRIPTION OF PERSONS.					OCCUPATION.	LAND.	LIVE STOCK.						AGRICULTURAL PRODUCTS.				MISCELLANEOUS.
		Male.	Female.	Indian.	White.	Colored.		Acres under Cultivation.	No. of Horses.	No. of Mules.	No. of Cattle.	No. of Sheep.	No. of Goats.	No. of Hogs.	No. Bales of Cotton.	No. Bushels of Corn.	No. Bushels of Wheat.	No. Bushels of Oats.	OTHER INFORMATION.
401 J. B. Jeter	32	1			1		Farmer	40	2	1	25			100		200		30	Citizen by marriage
402 Sarah Jeter	23		1	1															
403 Gertrude Jeter	6	1		1															
404 Mattie Jeter	4		1	1															
405 Samuel Jeter	3	1		1															
406 Thomas Jeter	1	1		1															
407 Thomas C. Oakes	39	1		1				60	6	4	52	16		100	5	1000			
408 Margaret J. Oakes	32		1	1															
409 Daniel W. Oakes	11	1		1															
410 Mary Josephine Oakes	9		1	1															
411 T. J. Oakes	5	1		1															
412 Susan Oakes	3		1	1															
413 William S. Oakes	1	1		1															
414 Semson Nelson	18	1		1															
415 Samuel Peter	16	1		1															
416 Melvina Peter	9		1	1															
417 Anna Peter	30		1	1															
418 J. G. McIntosh Sr.	33	1		1				40	6		30			40	5	35			Irish descent
419 Mary McIntosh	30		1	1															
420 J. S. McIntosh Jr.	7	1		1															
421 Alexander McIntosh	5	1		1															
422 William R. McIntosh	6	1		1															
423 Celiza Ann Peter	11		1	1															
424 S. L. Oakes	31	1		1				150	15	2	50			50	25	1000			
425 Simpson Folsom Sr	57	1		1				60	4		20			100		100			
426 Olive S. Folsom	17		1	1															Citizen by marriage.
427 Simpson Folsom Jr	21	1		1															
428 Isom Williams	24	1		1															
429 Francis Williams	24		1	1															Citizen by marriage
430 Jesse Robert	53	1		1				16	6		10			44	1	90			"
431 Mary Robert	35		1	1															
TOTALS		19	12	28	3			366	39	7	187	16		434	36	2465			





NAMES.	DESCRIPTION OF PERSONS.						OCCUPATION.	LAND. Acres under Cultivation.	LIVE STOCK.						AGRICULTURAL PRODUCTS.				MISCELLANEOUS.
	AGE.	Male.	Female.	Indian.	White.	Colored.			No. of Horses.	No. of Mules.	No. of Cattle.	No. of Sheep.	No. of Goats.	No. of Hogs.	No. Bales of Cotton.	No. Bushels of Corn.	No. Bushels of Wheat.	No. Bushels of Oats.	OTHER INFORMATION.
432 Eastman Roberts	13	1		1															
433 Silvey Roberts	11		1	1															
434 Kelly Roberts	2	1		1															
435 Eddy Roberts	6	<sup>months</sup> 1		1															
436 E. Chateau	44	1			1		Stone Mason												citizen by marriage
437 Adeline H. Chateau	44		1		1														citizen by Choctaw marriage
438 Martin Smallwood	5	1		1															
439 John Spring	27	1		1			Farmer	16	6	4		10		150					
440 Nancy Spring	27		1	1															
441 Louis Spring	6	1		1															
442 Eli Spring	4	1		1															
443 Isaac Spring	2	1		1															
444 Emily Spring	4		1	1															
445 Phebe Wilson Sr.	46		1	1			"		2										
446 Phebe Wilson Jr.	10		1	1															
447 Nancy Wilson	6		1	1															
448 Edmund Fontubbee	36	1		1			"	10	5	2		20		100					
449 Martha Fontubbee	30		1	1															
450 Pisahona Roberson	60		1	1			"	6	3			30		100					
451 Isabel Homma	30		1	1															
452 Bebelie Homma	10		1	1															
453 Thomas Homma	7	1		1															
454 Mary Jane Zucker	40		1	1	1		"	25		12		15		35					citizen by marriage to Shelton Zucker
455 Frank Zucker	6	1		1															
456 Shelton Zucker	2	1		1															
457 Reuben Smith	36	1		1			"	16	3	4		80		40					
458 Siloy Smith	36		1	1															
459 Susan Smith	16		1	1															
460 John Smith	14	1		1															
461 Rizen Smith	12	1		1															
462 Harrisman Billy	38	1		1			"	2				15							
TOTALS		17	14	26	5			73	21	22		170		425					



Census of *Kiometia* County,

Choctaw Nation, 1885.

		DESCRIPTION OF PERSONS.						AGRICULTURAL PRODUCTS.										MISCELLANEOUS.		
NAMES.	AGE.	Male.	Female.	Indian.	White.	Colored.	OCCUPATION.	LAND.		LIVE STOCK.					AGRICULTURAL PRODUCTS.				OTHER INFORMATION.	
								Acres under Cultivation.	No. of Horses.	No. of Mules.	No. of Cattle.	No. of Sheep.	No. of Goats.	No. of Hogs.	No. Bales of Cotton.	No. Bushels of Corn.	No. Bushels of Wheat.	No. Bushels of Oats.		
463	Viney Billy	25	1	1																
464	Frank Billy	10	1	1																
465	Melissie Louis	20	1	1																
466	Willis Charley	55	1	1				10	5	3			60		75					
467	Ida Charley	41	1	1																
468	Patsy Charley	15	1	1																
469	Judith Graham	55	1	1					5											a widow
470	James Russell	27	1	1					2				40							
471	Amos Gale	25	1	1					1											
472	Silas Galammitabe	44	1	1			Farmer	4	7				40							
473	Sophia Galammitabe	28	1	1																
474	Louis Galammitabe	16	1	1																
475	Emeline Hays	4	1	1																
476	Adeline Hays	2	1	1																
477	Henry Simpson	10	1	1																
478	Lemuel B. Parshell	31	1	1			"	75	100	300		100		200						citizen by marriage
479	Delilah Parshell	21	1	1																
480	Louisa Ann Parshell	4	1	1																
481	E. Anna Hermon	45	1	1			"	8	6	6	9	10		40						
482	Lizzie Lake	35	1	1																
483	Alfred Cooper	45	1	1			"	16	5	4	7	10		100						
484	Moses Cooper	15	1	1																
485	Mary Jones	28	1	1			"	50	6	20		50	18	30						
486	Dora Jones	8	1	1																
487	Samuel Jones	4	1	1																
488	Anderson McKinney	38	1	1			"	23	1			40	2	100						
489	Rhoda McKinney	25	1	1																
490	Sarah McKinney	11	1	1																
491	Ephraim McKinney	5	1	1																
492	Eloy McKinney	1	1	1																
493	Elizabeth A Bailey	50	1	1				250	11	5	40		75	50	2000					citizen by marriage
TOTALS			13	18	29	2		436	149	5	373	10	425	70	2548					



NAMES.	AGE.	DESCRIPTION OF PERSONS.					OCCUPATION.	LAND.		LIVE STOCK.					AGRICULTURAL PRODUCTS.				MISCELLANEOUS.
		Male.	Female.	Indian.	White.	Colored.		Acres under Cultivation.	No. of Horses.	No. of Mules.	No. of Cattle.	No. of Sheep.	No. of Goats.	No. of Hogs.	No. Bales of Cotton.	No. Bushels of Corn.	No. Bushels of Wheat.	No. Bushels of Oats.	OTHER INFORMATION.
494 George G. Randell	50	1			1		250	40					50	2000				Citizen by marriage	
495 Mary C. Randell	23		1	1														Choctaw by R. M. Jones	
496 Elizabeth J. Randell	2		1	1														" by blood	
497 Humphreys Gale	26	1		1			8	3	10										
498 Adeline Gale	24		1	1															
499 John Gale	5	1		1															
500 Wilman Gale	1	1		1															
501 Bud Dixon	20	1		1		Farmer	12	1	14			3	3	200					
502 Elizabeth Dixon	20		1	1														Citizen by marriage	
503 Jesse Dixon	3	1		1															
504 Wallace Dixon	1	1		1															
505 Sally Coolidge Holton	25		1	1			5	3				9						failed in corn crop.	
506 Daniel Webster	15	1		1															
507 Loring Thomas	25	1		1				2				2							
508 John Thomas	4	1		1															
509 George Crowder	33	1		1			30	5	45			150	2	150					
510 Sarah Ann Crowder	22		1	1															
511 Mary Crowder	6		1	1															
512 Mattie Crowder	6		1	1															
513 William Crowder	38	1		1			25	8	25			200		250					
514 Josephine Crowder	19		1	1														Citizen by marriage	
515 Susan Crowder	17		1	1														Choctaw by blood.	
516 Patsy Crowder	13		1	1															
517 Mary Crowder	12		1	1															
518 Elizabeth Crowder	2		1	1															
519 Loris Hall	35	1		1			30	5	25	40		100	2	100					
520 Nancy Hall	35		1	1															
521 Imogen Hall	15	1		1															
522 Dickson Hall	7	1		1															
523 Cornelius Homma	59	1		1			10	4	1			30	1	50					
524 Anna Homma	55		1	1															
TOTALS		16	15	28	3		372	74	173	60		494	58	2780					



NAMES.	AGE.	DESCRIPTION OF PERSONS.					OCCUPATION.	LAND.		LIVE STOCK.						AGRICULTURAL PRODUCTS.			MISCELLANEOUS.
		Male.	Female.	Indian.	White.	Colored.		Acres under Cultivation.	No. of Horses.	No. of Mules.	No. of Cattle.	No. of Sheep.	No. of Goats.	No. of Hogs.	No. Bales of Cotton.	No. Bushels of Corn.	No. Bushels of Wheat.	No. Bushels of Oats.	OTHER INFORMATION.
525 Ebenezer Yale	13	1		1															
526 Kenda Spring	12		1	1															
527 William Spring Sr	53	1		1		Farmer	100	75	600	16	11	100		500					
528 Pam Spring	53		1	1															
529 William Spring Jr	21	1		1															
530 Basil Spring	16	1		1															
531 Sophia Spring	11		1	1															
531 Anna Spring	8		1	1															
533 William Simpson	63	1		1		"	20	16	2			10		150					
534 Rebecca Simpson	50		1	1															
535 Thomas Williams	18	1		1															
536 Lottie Williams	18		1	1															
537 Emma Williams	2		1	1															
538 Andrew Williams	7	1		1															
539 Amanda Reuben	14		1	1															
540 Isaac Reuben	8	1		1															
541 Sally or Sarah Cruits	30		1	1															
542 Ella Cruits	5		1	1															
543 Anna Cruits	4		1	1															
544 Kessie Belinche	28		1	1				3				8							
545 Guino Belinche	7	1		1															
546 Osbon Belinche	7	1		1															
547 Harriet Belinche	5		1	1															
548 John Skuchautabi <sup>Black</sup>	2	1		1															
549 Thompson Nowahaya	53	1		1		Farmer	50	30	50	30		60	1	200					
550 Sarah Nowahaya	30		1	1															
551 Robert Nowahaya	23	1		1															
552 Noah Hays	25	1		1															
553 Anna Nowahaya	20		1	1															
554 Elsie Nowahaya	13		1	1															
555 Harrison Nowahaya	2	1		1															
TOTALS		15	16	51			170	124	652	46	11	178	1	850					



NAMES.	DESCRIPTION OF PERSONS.						OCCUPATION.	LAND.	LIVE STOCK.						AGRICULTURAL PRODUCTS.				MISCELLANEOUS.
	AGE.	Male.	Female.	Indian.	White.	Colored.		Acres under Cultivation.	No. of Horses.	No. of Mules.	No. of Cattle.	No. of Sheep.	No. of Goats.	No. of Hogs.	No. Bales of Cotton.	No. Bushels of Corn.	No. Bushels of Wheat.	No. Bushels of Oats.	OTHER INFORMATION.
556	Jenny Washington	8		1	1														
557	Mark Washington	7	1		1														
558	Sarah Wilson	14		1	1														
559	Louisa Wilson	12		1	1														
560	Joseph Soman	20	1		1				1										
561	John M. Cole	49	1		1		Farmer	10	8				20						
562	Susan Cole	33		1	1														
563	Aa pitona	50		1	1														
564	William Cole	10	1		1														
565	Joseph Cole	7	1		1														
566	Bessell M <sup>c</sup> Caun	40	1		1		"	11	2				2	1	20				
567	Rhebe M <sup>c</sup> Caun	38		1	1														
568	Nelly M <sup>c</sup> Caun	7		1	1														
569	Martha M <sup>c</sup> Caun	4		1	1														
570	William Baxter	12	1		1														
571	Hess habe	45	1		1		"	2	1				8		30				
572	Elizabeth Hess habe	46		1	1														
573	Lucy Pitchlynn	8		1	1														
574	Moses Kaniyabe	27	1		1		"	11	7	7		42		120					
575	Sarah Kaniyabe	25		1	1														
576	Widow Sage Lake	56		1	1														
577	Amos Gilford	10	1		1														
578	Susan Kaniyabe	1		1	1														
579	Charles Kaniyabe	29	1		1				1										
580	Thomas Crowder	40	1		1		Farmer	16	4	20		25	2	150					
581	Selvy Crowder	27		1	1														
582	Bolaud Crowder	15	1		1														
583	Fanny Crowder	12		1	1														
584	George Crowder	10	1		1														
585	Betsy Crowder	8		1	1														
586	Green Crowder	4	1		1														
TOTALS		15	16	51				43	24	20	7	147	3	220					



Census of *Kiowetia* County,

Choctaw Nation, 1885.

NAMES.	AGE.	DESCRIPTION OF PERSONS.					OCCUPATION.	LAND.	LIVE STOCK.						AGRICULTURAL PRODUCTS.				MISCELLANEOUS.	
		Male.	Female.	Indian.	White.	Colored.			Acres under Cultivation.	No. of Horses.	No. of Mules.	No. of Cattle.	No. of Sheep.	No. of Goats.	No. of Hogs.	No. Bales of Cotton.	No. Bushels of Corn.	No. Bushels of Wheat.		No. Bushels of Oats.
587 Emily Crowder	1		1	1																
588 Henry S Gooding	40	1		1	1			12	5	10			50							citizen by marriage.
589 Rosanna Gooding Jr	42		1	1																
590 Charles Gooding	21	1		1																
591 Basil S. Gooding	15	1		1																
592 Williams Gooding	12	1		1																
593 Esbon Gooding	9	1		1																
594 Rosana Gooding Jr	6		1	1																
595 Fanny Gooding	3		1	1																
596 Daniel T. Beach	40	1		1				75	8	1	100		100	13	800		150			
597 Sophia Beach	35		1	1																
598 Melinda Folsom	12		1	1																
599 Willie Wickubbee Jr	35	1		1				61	6	1	6		40	5	140		60			
600 Ella Wickubbee	8		1	1																
601 Rhoda Wickubbee	40		1	1																
602 Louie Wickabe Jr	1	1		1																
603 Willie Wickubbee Jr	1	1		1																
604 Sarah Wickubbee	50		1	1				58	18	2	74		110	4	150				a widow.	
605 Sarah Russell	10		1	1																
606 Benjamin Sincade	35	1			1															citizen by marriage
607 Sarah Sincade	24		1	1																
608 John S. Soffore	2	1		1																
609 Joel Spring	22	1		1				20	7	1	10		5							
610 Minnie Spring	19		1	1																
611 Levi Spring	43	1		1				25	25		50		100	1	350					
612 Sophia Spring	29		1	1																
613 Samuel Baily Spring	11	1		1																
614 Perry Spring	4	1		1																
615 Anna Spring	1		1	1																
616 Joseph W. Covidge	32	1		1				140	6		30		75		40					
617 Susan Covidge	28		1	1																
TOTALS		16	15	29	2			291	75	5	280		180	23	1480		210			



Census of *Kiometia* County,

NAMES.	AGE.	DESCRIPTION OF PERSONS.					OCCUPATION.	LAND.		LIVE STOCK.						AGRICULTURAL PRODUCTS.				MISCELLANEOUS.
		Male.	Female.	Indian.	White.	Colored.		Acres under Cultivation.	No. of Horses.	No. of Mules.	No. of Cattle.	No. of Sheep.	No. of Goats.	No. of Hogs.	No. Bales of Cotton.	No. Bushels of Corn.	No. Bushels of Wheat.	No. Bushels of Oats.	OTHER INFORMATION.	
618 <i>Willie Everidge</i>	12	1		1																
619 <i>Emma Everidge</i>	10		1	1																
620 <i>Joseph Everidge</i>	8	1		1																
621 <i>Suda Everidge</i>	6		1	1																
622 <i>J. S. Everidge</i>	4	1		1																
623 <i>Robert Everidge</i>	2	1		1																
624 <i>Keatsie</i>	13		1	1																
625 <i>John Martin</i>	56	1		1		Farmer	30	10	9			40		300						
626 <i>Lucy Martin</i>	24		1	1																
627 <i>Rufus Martin</i>	15	1		1																
628 <i>Henry Martin</i>	4	1		1																
629 <i>James Martin</i>	1	1		1																
630 <i>Mary Nellis</i>	56		1	1																
631 <i>Melina McGe</i>	13		1	1																
632 <i>Robert Crowder</i>	44	1		1		"	70	15	100	18		150	1	250			60			
633 <i>Louisa Crowder</i>	36		1	1																
634 <i>Peter Crowder</i>	10	1		1																
635 <i>Elizetta Crowder</i>	8		1	1																
636 <i>Ellen Taylor</i>	26		1	1					2	2										
637 <i>Jack Hays</i>	8	1		1																
638 <i>Frank Hays</i>	1	1		1																
639 <i>John Crowder</i>	27	1		1		"	25	8	70			200	1	150						
640 <i>Julia Crowder</i>	18		1	1																
641 <i>John P. Turnbull</i>	52	1		1		Minister of Gospel														
642 <i>Harriet Turnbull</i>	40		1	1																
643 <i>Florence B. Turnbull</i>	14		1	1																
644 <i>George Jones</i>	8	1		1																
645 <i>Ellis Wood</i>	38	1		1			2	1												
646 <i>Sophia Wood</i>	36		1	1																
647 <i>Adeline Wood</i>	1		1	1																
648 <i>Willis Austin</i>	25	1		1					3											
TOTALS		17	14	29	2			127	59	181	18	390	2	700			60			

*Citizen by marriage.  
Choctaw by blood.  
Citizen by marriage*



Census of *Kionetia* County,

Choctaw Nation, 1885

NAMES.	DESCRIPTION OF PERSONS.					OCCUPATION.	LAND. Acres under Cultivation.	LIVE STOCK.						AGRICULTURAL PRODUCTS.				MISCELLANEOUS. OTHER INFORMATION.
	AGE.	Male.	Female.	Indian.	White.			Colored.	No. of Horses.	No. of Mules.	No. of Cattle.	No. of Sheep.	No. of Goats.	No. of Hogs.	No. Bales of Cotton.	No. Bushels of Corn.	No. Bushels of Wheat.	
649 Sibly Austin	23		1	1														
650 Sarah Austin	1		1	1														
651 Michael Pitchlyon	38	1		1			Farmer	3	4	1	3							
652 Silas R. Bacon	24	1		1			"	75	12	5	100	4	200	3	100		60	
653 Mollie Bacon	30		1	1														
654 Betsy Pitchlyon	40		1	1														
655 Betsy Robinson	2		1	1														
656 Seligua Cole	40		1	1							4							
657 Wall Hays Austin	35	1		1			"	2	2		2		9		30			
658 Celia Austin	35		1	1														
659 Davis A. Homma	23	1		1			"	8	7		20	9	20		75			
660 Serena Homma	23		1	1														
661 Mary Ann Homma	3		1	1														
662 Dora Homma	4		1	1														
663 Ellis Choate	48	1		1				40	30	2	40	12	20	100	20	20		
664 Patsy Choate	40		1	1														
665 Emma Choate	17		1	1														
666 Anna Choate	10		1	1														
667 Amanda Brashear	11		1	1														
668 Elan Jones	25	1		1														
669 Morris Lewis	18	1		1														
670 Willie Shawnee	18	1		1														
671 James Choates	75	1		1			Farmer	15	8	2			2		20			
672 Sophia Polson	30		1	1			"	5	5		5		2		30			
673 Molly Burnett	9		1	1														
674 Molly Perry	30		1	1				25	2		4							
675 Lucinda Foster	75		1	1														
676 Jacob Cosby	24	1		1									3					
677 Susan Cosby	20		1	1														
678 Island Hynson	45	1		1														
679 Minnie Hynson	24		1	1														citizen by marriage
TOTALS		11	20	30	1			173	70	14	174	25	256	3	455	20	50	



Census of *Siometia* County,

Choctaw Nation, 1885

		DESCRIPTION OF PERSONS.						LAND.										MISCELLANEOUS.		
NAMES.	AGE.	Male.	Female.	Indian.	White.	Colored.	OCCUPATION.	Acres under Cultivation.	No. of Horses.	No. of Mules.	No. of Cattle.	No. of Sheep.	No. of Goats.	No. of Hogs.	No. Bales of Cotton.	No. Bushels of Corn.	No. Bushels of Wheat.	No. Bushels of Oats.	OTHER INFORMATION.	
																				680
681	Perry Hognson	mo	1																	
682	Forbes Meyashaya	50	1				Farmer	3	1											
683	Malcy Meyashaya	30		1	1															
684	William Meyashaya	15	1																	
685	Sunny Meyashaya	11	1																	
686	Harriah Meyashaya	6		1	1															
687	Melissie Meyashaya	2 days		1	1															
688	David Meyashaya	10	1																	
689	Solomon Balliet	28	1																	
690	Susan Balliet	6		1	1			15	9		20			30	2	50				
691	May Balliet	3		1	1															
692	Ellen Turner	36		1	1															
693	Isom Peter	30	1																	
694	Delilah Peter	35		1	1			11	8		4			60		6				
695	Elsy Peter	3		1	1															
696	Elizabeth Peter	1		1	1															
697	Samuel Roberson	8	1																	
698	Noel Skeleton	11	1																	
699	Simon Peter	10	1																	
700	Harrison Colbert	19	1																	
701	Lone Coleman	38	1																	
702	Vinny Coleman	37		1	1			16	11		6			17		150				
703	Elizabeth Coleman	14		1	1															
704	Ellen Coleman	12		1	1															
705	Winnie Coleman	4		1	1															
706	Thomas Coleman	3	1																	
707	Ledia Coleman	1		1	1															
708	Joseph Anderson	24	1																	
709	Bond Coleman	21	1																	
710	Amanda Coleman	20		1	1			2	2					2		10				
TOTALS		15	16	31				47	24	30				109	2	216				



NAMES.	AGE.	DESCRIPTION OF PERSONS.					OCCUPATION.	LAND.	LIVE STOCK.					AGRICULTURAL PRODUCTS.				MISCELLANEOUS.	
		Male.	Female.	Indian.	White.	Colored.		Acres under Cultivation.	No. of Horses.	No. of Mules.	No. of Cattle.	No. of Sheep.	No. of Goats.	No. of Hogs.	No. Bales of Cotton.	No. Bushels of Corn.	No. Bushels of Wheat.	No. Bushels of Oats.	OTHER INFORMATION.
688 Susan Coleman	3		1	1															
712 Emily Coleman	2		1	1															
713 Lucy Coleman	58		1	1															
714 Basil L. Leflore	70	1		1			30	8	25			50		100					
715 Carolina Leflore	48		1		1														citizen by marriage
716 John Herald	13	1		1				1											
717 Gayman Chukmabe	26	1		1															
718 Gansy Chukmabe	20		1	1															
719 Robert Chukmabe	4	1		1															
720 David Chukmabe	1	1		1															
721 Loman Elachitabe	50	1		1			10	1				1							
722 Senai Elachitabe	30		1	1															
723 Solomon Elachitabe	13	1		1															
724 Nancy Elachitabe	8		1	1															
725 Johnson Chukmabe	3	1		1															
726 Wilson Jones Jr	24	1		1		Farmer	25	2	4				80						
727 Danny Jones	32		1	1															citizen by marriage
728 James Jones	1	1		1															
729 Solomon C. Hotema	30	1		1			7	7	3	4				15					
730 Nancy Hotema	22		1	1															
731 Mary Coleman	9		1	1															
732 C. P. Phares	47	1		1			20	2	10					10					citizen by marriage
733 Eliza A Phares	26		1	1															
734 Nancy Phares	6		1	1															
735 Walter Phares	4	1		1															
736 Gurner Phares	2	1		1															
737 Juda Phares	7		1	1															
738 Sally Speaker	80		1	1			2												
739 Isabel Collins	14		1	1															
740 Abram Boardman	62	1		1			10	2	20			30	1	15					
741 Wiley Boardman	52		1	1															
TOTALS		15	16	28	3		106	18	62	4		81	1	250					





Census of *Hiomita* County,

Choctaw Nation, 1885

NAMES.	AGE.	DESCRIPTION OF PERSONS.					OCCUPATION.	LAND. Acres under Cultivation.	LIVE STOCK.						AGRICULTURAL PRODUCTS.			MUSCELLANEOUS.	
		Male.	Female.	Indian.	White.	Colored.			No. of Horses.	No. of Mules.	No. of Cattle.	No. of Sheep.	No. of Goats.	No. of Hogs.	No. Bales of Cotton.	No. Bushels of Corn.	No. Bushels of Wheat.	No. Bushels of Oats.	OTHER INFORMATION.
742 Ward Le Flore	13	1		1															
743 Jefferson Fulton	30	1		1			10	5				50							
744 Mary Fulton	25		1	1				4	7										
745 Vincent Hoanden	6	1		1															
746 James M. Johnson Sr	55	1		1			10	14				19	1	40					
747 Lucy Johnson	40		1	1															
748 Agnes Johnson	9		1	1															
749 Francis Johnson	11		1	1															
750 James Johnson Jr	7	1		1															
751 Clarisy Johnson	6		1	1															
752 Isaac Alexander	35	1		1			4	2				40							
753 James Murphy	15	1		1															
754 Eastman Alexander	27	1		1			2					14							
755 Delilah Alexander	25		1	1															
756 Reuben Fulton	19	1		1				2				20		50					
757 Lucy Fulton	35		1	1															
758 Allen Janitabe	14	1		1															
759 Elias Robert	8	1		1															
760 Samuel Sampson	22	1		1			20	1				3	60						
761 Rebecca Sampson	55		1	1															
762 Rias Durant	36	1		7															
763 Anna Durant	20		1	1															
764 Widow John Bacon	54		1	1			7	2				3	20						
765 Syllin Bacon	16		1	1															
766 John Bohanan	31	1		1			18	10	15			25	1	35					
767 Susan Bohanan	45		1	1															
768 Willie Durant	1	1		1															
769 Serena Bohanan	11		1	1															
770 Edward Seboland	25	1		1															
771 Harriet Seboland	35		1	1															
772 Osbon Battiest	22	1		1															
TOTALS		17	14	31			71	40	22			148	8	185					



NAMES.	AGE.	DESCRIPTION OF PERSONS.					OCCUPATION.	LAND.		LIVE STOCK.					AGRICULTURAL PRODUCTS.				MISCELLANEOUS.
		Male.	Female.	Indian.	White.	Colored.		Acres under Cultivation.	No. of Horses.	No. of Mules.	No. of Cattle.	No. of Sheep.	No. of Goats.	No. of Hogs.	No. Bales of Cotton.	No. Bushels of Corn.	No. Bushels of Wheat.	No. Bushels of Oats.	OTHER INFORMATION.
773	Mally Robert	4	1	1															
774	Francis Barney	13	1	1															
775	Wesley Sunny	38	1	1			10	6	1	3	4	20	3	60					
776	Susan Sunny	30	1	1															
777	James Sunny	15	1	1															
778	Henry Lake	30	1	1			8						1/2						
779	Martha Lake	30	1	1															
780	Margarett Brashers	10	1	1															
781	Peter Durant	26	1	1			15	2	5			12	1/2						
782	Martha Durant	22	1	1															
783	Daniel Okchaya	24	1	1			5					10							
784	Israel Williams	18	1	1															
785	Levina Kirklin	43	1	1															
786	Serena Williams	15	1	1															
787	Sally Lewis	9	1	1															
788	Sim Christy	15	1	1															
789	Albert Thompson	25	1	1			3	3					6	20					
790	Mary Thompson	24	1	1															
791	Melissie Durant	28	1	1															
792	Cephus Durant	7	1	1															
793	Martha McKinney	1	1	1															
794	Sylie Boardman	60	1	1			10	16	25	35	35		100						
795	Simon Boardman	28	1	1															
796	Sibbey Boardman	30	1	1															
797	Samuel Boardman	1	1	1															
798	Ella Spring	12	1	1															
799	Samuel Hays	46	1	1			33	14	12		14	3	30						
800	Sylie Hays	46	1	1															
801	Forbes Hays	21	1	1															
802	Susan Hays	19	1	1				1					1	60					
803	Anna Johnson	1	1	1															
TOTALS		13	18	31			84	42	45	39	91	14	270						





Census of *Kiowetia* County,

Choctaw Nation, 1885.

		DESCRIPTION OF PERSONS.						AGRICULTURAL PRODUCTS.										MISCELLANEOUS.				
NUMBERS.	NAMES.	AGE.	SEX AND COLOR.					OCCUPATION.	LAND.		LIVE STOCK.					AGRICULTURAL PRODUCTS.			OTHER INFORMATION.			
			Male.	Female.	Indian.	White.	Colored.		Acres under Cultivation.	No. of Horses.	No. of Mules.	No. of Cattle.	No. of Sheep.	No. of Goats.	No. of Hogs.	No. Bales of Cotton.	No. Bushels of Corn.	No. Bushels of Wheat.		No. Bushels of Oats.		
804	Samuel Hays Jr	12	1		1																	
805	Sophia Hays	9		1	1																	
806	Fannie Crosby	13		1	1																	
807	Rhebe Crosby	11		1	1																	
808	Viecy Crosby	25		1	1																	
809	Moses Fletcher	60	1		1		Farmer	12	10					10			40					
810	Delilah Fletcher	50		1	1																	
811	Francis Jacobs	15		1	1																	
812	Henry Robuck	13	1		1																	
813	Mary Byington	40		1	1																	
814	Jacob Bond	50	1		1		"	6	3					7	3							
815	Sophia Bond	57		1	1																	
816	William Fulton	12	1		1																	
817	Thomas Hays	24	1		1		"		8	7				17	2	60						
818	Rhoda Hays	31		1	1																	
819	Elias Hays	1	1		1																	
820	Eloy Brashear	44		1	1																	
821	Dickson Russell	14	1		1			5														
822	Benjamin Wesley	30	1		1		"															
823	Viney Wesley	35		1	1			8	5							40						
824	David Willes	18	1		1																	
825	Thomas Byington	1	1		1																	
826	Morris Fisher	28		1	1																	
827	Ella Fisher	8		1	1																	
828	Robert Stewart Fisher	5	1		1																	
829	William Stewart Fisher	1	1		1																	
830	Paris James	11	1		1																	
831	Moses Robert	9	1		1																	
832	James Cobb	6	1		1																	
833	Syllia Fisher	28		1	1																	
834	Zadoc St. Flore	37	1		1																	
TOTALS		17	14	31				36	24	9				140	1	63						
								67	50	16				74	6	203						

No further see Mother's copy here



Census of *Niometia* County,

Choctaw Nation, 1885

NAMES.	AGE.	DESCRIPTION OF PERSONS.					OCCUPATION.
		Male.	Female.	Indian.	White.	Colored.	
835 Susan G. Flore	30		1	1			
836 Thomas E. Shangry	14	1					
837 Henry Sen. Shangry	12	1					
838 William M. Shangry	8	1					
839 Caroline Seftore	5		1	1			
840 Minnie Seftore	2		1	1			
841 John Wallace	25	1			1		
842 Jane Wallace	17		1	1			
843 Thomas Spring	35	1		1		Farmer	
844 Melissa Spring	30		1	1			
845 Josephine Spring	9		1	1			
846 Rosana Spring	6		1	1			
847 Walter Thomas Spring	4	1		1			
848 Joshua Bohanan	66	1		1			
849 Serana Bohanan	27		1	1			
850 Harmond Bohanan	17	1		1			
851 Thomas Bohanan	12	1		1			
852 William Bohanan	70	1		1			
853 Mary Ann Bohanan	9		1	1			
854 Emma Bohanan	8		1	1			
855 James Bohanan	7	1		1	1		
856 Susan Bohanan	4		1	1			
857 Basil S. Bohanan	4	1		1			
858 George S. McCoy	45	1		1			
859 Nancy McCoy	42		1	1			
860 Christopher S. McCoy	20	1		1			
861 Minerva McCoy	14		1	1			
862 Ed. G. D. Coons	29	1		1			
863 Sarah Coons	25		1	1			
864 Joe Coons	5	1		1			
865 Claudy Walter Coons	3	1		1			
TOTALS		17	14	28	3		

LAND.	LIVE STOCK.						AGRICULTURAL PRODUCTS.				MISCELLANEOUS.	
	Acres under Cultivation.	No. of Horses.	No. of Mules.	No. of Cattle.	No. of Sheep.	No. of Goats.	No. of Hogs.	No. Bales of Cotton.	No. Bushels of Corn.	No. Bushels of Wheat.		No. Bushels of Oats.
		2										Citizen by marriage
	12	10		30			20		200			
	26	5		6			30	1	80			
												Citizen by marriage
	16	5					50		100			
									65			Citizen by marriage
	54	23		36			100		445			



Census of *Homotia* County,

NAMES.	AGE.	DESCRIPTION OF PERSONS.					OCCUPATION.	LAND.	LIVE STOCK.						AGRICULTURAL PRODUCTS.				MISCELLANEOUS.
		Male.	Female.	Indian.	White.	Colored.		Acres under Cultivation.	No. of Horses.	No. of Mules.	No. of Cattle.	No. of Sheep.	No. of Goats.	No. of Hogs.	No. Bales of Cotton.	No. Bushels of Corn.	No. Bushels of Wheat.	No. Bushels of Oats.	OTHER INFORMATION.
866 Mary Coones	mo 7		1	1															
867 Anthony Bohanan	47	1		1															
868 Lizzie & Elizabeth Bohanan	47		1	1															
869 Jackson Bohanan	4	1		1															
870 Styles Bohanan	mo 6	1		1															
871 Francis Bohanan	7		1	1															
872 Betsy Bohanan	5		1	1															
873 Samuel Mc Cann	29	1		1		Farmer	12	7	10		20			30					
874 Sarah Mc Cann	24		1	1															
875 Dixie Mc Cann	7	1		1															
876 James Mc Cann	7	1		1															
877 Juicy Mc Cann	4		1	1															
878 James Spring	33	1		1			48	11	35		25	12	30			80			
879 Mary Spring	32		1	1															
880 Francis Spring	12		1	1															
881 Joseph Spring	10	1		1															
882 Betsy Lee Spring	7		1	1															
883 James Franklin Spring	4	1		1															
884 Xenowork Spring	mo 5	1		1															
885 J. H. Miller	32	1		1			80	10	250		100	20	200						Citizen by marriage
886 Emily Josephine Miller	28		1	1															
887 Edgar P. Miller	7	1		1															
888 Samuel Gordon Miller	5	1		1															
889 Ida B. Miller	2		1	1															
890 Caroline Homma	15		1	1															
891 Vinny Wilson	24		1	1															
892 Millie Ward	30	1		1			5	1			20		15						
893 Mary Ward	29		1	1															
894 Margaret Ward	1		1	1															
895 Sidney King	6	1		1															
896 Hinton Ward	25	1		1															
TOTALS		16	15	30	1		145	29	295		215	32	225		80				



Census of \_\_\_\_\_ County,

Choctaw Nation, 1883

NAMES.	AGE.	DESCRIPTION OF PERSONS.					OCCUPATION.	LAND.		LIVE STOCK.						AGRICULTURAL PRODUCTS.				MISCELLANEOUS.
		Male.	Female.	Indian.	White.	Colored.		Acres under Cultivation.	No. of Horses.	No. of Mules.	No. of Cattle.	No. of Sheep.	No. of Goats.	No. of Hogs.	No. Bales of Cotton.	No. Bushels of Corn.	No. Bushels of Wheat.	No. Bushels of Oats.	OTHER INFORMATION.	
897 Phebe Ward Sr	25		/	/																
898 Sinai Ward	3		/	/																
899 Phebe Ward Jr	1		/	/																
900 James Ussay	40	/			/		Farmer	75	75	2	100		100	2	400					Choctaw by marriage
901 Melinda Ussay Sr	39		/	/																
902 Emma Ussay	14		/	/																
903 Melinda Ussay Jr	12		/	/																
904 Anna Ussay	10		/	/																
905 Anna Robuck	54		/	/			Farmer	60	40		150		200	7	1000					
906 Sda Spring	14		/	/																
907 Belshazzar McIntyre	6		/	/																
908 Della McIntyre	5		/	/																
909 Harley Homma	23	/		/																
910 Vinny Barnett	44		/	/				8	12	1	16		4							
911 Robert Barnett	11	/		/																
912 Delilah Jefferson	24		/	/																
913 Anna Jefferson	5		/	/																
914 Sibby Christy	7		/	/																
915 John Parson	39	/			/			35	4	1	45		2	18	250					Citizen by marriage.
916 Sarity Parson	35		/	/																
917 Irie Brashears	9		/	/																
918 Mary Parson	1		/	/																
919 E.P. Jones	1	/		/																
920 J.W. Anderson	31	/			/			2					8	2	80					Citizen by marriage
921 Patey Anderson	28		/	/																
922 Margaret Anderson	9		/	/																
923 James Anderson	5	/		/																
924 Mary Anderson	3		/	/																
925 Albert Ward	40	/		/				20	8		6	5	40	4	100					
926 Lucy Ward	40		/	/																
927 Eliza Ward	18		/	/																
TOTALS		9	23	28	3			200	139	4	317	5	354	33	1830					











Census of *Kanawha* County,

Choctaw Nation, 1885

NAMES	DESCRIPTION OF PERSONS						OCCUPATION	LAND		LIVE STOCK						AGRICULTURAL PRODUCTS				MISCELLANEOUS	
	AGE	Male	Female	Indian	White	Colored		Acres under Cultivation	No. of Horses	No. of Mules	No. of Cattle	No. of Sheep	No. of Goats	No. of Hogs	No. Bales of Cotton	No. Bushels of Corn	No. Bushels of Wheat	No. Bushels of Oats	OTHER INFORMATION		
990 John H. Tucker	14	/		/																	
991 Louis Tucker	10	/		/																	Choctaw by Blood
992 Ernest Tucker	8	/		/																	twins
993 Limer Tucker	8	x	/	/																	twins
994 Eva Tucker	6	/		/																	
995 William E. Tucker	4	/		/																	
996 Mary Tucker	2	/		/																	
997 Ether Tucker	6	/		/																	
998 Henry Reeves	40	/		/			Farmer	15	2				57		100						
999 Serena Reeves	40	/		/																	
1000 Albert Reeves	15	/		/																	
1001 William Pisa	53	/		/				1	1				20								
1002 Wullen Underwood	39	/		/				10	2				30		100						
1003 Abigail Underwood	40	/		/																	
1004 Wathkin Underwood	18	/		/																	
1005 Elzy Underwood	14	/		/																	
1006 Eden Underwood	9	/		/																	
1007 Eve Underwood	6	x	/	/																	
1008 Visy Underwood	2	/		/																	
1009 Allen Bacon	33	/		/				6	2				10		20						
1010 Molly Bacon	36	/		/																	
1011 Benjamin Turner	22	/		/																	
1012 Mary Turner	24	/		/																	
1013 Ennis James	24	/		/																	
1014 Elizabeth James	21	/		/																	
1015 Henry James	2	/		/																	
1016 John James	20	/		/																	
1017 Jimmon James	18	/		/																	
1018 Amanda James	50	/		/																	
1019 David Frazier	23	/		/				15	5	14		7		150							
1020 Joanna Frazier	22	/		/																	
TOTALS		17	14	31				47	12	14		117		370							



Census of *Monticello* County,

Choctaw Nation, 1885

67

68

NAMES.	DESCRIPTION OF PERSONS.						OCCUPATION.	LAND.	LIVE STOCK.						AGRICULTURAL PRODUCTS.			MISCELLANEOUS.	
	AGE.	Male.	Female.	Indian.	White.	Colored.		Acres under Cultivation.	No. of Horses.	No. of Mules.	No. of Cattle.	No. of Sheep.	No. of Goats.	No. of Hogs.	No. Bales of Cotton.	No. Bushels of Corn.	No. Bushels of Wheat.	No. Bushels of Oats.	OTHER INFORMATION.
1021 Amazon Frazier	2	1		1															Choctaw by blood
1022 Jack Kay Austin	45	1		1			6	5					5	2	30				" " "
1023 Martha Austin	30		1	1															" " "
1024 Edward Austin	2	1		1															" " "
1025 Josephus Ebaluka	27	1		1															" " "
1026 Susan Ebaluka	30		1	1															" " "
1027 Eliza Ebaluka	7		1	1															" " "
1028 Rogers Ebaluka	3	1		1															" " "
1029 Ellis Wade	27	1		1				3		5		18		50					" " "
1030 Isabel Wade	30		1	1															" " "
1031 Anna Wade	5		1	1															" " "
1032 Mary Wade	1		1	1															" " "
1033 Jacob Keemina	13	1		1															" " "
1034 Sarah Tutley	35		1	1			18	5	17			40		50					" " "
1035 Madison Battice	25	1		1															" " "
1036 Morgan Battice	8	1		1															" " "
1037 Viny Battice	4		1	1															" " "
1038 Allen Brown	22	1		1			20	6	20			50		10					" " "
1039 Viny Brown	36		1	1															" " "
1040 Josiah Yale	6	1		1															" " "
1041 Isom Yale	3	1		1															" " "
1042 Jesse Foster	65	1		1			20	13	6	1		21	5	200					" " "
1043 Ledia Foster	45		1	1															" " "
1044 Lee Foster	25	1		1															" " "
1045 Tobias William	17	1		1															" " "
1046 Eastman William	14	1		1															" " "
1047 Olie Foster	13	1		1															" " "
1048 Susan Hooper	15		1	1															" " "
1049 Anderson Burris	30	1		1															" " "
1050 Pesachayabe	78	1		1			3	5				2							" " "
1051 Nancy W. Pesachayabe	48		1	1															" " "
TOTALS		19	12	31			84	32	143	6		147	5	320					



NAMES.	AGE.	DESCRIPTION OF PERSONS.					OCCUPATION.	LAND.	LIVE STOCK.						AGRICULTURAL PRODUCTS.				MISCELLANEOUS.		
		Male.	Female.	Indian.	White.	Colored.		Acres under Cultivation.	No. of Horses.	No. of Mules.	No. of Cattle.	No. of Sheep.	No. of Goats.	No. of Hogs.	No. Bales of Cotton.	No. Bushels of Corn.	No. Bushels of Wheat.	No. Bushels of Oats.	OTHER INFORMATION.		
1052 Sarah Bench	55		/	/																	
1053 Eliza Dixon	40		/	/																	
1054 Mahaktah Greenwood	70	/		/																	
1055 Vicy Greenwood	40		/	/					2				2								
1056 Hall Greenwood	40	/		/																	
1057 Lucy Greenwood	35		/	/			11	5					15		30						
1058 Agnes Mart	12	/		/																	
1059 Ansel Mart	10	/		/																	
1060 Mrs Okchaya	25	/		/																	
1061 Sarah Attafama	18		/	/					3												
1062 Myrie Thompson	18		/	/					1					10							
1063 Louis Green	30	/		/					3					15							
1064 Phebe Green	50		/	/			6	5						14							
1065 Samuel Thompson	4	/		/										12							
1066 Willman Wilson	12	/		/					2												
1067 Sarmos Homana	50	/		/					4					13							
1068 Frelaud Seylore	31	/		/										4							
1069 Sophia Seylore	25		/	/			10	10		10				10							
1070 Allen Seylore	5	/		/																	
1071 Isaac Seylore	3	/		/																	
1072 Sarah Seylore	1		/	/																	
1073 Sarah Wade	36		/	/					2					50							
1074 Alexander Wade	8	/		/																	
1075 Serena Louis	23		/	/																	
1076 Alfred Bacon	50	/		/										5							
1077 Simon Bacon	8	/		/			20	10	2	150			50		110						
1078 Agnes Bacon	6		/	/																	
1079 Mary Bacon	4		/	/																	
1080 Johnson Bacon	1	/		/																	
1081 Vincy Seylore	25		/	/																	
1082 Joshua Seylore	7	/		/					3		20										
TOTALS		77	14	31				47	50	2	180			450		150					



Census of *Choctaw* County,

Choctaw Nation, 1885.

NAMES.		DESCRIPTION OF PERSONS.					LAND.		LIVE STOCK.					AGRICULTURAL PRODUCTS.				MISCELLANEOUS.		
		AGE.	Male.	Female.	Indian.	White.	Colored.	OCCUPATION.	Acres under Cultivation.	No. of Horses.	No. of Mules.	No. of Cattle.	No. of Sheep.	No. of Goats.	No. of Hogs.	No. Bales of Cotton.	No. Bushels of Corn.	No. Bushels of Wheat.	No. Bushels of Oats.	OTHER INFORMATION.
1052	Sarah Bench	55	/	/				Farmer												
1053	Eliza Dixon	40	/	/																
1054	Mehahkabe Greenwood	70	/	/																
1055	Vivay Greenwood	40	/	/																
1056	Hall Greenwood	40	/	/					11	5							30			
1057	Lucy Greenwood	35	/	/																
1058	Agnes Martz	14	/	/																
1059	Israel Martz	10	/	/																
1060	Edw Okchaya	25	/	/						3										
1061	Sarah Itafama	18	/	/						1					10					
1062	Mysie Thompson	18	/	/						3					15					
1063	Louis Green	30	/	/					6	5										
1064	Phibe Green	50	/	/																
1065	Samuel Thompson	4	/	/						2										
1066	William Wilson	12	/	/						4					13					
1067	Samos Homma	50	/	/											4					
1068	Freland Seylore	31	/	/					10	10		20			10					
1069	Sophia Seylore	25	/	/																
1070	Allen Seylore	5	/	/																
1071	Isaac Seylore	3	/	/																
1072	Sarah Seylore	1	/	/																
1073	Sarah Wade	56	/	/						2					50					
1074	Alexander Wade	8	/	/																
1075	Serena Louis	23	/	/											5					
1076	Alfred Bacon	50	/	/					20	10	2	150			310					
1077	Simon Bacon	8	/	/																
1078	Agnes Bacon	6	/	/																
1079	Mary Bacon	4	/	/																
1080	Johnson Bacon	1	/	/																
1081	Vivay Seylore	25	/	/																
1082	Joshua Seylore	7	/	/						3		20								
TOTALS		17	14	31					47	50	2	180			450		150			



Census of *Kiometia* County,

Choctaw Nation, 1885.

NAMES	AGE	DESCRIPTION OF PERSONS					OCCUPATION	LAND.	LIVE STOCK.						AGRICULTURAL PRODUCTS.				MISCELLANEOUS.
		Male.	Female.	Indian.	White.	Colored.		Acres under Cultivation.	No. of Horses.	No. of Mules.	No. of Cattle.	No. of Sheep.	No. of Goats.	No. of Hogs.	No. Bales of Cotton.	No. Bushels of Corn.	No. Bushels of Wheat.	No. Bushels of Oats.	OTHER INFORMATION.
1083 Louena Jeffere	5		1	1															
1084 Louis Jeffere	2	1																	
1085 John Peter	33	1				Farmer	2	2	1	10									
1086 Missie Peter	25		1	1															
1087 Simon Peter	11	1																	
1088 Thompson Coleman	28	1				Farmer	3	1				50							
1089 Moley Coleman	30		1	1															
1090 Susan Coleman	5		1	1															
1091 Jimmon Coleman	2	1																	
1092 Eden Ward	30	1				Farmer	15	8	20			50							
1093 Sinai Ward	30		1	1															
1094 George Ward	9	1																	
1095 Susan Ward	18		1	1															
1096 Cunningham Ward	11	1																	
1097 Isaac Cole	25	1				Farmer						20							
1098 Vinny Cole	25		1	1															
1099 Samuel Cole	5	1																	
1100 Allen Cole	7	1																	
1101 Louis Silas	24	1					6	3	29			24		10					
1102 Louisa Silas	8		1	1															
1103 Serana Silas	28		1	1															
1104 Anderson Ashalintabe	25	1										10							
1105 Sim Folsom	20	1										3							
1106 Lottie Folsom	15		1	1															
1107 Luke Allen	30	1																	
1108 Solomon Thomas	15	1																	
1109 Wisey Sanders	18		1	1															
1110 Alexander Sanders	10	1					5	1				45		55					
1111 Robert Sanders	7	1										6							
1112 Robert Martin	30	1				Farmer	3	2				7							
1113 Mary Martin	20		1	1															
TOTALS		19	12	31			34	17	1	49	10	215		65					



NAMES.	DESCRIPTION OF PERSONS.						OCCUPATION.	LAND.	LIVE STOCK.						AGRICULTURAL PRODUCTS.				MISCELLANEOUS.
	AGE.	Male.	Female.	Indian.	White.	Colored.		Acres under Cultivation.	No. of Horses.	No. of Mules.	No. of Cattle.	No. of Sheep.	No. of Goats.	No. of Hogs.	No. Bales of Cotton.	No. Bushels of Corn.	No. Bushels of Wheat.	No. Bushels of Oats.	OTHER INFORMATION.
1114	Ida Martin	1		1															
1115	Holinabe Peter	100	1		1		Farmer	10	5				10						
1116	Human Cooper	24	1		1														
1117	Isabel Cooper	18		1	1														
1118	Mary Cooper			1	1														
1119	Louisa Cooper			1	1														
1120	Rebecca Houston	90		1	1		Farmer	25	3				12						
1121	Elizabeth McLean	30		1	1		"	3	3				26	10					
1122	Simon Joseph (or Joe)	35	1		1			16					30	10					
1123	Sophia Joseph	28		1	1														
1124	Nicholas Joseph	2	1		1														
1125	Martha Coleman	50		1	1								6						
1126	Sampson Joe	18	1		1														
1127	Gibbie Going	35	1		1		Farmer	24	6	7			10	150					
1128	Elizabeth Going	40		1	1														
1129	Hampson Going	5	1		1														
1130	Binnie Wacum	7	1		1														
1131	Susan Wacum	9		1	1														
1132	Sissy Going	1		1	1														
1133	Joshua Crowder	31	1		1		"	25	4	60			200	3	150				
1134	Sophia Crowder	33		1	1														
1135	Richard Crowder	13	1		1														
1136	Martin Crowder	11	1		1														
1137	Eli Crowder	6	1		1														
1138	Anna Crowder	8		1	1														
1139	Lizzie Crowder	5		1	1														
1140	Rachel Crowder	2		1	1														
1141	John Stidham	30	1		1			80	7	50			10	1	150				Citizen by marriage
1142	Mary Stidham	35		1	1														
1143	Elizabeth Stidham	8		1	1														
1144	Zachariah Stidham	6	1		1														
TOTALS		14	17	30	1			183	28	117			304	4	470				



Census of *Nowata* County,

Choctaw Nation, 1885

NAMES.	AGE.	DESCRIPTION OF PERSONS.					OCCUPATION.	LAND.	LIVE STOCK.						AGRICULTURAL PRODUCTS.				MISCELLANEOUS.
		Male.	Female.	Indian.	White.	Colored.		Acres under Cultivation.	No. of Horses.	No. of Mules.	No. of Cattle.	No. of Sheep.	No. of Goats.	No. of Hogs.	No. Bales of Cotton.	No. Bushels of Corn.	No. Bushels of Wheat.	No. Bushels of Oats.	OTHER INFORMATION.
1145 Myomie Stidham	6		1	1															
1146 Sarah Ann Stidham	2		1	1															
1147 Joseph Stidham	1	1																	
1148 David Oklabe	50	1		1		Farmer	2	1											
1149 Josephus Oklabe	12	1		1															
1150 Melina Oklabe	18		1	1															
1151 Albert Loman	19	1		1															
1152 Seabelle Oklabe	10		1	1															
1153 Louisiana Oklabe	8		1	1															
1154 Susan Oklabe	6		1	1															
1155 Mitchell Brewer	35	1		1		Farmer	5					8		10					
1156 Anna Brewer	40		1	1															
1157 Jincy Kirklin	20		1	1					5	4		7							
1158 Sophia Brewer	5		1	1															
1159 John Allen	40	1		1		"	6	5				7		70					
1160 Rebecca Allen	27		1	1															
1161 Elizabeth Allen	16		1	1															
1162 Susan Allen	13		1	1															
1163 Joseph Allen	11	1		1															
1164 Allen Allen	7	1		1															
1165 Alexander Skelton	16	1		1															
1166 Michael Webster	29	1		1		"	7	2	19			32		10					
1167 Martha Webster	23		1	1															
1168 Jimpson Cole	6	1		1															
1169 Willis Wilson	8	1		1															
1170 Armetan Wilson	17	1		1															
1171 Frank Durant	15	1		1															
1172 Alice Durant	20		1	1															
1173 Wilson Durant	48	1		1															
1174 Wiley Durant	40		1	1			25	2				40	2	150					
1175 Samuel Durant	7	1		1															
TOTALS		16	15	31			45	15	21			94	2	220					



Census of *Kiometia* County,

Choctaw Nation, 1885.

NAMES.	DESCRIPTION OF PERSONS.						OCCUPATION.	LAND.	LIVE STOCK.						AGRICULTURAL PRODUCTS.				MISCELLANEOUS.	
	AGE.	Male.	Female.	Indian.	White.	Colored.		Acres under Cultivation.	No. of Horses.	No. of Mules.	No. of Cattle.	No. of Sheep.	No. of Goats.	No. of Hogs.	No. Bales of Cotton.	No. Bushels of Corn.	No. Bushels of Wheat.	No. Bushels of Oats.	OTHER INFORMATION.	
1176	Cornelius Parker	49	1		1		Farmer	20	3				40	1	80					
1177	Eliza Parker	47		1	1															
1178	Nelson Parker	3	1		1		} <i>Yours</i>													
1179	Charles Parker	3	1		1															
1180	Samuel Parker	6	1		1															
1181	James Hambey	22	1		1		Farmer	5					8		10					
1182	Marcissa Hambey	28		1	1															
1183	John Durant	30	1		1		Farmer	9	1	4			40							
1184	Mykie Searu	20		1	1															
1185	Molsie Jackson	80		1	1		Farmer													
1186	Calvin Jackson	25	1		1			20	6	1	9		40	1	100					
1187	Isabel Jackson	50		1	1															
1188	Patsie Jackson	4		1	1															
1189	Eliza Jackson	1		1	1															
1190	James Parker	47	1		1		Farmer	14	9	1	18		45	1	10					
1191	Sarah Parker	50		1	1															
1192	Stephen Parker	19	1		1															
1193	Dickson Parker	11	1		1															
1194	Molsie Parker	9		1	1															
1195	Mary Parker	17		1	1															
1196	Davis Jackson	38	1		1		Farmer	12	3	1	11	2	20	1	20					
1197	Lizzie Jackson	27		1	1															
1198	John Jackson	7	1		1															
1199	Johnson Jackson	2	1		1															
1200	Freeman Jackson	1	1		1															
1201	William Jones Sr	57	1		1		Farmer	20	7	3	60	40	100	3	150				"Well known Billy Jones"	
1202	Isabel Jones	44		1	1															
1203	Susan Jones	18		1	1															
1204	Rogers Jones	6	1		1															
1205	Senai Jones	4		1	1															
1206	Sarah Jones	2		1	1															
TOTALS			16	15	31			100	29	6	122	40	2	293	7	370				





NAMES.	AGE.	DESCRIPTION OF PERSONS.					OCCUPATION.	LAND.		LIVE STOCK.						AGRICULTURAL PRODUCTS.				MISCELLANEOUS.
		Male.	Female.	Indian.	White.	Colored.		Acres under Cultivation.	No. of Horses.	No. of Mules.	No. of Cattle.	No. of Sheep.	No. of Goats.	No. of Hogs.	No. Bales of Cotton.	No. Bushels of Corn.	No. Bushels of Wheat.	No. Bushels of Oats.	OTHER INFORMATION.	
1207 Lucy Burris	14		1	1																
1208 Rogers Nelson	26	1		1			Farmer	30	16	24			11	1	110					
1209 Sinai Nelson	44		1	1																
1210 Betsy Nelson	11		1	1																
1211 Jimbn Burris	19	1		1				5	1				10							
1212 Mercy Chaffallabe	30		1	1																
1213 Morris	1	1		1																
1214 David Harrison	36	1		1																
1215 Jincy Harrison	26		1	1																
1216 Sally Harrison	9		1	1																
1217 William Jones jr	25	1		1				13	2	5			100	1	25					
1218 Annie Jones	19		1	1																
1219 Frank A. Jones	1	1		1																
1220 James Going	28	1		1			Farmer	30	4	9			100		150					
1221 Lebelte Going	17		1	1																
1222 Nicholas Going	5	1		1																
1223 Ball Going	4	1		1																
1224 Elizabeth Going	1		1	1																
1225 Serana Going	1		1	1																
1226 Birtie Crowder	7		1	1																
1227 Samuel Going	18	1		1			Farmer	15	1				80		55					
1228 Sarah McCann	33		1	1				4	3											
1229 Daniel Wade	29	1		1				20	10	17		2	90		100					
1230 Levicey Wade	62		1	1																
1231 Abel Silas	13	1		1																
1232 Levi Wade	24	1		1				8	8	6	2		58	1	60					
1233 Sissie Wade	29		1	1																
1234 Gibson Jones	35	1		1				40	9	2	15		50	2	100					
1235 Eliza Jones	20		1	1																
1236 Simon Jones	5	1		1																
1237 Isaac Jones	4	1		1																
TOTALS		16	15	31				165	54	2	76	2	2	479	5	600				



NAMES.	DESCRIPTION OF PERSONS.						OCCUPATION.	LAND.		LIVE STOCK.						AGRICULTURAL PRODUCTS.			MISCELLANEOUS.
	AGE.	Male.	Female.	Indian.	White.	Colored.		Acre under Cultivation.	No. of Horses.	No. of Mules.	No. of Cattle.	No. of Sheep.	No. of Goats.	No. of Hogs.	No. Bales of Cotton.	No. Bushels of Corn.	No. Bushels of Wheat.	No. Bushels of Oats.	OTHER INFORMATION
1238 Louis Reflore	19	1		1															
1239 William Jones	28	1		1			10	7		10			10	1	130				
1240 Martha Jones	27		1	1															
1241 William Wade	28	1		1				1					20						
1242 Louisa Wade	26		1	1															
1243 David Gibson	40	1		1			10	2							60				
1244 William Gibson	10	1		1															
1245 Melissa Wilson	45		1	1															
1246 Bally Wilson	15	1		1															
1247 Vincy Davis	25		1	1				2					15						
1248 Rachel Davis	8		1	1															
1249 Susan Allison	22		1	1															
1250 Daniel Hart	15	1		1															
Previous amount		7	6	13			20	13		10			45	1	190				
Total amount -		617	620	1125	55	7	5683	2270	64	6707	307	97	10767	275	18789	220	775		
		624	626	1188	55	7	5703	2283	64	6717	307	97	10812	276	18979	220	775		

I hereby certify that above and foregoing taken in the County of *Hiometia* file in my office.

transcript is a true and correct copy of census and are in original record book now on

In Testimony whereof I have hereunto affixed the seal of the Choctaw Nation, this the 7<sup>th</sup> day of August A.D. 1886.

Thompson McKimney,  
National Secretary,  
Choctaw Nation.





Choctaw Nation, 1885

LAND.	LIVE STOCK.						AGRICULTURAL PRODUCTS.				MISCELLANEOUS.
Acres under Cultivation.	No. of Horses.	No. of Mules.	No. of Cattle.	No. of Sheep.	No. of Goats.	No. of Hogs.	No. Bales of Cotton.	No. Bushels of Corn.	No. Bushels of Wheat.	No. Bushels of Oats.	OTHER INFORMATION

*The Census of Blue County  
 of the 3<sup>rd</sup> Judicial District Choctaw  
 Nation, taken in the year 1885*


25795 INDIAN OFFICE  
 Incas. No. 76 1886



Census of *Blue* County,

Choctaw Nation, 1885.

NAMES.	AGE.	DESCRIPTION OF PERSONS.					OCCUPATION.	LAND.	LIVE STOCK.						AGRICULTURAL PRODUCTS.				MISCELLANEOUS.	
		Male.	Female.	Indian.	White.	Colored.		Acres under Cultivation.	No. of Horses.	No. of Mules.	No. of Cattle.	No. of Sheep.	No. of Goats.	No. of Hogs.	No. Bales of Cotton.	No. Bushels of Corn.	No. Bushels of Wheat.	No. Bushels of Oats.	OTHER INFORMATION	
1 A. W. Tolson	45	1		1			Farmer	45	50	2	100	60		150		200		150		
2 Lewis Tolson	15	1		1																
3 Andrew Tolson	11	1		1																
4 Robert Tolson	7	1		1																
5 Mrs. Nancy Tolson	38		1	1																
6 Louisa Tolson	17		1	1																
7 Arabella Tolson	14		1	1																
8 Mattie Tolson	7		1	1																
9 Francis Tolson	4		1	1																
10 Nancy Tolson	1		1	1																
11 S. H. Stark	52	1			1		Doctor	30	1	2	15			30		250		100		
12 Shumas Stark	13	1		1																
13 Sarah Stark	10	1		1																
14 W. W. Stark	1	1		1																
15 Mrs. Blanche Stark	35	X	1	1																
16 Emma Stark	16		1	1																
17 Maydell Stark	7		1	1																
18 Moddie Stark	5		1	1																
19 Louis Stark	3	X	1	1																
20 Joseph P. Tolson	62	1		1			Attorney	30	15		35	15		60		200		100		
21 Annie Brazier	6		1	1																
22 Coriulia Brazier	4		1	1																
23 Coriulia James	21	1		1				18	5		10			15		15		100		
24 Walter James	16	1		1					1											
25 Robin Jones	52	1		1				10	4		3			30		40				
26 John Brazier	14	1		1																
27 Joshua Leflore	7	1		1																
28 Phillis Jones	50		1	1																
TOTALS		14	10	26	2			133	82	4	163	73		30		765		450		





NAMES.	AGE.	DESCRIPTION OF PERSONS.					OCCUPATION.	LAND.	LIVE STOCK.					AGRICULTURAL PRODUCTS.				MISCELLANEOUS.	
		Male.	Female.	Indian.	White.	Colored.		Acres under Cultivation.	No. of Horses.	No. of Mules.	No. of Cattle.	No. of Sheep.	No. of Goats.	No. of Hogs.	No. Bales of Cotton.	No. Bushels of Corn.	No. Bushels of Wheat.	No. Bushels of Oats.	OTHER INFORMATION.
29 William Mator	40	/		/															
30 Willie Mator	14	/		/															
31 Charles Mator	12	/		/															
32 Albert Mator	8	/		/															
33 Thomas Mator	5	/		/															
34 Mrs. Mary Mator	40		/	/				1	6			10							
35 Susie Mator	4		/	/															
36 Ori Mator	1		/	/															
37 Isaiah Arrington	20	/		/				2											
38 Lina Harkin	25		/	/															
39 Selian Harkin	3		/	/															
40 Joseph Hampton	30	/		/			Farmer	2				13		50					
41 Isaac Hampton	6	/		/															
42 Thomas Hampton	4	/		/															
43 Alex. Hampton	3	/		/															
44 Mrs. Ellen Hampton	23		/	/															
45 Jincy Hampton	2		/	/															
46 John Durant	28	/		/				1				7		3					
47 Jesse Durant	3	/		/															
48 Alex. Durant	2	/		/															
49 Esabel Durant	32		/	/															
50 Mary James	2		/	/															
51 W. G. Gardner	3	/		/				10	10										
52 William Gardner	4	/		/															
53 Arthur Gardner	2	/		/															
54 Arena Gardner	22		/	/															
55 Lelia Gardner	15		/	/															
TOTALS		16	11	22				10	16	6		30		53					





Census of *Blue* County,

Choctaw Nation, 1885

NAMES.	DESCRIPTION OF PERSONS.						OCCUPATION.	LAND.	LIVE STOCK.						AGRICULTURAL PRODUCTS.				MISCELLANEOUS.
	AGE.	Male.	Female.	Indian.	White.	Colored.		Acres under Cultivation.	No. of Horses.	No. of Mules.	No. of Cattle.	No. of Sheep.	No. of Goats.	No. of Hogs.	No. Bales of Cotton.	No. Bushels of Corn.	No. Bushels of Wheat.	No. Bushels of Oats.	OTHER INFORMATION.
56 Steward Tolson	32	1			1		Farmer	8	4	2				38	26				
57 Josiah Tolson	12	1			1														
58 Alfred Tolson	5	1			1														
59 Missie Tolson	40		1																
60 Stephen Tolson	2	1			1														
61 Polly Ann Tolson	5		1																
62 Pulsey Fry	48	1		1			"	35	3	4			27	1	60				
63 Edmund Fry	5	1			1														
64 Lewis Fry	11	1			1														
65 James Fry	3	1			1														
66 Basie Fry	35		1		1														
67 Phillis Fry	13		1		1														
68 Jamine Fry	2		1		1														
69 Billy Fry	38	1			1		"	9	2					25					
70 Samuel Fry	17	1			1														
71 Willie Fry	16	1			1														
72 Vicie Fry	30		1		1														
73 Ella Fry	5		1		1														
74 Lena Fry	6		1		1														
75 Emma Fry	1		1		1														
76 D. M. Cochuar	36	1			1		"	2				10	1						
77 D. J. Cochuar	7	1			1														
78 Mary E. Cochuar	26		1		1														
79 Laura Cochuar	10		1		1														
80 Mahely Cochuar	9		1		1														
81 Elvira Cochuar	11		1		1														
TOTALS		1	12	14	25	1		52	11	6			75	2	111				



Census of *Blue* County,

Choctaw Nation, 1885


NAMES.	DESCRIPTION OF PERSONS.						OCCUPATION.	LAND. Acres under Cultivation.	LIVE STOCK.						AGRICULTURAL PRODUCTS.				MISCELLANEOUS. OTHER INFORMATION
	AGE.	Male.	Female.	Indian.	White.	Colored.			No. of Horses.	No. of Mules.	No. of Cattle.	No. of Sheep.	No. of Goats.	No. of Hogs.	No. Bales of Cotton.	No. Bushels of Corn.	No. Bushels of Wheat.	No. Bushels of Oats.	
82 Gullway William	35	1		1															
83 George William	41	1		1															
84 Sally William	38		1	1															
85 Eunice William	12		1	1															
86 Eliza William	7		1	1															
87 Harriet Byington	24		1	1															
88 Charles William	31	1		1															
89 Lucy William	20		1	1															
90 Junner William	1	1		1															
91 Albert W. Daniel	24	1		1															
92 George Allen	28	1		1															
93 Nancy Allen	24		1	1															
94 Polly Hampton	70		1	1															
95 Susan Leftore	15		1	1															
96 Robert Leftore	33	1		1															
97 Gehiel Leftore	5		1	1															
98 Levisa Leftore	7		1	1															
99 Lewis	34		1	1															
100 Daniel Leftore	45	1		1															
101 Finny Leftore	40		1	1															
102 G. W. Risner	69	1		1	1														
103 Sealy Risner	35		1	1															
104 Caroline Risner	9		1	1															
105 Selina Hooper	35		1	1															
106 Loss Loring	22	1		1															
107 Martha Loring	30		1	1															
108 Crastus A. Willis	26	1		1															
109 Minnie Willis	30		1	1															
TOTALS		11	17	21	8														
							227	120	1	980	9	744	1457						



Census of *Blaine* County,

Choctaw Nation, 1885

DESCRIPTION OF PERSONS.										LAND.	LIVE STOCK.						AGRICULTURAL PRODUCTS.				MISCELLANEOUS.
NAMES.	AGE.						OCCUPATION.	Acres under Cultivation.											OTHER INFORMATION.		
		Male.	Female.	Indian.	White.	Colored.			No. of Horses.	No. of Mules.	No. of Cattle.	No. of Sheep.	No. of Goats.	No. of Hogs.	No. Bales of Cotton.	No. Bushels of Corn.	No. Bushels of Wheat.	No. Bushels of Oats.			
110 Willie Wilson	27	1		1			Farmer	8	4	4				15							
111 Marvann Wilson	30		1	1																	
112 Tentusca Wilson	5		1	1																	
113 Elsarie Wilson	1		1	1																	
114 Louie Wilson	24	1		1			"		4	1	18	5		20		20					
115 Ellen Wilson	20		1	1																	
116 Lewis Nelson	24	1		1			"	27	5					24							
117 Wilson Mosely	9		1	1																	
118 Lerana Mosely	12		1	1																	
119 Susan Mosely	10		1	1																	
120 Ezebal Bully	60		1	1					2		10			5							
121 Willie Hebert	11		1	1																	
122 Garland Wilson	85								1		4										
123 Dixon Wilson	25	1		1																	
124 Daniel Payton	34								1					30							
125 Phillip Payton	8	1		1																	
126 Esabell Payton	25		1	1																	
127 Cathrine Payton	7		1	1																	
128 Mary Payton	4		1	1																	
129 Richman Payton	24	1		1					4	1				4							
130 Lewis Pistocka	24	1		1										30							
131 Buck James	21	1		1					6	4				10							
132 Saticna	60		1	1					5	10				10							
133 Benny Hunter	66	1		1				300	30	6	80	85		100	10	600					
134 Thomas Hunter	14	1		1																	
135 G. H. Hunter	5	1		1																	
136 Tennessee Hunter	43		1	1																	
137 Mary Jane Hunter	13		1	1																	
138 Belle Hunter	3		1	1																	
139 Emma Hunter	17		1	1																	
TOTALS		13	15	28					335	62	6	831	90	148	10	620					





Census of

*W. L. L.*

County,

Choctaw Nation, 1885.

NAMES.	AGE.	DESCRIPTION OF PERSONS.					OCCUPATION.	LAND. Acres under Cultivation.	LIVE STOCK.						AGRICULTURAL PRODUCTS.				MISCELLANEOUS. OTHER INFORMATION.
		Male.	Female.	Indian.	White.	Colored.			No. of Horses.	No. of Mules.	No. of Cattle.	No. of Sheep.	No. of Goats.	No. of Hogs.	No. Bales of Cotton.	No. Bushels of Corn.	No. Bushels of Wheat.	No. Bushels of Oats.	
1110 Willie Smallwood	13	1		1															
1111 John Smallwood	8	1		1															
1142 Willie Hunter	23	1		1			4	1	1	20			10						
1113 Mauda Hunter	23		1		1														
1144 Cornelius Jones	52	1		1		Farmer	55	55	2	60	40	1	150	200					
1145 Nancy Jones	23		1		1														
1146 Carolines Jones	17		1		1														
1147 Charles Victor	14	1		1															
1118 Benjamin James	22	1		1				1											
1117 Francis James	15		1	1															
130 Peter Jones	8	1		1															
131 Judia Brown	40		1	1															
132 O. P. Gess	33				1	Farmer		2		2									
133 John Gess	7	1		1															
134 Pogo Gess	3	1		1															
135 Rhoda Gess	33		1	1															
136 Esties Gess	2		1	1															
137 Lena Gess	6		1	1															
138 Lily Gess	8 mo		1	1															
154 Willy Stewart	61	1		1			7	3	1		3	20	1	150		235			
150 James Stewart	10	1		1															
161 Samuel Stewart	15	1		1															
162 Nancy Stewart	55		1	1															
163 Betsy Loman	9		1	1															
164 J. H. Bryant	30	1		1			100	25	15	200			100	300	100	10	200		
165 Albert Bryant	8	1		1															
166 Alfred Bryant	6	1		1															
167 Neapolian Bryant	2	1		1															
168 Susan Bryant	22	1	1																
169 Samuel Garner	22	1		1			5		30			10							
TOTALS		16	13	25	2		168	92	21	313	40	11	290	230	530	10	1155		




13

Census of Blue County,

Choctaw Nation, 1885

NAMES.	AGE.	DESCRIPTION OF PERSONS.					OCCUPATION.	LAND.		LIVE STOCK.						AGRICULTURAL PRODUCTS.				MISCELLANEOUS.
		Male.	Female.	Indian.	White.	Colored.		Acres under Cultivation.	No. of Horses.	No. of Mules.	No. of Cattle.	No. of Sheep.	No. of Goats.	No. of Hogs.	No. Bales of Cotton.	No. Bushels of Corn.	No. Bushels of Wheat.	No. Bushels of Oats.	OTHER INFORMATION.	
170 Leatrin Beames	37	1		1			Farmer	30	10		15	150		75	6	50		50		
171 Julius Beames	8	1		1																
172 Samuel Beames	3	1		1																
173 George Beames	2	1		1																
174 James Beames	11	1		1																
175 Isham Beames	4	1		1																
176 Edmund Beames	5	1		1																
177 Eliza Beames	26		1	1																
178 Susan Beames	13		1	1																
179 Fadelia Beames	12		1	1																
180 Lucy Beames	9		1	1																
181 Emma Beames	60		1	1																
182 J. W. Robinson	33	1		1	1		Stone work	10	3 2 70		10			25						
183 Jane Robinson	25		1	1																
184 Adolphus Riddle	24	1		1				250	8	1	75		40	3	1000	20	300			
185 Ella Riddle	20		1	1																
186 Emma Riddle	1		1	1																
187 G. W. Gardner	41	1		1				24	5		5		2	150			20			
188 Edward Gardner	14	1		1																
189 Daniel Gardner	12	1		1																
190 Robert Gardner	8	1		1																
191 Willie Gardner	6	1		1																
192 Drabella Gardner	30		1	1																
193 Gebele Gardner	16		1	1																
194 Mary Gardner	10		1	1																
195 Dona Gardner	3		1	1																
196 Eastman McFee	37	1		1					10	6		4	46		20					
197 Sally McFee	30		1	1																
198 Esabell McFee	10		1	1																
199 Susan McFee	13		1	1																
TOTALS		16	14	39	1			310	38	7	103		224	11	1250	8	570			





Census of *Choctaw* County,

Choctaw Nation, 1885

NAMES.	DESCRIPTION OF PERSONS.						OCCUPATION.	LAND.	LIVE STOCK.						AGRICULTURAL PRODUCTS.				MISCELLANEOUS.
	AGE.	Male.	Female.	Indian.	White.	Colored.		Acres under Cultivation.	No. of Horses.	No. of Mules.	No. of Cattle.	No. of Sheep.	No. of Goats.	No. of Hogs.	No. Bales of Cotton.	No. Bushels of Corn.	No. Bushels of Wheat.	No. Bushels of Oats.	OTHER INFORMATION.
200 Christopher Beach	47	1		1			Stock Raiser	15	8	30			100	16	600		200		
201 Daniel Beach	11	1		1															
202 John Beach	7	1		1															
203 Josiah Beach	5	1		1															
204 Nancy Beach	25		1																
205 Abigail Beach	10		1																
206 Josephina Beach	9		1																
207 Adeline Beach	3		1																
208 Abner	53	1					Farmer	65	15	1	50	30	100	4	100		60		
209 Adeline McElure	20		1																
210 W. W. McElure	8	1		1						3	30								
211 Joseph Nelson	31	1		1				16	4	1	11	16	44	4	60				
212 Solomon Nelson	14	1		1															
213 Jannie Nelson	38		1																
214 Mitchell Nelson	67	1		1															
215 John Nelson	7	1		1															
216 Gilbert Nelson	5	1		1															
217 David Nelson	3	1		1															
218 Sophie Nelson	18		1																
219 Francis Nelson	13		1																
220 Emeline Nelson	8 <sup>mo</sup>		1																
221 W. W. Hampton	44	1		1			"	100	50	4	300		150	5	1200		600		
222 John L. Hampton	12	1		1															
223 Benson Hampton	14	1		1															
224 Susan Hampton	35		1																
225 J. B. Turnbull Jr.	34	1		1				35	30		100	70	5	100	5	200		125	
226 Timothy Turnbull	4 <sup>mo</sup>	1		1															
227 Adeline Turnbull	25		1																
228 Elizabeth Turnbull	4		1						1		2		10						
229 Ellis William	20	1		1															
TOTALS		15	12	30				291	111	6	370	18	5	500	34	1100		986	





Census of *Blue* County,

Choctaw Nation, 1885.


NAMES.	DESCRIPTION OF PERSONS.						OCCUPATION.	LAND.		LIVE STOCK.						AGRICULTURAL PRODUCTS.				MISCELLANEOUS.
	AGE.	Male.	Female.	Indian.	White.	Colored.		Acres under Cultivation.	No. of Horses.	No. of Mules.	No. of Cattle.	No. of Sheep.	No. of Goats.	No. of Hogs.	No. Bales of Cotton.	No. Bushels of Corn.	No. Bushels of Wheat.	No. Bushels of Oats.	OTHER INFORMATION.	
230	Julico Turnbull	60																		
231	Betsy Turnbull	10		2																
232	Josephus Hayes	15																		
233	Jefferson Fry	10	2		4															
234	Benjamin Battiest	34					Stock raiser	40	50	400	100	200		100					30 bee hives.	
235	Travisway Battiest	5	2																	
236	Kazie Battiest	33																		
237	Hannett Battiest	8																		
238	Annie Battiest	6																		
239	Rachael Battiest	4																		
240	Finney Battiest	2		5	7															
241	William Saunders	14	1		1															
242	Mary Durant	47		1	1		Stock raiser	50	20	150	30	100	5	200						
243	Lewis Peter	13	1		1															
244	Thompson McLean	35	1				Farmer	30	2	4		50	2	200						
245	Suey McLean	50		1	2															
246	Wilburn McLean	20	1		1															
247	Joseph Hogan	29					Farmer	12	3			100	5	150						
248	Sidney Hogan	2	2																	
249	Eliza Hogan	25																		
250	Francis Hogan	4		2	4															
251	Jonnis Brown	44					Doctor	4				12		15						
252	Gilda Brown	1	2																	
253	Molsey Brown	20																		
254	Mary Brown	5		2	4															
255	J. N. Lee	29				1	Stock raiser	50	2	3	200									
256	Mack Lee	16	2																	
257	Ettie Lee	20		1	2															
258	Allen Thompson	24	1		1			7	3	18										
259																				
TOTALS			15	14	28	1		273	110	3	922	130	662	10	665				30 bee hives.	



Census of Blue County,

Choctaw Nation, 1885

NAMES.	DESCRIPTION OF PERSONS.						OCCUPATION.	LAND.		LIVE STOCK.							AGRICULTURAL PRODUCTS.			MISCELLANEOUS.
	AGE.	Male.	Female.	Indian.	White.	Colored.		Acres under Cultivation.	No. of Horses.	No. of Mules.	No. of Cattle.	No. of Sheep.	No. of Goats.	No. of Hogs.	No. Bales of Cotton.	No. Bushels of Corn.	No. Bushels of Wheat.	No. Bushels of Oats.	OTHER INFORMATION.	
259 G. W. Thompson	56						Attorney	65	7		20			50	10	300				
260 Jacob Thompson	7																			
261 Greenwood Thompson	4	3																		
262 Susan Thompson	43																			
263 Josephine Thompson	13		2	5																
264 Samuel Gardner	55						Farmer	6	7		20	4		20		10				
265 Bazil Gardner	15	2																		
266 Moley Gardner	62																			
267 Seely Aleohtabe	15		2	4																
268 McKinney Holton	21	1												6						
269 Kezey Loreno	17							40												
270 Loreno Lewis	10							.6	3		3			20						
271 Eliza Lewis	7																			
272 Ellen Lewis	5		4	5																
273 Jorris Byington	65	1		1																
274 Thompson Harris	24	1		1				4	1					25						
275 Josiah Lewis	32	1						1	1											
276 Arabel Lewis	20		1	2																
277 William Sheehen	22	1			1		Farmer	15	2		7			8						
278 Mary Sheehen	18		1	1																
279 Peter Quinn	48	1			1		Pedler		1		1									
280 Simon Honey	60	1		1																
281 John Greeney	38								15		25	24		16	1	400		40		
282 Love Impson	15																			
283 David Impson	13																			
284 L. J. Jackson Impson	10	4																		
285 Meliny Greeney	43																			
286 Cora Impson	12																			
287 Lena Impson	11																			
288 Liddie May Greeney	6		4	8																
TOTALS.		16	14	28	2			137	37		76	28		145	11	710		40		





Census of *Blue* County,

Choctaw Nation, 1885.

NAMES.	DESCRIPTION OF PERSONS.						OCCUPATION.	LAND.		LIVE STOCK.						AGRICULTURAL PRODUCTS.				MISCELLANEOUS.
	AGE.	Male.	Female.	Indian.	White.	Colored.		Acres under Cultivation.	No. of Horses.	No. of Mules.	No. of Cattle.	No. of Sheep.	No. of Goats.	No. of Hogs.	No. Bales of Cotton.	No. Bushels of Corn.	No. Bushels of Wheat.	No. Bushels of Oats.	OTHER INFORMATION	
287 Summus Cole	34						Farmer	8	1						60					
290 Robert Cole	14																			
291 Eneasiah Cole	7																			
292 Abner Cole	5																			
293 Ezeriah Cole	3 <sup>weeks</sup> 5																			
294 Lucy Cole	17		1		6															
295 Lottie May	60		1		1															
296 Tecumseh Payton	58							60	11	3	8	5	6							
297 Joseph Payton	21																			
298 Walter Payton	19																			
299 Tecumseh Payton Jr	13																			
300 Noah Payton	12																			
301 Andrew Payton	6																			
302 Benjamin Robert	5		7																	
303 Wiley Payton	45		1		8															
304 Jackson Gaddis	42						Farmer		1					2	150					
305 Frank Gaddis	6																			
306 Eli Gaddis	3	3			3															
307 Melilda Gaddis	24		1		1															
308 Phillip Ishkama	27								2						50					
309 Anderson Ishkama	15	2																		
310 Izabel Ishkama	5		1		3															
311 Silas Hunter	34							12	8	30			150							
312 Sophie Hunter	26	1																		
313 S. E. Hunter	11																			
314 Jincy Hunter	4																			
315 Lodisa Hunter	2		4		5															
316 Samuel Dyer	38	1						25	4	1			150	2	75					
317 Sarah Dyer	40																			
318 Jennie Dyer	8		2		3															
TOTALS		19	11	26	1	3		105	33	30	14	8	14	346	4	635				



Census of *Blue* County,

Choctaw Nation, 1885

NAMES.	DESCRIPTION OF PERSONS.					OCCUPATION.	LAND.	LIVE STOCK.					AGRICULTURAL PRODUCTS.				MISCELLANEOUS.			
	AGE.	Male.	Female.	Indian.	White.		Colored.	Acres under Cultivation.	No. of Horses.	No. of Mules.	No. of Cattle.	No. of Sheep.	No. of Goats.	No. of Hogs.	No. Bales of Cotton.	No. Bushels of Corn.	No. Bushels of Wheat.	No. Bushels of Oats.	OTHER INFORMATION.	
319 William Leflore	38																			
320 Nichell Leflore	10																			
321 Willie Leflore	7	3																		
322 Rosana Leflore	31																			
323 Sarah Ellen Leflore	5																			
324 Lorisia Leflore	3																			
325 Juicy Leflore	5																			
326 Lada Worts	11		5	8																
327 Edmund Jones	36							1				4		60						
328 Sibbie Jones	24																			
329 Benjamin James	21																			
330 Francis James	17																			
331 Susan Moore	30		1	1				3	1			16								
332 J. A. Moore	53				1															
333 Mary Homma	33		1				50	40	80			80	4	100						
334 Solomon Homma	17		1	2																
335 Eliza Hooper	66						6													
336 Silvia Hooper	17		2	2																
337 James Allen	20	1		1																
338 Lillie Harkins	20																			
339 Emma Homma	4																			
340 Eliza Homma	60		3	4			40	30	1	33		20	5	210						60 barrels of Potatoes
341 Selom J. Wilson	25	1																		
342 Francis Wilson	28																			
343 Juicy Turnbull	19																			
344 Emma Turnbull	7		3	4																
345 Johnson Wally	34																			
346 Patterson Wally	14	2																		
347 Sennie Wally	26		1	3																
348 Jackson Jones	15	1		1			7	1	6			25								
TOTALS		8	17	26	1		196	144	2	487	69	15	380	10	770					60 lb of Potatoes.



Census of *Blue* County,

Choctaw Nation, 1885.

NAMES.	AGE.	DESCRIPTION OF PERSONS.					OCCUPATION.	LAND. Acres under Cultivation.	LIVE STOCK.					AGRICULTURAL PRODUCTS.			MISCELLANEOUS. OTHER INFORMATION.	
		Male.	Female.	Indian.	White.	Colored.			No. of Horses.	No. of Mules.	No. of Cattle.	No. of Sheep.	No. of Goats.	No. of Hogs.	No. Bales of Cotton.	No. Bushels of Corn.		No. Bushels of Wheat.
349 Jefferson Colbat	23								4		8			1				
350 Samuel Colbat	22	2		2			Farmer	25	2		4			3	1	160		
351 Jackson Risnor	47				1													
352 Charlie Risnor	18																	
353 Jackson Risnor Jr.	16																	
354 Morris Smith	11	3																
355 Fennie Risnor	27																	
356 Annie Smallwood	12		2	5														
357 W.D. Impson	27						Farmer		1									
358 W.C. Impson	8	2		2														
359 F. A Impson	20		1		1													
360 Josiah Beams	34						Farmer	22	5		12			65		200		
361 Sweeney Frazier	13	2																
362 Mary Beams	35																	
363 Eliza Roberson	9		2	4														
364 John Billy	70	1		1				10	1					20	2	60		
365 Solomon Brooks	28						Farmer	10	1		4			50		100		
366 Eli Brooks	3																	
367 Sarena Brooks	28																	
368 Mary Ann Brooks	2																	
369 Sawm Kochnauer	27	1		1				10	2		5			20	1	100		
370 Bekey Billy	40																	
371 Jincy Lewis	14		2															
372 Walter Billy	11	1		3														
373 Aaron Peter	22	1																
374 Sarbil Peter	30		1	2														
375 Eastman Hunter	24								1									
376 Peter Hunter	4	2		2														
377 Abel Onahotabe	24													5	1	25		
378 Joseph Onahotabe	1																	
TOTALS		15	8	22	2			77	17		33			164	5	645		






NAMES.	AGE.	DESCRIPTION OF PERSONS.					OCCUPATION.	LAND. Acres under Cultivation.	LIVE STOCK.						AGRICULTURAL PRODUCTS.				MISCELLANEOUS. OTHER INFORMATION.
		Male.	Female.	Indian.	White.	Colored.			No. of Horses.	No. of Mules.	No. of Cattle.	No. of Sheep.	No. of Goats.	No. of Hogs.	No. Bales of Cotton.	No. Bushels of Corn.	No. Bushels of Wheat.	No. Bushels of Oats.	
379	Liddie Fry	40		1															
380	William Fry	6	1			2													
381	Louisa Robinson	18		1		1													
382	Coastman Lewis	37	1				8	4					23	2	50				
383	Fannie Lewis	39																	
384	Jincy Lewis	16		2		3													
385	Willy Billy	20	1			1													
386	Charles Fowler	50	1			1	1	2											
387	Benjamin Robert	27	1				Farmer	24	4		3			23	2	50			
388	Molley Robert	19																	
389	Josephine Robert	4		2		3													
390	Jane Eschnauer	70						8	4		10					30			
391	Rannie Eschnauer	2																	
392	Durmer Eschnauer	20											9						
393	Wallace Noah	32	1					6	5		5		6	25		45			
394	Isabel Noah	30																	
395	Collen Frazier	10		2		3													
396	Fielding Wally	56	1				Blacksmith	64	28		37	36		100		30			
397	Eliza Wally	39																	
398	Lincy Echapotabe	42		2		3													
399	Noel Natmitaya	33					Farmer	14	1				12		100				
400	Emon Natmitaya	9																	
401	Davis Natmitaya	4																	
402	Littleton Natmitaya	25																	
403	Sissie Natmitaya	6																	
404	Billy Jackson	48					Farmer	18	7		21	50	4	60	1	90			
405	Stolmon Paul	11	2																
406	Phebe Jackson	32																	
407	Molley Natmitaya	25																	
408	Lizzie Noah	6		2		4													
TOTALS			15	15		30		143	55		76	66	10	252	5	395			





NAMES.	DESCRIPTION OF PERSONS.						OCCUPATION.	LAND.	LIVE STOCK.						AGRICULTURAL PRODUCTS.			MISCELLANEOUS.	
	AGE.	Male.	Female.	Indian.	White.	Colored.		Acres under Cultivation.	No. of Horses.	No. of Mules.	No. of Cattle.	No. of Sheep.	No. of Goats.	No. of Hogs.	No. Bales of Cotton.	No. Bushels of Corn.	No. Bushels of Wheat.	No. Bushels of Oats.	OTHER INFORMATION
409	<i>Gamon Wilson</i>	32																	
410	<i>Collin Wilson</i>	9	2																
411	<i>Coliza Wilson</i>	42																	
412	<i>Malene Wilson</i>	14																	
413	<i>Molly Wilson</i>	12		3	5														
414	<i>Harris Okatahe</i>	45	1		1								10						
415	<i>Ar Louis Hooper</i>	30					<i>Farmer</i>	5	7				34		12				
416	<i>Abel Hooper</i>	20																	
417	<i>Rufus Hooper</i>	1	3		3														
418			6	3	9			10	7				44		12				
4																			
TOTALS																			






NAMES.	AGE.	DESCRIPTION OF PERSONS.					OCCUPATION.	LAND. Acres under Cultivation.	LIVE STOCK.						AGRICULTURAL PRODUCTS.				MISCELLANEOUS. OTHER INFORMATION.
		Male.	Female.	Indian.	White.	Colored.			No. of Horses.	No. of Mules.	No. of Cattle.	No. of Sheep.	No. of Goats.	No. of Hogs.	No. Bales of Cotton.	No. Bushels of Corn.	No. Bushels of Wheat.	No. Bushels of Oats.	
418 Bessand Durant	55	1		1			Farmer	8	10				1			125			Choctaw by blood.
419 Delilah Durank	17		1	1															
420 Allen Durant	18	1		1															
421 Benjamin Washington	50	1		1				17	2	9			10		60				
422 Ellen Washington	52		1	1															
423 Morris Washington	22	1		1															
424 James Boland	37	1		1				5	4	8	16		100		50				
425 Jane Boland	40		1	1															
426 Elizabeth Jones	13		1	1															
427 Stephen Belvin	35	1		1				55		2	15		200		150				
428 Milissa Belvin	40		1	1															
429 Robert Belvin	12	1		1															
430 Joseph Hampton	17	1		1															
431 Jincy Allen	9		1	1															
432 Johnson Frazier	38	1		1					2										
433 Sinai Frazier	25		1	1															
434 C. B. Benson	37	1			1		Merchant & farmer	3	25	2	10		2						Citizen by marriage. Choctaw by blood.
435 C. A. Benson	24		1	1															
436 Minnie Powell	2		1	1															
437 Wilson A. Jones	55	1		1			Farmer & stock raiser	550	200	5	6000		7000	45	3000				25 acres Apple & Peach Orchard Citizen by marriage Choctaw by blood.
438 C. B. Jones	40		1	1															
439 William H. Jones	25	1		1															
440 Nellis Jones	13	1		1															
441 Jackson McField	11	1		1															
442 Mary Pope	24		1	1															
443 Watkins Hays	6	1		1							5		40						
444 Cornelius Hays	5	1		1															
445 Samuel Jones	38	1		1												40			
446 Martha Jones	41		1	1					1										
447 Wilman Jones	12	1		1															
TOTALS	18	12	28	2				618	244	9	6092	21	3	7350	45	3425			



Census of *Blue* County,

Choctaw Nation, 1885.

NAMES.	DESCRIPTION OF PERSONS.						OCCUPATION.	LAND.	LIVE STOCK.						AGRICULTURAL PRODUCTS.				MISCELLANEOUS.
	AGE.	Male.	Female.	Indian.	White.	Colored.		Acres under Cultivation.	No. of Horses.	No. of Mules.	No. of Cattle.	No. of Sheep.	No. of Goats.	No. of Hogs.	No. Bales of Cotton.	No. Bushels of Corn.	No. Bushels of Wheat.	No. Bushels of Oats.	OTHER INFORMATION.
448 Zachariah Jones	31	1		1			Farmer	30	12	2	30			1	100				
449 Milinda Jones	30		1		1														
450 Martha Jones	8		1	1															
451 Ellis Jones	5	1		1															
452 Elizabeth Jones	2		1	1															
453 Josiah Folsom	53	1		1				15	4		12			12	1	100			
454 David Folsom	16	1		1					30		24			15					
455 Silas Fisher	24	1		1				2	4					26		60			
456 Sillia Fisher	23		1	1															
457 Daniel Fisher	5	1		1															
458 Sarah Fisher	2		1	1															
459 Moses Patterson	8	1		1															
460 Eastman Anderson	50	1		1				25	15		14	50		50		250			
461 Elizabeth Anderson	45		1	1															
462 William Anderson	17	1		1															
463 John Folsom	22	1		1					12		5			12					
464 Morris Joslynn	16	1		1					1										
465 Alfred Billy	10	1		1															
466 Albert Carne	24	1		1															
467 Solomon Anderson	30	1		1				5			10	60		10					
468 Sillia Anderson	28		1	1															
469 Lena Anderson	8		1	1															
470 William Anderson	6	1		1															
471 Anna Anderson	3		1	1															
472 Gooding Anderson	27	1		1					2		4			5					
473 Nancy Anderson	27		1	1															
474 Louisa Anderson	6		1	1															
475 John H. Neely	32	1		1				2	2		9	116		100	4	300			alien by marriage
476 Jane Neely	23		1	1															
477 Allen H. Neely	1	1		1															
TOTALS		18	12	28	2			84	82	2	108	226		250	6	810			






Census of Blue County,

Choctaw Nation, 1885

NAMES.	DESCRIPTION OF PERSONS.						OCCUPATION.	LAND.		LIVE STOCK.						AGRICULTURAL PRODUCTS.				MISCELLANEOUS.
	AGE.	Male.	Female.	Indian.	White.	Colored.		Acres under Cultivation.	No. of Horses.	No. of Mules.	No. of Cattle.	No. of Sheep.	No. of Goats.	No. of Hogs.	No. Bales of Cotton.	No. Bushels of Corn.	No. Bushels of Wheat.	No. Bushels of Oats.	OTHER INFORMATION.	
478 Wallace Jones	50	1		1			Farmer	45	3		15	30		100	4	300				
479 Eliza Jones	45		1	1																
480 Simon Jones	20	1		1																
481 Henry Jones	13	1		1																
482 Idd Jones	12		1	1																
483 Halsey Jones	36	1		1																
484 Lucinda Hays	3		1	1																
485 Isaac McClure Sr.	50	1		1				40	6	2	50	8		80	2	100		100		
486 Laura Ann McClure	47		1	1																
487 Truman McClure	17	1		1															<i>Citizen by marriage</i>	
488 Lucetta McClure	13		1	1																
489 Isaac A. McClure Jr.	11	1		1																
490 Apolon B. McClure	10	1		1																
491 William Risner	21	1		1				3	3		14			18		150				
492 Lucy W. Risner	18		1	1																
493 Louisa McCurtain	3		1	1																
494 Alfred Strickland	23	1		1																
495 Noel Jones	15	1		1				2						40	1	20				
496 Mary Jones	30		1	1																
497 Frank Jones	20	1		1															<i>Choctaw</i>	
498 Elizabeth Jones	18		1	1																
499 Stan Wallie Jones	14	1		1																
500 Anna Jones	9		1	1																
501 Lireal Jones	6	1		1																
502 Marcissa Jones	3		1	1																
503 Edward Jones	3	1		1																
504 William W. Richards	55	1		1				3			15	85							<i>Citizen by marriage</i>	
505 Cornelia Richard	40		1	1																
506 Francis Hartins	14		1	1																
507 Mary McKinney	22		1	1																
TOTALS	16	14	27	3				88	17	2	94	125		238	7	570		100		






NAMES.	DESCRIPTION OF PERSONS.						OCCUPATION.	LAND.	LIVE STOCK.						AGRICULTURAL PRODUCTS.				MISCELLANEOUS.
	AGE.	Male.	Female.	Indian.	White.	Colored.		Acres under Cultivation.	No. of Horses.	No. of Mules.	No. of Cattle.	No. of Sheep.	No. of Goats.	No. of Hogs.	No. Bales of Cotton.	No. Bushels of Corn.	No. Bushels of Wheat.	No. Bushels of Oats.	OTHER INFORMATION.
508 Josephine Crocket	7		1	1															
509 Sophia Crocket	2		1	1															
510 Alfred Billy	10	1		1															
511 Albert Garne	24	1		1															
512 Benjamin J. Pickens	48	1		1			Farmer	60	16	4	35		50	3	200				
513 Sarah Pickens	50		1	1															
514 Simeon Notumba Shunbull	12	1		1															
515 Amazon Allen	23	1		1				2											
516 Elizabeth Myers	54		1	1															
517 Alfred Wright	57	1		1			..	80	18		200		200		600				
518 Jane Wright	40		1	1															
519 Serena Wright	15		1	1															
520 Joshua Allen	24	1		1									20						
521 Nelson Harkins	22	1		1															
522 Johnson Baker	39	1		1				4		2			25						
523 Libbie Baker	34		1	1															
524 Narcissa Baker	7		1	1															
525 Elsie Baker	6		1	1															
526 Susan Baker	1		1	1															
527 Silas Harkins	20	1		1				2	8	3	11		14						
528 Selina Harkins	40		1	1															
529 Lytic Battiest	60		1	1															
530 Melvina Nicholas	57		1	1															
531 Allen Nicholas	8	1		1															
532 John Lewis	60	1		1				100	7		6	2	50		150				
533 Mary Lewis	50		1	1															
534 Ammon Daley	24	1		1				50	30	3	60	50	4	100	5	150			
535 Sarah Daily	30		1	1															
536 Gibron Falammi	39	1		1				4	1				20						
537 Jincy Falammi	45		1	1															
TOTALS		14	16	30				296	86	7	300	67	6	479	8	1100			



Census of *Blue* County,

Choctaw Nation, 1885

NAMES	AGE	DESCRIPTION OF PERSONS					OCCUPATION	LAND	LIVE STOCK						AGRICULTURAL PRODUCTS				MISCELLANEOUS
		Male	Female	Indian	White	Colored		Acres under Cultivation	No. of Horses	No. of Mules	No. of Cattle	No. of Sheep	No. of Goats	No. of Hogs	No. Bales of Cotton	No. Bushels of Corn	No. Bushels of Wheat	No. Bushels of Oats	OTHER INFORMATION
538 Patie Palammi	12		1	1															
539 Davis Palammi	5	1		1															
540 Jesse Moses	27	1		1			6						32	1	85				
541 Phebe Moses	25		1	1															
542 Wilson Moses	5	1		1															
543 Louisa Anna Christy	40		1	1															
544 Mintabee	46	1		1		Farmer	8	4	2				5	1	40				
545 Melisy Metabee	23		1	1															
546 Dixon Wilson	28	1		1															
547 George A. Boydston	29	1			1		90	10	125				40		1000				Citizen by marriage.
548 Mary Ann Boydston	24		1	1															
549 John F. Boydston	4	1		1															
550 Alfred D. Boydston	3	1		1															
551 Lucetta Boydston	2		1	1															
552 Elizabeth Boydston	m 2		1	1															
553 Melina Martin	42		1	1				8	85	30			30						
554 Loring S. W. Holcom	63	1		1			110	2	2	25			50	17	80		200		
555 Emmett Kennedy	8	1		1															
556 Charles Hill	53	1			1		35	4	1	130			20						Citizen by marriage.
557 Agnes Bell Hill	m 1		1	1															
558 Samuel Adams	12	1		1			20			12			20						
559 Alfred Gardner	36	1		1			5	3	4				50		150				
560 John Morris	50	1		1			1	2					40		20				
561 Thomas J. Manning	53	1			1		270	300	10	600			100	6	400	400	900		Citizen by marriage
562 Metilda Manning	45		1	1															
563 Forbis Manning	13	1		1															
564 Charles Manning	10	1		1															
565 Thomas Manning	8	1		1															
566 Permalia Manning	6		1	1															
567 Lucy Manning	1		1	1															
TOTALS		18	12	28	2		545	333	13	971	42		407	25	1775	400	900		





Census of *Blue* County,

Choctaw Nation, 1885


NAMES.	DESCRIPTION OF PERSONS.						OCCUPATION.	LAND.	LIVE STOCK.						AGRICULTURAL PRODUCTS.				MISCELLANEOUS.
	AGE.	Male.	Female.	Indian.	White.	Colored.		Acres under Cultivation.	No. of Horses.	No. of Mules.	No. of Cattle.	No. of Sheep.	No. of Goats.	No. of Hogs.	No. Bales of Cotton.	No. Bushels of Corn.	No. Bushels of Wheat.	No. Bushels of Oats.	OTHER INFORMATION.
568 Arthur Manning	4	1		1															
569 Gartrude Thompson	3	1		1															
570 Elizabeth Pennalia Tofferty	61		1	1															
571 Drew Arrington	62	1		1															
572 Elizabeth Arrington	57		1	1															
573 Levi Arrington	22	1		1															
574 Franklin Arrington	18	1		1															
575 Mary Arrington	12		1	1															
576 James Raibsworth	10	1		1															
577 Lucinda Allen	7		1	1															
578 Robert Hampton	14	1		1															
579 A. J. S. Barnette	36	1			1														
580 Elizabeth Barnette	29		1	1															
581 Hyatt Barnette	14	1		1															
582 Mary Barnette	12		1	1															
583 Georgian Barnette	10		1	1															
584 Ida Barnette	9		1	1															
585 Jackson Barnette	8	1		1															
586 Ada Barnette	7		1	1															
587 Agnes Barnette	4		1	1															
588 Maggie Barnette	1		1	1															
589 William Arrington	39	1		1															
590 Bill Henry Arrington	39		1	1															
591 Ellen Arrington	14		1	1															
592 Nancy Arrington	12	X	1	1															
593 Leroy Arrington	10	1	X	1															
594 Noah Arrington	8	1		1															
595 Winnie Washington	40		1	1															
596 Abel Stail	23	1		1															
597 Jmmon Houston	19	1		1															
TOTALS		15	15	29	1														

Farmer

Choctaw Indian become citizen by marriage.

White citizen by marriage.

Citizen by marriage






Census of *Blue* County,

Choctaw Nation, 1885.

NAMES.	DESCRIPTION OF PERSONS.						OCCUPATION.	LAND. Acres under Cultivation.	LIVE STOCK.						AGRICULTURAL PRODUCTS.				MISCELLANEOUS.
	AGE.	Male.	Female.	Indian.	White.	Colored.			No. of Horses.	No. of Mules.	No. of Cattle.	No. of Sheep.	No. of Goats.	No. of Hogs.	No. Bales of Cotton.	No. Bushels of Corn.	No. Bushels of Wheat.	No. Bushels of Oats.	OTHER INFORMATION.
598 Thomas Jefferson	52	1		1			Farmer	8	2	5	2		16		20				
599 Maria Jefferson	35		1	1															
600 Melissa Anderson	16		1	1															
601 Mitchell Sampson	14	1		1															
602 John Sampson	9	1		1															
603 William Anderson	38	1		1				4	1				18	1	20				
604 Mary Anderson	37		1	1															
605 William Anderson Jr	10	1		1															
606 Sarah Anderson	7		1	1															
607 Isaac Anderson	5	1		1															
608 Mary Ann Anderson	3		1	1															
609 John Anderson	1	1		1															
610 George W. Davis	36	1		1				20	5	25	30	2	70	1	50				
611 Mary A. Davis	42		1		1														
612 David F. Betts	14	1		1															
613 John Betts	12	1		1															
614 Alfred Davis	7	1		1															
615 Amanda Davis	4		1	1															
616 Charles Davis	2	1		1															
617 Nelson Nail	24	1		1				12	2	<del>13</del>	13	2	2	15					
618 Eliza Nail	40		1	1															
619 Simeon Patterson	30	1		1				2	1	4			30	1	30				
620 Elizabeth Patterson	5		1	1															
621 Serena Patterson	15		1	1															
622 Silas Patterson	13	1		1															
623 Lymie Johnson	45		1	1					8	4	20								
624 Joseph Pesachabe	45	1		1					4	3	1		18		40				
625 Eunice Pesachabe	40		1	1															
626 Melvina Pesachabe	20		1	1															
627 Harrison Pesachabe	5	1		1															
TOTALS		17	13	29	1			46	23	41	66	2	154	5	225				

*citizen by marriage*





Census of *Blue* County,

Choctaw Nation, 1885

NAMES.	DESCRIPTION OF PERSONS.						OCCUPATION.	LAND.	LIVE STOCK.						AGRICULTURAL PRODUCTS.				MISCELLANEOUS.
	AGE.	Male.	Female.	Indian.	White.	Colored.		Acres under Cultivation.	No. of Horses.	No. of Mules.	No. of Cattle.	No. of Sheep.	No. of Goats.	No. of Hogs.	No. Bales of Cotton.	No. Bushels of Corn.	No. Bushels of Wheat.	No. Bushels of Oats.	OTHER INFORMATION.
628 Silvia Keapen	38		1	1															
629 Joel Perkins	21	1																	
630 William Frazier	18	1																	
631 Mary Ann Keapen	6		1	1															
632 Harriet Jackson	36		1	1															
633 Peter Jackson	13	1		1															
634 Rebecca Jackson	9		1	1															
635 Elizabeth Jackson	5		1	1															
636 Calvin Robinson	57	1					30	8	20			4							
637 Mary E Robinson	46		1	X	1														
638 Eliza C. Robinson	4		1	1															<i>alien by marriage</i>
639 Mary Ann Frive	12		1	1															
640 Thomas E. Robinson	22	1					4	6	18										
641 W. J. Ward	36	1					150	17	25	535		30	4	1000			1000		
642 Eliza Ward	34		1	1															
643 Timothy Ward	15	1																	
644 Anna Ward	13		1	1															
645 Joseph Ward	11	1																	
646 Charles Ward	9	1																	
647 Martha Ward	7		1	1															
648 David Ward	5	1																	
649 Cora Ward	2		1	1															
650 William Powers	50	1			1		50		20			10							<i>alien by marriage</i>
651 Emma Powers	33		1	1															
652 Ada Powers	12		1	1															
653 Minnie Powers	10		1	1															
654 Mord Powers	6		1	1															
655 Henry James	45	1					30	2	2										
656 Lucinda James	36		1	1															
657 Anna James	16		1	1															
TOTALS		12	18	28	2		269	40	94	535		62	4	1180			1000		





Census of *Blue* County,

Choctaw Nation, 1885

NAMES.	DESCRIPTION OF PERSONS.						OCCUPATION.	LAND.		LIVE STOCK.						AGRICULTURAL PRODUCTS.				MISCELLANEOUS.
	AGE.	Male.	Female.	Indian.	White.	Colored.		Acres under Cultivation.	No. of Horses.	No. of Mules.	No. of Cattle.	No. of Sheep.	No. of Goats.	No. of Hogs.	No. Bales of Cotton.	No. Bushels of Corn.	No. Bushels of Wheat.	No. Bushels of Oats.	OTHER INFORMATION.	
658 Mary James	14		1	1																
659 Thomas James	13		1	1																
660 John Clay James	7		1	1																
661 William James	5		1	1																
662 Lorenda James	1		1	1																
663 Jane Jones	48		1	1																
664 Robert Jones	28		1	1			Farmer	30	19	2	30		75	4	150					
665 Alice Jones	20		1	1																
666 Victoria Jones	10		1	1																
667 Harris Carne	61		1	1																
668 John Carne	16		1	1																
669 Andrew Carne	7		1	1																
670 Bat Lane Sr	45		1	1																
671 Francis Lane	30		1	1																
672 Margaret Lane	9		1	1																
673 Edward Lane	7		1	1																
674 Bat Lane Jr	3		1	1																
675 William Lane	1		1	1																
676 Clay Freemy	35		1	1																
677 Mary Freemy Sr	35		1	1																
678 Susan Tolbert	16		1	1																
679 Rufus Tolbert	13		1	1																
680 Sarah Freemy	10		1	1																
681 Martha Freemy	8		1	1																
682 Mary Freemy Jr	5		1	1																
683 Ella Freemy	3		1	1																
684 Robert Freemy	3		1	1																
685 John Freemy	16		1	1																
686 George Ellis	45		1	1									15							
687 Elizabeth Ellis	50		1	1																
TOTALS		16	14	29	1			342	102	3	240	105	410	11	1750	67	220			

*white citizen by marriage*





NAMES.	DESCRIPTION OF PERSONS.					OCCUPATION.	LAND.	LIVE STOCK.					AGRICULTURAL PRODUCTS.				MISCELLANEOUS.		
	AGE.	Male.	Female.	Indian.	White.		Colored.	Acres under Cultivation.	No. of Horses.	No. of Mules.	No. of Cattle.	No. of Sheep.	No. of Goats.	No. of Hogs.	No. Bales of Cotton.	No. Bushels of Corn.	No. Bushels of Wheat.	No. Bushels of Oats.	OTHER INFORMATION.
688 Rebecca Ellis	16		/	/															
689 Sarah McKinney	37		/	/															
690 Margarette McKinney	10		/	/															
691 James S. G. Plinchum	26	/			/		50	22	3	100		200	4	200		100			Citizen by marriage.
692 Julia Plinchum	35		/	/															
693 William Plinchum	5	/		/															
694 Fanny Plinchum	4		/	/															
695 Columbus Plinchum	2	/		/															
696 John Turnbull	15	/		/															
697 Agnes Turnbull	14		/	/															
698 Sarah James	12		/	/															
699 Daniel Mathews	23	/		/				6		10		37							
700 Angelina Mathews	21		/	/															
701 Mary Jane Mathews	4		/	/															
702 Eliza A. Mathews	2		/	/															
703 Susan T. Mathews	1		/	/															
704 Susan Turnbull	38		/	/			7	9	30	100		50							
705 Cornelia Turnbull	12		/	/															
706 Anna Turnbull	8		/	/															
707 Julia Turnbull	6		/	/															
708 Simon Turnbull	4	/		/															
709 Selina Turnbull	4		/	/															
710 Phyllis Roberson	52		/	/			50	7	2	10		150							
711 Lewis Roberson	14	/		/															
712 Melinda Roberson	12		/	/															
713 Rhoda Roberson	10		/	/															
714 Susan McIntosh	44		/	/			10	4	10			150							
715 Charles M. Pierson	11	/		/															
716 Robert Thompson	40	/		/			20	3				25							
717 Sinai Thompson	38		/	/															
TOTALS		9	21	29	1		137	51	5	160	100	612	4	200		100			





Census of *Blue* County,

Choctaw Nation, 1885

NAMES.	DESCRIPTION OF PERSONS.						OCCUPATION.	LAND.	LIVE STOCK.						AGRICULTURAL PRODUCTS.				MISCELLANEOUS.
	AGE.	Male.	Female.	Indian.	White.	Colored.		Acres under Cultivation.	No. of Horses.	No. of Mules.	No. of Cattle.	No. of Sheep.	No. of Goats.	No. of Hogs.	No. Bales of Cotton.	No. Bushels of Corn.	No. Bushels of Wheat.	No. Bushels of Oats.	OTHER INFORMATION.
718 Cyrus Thompson	17	1		1															
719 Isabelle Thompson	13		1	1															
720 Mary Thompson	12		1	1															
721 William Thompson	10	1		1															
722 Ella Thompson	6		1	1															
723 Louis Thompson	3	1		1															
724 Robert Thompson Jr	1	1		1															
725 Le ing Crowder	22	1		1															
726 Albert Hamilton	27	1			1			1											<i>Citizen by marriage</i>
727 Sarah C. Hamilton	18		1	1															
728 William T. King	31	1		1			<i>Farmer</i>	6	10	12									
729 Melvina King	22		1	1															
730 Solomon Beloin	9	1		1															
731 Nicholas Cochran	28	1		1															
732 Henrietta Jones	4		1	1															
733 Sophia Durant	40		1	1				30	10	20		40							
734 Albert P. Durant	24	1		1															
735 Morgan J. Durant	13	1		1															
736 David Durant	10	1		1															
737 Burnett A Durant	8	1		1															
738 Cordelia Durant	5		1	1															
739 Jozara J. Durant	1		1	1															
740 Laura Durant	18		1		1														
741 Phillip Johnson	36	1		1				16	3				70						
742 Sarah Johnson	34		1	1															
743 Mary Belle besar	14		1	1															
744 Nancy Johnson	9		1	1															
745 Moses Johnson	8	1		1															
746 Eliza Ann Johnson	7		1	1															
747 Martha Ann Johnson	3		1	1															
TOTALS		15	15	28	2			52	24	32		110							






Census of *Blue* County,

Choctaw Nation, 1883

NAMES.	DESCRIPTION OF PERSONS.					OCCUPATION.	LAND.	LIVE STOCK.					AGRICULTURAL PRODUCTS.			MISCELLANEOUS.			
	AGE.	Male.	Female.	Indian.	White.		Colored.	Acres under Cultivation.	No. of Horses.	No. of Mules.	No. of Cattle.	No. of Sheep.	No. of Goats.	No. of Hogs.	No. Bales of Cotton.	No. Bushels of Corn.	No. Bushels of Wheat.	No. Bushels of Oats.	OTHER INFORMATION
748 Isabelle Johnson	2		1	1															
749 Robert Jackson	25	1			1								6						
750 Sarah Jackson	30		1	1															
751 Sharkey	70	1			1														
752 Roberson Battiest	48	1			1		16	6		30			25		10				
753 Lincy Battiest	38		1	1															
754 Elsie Battiest	15		1	1															
755 Nicholas Battiest	14	1			1														
756 Anna Battiest	13		1	1															
757 Mykie Battiest	4		1	1															
758 Suckie Levi	30		1	1													15		
759 Vina Levi	3		1	1															
760 Timothy Dwight	63	1			1		75	7		54	50		150	2	175				
761 Minerva Dwight	47		1	1															
762 Simon Dwight	20	1			1														
763 Cornelia Dwight	18		1	1															
764 Edwin Dwight	13	1			1														
765 Josephine Dwight	9		1	1															
766 Jeremiah Dwight	8	1			1														
767 Lorenzo Dwight	5	1			1														
768 Anna Dwight	2		1	1															
769 Simpson Pesachabe	24	1			1		10	2					15		50				
770 Lillie Pesachabe	28		1	1															
771 Susan Pesachabe	12		1	1															
772 Edward Pesachabe	6	1			1														
773 Mary Pesachabe	1		1	1															
774 Allen Cole	35	1			1		15	2		2			60	1	70				
775 Susan Cole	35		1	1															
776 Roberson Cole	5	1			1														
777 Picken Cole	2	1			1														
TOTALS		14	16	30			116	17		86	50		256	3	305				





Census of Blue County,

Choctaw Nation, 1885

NAMES.	DESCRIPTION OF PERSONS.						OCCUPATION.	LAND.	LIVE STOCK.						AGRICULTURAL PRODUCTS.				MISCELLANEOUS.
	AGE.	Male.	Female.	Indian.	White.	Colored.		Acres under Cultivation.	No. of Horses.	No. of Mules.	No. of Cattle.	No. of Sheep.	No. of Goats.	No. of Hogs.	No. Bales of Cotton.	No. Bushels of Corn.	No. Bushels of Wheat.	No. Bushels of Oats.	OTHER INFORMATION
778 James Williams	45	1		1			Farmer	15	20	200	14		50	1	30				
779 Rhoda Williams	30		1	1															
780 Mary Williams	17		1	1															
781 George Folsom	77	1		1				10	4	2			9						
782 Eliza Folsom	65		1	1															
783 James Belvin	33	1		1				15	7	15			35	2	50				
784 Eliza Belvin	35		1	1															
785 Robert Belvin	12	1		1															
786 Simon Belvin	10	1		1															
787 Rennie Belvin	8	1		1															
788 Nash Belvin	6	1		1															
789 Margaret Belvin	2		1	1															
790 Moses Belvin	13	1		1															
791 Caroline Belvin	11		1	1															
792 Samuel Stephen	45	1		1				1	2					2	30				
793 Sophia Stephen	34		1	1															
794 Anna Wade	6		1	1															
795 Abner Scott	54	1		1															
796 Sarah Scott	45		1	1															
797 Aaron Scott	10	1		1															
798 Samuel Scott	6	1		1															
799 Sampson Scott	3	1		1															
800 Louisa Charley	5		1	1															
801 Craven Belvin	40	1		1				20	9	10			80	2	50				
802 Wiley Belvin	38		1	1															
803 Thomas Belvin	10	1		1															
804 Abel Belvin	8	1		1															
805 Lamoas Belvin	6	1		1															
806 James Belvin	16	1		1															
807 Charles Phares	34	1		1				9	5	2			40	1	20				
TOTALS	19	11	30					84	49	229	14		228	8	180				





Census of *Blue* County,

Choctaw Nation, 1883

NAMES.	DESCRIPTION OF PERSONS.						OCCUPATION.	LAND.	LIVE STOCK.						AGRICULTURAL PRODUCTS.				MISCELLANEOUS.
	AGE.	Male.	Female.	Indian.	White.	Colored.		Acres under Cultivation.	No. of Horses.	No. of Mules.	No. of Cattle.	No. of Sheep.	No. of Goats.	No. of Hogs.	No. Bales of Cotton.	No. Bushels of Corn.	No. Bushels of Wheat.	No. Bushels of Oats.	OTHER INFORMATION
808 Tennessee Phares	36		1	1															
809 Aaron Phares	11	1		1															
810 Emily Phares	9		1	1															
811 Silvia Phares	8		1	1															
812 Sylvie Phares	5		1	1															
813 Celi Phares	3	1		1															
814 Jane Phares	<sup>m</sup> 6		1	1															
815 Isaiah Nicholas	35	1		1				1											Farmer
816 Selina Nicholas	30		1	1															
817 Silvia Nicholas	11		1	1															
818 Celiza Nicholas	9		1	1															
819 Isaac Nicholas	3	1		1															
820 Adeline Nicholas	<sup>m</sup> 3		1	1															
821 Levi Wechubbe	35	1		1			34	5	6			50		50					
822 Henderson Burris	25	1		1															
823 Ellen Wechubbe	23		1	1															
824 James Mihyachubbe	5	1		1															
825 Washington McLoann	32	1		1			26	3	13	35		39	1						
826 Mary McLoann	31		1	1															
827 Silas Hartins	25	1		1			6	3				15		30					
828 Ellen Hartins	30		1	1															
829 Patrice Hartins	45	1		1															
830 Esau Ramsey	27	1		1			15	15	3	20		100		15					
831 Sophia Ramsey	23		1	1															
832 Allen Barnett	9	1		1															
833 Cornelias Barnett	6	1		1															
834 Peter Barnett	4	1		1															
835 Harriet Ramsey	<sup>m</sup> 7		1	1															
836 Widow Ramsey	60		1	1															
837 Sarah Ramsey	40		1	1															
TOTALS		13	17	30				81	27	3	39	35	204	1	95				







Census of Blue County,


Choctaw Nation, 1885.

		DESCRIPTION OF PERSONS.							LAND.							LIVE STOCK.				AGRICULTURAL PRODUCTS.				MISCELLANEOUS.
NAMES.		AGE.	Male.	Female.	Indian.	White.	Colored.	OCCUPATION.	Acres under Cultivation.	No. of Horses.	No. of Mules.	No. of Cattle.	No. of Sheep.	No. of Goats.	No. of Hogs.	No. Bales of Cotton.	No. Bushels of Corn.	No. Bushels of Wheat.	No. Bushels of Oats.	OTHER INFORMATION.				
868	Wallace Makiuli	8	1		1																			
869	Willie Belister	35		1	1			Farmer	5	1				7	15		20							
870	Alfred Belister	4	1		1																			
871	Solomon Adams	26	1		1			"	15	2		1		2	25	1	100							
872	Senai Adams	25		1	1																			
873	Stoley Adams	18		1	1																			
874	Missy Adams	4		1	1																			
875	James Durant	24	1		1										8									
876	Isabelle Durant	23		1	1																			
877	Tobias Frazier	58	1		1			"	6	3		1			15		50							
878	Fisher Frazier	21	1		1																			
879	Susan Frazier	20		1	1																			
880	James Frazier	12	1		1																			
881	Peter Haumbe	4	1		1																			
882	Osborn Frazier	24	1		1				4	5					13									
883	Alice Frazier	23	1		1																			
884	Sally Ann Frazier	9		1	1																			
885	Frank Frazier	7	1		1																			
886	Rogers Frazier	5	1		1																			
887	Sweeney Frazier	1	1		1																			
888	Dixon Frazier	25	1		1			"	8	2		6			6		10							
889	Lydia Frazier	24		1	1																			
890	Rebecca Frazier	8		1	1																			
891	Elias Frazier	2	1		1																			
892	Alice White	24		1	1			"	4	2		2			1		10							
893	Louisa Anna White	6		1	1																			
894	Eden Wilson	25	1		1																			
895	Jackson Frazier	23	1		1				2	2		2			50		50							
896	Sibbie Frazier	50		1	1																			
897	Joshua Scott	11	1		1																			
TOTALS			18	12	30				44	17		18			113	1	220							





NAMES.	DESCRIPTION OF PERSONS.						OCCUPATION.	LAND.	LIVE STOCK.						AGRICULTURAL PRODUCTS.			MISCELLANEOUS.	
	AGE.	Male.	Female.	Indian.	White.	Colored.		Acres under Cultivation.	No. of Horses.	No. of Mules.	No. of Cattle.	No. of Sheep.	No. of Goats.	No. of Hogs.	No. Bales of Cotton.	No. Bushels of Corn.	No. Bushels of Wheat.	No. Bushels of Oats.	OTHER INFORMATION.
898 Willie Frazier	36	1		1				Farmer	25	4	45			25	1	50			
899 Lucy Ann Frazier	35		1	1															
900 Loring Frazier	18	1		1															
901 Sellen Frazier	16		1	1															
902 Wallace Frazier	7	1		1															
903 Harriet Frazier	6		1	1															
904 Kelly Frazier	4	1		1															
905 Susan Frazier	3		1	1															
906 Charles Frazier	6	1		1															
907 Seely Nichubee	65		1	1															
908 Amos McField	52	1		1					3										
909 Lucy McField	30		1	1															
910 Minny Webster	11		1	1															
911 Sarah Sehtemaya Webster	65		1	1															
912 Aishetubee	36	1		1					9	2			10						
913 Lettie Aishetubee	34		1	1															
914 Clean Aishetubee	12		1	1															
915 George Washington	25	1		1									25	10					
916 Sissie Washington	30		1	1															
917 Albert Washington	3	1		1															
918 Edward Washington	9	1		1															
919 John Scott	22	1		1									8						
920 Sibbie Scott	25		1	1															
921 Louisa Scott	8		1	1															
922 Francis Scott	1		1	1															
923 Joseph Scott	24	1		1															
924 Charles Scott	25	1		1															
925 Mintiona	30		1	1				2					1						
926 Shalake	60		1	1				5					1						
927 Tennessee Khefatika	60		1	1					1				7						
TOTALS	13	17	30					44	7	45			70	1	60				





Census of *Blue* County,

Choctaw Nation, 1885.

NAMES.	AGE.	DESCRIPTION OF PERSONS.					OCCUPATION.	LAND.	LIVE STOCK.						AGRICULTURAL PRODUCTS.			MISCELLANEOUS.	
		Male.	Female.	Indian.	White.	Colored.		Acres under Cultivation.	No. of Horses.	No. of Mules.	No. of Cattle.	No. of Sheep.	No. of Goats.	No. of Hogs.	No. Bales of Cotton.	No. Bushels of Corn.	No. Bushels of Wheat.	No. Bushels of Oats.	OTHER INFORMATION.
928 Selma Baker	35		1	1															
929 Melinda Sharkey	30		1	1															
930 Watson Belvin	17	1		1															
931 Steward Mc Cleure	36	1		1															
932 Susan Mc Cleure	17		1	1															
933 William Southwood	50	1		1			Farmer		2					25					
934 Holly Southwood	21		1	1															
935 Lizzie Anna Southwood	1		1	1															
936 Jesse Homma	24	1		1				11	3	6				6					
937 Potty Homma	25		1	1															
938 Emma Homma	50		1	1															
939 Nancy Key	9		1	1															
940 Mary Homma	1		1	1															
941 Vina Hartius	4		1	1															
942 Sinda Hartius	30		1	1															
943 Benjamin Belvin (Selma's child)	4	1		1															
944 Josiah Battiest	25	1		1															
945 Vina Battiest	21		1	1															
946 Israel Sharkey	33	1		1				12	2					25					
947 Polly Sharkey	40		1	1															
948 Tobias Momintake	6	1		1															
949 Simpson Sharkey	31	1		1				2	2	10				5					
950 Missie Sharkey	25		1	1															
951 Lane Wilson	20	1		1				5	2										
952 Silmie Wilson	20		1	1															
953 Peter Wilson	1	1		1															
954 Elias Ramsey	24	1		1				2	2	4				3					
955 Pilate Ramsey Sr.	20		1	1															
956 Pilate Ramsey Jr.	9		1	1															
957 Selina Belvin	30		1	1				20	1	15			100	1	40				
TOTALS		12	18	30				43	14	35			164	1	40				



Census of Blue County,

Choctaw Nation, 1885.

NAMES.	AGE.	DESCRIPTION OF PERSONS.					OCCUPATION.	LAND.	LIVE STOCK.					AGRICULTURAL PRODUCTS.				MISCELLANEOUS.	
		Male.	Female.	Indian.	White.	Colored.		Acres under Cultivation.	No. of Horses.	No. of Mules.	No. of Cattle.	No. of Sheep.	No. of Goats.	No. of Hogs.	No. Bales of Cotton.	No. Bushels of Corn.	No. Bushels of Wheat.	No. Bushels of Oats.	OTHER INFORMATION.
958 William Belvin	17	1		1															
959 Johnson Belvin	7	1		1															
960 Eliza Belvin	5	1		1															
961 Mary Chak Chak	20	X	1	1															
962 Joel Martin	20	1		1		Farmer		1				30							
963 Borina Martin	30		1	1															
964 Memintake	50	1		1															
965 Esther Momintake	18		1	1															
966 Silas Soffore	25	1		1				4	18			20							
967 Rebecca Soffore	30		1	1															
968 J. R. Sawrance Sr	48	1		1		Stock raiser & farmer	16	13	300			100	100						
969 S. J. Sawrance	43	X	1	1															
970 Frank J. Sawrance	12	1		1															
971 J. R. Sawrance Jr	10	1		1															
972 M. C. Sawrance	7		1	1															
973 M. H. Sawrance	4	1		1															
974 Charles A. Sample	36	1		1			8	2	30	500		20				100		White citizen by marriage.	
975 Minnie Sample	21		1	1															
976 Frank Sample	4	1		1															
977 William Sample	2	1		1															
978 George Sample	4	1		1															become citizen by marriage
979 Mary Williams	50		1	1															
980 John Roberson	12	1		1															
981 Richard Woodall	9	1		1															
982 Madison Bouton	46	1		1			204	65	2	200		1	10	2600	100	1500		Citizen by marriage.	
983 C. A. Bouton	35		1	1															
984 W. J. Bouton	10	1		1															
985 Kelly S. Bouton	8		1	1															
986 Anna Bouton	6		1	1															
987 L. A. Morris	54	1		1			150	2	75			4	200			500		Citizen by marriage.	
TOTALS		19	11	24	6		398	87	2	623	500	170	14	2900	100	2100			




Census of *Blue* County,

Choctaw Nation, 1885.

NAMES.	DESCRIPTION OF PERSONS.						OCCUPATION.	LAND.		LIVE STOCK.					AGRICULTURAL PRODUCTS.			MISCELLANEOUS.	
	AGE.	Male.	Female.	Indian.	White.	Colored.		Acres under Cultivation.	No. of Horses.	No. of Mules.	No. of Cattle.	No. of Sheep.	No. of Goats.	No. of Hogs.	No. Bales of Cotton.	No. Bushels of Corn.	No. Bushels of Wheat.	No. Bushels of Oats.	OTHER INFORMATION.
988 Loring Morris	2	1		1															
989 Rhoda Morris	35		1	1															
990 Benjamin Hampton	32	1		1			Stock raiser & farmer	20	40	5	800	1	10	1000					
991 Jennie Hampton	21		1		1														
992 Hugh Hampton	3	1		1															citizen by marriage
993 Norman Hampton	15	1		1															
994 J. D. Perce	30	1		1	1		Saloon keeper				1		12						citizen by marriage
995 Permelia Perce	21		1	1															
996 Louis Crowder	60	1		1			Farmer	10	4				29						
997 Nancy Crowder	40		1	1															
998 Green Thompson Crowder	13	1		1															
999 Lucinda D. Crowder	9		1	1															
1000 Martin Sim Crowder	33	1		1			"	35	3		15	50		2	150		60		
1001 Emily Crowder	25		1	1															
1002 Perry Crowder	5	1		1															
1003 Davis Wilson	24	1		1															
1004 Layman Chubbee	28	1		1				8	4		8		3	2	60				
1005 Bibbie Chubbee	28		1	1															
1006 Emily Frazier	5		1	1															
1007 Robert Chubbee	3	1		1															
1008 Simon Levi	48	1		1				25	10		15	9	25	2	250				
1009 Sinai Levi	48		1	1															
1010 Josephine Allen	1		1	1															
1011 Margaret Williams	14		1	1															
1012 Billy Hays	62	1		1					2				9						
1013 Sinai Hays	15		1	1															
1014 Sissie Hays	1		1	1															
1015 Ellis Hays	33	1		1				3					10		50				
1016 Susan Hays	21		1	1															
1017 Sally Hays	10		1	1															
TOTALS		15	15	28	2			78	66	5	839	59	96	6	1510		60		



NAMES.	AGE.	DESCRIPTION OF PERSONS.					OCCUPATION.	LAND.		LIVE STOCK.					AGRICULTURAL PRODUCTS.				MISCELLANEOUS.	
		Male.	Female.	Indian.	White.	Colored.		Acres under Cultivation.	No. of Horses.	No. of Mules.	No. of Cattle.	No. of Sheep.	No. of Goats.	No. of Hogs.	No. Bales of Cotton.	No. Bushels of Corn.	No. Bushels of Wheat.	No. Bushels of Oats.	OTHER INFORMATION.	
1018 Louis Blays	1	1		1																
1019 William Gardner Sr	54	1		1			Farmer	150	15	30	15	40		250						
1020 Mary Gardner	61		1	1																
1021 Sarah Gardner	22		1	1																
1022 Jane Gardner	14		1	1																
1023 William Gardner Jr	5	1		1																
1024 Joseph Durant	24	1		1			"	25	4	15		125	1	50						
1025 Elizabeth Durant	23		1	1																Citizen by marriage
1027 Serena Durant	3		1	1																
1028 Izom Hrazier	20	1		1			"	17	25	35	7	60	1	25						
1029 Jane Hrazier	17		1	1																
1030 Nancy Hrazier	21		1	1																
1031 Betsey Hrazier	55		1	1																
1032 Edward Risner	56	1		1				67	25	200		150		200						Citizen by marriage
1033 Lilly Risner	5		1	1																
1034 Emery Risner	2		1	1																
1035 Stephen Hubert	68	1		1			"	11	5	10		6	2	150						
1036 Rhoda Hubert	40		1	1																
1037 John Hubert	28	1		1																
1038 Sarah Hubert	17		1	1																
1039 Serena Hubert	12		1	1																
1040 James Hubert	7	1		1																
1041 Morgan Hubert	4	1		1																
1042 Delah Bond	50		1	1																
1043 Nancy Billy	23		1	1																
1044 Watson Hubert	28	1		1				3	1											
1045 Vincy Hubert	27		1	1																
1046 Solomon Okchaya	13	1		1																
1047 Cephus Hubert	28	1		1																
TOTALS		13	17	28	2			273	75	310	24	24	381	4	675					





Census of *Blue* County,

Choctaw Nation, 1885.

NAMES.	AGE.	DESCRIPTION OF PERSONS.					OCCUPATION.	LAND.	LIVE STOCK.						AGRICULTURAL PRODUCTS.				MISCELLANEOUS.
		Male.	Female.	Indian.	White.	Colored.		Acres under Cultivation.	No. of Horses.	No. of Mules.	No. of Cattle.	No. of Sheep.	No. of Goats.	No. of Hogs.	No. Bales of Cotton.	No. Bushels of Corn.	No. Bushels of Wheat.	No. Bushels of Oats.	OTHER INFORMATION.
1048 Dixon Hunter	23	1		1			Farmer	4	2										
1049 Anna Hunter	21		1	1															
1050 John Carroll	25	1			1														
1051 Eliza Ann	30		1	1															
1052 Sophia, (child of Eliza Ann)	6		1	1															
1053 Joseph Tanelabe	28	1		1				20	9	1	30	13		60	1	80			
1054 Sophia Tanelabe	28		1	1															
1055 Louena Dilly	12		1	1															
1056 Rhebe Dilly	10		1	1															
1057 Sini Tanelabe	8		1	1															
1058 Louisa Tanelabe	6		1	1															
1059 Charles Smith	35	1		1															
1060 Elsie Smith	30		1	1															
1061 Moses Frazier	33	1		1				1	2		3	5	20	2	50				
1062 Emily Frazier	32		1	1															
1063 Eli Frazier	18	1		1															
1064 John Frazier	16	1		1															
1065 Serena Frazier	13		1	1															
1066 Susan Foster	7		1	1															
1067 Joseph Foster	34	1		7															
1068 William Roberson	24	1		1				10	1				7		8				
1069 Rebecca Roberson	25		1	1															
1070 Anderson Roberson	2	1		1															
1071 Jackson Stewart	56	1		1				20	12		8		60	2	100				
1072 Phebe Stewart	40		1	1															
1073 Mary Stewart	19		1	1															
1074 Sarah Ann Stewart	14		1	1															
1075 Emily Collins	6		1	1															
1076 Joseph Bliss	23	1		1															
1077 Sarah Ann Bliss	9		1	1															
TOTALS		12	18	29	1			61	26	1	38	16	147	5	238				

*considered illegal marriage, by run away into Texas & married.*





NAMES.	DESCRIPTION OF PERSONS.						OCCUPATION.	LAND.	LIVE STOCK.						AGRICULTURAL PRODUCTS.				MISCELLANEOUS.
	AGE.	Male.	Female.	Indian.	White.	Colored.		Acres under Cultivation.	No. of Horses.	No. of Mules.	No. of Cattle.	No. of Sheep.	No. of Goats.	No. of Hogs.	No. Bales of Cotton.	No. Bushels of Corn.	No. Bushels of Wheat.	No. Bushels of Oats.	OTHER INFORMATION.
1078 Peter Alepota	31	1		1			farmer	12	6				30	1	45				
1079 Eliza Alepota	30		1	1															
1080 Benjamin F. Cornelius	33	1			1				1	6	46		15						Citizen by marriage.
1081 Ella May Cornelius	24		1	1															
1082 Mary Cornelius	3		1	1															
1083 Mark D. Cornelius	2	1		1															
1084 Dewitt Cornelius	6	1		1															
1085 David Dodd	40	1			1		Stock raiser <sup>farmer</sup>	116	7	500		200	9	500					Citizen by marriage
1086 Eliza Dodd.	32		1	1															
1087 Jimmon James	9	1		1															
1088 Francis Grubs	32		1	1			farmer	35	2	15		3		25					
1089 Andrew Grubs	2	1		1															
1090 Robert Lee Ragan	11	1		1															
1091 Sarah Loring	22		1	1					3										Citizen by marriage
1092 Elizabeth Loring	4		1	1															
1093 Elary Loring	1		1	1															
1094 Norman Williams	25	1		1				1	4	6		50							
1095 Silvia Williams	23		1	1															
1096 Malsie Williams	41		1	1															
1097 John Holden	43	1		1					1				5						
1098 Sibie Pisatahe	22		1	1															
1099 Willis Holden	1	1		1															
1100 Isabella Harris Sr.	19		1	1															
1101 Isabella Harris Jr.	1		1	1															
1102 Louisa Foster	45		1	1															
1103 Vera Baker	17		1	1				4					25						
1104 Mary Baker	12		1	1															
1105 Adeline Foster	7		1	1															
1106 Sarah Ann Foster	4		1	1															
1107 Eli Foster	3	1		1															
TOTALS	12	18	26	4				168	24	527	46	328	10	570					





Census of *Blue* County,

Choctaw Nation, 1885.

NAMES.	DESCRIPTION OF PERSONS.						OCCUPATION.	LAND.	LIVE STOCK.						AGRICULTURAL PRODUCTS.				MISCELLANEOUS.
	AGE.	Male.	Female.	Indian.	White.	Colored.		Acres under Cultivation.	No. of Horses.	No. of Mules.	No. of Cattle.	No. of Sheep.	No. of Goats.	No. of Hogs.	No. Bales of Cotton.	No. Bushels of Corn.	No. Bushels of Wheat.	No. Bushels of Oats.	OTHER INFORMATION.
1108 Morris Holden	30	1		1									40						
1109 Sarah Holden	33		1	1				2											
1110 Sissie Johnson	17		1	1															
1111 Amanda Holden	4		1	1															
1112 Josephus Honey	55	1		1			Farmer	8	3	2			30						
1113 Elsie Honey	54		1	1															
1114 Joseph Jefferson	10	1		1															
1115 Morris Rotuck	8	1		1															
1116 Susan Honey	5		1	1															
1117 Elizabeth Honey	4		1	1															
1118 Esau Homma	25	1		1			"	6	13	12	7		35	50					
1119 Emeline Homma	35		1	1															
1120 Nicholas Homma	5	1		1															
1121 Dona Homma	3	1		1															
1122 Melinie Homma	6		1	1															
1123 Sarah Ducker	40		1	1			"												
1124 Peggie Roberson	60		1	1				50	30	4	80								
1125 Jackson Roberson	25	1		1				50	30	4	80								
1126 Emeline Roberson	20		1	1															
1127 Caroline Roberson	15		1	1															
1128 Solomon M <sup>c</sup> Gee	24	1		1									20						
1129 Betsie M <sup>c</sup> Gee	23		1	1					1										
1130 Isaac M <sup>c</sup> Gee	14	1		1															
1131 Melinda M <sup>c</sup> Gee	35		1	1															
1132 Emeline M <sup>c</sup> Gee	12		1	1															
1133 Anderson Bully	21	1		1															
1134 Jefferson Lewis	24	1		1															
1135 Lydia Belvin	65		1	1															
1136 Moses Wade	14	1		1				100	12	1	50		60	3	200				
1137 Silvia Ponabe	60		1	1					5				3						
TOTALS		13	17	30				164	68	5	144	7	188	3	250				



Census of *Blue* County,

Choctaw Nation, 1885.

NAMES.	AGE.	DESCRIPTION OF PERSONS.					OCCUPATION.	LAND.	LIVE STOCK.						AGRICULTURAL PRODUCTS.			MISCELLANEOUS.	
		Male.	Female.	Indian.	White.	Colored.		Acres under Cultivation.	No. of Horses.	No. of Mules.	No. of Cattle.	No. of Sheep.	No. of Goats.	No. of Hogs.	No. Bales of Cotton.	No. Bushels of Corn.	No. Bushels of Wheat.	No. Bushels of Oats.	OTHER INFORMATION.
1138 Nicy Allen	20		1	1															
1139 Selina Wade	40		1	1															
1140 Houston Wade	17	1		1			10	4				50		8					
1141 Joslynn Baker	44	1		1			10	1				10	1	50					
1142 John Baker	2	1		1															
1143 David Hopa Kintubbee	28	1		1			6	2											
1144 Lissie Hopakintubbee	35		1	1															
1145 John Keafon	14	1		1															
1146 Melinie Martin	25		1	1															
1147 John Martin	2	1		1															
1148 Sally Martin	18		1	1															
1149 Isiah Seister	28	1		1															
1150 Wiley Seister	24		1	1															
1151 Stephen Cochnauer	54	1		1															
1152 Emma Cochnauer	30		1	1															
1153 Haary Neil	35	1		1															
1154 Doratha Neil Jr	66		1	1															
1155 Joseph Neil	5	1		1															
1156 Doratha Neil Jr	3		1	1															
1157 Simon Dana	32	1		1			6	1				20	1	35					
1158 Narcissa Dana	28		1	1															
1159 Silas Dana	12	1		1															
1160 Sarah Dana	5		1	1															
1161 Molly Dana	5		1	1															
1162 Henrietta Dana	3		1	1															
1163 Sophina Dana	1		1	1															
1164 Phiney C. Holcom	30	1		1			75	2	50			150	6	500					
1165 Molly Holcom	20		1	1															
1166 Minnie Holcom	6		1	1															
1167 Ewing Holcom	4	1		1															
TOTALS	14	16	30				107	10	50			230	8	633					



Census of *Blue* County,

Choctaw Nation, 1885.

NAMES	AGE	DESCRIPTION OF PERSONS.					OCCUPATION.	LAND.		LIVE STOCK.					AGRICULTURAL PRODUCTS.			MISCELLANEOUS.	
		Male	Female	Indian	White	Colored		Acres under Cultivation.	No. of Horses.	No. of Mules.	No. of Cattle.	No. of Sheep.	No. of Goats.	No. of Hogs.	No. Bales of Cotton.	No. Bushels of Corn.	No. Bushels of Wheat.	No. Bushels of Oats.	OTHER INFORMATION.
1168 Columbus Folsom	2	1		1															
1169 Sarah Ann Harland	56		1	1			60	1	40			12							
1170 Lorena Harland	16		1	1															
1171 Jannita Harland	14		1	1															
1172 Mary B. Galeoner	13		1	1															
1173 Julia Vernell Galeoner	5		1	1															
1174 Joel H. Nail	35	1		1			200	40	2000										
1175 Nettie Nail	28		1	1															
1176 Claude Nail	14	1		1															
1177 Oscar Nail	12	1		1															
1178 Wina Nail	10	1		1															
1179 Ethel Nail	8		1	1															
1180 Ishtespa Nail	5		1	1															
1181 Mrs David A Folsom	45		1	1			200	40	2000										
1182 Kittie Folsom	15		1	1															
1183 John Folsom	12	1		1															
1184 Henry A. Perkins	44	1		1			75	12	1	25	40	7	200	100					
1185 Alice Perkins	3		1	1															
1186 Joseph Juffala	25	1		1			2	4				7		30					
1187 Serena Juffala	16		1	1															
1188 Sophia L. Seflore	64		1		1		15	2				6	1	100		50			
1189 William Buck Holls	67	1		1			225	10		38		150	3	1200		600			
1190 Metilda Buck Holls	61		1	1															
1191 George W. Buck Holls	37	1		1				1		3		40							
1192 Julia Buck Holls	26		1	1															
1193 Anna Buck Holls	10		1	1															
1194 Elizabeth Buck Holls	8		1	1															
1195 Kelly Buck Holls	1		1	1															
1196 Oliver Buck Holls	33	1		1			25	10	20			100		300		100			
1197 Jimmie Buck Holls	22		1	1															
TOTALS		11	19	30	10		802	1	426	40	7	517	4	1730		780			

*citizen by marriage  
citizen by adoption*



Census of \_\_\_\_\_ County,

Choctaw Nation, 1885

NAMES.	AGE.	DESCRIPTION OF PERSONS.					OCCUPATION.	LAND.		LIVE STOCK.					AGRICULTURAL PRODUCTS.				MISCELLANEOUS.
		Male.	Female.	Indian.	White.	Colored.		Acres under Cultivation.	No. of Horses.	No. of Mules.	No. of Cattle.	No. of Sheep.	No. of Goats.	No. of Hogs.	No. Bales of Cotton.	No. Bushels of Corn.	No. Bushels of Wheat.	No. Bushels of Oats.	OTHER INFORMATION
1198 Robert Lee Buck Holt	1	1			1														
1199 William B. Bailey	38	1			1	Farmer	65	3	1			10		400			100	citizen by adoption	
1200 Silvester Bailey	28		1		1														
1201 Emma Bailey	10		1		1														
1202 Hub Bailey	7		1		1														
1203 Bourn Bailey	5		1		1														
1204 Gould Bailey	4		1		1														
1205 Anna M. Seflore	40		1		1		25	25	250			100		250			150	citizen by marriage.	
1206 Floris S. Seflore	18		1		1													brother Seflore.	
1207 Odile Seflore	16		1		1														
1208 Louisa Seflore	14		1		1														
1209 Coarry Seflore	12		1		1														
1210 James Buck Holt	40	1			1														
1211 Jennette Buck Holt	38		1		1		100	9	100			25		150				citizen by adoption	
1212 Rebecca Buck Holt	10		1		1													" marriage	
1213 Anna Buck Holt	9		1		1													" adoption	
1214 John Buck Holt	30	1			1														
1215 Fannie Buck Holt	26		1		1		50	3	71	3		30	1	560				" "	
1216 Elsie Buck Holt	7		1		1													" marriage	
1217 Burtie Buck Holt	6		1		1													" adoption	
1218 Evit Buck Holt	4		1		1														
1219 Roddy Fullus Jones	58	1			1														
1220 Lorena E. Jones	43		1		1		175	12	165			300		600			200		
1221 James Lafayette Jones	23	1			1														
1222 John Robert Jones	21	1			1														
1223 Clay Washington Jones	19	1			1														
1224 Melilda E. Jones	17		1		1														
1225 Lucinda Cordelia Jones	14		1		1														
1226 Thomas J. Jones	12	1			1														
1227 Marcus Alonzo Jones	10	1			1														
TOTALS	15	15	19	11			465	52	587	3		465	1	1960			750		





Census of Blue County,

Choctaw Nation, 1885

NAMES.	AGE.	DESCRIPTION OF PERSONS.					OCCUPATION.	LAND.		LIVE STOCK.						AGRICULTURAL PRODUCTS.				MISCELLANEOUS.
		Male.	Female.	Indian.	White.	Colored.		Acres under Cultivation.	No. of Horses.	No. of Mules.	No. of Cattle.	No. of Sheep.	No. of Goats.	No. of Hogs.	No. Bales of Cotton.	No. Bushels of Corn.	No. Bushels of Wheat.	No. Bushels of Oats.	OTHER INFORMATION.	
1228 Roddy Price Jones	8	1		1																
1229 Albert M. Jones	4	1		1																
1230 William T. Jones	36	1		1		Farmer	27	2	4			30	1	150						
1231 Mary Jones	34		1	1																
1232 Terenda Jones	3		1	1																
1233 William C. Jones	1	1		1																
1234 Francis Jones	25	1		1			25	2	8			50		125						
1235 Ida Jones	16		1	1																
1236 Reuben Freney	36	1		1			40	5	60			50		150						
1237 Martha Freney	22		1	1																Citizen by marriage
1238 Robert Freney	1	1		1																
1239 Stella Freney	3		1	1																
1240 Solomon Goforth	45	1		1			20	6	2	64		100	1	200						
1241 Caroline Goforth	40		1	1																
1242 William Goforth Jr	25	1		1																
1243 Susan Goforth	22		1	1																
1244 Levi Goforth	17	1		1																
1245 Joseph Goforth	14	1		1																
1246 Catherine Goforth	11		1	1																
1247 Selena Goforth	4		1	1																
1248 Arizona Goforth	2		1	1																
1249 McKinzie Holden	26	1		1								20								
1250 Cybie Holden	24		1	1																
1251 Jefferson Holden	1	1	1	1																
1252 Louena Lewitt	8		1	1			5	4	70					20						
1253 Eliza Lewitt	6		1	1																
1254 Allen Lewitt	4	1		1																
1255 Kezie Toring	20		1	1																
1256 Jonas Bynington	34	1		1																
1257 Richard Wood	35	1		1				2	7			50	2	200						Citizen by marriage.
TOTALS		18	14	28	2		117	21	2	153		300	4	845						





Census of *Blue* County,

Choctaw Nation, 1885

NAMES	DESCRIPTION OF PERSONS						OCCUPATION	LAND	LIVE STOCK						AGRICULTURAL PRODUCTS			MISCELLANEOUS	
	AGE	Male	Female	Indian	White	Colored		Acres under Cultivation	No. of Horses	No. of Mules	No. of Cattle	No. of Sheep	No. of Goats	No. of Hogs	No. Bales of Cotton	No. Bushels of Corn	No. Bushels of Wheat	No. Bushels of Oats	OTHER INFORMATION
1258 Sarah Wood	37		1	1															
1259 Etna Alexander	16		1	1															
1260 Lula Alexander	13		1	1															
1261 Viola Alexander	11		1	1															
1262 Joten Keel	40	1		1			Farmer	10	4	95									
1263 Nancy Keel	45		1	1															
1264 Allen Sycamore	14	1		1															
1265 Olive Victoria Dwight	40		1		1														
1266 Edward Dwight	14	1		1															citizen by marriage
1267 Anna Dwight	12		1	1															
1268 G. J. Mourer	39	1			1			150	20	2	500		75	3	300				citizen by marriage
1269 Mary Mourer	37		1	1															
1270 M. Mourer	11		1	1															
1271 Charles Collins	34	1		1				30	1				1						
1272 Mary Collins	25		1	1															
1273 Henry Collins	5	1		1															
1274 Josephus Collins	3	1		1															
1275 Edwin B. Collins	7	1		1															
1276 G. Baxter	30	1			1			50	2	100			100	1	100				citizen by marriage
1277 Carrie Baxter	27		1	1															
1278 Granvel Baxter	6	1		1															
1279 Walter Baxter	3	1		1															
1280 Robert Baxter	6	1		1															
1281 Josephine Baxter	15		1	1															
1282 Frank Burris	40	1			1			32	12	100			150		300				citizen by marriage
1283 Nancy Burris	57		1	1															
1284 John Wallis	20	1		1					1				8						
1285 Roberson Anderson	28	1		1				8	4	10			40						
1286 Louisa Anderson	21		1	1															
1287 Frank Anderson	3	1		1															
TOTALS	16	14	26	4				280	44	2	805		374	4	700				



Census of *Blue* County,

Choctaw Nation, 1885

NAMES.	DESCRIPTION OF PERSONS.						OCCUPATION.	LAND.	LIVE STOCK.						AGRICULTURAL PRODUCTS.				MISCELLANEOUS.
	AGE.	Male.	Female.	Indian.	White.	Colored.		Acres under Cultivation.	No. of Horses.	No. of Mules.	No. of Cattle.	No. of Sheep.	No. of Goats.	No. of Hogs.	No. Bales of Cotton.	No. Bushels of Corn.	No. Bushels of Wheat.	No. Bushels of Oats.	OTHER INFORMATION
1288	Leibut Anderson	1	1	1															
1289	William May	51	1	1				9				3							
1290	Seely May	27	1	1															
1291	William Nicholas	8	1	1															
1292	Levi Garland	34	1	1			15	25	15	40	14	150		175					
1293	Lizzie Garland	25		1	1														
1294	Jackson Garland	3	1	1															
1295	Nancy Garland	1		1	1														
1296	Moels Loring	30	1	1				5	6			30							
1297	Senai Loring	28		1	1														
1298	Susan Benton	13		1	1														
1299	Solomon Washington	26	1	1			8	5	1			21		50					
1300	Sophia Washington	30		1	1														
1301	Elijah Brewer	40	1	1			14	3	2			40	1	12					
1302	Wilson Brewer	20	1	1															
1303	Eastman Brewer	25	1	1				1				22		12					
1304	Minerva Brewer	20		1	1														
1305	Emmie Brewer	6		1	1														
1306	Elizabeth Brewer	9		1	1														
1307	Joe Forbis	30	1	1			13	12	9			20							
1308	Basa Wiley	30		1	1														
1309	Barriett Armetrag	10		1	1														
1310	Robert Wiley	5	1	1															
1311	Emma Wiley	1		1	1														
1312	William Nicholas	40	1	1				1				6							
1313	Alfred Loring	26	1	1			6	5				20							
1314	Basa Loring	27		1	1														
1315	Norman Hogan	24	1	1				1											
1316	Peter Intolake	33	1	1			65	15	2	30		50	2	400					
1317	Leibut Intolake	6	1	1															
TOTALS		17	13	30			121	82	2	69	40	14	368	3	679				





Census of *Blue* County,

Choctaw Nation, 1885.

NAMES.	DESCRIPTION OF PERSONS.						OCCUPATION.	LAND.		LIVE STOCK.					AGRICULTURAL PRODUCTS.			MISCELLANEOUS.	
	AGE.	Male.	Female.	Indian.	White.	Colored.		Acres under Cultivation.	No. of Horses.	No. of Mules.	No. of Cattle.	No. of Sheep.	No. of Goats.	No. of Hogs.	No. Bales of Cotton.	No. Bushels of Corn.	No. Bushels of Wheat.	No. Bushels of Oats.	OTHER INFORMATION
1318 Nancy Intolabe	13		/	/															
1319 Davis Seely	22	/		/				2					6						
1320 Patey Seely	30		/	/															
1321 Anna Reames	33		/	/			35	9	75			100							
1322 Venuta Reams	11		/	/															
1323 Horatio Veach	40	/			/		35	6	186			50	10	550		600		Citizen by marriage.	
1324 Sophina Veach	34		/	/															
1325 Calvin Veach	5	/		/															
1326 Jane Binda Veach	4		/	/															
1327 Charles Walter Veach	1	/		/															
1328 Lucy Ann Bohanan	56		/	/			20	1	5			75	3	200					
1329 Leonidas Bohanan	28	/		/															
1330 David Bohanan	25	/		/															
1331 Edward Bohanan	22	/		/															
1332 Mary Bohanan	25		/	/															
1333 Bink Bohanan	19		/	/															
1334 Lilly Bohanan	4		/	/															
1335 Bertly Bohanan	2	/		/															
1336 Jefferson Lotta	36	/		/			45	4	11			30	1	200					
1337 Harriet Lotta	46		/	/															
1338 Laura B. Conrady	23		/	/															
1339 Thomas Lotta	13	/		/															
1340 Mary Ellen Lotta	7		/	/															
1341 Rose Anna Lotta	5		/	/															
1342 Caroline Conrady	5		/	/															
1343 Bessie Pearl Palmer	2		/	/															
1344 Hugh Cox	69	/		/			500	5	2	500		100	12	100					
1345 Alley Cox	40		/	/															
1346 P. Seldner	35	/		/			50	14	35			25	1	150					Citizen by marriage
1347 Margarette Sidner	19		/	/															
TOTALS		12	18	38	2		529	47	2	812		386	27	1200		600			



Census of *Blue* County,

Choctaw Nation, 1885


NAMES.	AGE.	DESCRIPTION OF PERSONS.					OCCUPATION.	LAND.	LIVE STOCK.					AGRICULTURAL PRODUCTS.			MISCELLANEOUS.		
		Male.	Female.	Indian.	White.	Colored.		Acres under Cultivation.	No. of Horses.	No. of Mules.	No. of Cattle.	No. of Sheep.	No. of Goats.	No. of Hogs.	No. Bales of Cotton.	No. Bushels of Corn.	No. Bushels of Wheat.	No. Bushels of Oats.	OTHER INFORMATION
1348 Bara Folsom	57		1	1			Farmer	25	10	54		10							
1349 Wiley Hays	20	1		1															
1350 Wisk Hays	19	1		1															
1351 Florence Folsom	18	1		1															
1352 Sandy Folsom	25	1		1															
1353 G. Dickerson	31	1			1				4	10		10							Citizen by marriage
1354 Gemima Dickerson	34		1	1															
1355 Emeline Robinson	45		1	1															
1356 Alexander Robinson	25	1		1															
1357 Thomas Deere	36	1			1			35	2	52		40	1	200					Citizen by marriage
1358 Francis Deere	32		1	1															
1359 John Atkins	12	1		1															
1360 Isaac Deere	9	1		1															
1361 Ephraim Deere	7	1		1															
1362 M. Edmy Deere	4		1	1															
1363 David Deere	2	1		1															
1364 James Hutchison	36	1		1	1			185	11	2	20	200	6	500					Citizen by marriage
1365 Elarrisa Hutchison	30		1	1															
1366 Shelton Hutchison	7	1		1															
1367 Alexander Hutchison	5	1		1															
1368 Stella G. Hutchison	1		1	1															
1369 Bryant Pate	26	1			1			80	3	9		5							Citizen by marriage
1370 Melinda Pate	24		1	1															
1371 Ida Pate	1		1	1															
1372 Pier Durant	26	1		1				60	2	8		25		500					
1373 Melvina Durant	25		1	1															
1374 Serena Durant	5		1	1															
1375 Bert Durant	3	1		1															
1376 Martha Durant	1		1	1															
1377 William Durant	19	1		1															
TOTALS		18	12	26	4			385	32	2	133	340	7	1200					



Census of Blue County,

Choctaw Nation, 1885.

NAMES.	AGE.	DESCRIPTION OF PERSONS.					OCCUPATION.	LAND.	LIVE STOCK.					AGRICULTURAL PRODUCTS.				MISCELLANEOUS.	
		Male.	Female.	Indian.	White.	Colored.		Acres under Cultivation.	No. of Horses.	No. of Mules.	No. of Cattle.	No. of Sheep.	No. of Goats.	No. of Hogs.	No. Bales of Cotton.	No. Bushels of Corn.	No. Bushels of Wheat.	No. Bushels of Oats.	OTHER INFORMATION.
1377 Serena Durant Sr.	20		1	1															
1379 Louisa Durant	33		1	1															
1380 Dixon, D. Durant	50	1		1															
1381 Wesley Durant	14	1		1															
1382 Mattie Durant	12		1	1															
1383 Fanny Durant	10		1	1															
1384 Molly Durant	8		1	1															
1385 Rosa Durant	6		1	1															
1386 F. A. Thompson	30	1			1	Farmer	30		8			20							
1387 Frederick Robinson	35	1			1	"	50												Citizen by marriage
1388 Arizona Robinson	17		1	1		"	50	5	50			30	4	20					
1389 Jane Robinson	10		1	1		"													
1390 Jesse Robinson	8	1		1		"													
1391 Francis Robinson	6		1	1		"													
1392 Tempuy Robinson	4		1	1		"													
1393 William Robinson	2	1		1		"													
1394 Ake Robinson	60	1		1		"													
1395 Jesse Gardner	35	1		1		"	80	11	15			15			250				
1396 Wilson Gardner	7	1		1		"						100							
1397 Margaret Gardner	7		1	1		"													
1398 William Gardner	19	1		1		"													
1399 Abel Gardner	17	1		1		"													
1400 Alonzo Gardner	11	1		1		"													
1401 Cyrus James	41	1		1		"		9	23			100							
1402 Madona James	35		1	1		"													
1403 Clair burn James	14	1		1		"													
1404 Sandy James	6	1		1		"													
1405 Frank James	2	1		1		"													
1406 Robert W. Nail	65	1		1		"	135	19	1	1500		50		1500					
1407 Louisa Nail	53		1	1		"													
TOTALS		17	13	28	2			295	44	1	1526		315	4	1720				





Census of *Blue* County,

Choctaw Nation, 1885.

NAMES.	DESCRIPTION OF PERSONS.						OCCUPATION.	LAND.	LIVE STOCK.						AGRICULTURAL PRODUCTS.				MISCELLANEOUS.
	AGE.	Male.	Female.	Indian.	White.	Colored.		Acres under Cultivation.	No. of Horses.	No. of Mules.	No. of Cattle.	No. of Sheep.	No. of Goats.	No. of Hogs.	No. Bales of Cotton.	No. Bushels of Corn.	No. Bushels of Wheat.	No. Bushels of Oats.	OTHER INFORMATION.
1408 David Cochran	14	1		1															
1409 Middleton Impson	34	1		1															
1410 Mary E. Impson	28		1	1															
1411 John Impson	9	1		1															
1412 John Vails	36	1			1														
1413 Levina Vails	36		1	1			80	4		35			40		300				
1414 Mary Ader Vail	1		1	1															
1415 Joseph Riley	35	1			1														
1416 Catherine Riley	31		1	1			80	5		18			30	1	200				Citizen by marriage.
1417 Lorena Nail	13		1	1															
1418 Edward Nail	11	1		1															
1419 Atley Riley	2	1		1															
1420 J. L. Vails	31	1			1														
1421 Mary Vails	30		1	1															
1422 Ellen Vails	5		1	1															
1423 Harriett Hunter	11		1	1															
1424 Columbus Vails	3	1		1															
1425 James F. Vails	3	1		1															
1426 Phillip Johnson	65	1		1															
1427 Jimeta Chee	57		1	1															
1428 Amerson Johnson	24	1		1															
1429 Allen Johnson	21	1		1															
1430 Elsie Johnson	17		1	x															
1431 Isiah Johnson	12	1		1															
1432 G. F. Robinson	27	1		1															
1433 Minnie B. Robinson	18		1	1															
1434 Stella B. Robinson	2		1	1															
1435 Maud Mary Robinson	2		1	1															
1436 Michael O Dea	41	1			1														
1437 Corrinne O Dea	30		1	1															Citizen by marriage.
TOTALS		16	14	26	4		277	50	110	21	158	9	950						





Census of *Blue* County,

Choctaw Nation, 1885.

NAMES.	AGE.	DESCRIPTION OF PERSONS.					OCCUPATION.	LAND.	LIVE STOCK.						AGRICULTURAL PRODUCTS.			MISCELLANEOUS.	
		Male.	Female.	Indian.	White.	Colored.		Acres under Cultivation.	No. of Horses.	No. of Mules.	No. of Cattle.	No. of Sheep.	No. of Goats.	No. of Hogs.	No. Bales of Cotton.	No. Bushels of Corn.	No. Bushels of Wheat.	No. Bushels of Oats.	OTHER INFORMATION.
1438 Beaula A Puckett	9		1	1															
1439 William Puckett	8	1		1															
1440 Mary Ellen O Dea	3		1	1															
1441 Anna T O Dea	1		1	1															
1442 Corinne Emily O Dea	m 1		1	1															
1443 Senison Johnson	42	1		1		Farmer	7	2				47							
1444 Kelly Houston	23		1	1															
1445 Afamotema Washington	59		1	1															
1446 Charles Byington	21	1		1															
1447 Mc Kee F. Robinson	29	1		1			40	7	25			40		200					
1448 Lorena Robinson	21		1	1															
1449 Coleman S. Robinson	1	1		1															
1450 Carrie W. Robinson	m 3		1	1															
1451 Solomon Nicholas	38	1		1			10	6	2			40	3	25					
1452 Anna Nicholas	30		1	1															
1453 Sally Nicholas	12		1	1															
1454 Steward Nicholas	8	1		1															
1455 Wade Nicholas	5	1		1															
1456 Tina Nicholas	3		1	1															
1457 Wilburn Nicholas	1	1		1															
1458 Charles Ambee	37	1		1			12	3	4			10		100					
1459 Betsie Ambee	37		1	1															
1460 Rhoda Ambee	15		1	1															
1461 Caroline Ambee	8		1	1															
1462 Lorena Ambee	4		1	1															
1463 Simpson Ambee	22	1		1			1	2				6		20					
1464 Nancy Amber	25		1	1															
1465 Lorena Amber	2		1	1															
1466 Weely Amber	m 3	1		1															
1467 Ramsey D. Betts	42	1		1			100	12	21	65	8	50	6	200					
TOTALS		13	17	30			170	32	102	65	8	193	9	545					



101 Census of Blue County,

Choctaw Nation, 1885. 102

NAMES.	DESCRIPTION OF PERSONS.						OCCUPATION.	LAND.		LIVE STOCK.						AGRICULTURAL PRODUCTS.				MISCELLANEOUS.
	AGE.	Male.	Female.	Indian.	White.	Colored.		Acres under Cultivation.	No. of Horses.	No. of Mules.	No. of Cattle.	No. of Sheep.	No. of Goats.	No. of Hogs.	No. Bales of Cotton.	No. Bushels of Corn.	No. Bushels of Wheat.	No. Bushels of Oats.	OTHER INFORMATION	
1468 Emeline Betts	39		1	1																
1469 William W. Betts	17	1																		
1470 David D. Betts	15	1																		
1471 Charles A. Betts	13	1																		
1472 Maneter Betts	5	1																		
1473 Noah Nicholas	29	1					Farmer	6	2	4			35							
1474 Sophia Nicholas	29		1	1																
1475 Lorenda Nicholas	7		1	1																
1476 David Nicholas	4	1																		
1477 Emily Nicholas	6		1	1																
1478 Adam Nicholas	64	1					"	6	1	4			20	50						
1479 Molsie Nicholas	58		1	1																
1480 Reason Nicholas	24	1																		
1481 Louisa Nicholas	7		1	1																
1482 Hanna King	24		1	1																
1483 Sampson Loring	30	1					"	8	1		8		17	20						
1484 Basa Loring	28		1	1																
1485 Calvin Colbert	30	1					"	12	4	2			12							
1486 Susan Colbert	27		1	1																
1487 Battieste Shampatebe	18	1																		
1488 Wesley Shampatebe	18	1																		
1489 Frank Shompalabe	12	1																		
1490 Stephen Peter	32	1					"	6	5	2			150	60						
1491 Martha Peter	20		1	1																
1492 Cyrus Lankston	30	1					"	5	4				33	35						
1493 Levisa Lankston	28		1	1																
1494 Alfred King	30	1					"	1	1				17	30						
1495 Corrinne King	26		1	1																
1496 Susan King	7		1	1																
1497. Shimhote	64	1					"	4		2			100							
TOTALS	17	13	30					48	29	12	8		384	175						





Census of Polk County,

Choctaw Nation, 1885.

NAMES.	AGE.	DESCRIPTION OF PERSONS.					OCCUPATION.	LAND.		LIVE STOCK.					AGRICULTURAL PRODUCTS.				MISCELLANEOUS.
		Male.	Female.	Indian.	White.	Colored.		Acres under Cultivation.	No. of Horses.	No. of Mules.	No. of Cattle.	No. of Sheep.	No. of Goats.	No. of Hogs.	No. Bales of Cotton.	No. Bushels of Corn.	No. Bushels of Wheat.	No. Bushels of Oats.	OTHER INFORMATION
1498	Harbee Peter	14	/	/															
1499	Joel Chester	5	/	/															
1500	Chips King	26	/	/			Farmer	20	5	4	10	20		50					
1501	Harriet King	30		/	/														
1502	Charlton King	8	/	/															
1503	Charles Mosley	8	/	/															
1504	Edward Emerson	45	/	/															
1505	Mattha Emerson	35		/	/														
1506	Wade H. Emerson	14	/	/															
1507	Henry Clay Emerson	5	/	/															
1508	Chipani	60	/	/															
1509	Washington Daley	22	/	/															
1510	James B. Butler	35	/	/															
1511	Henry Byington	34	/	/			Farmer	50	2		9								
1512	Sally Byington	38		/	/														
1513	Cyrus Byington	13	/	/															
1514	Robert Byington	4	/	/															
1515	Jacob Jones	35	/	/				10	12	1	40	14		150					
1516	Ellen Jones	34		/	/														
1517	Osborn Jones	7	/	/															
1518	William Jones	4	/	/															
1519	Jucy Hampton	13		/	/														
1520	Cephus Pope	50	/	/															
1521	Benjamin James	24	/	/															
1522	Francis James	20		/	/														
1523	Malvina Powell	45		/	/			3	4		4								
1524	Clara Bourland	14		/	/														
1525	Addie Bourland	8		/	/														
1526	Ernest Powell	5		/	/														
1527	Elsie M. Powell	2		/	/														
TOTALS		19	11	30				83	25	1	57	24	20	200					






Census of Blue County,

Choctaw Nation, 1885

NAMES.	AGE.	DESCRIPTION OF PERSONS.					OCCUPATION.	LAND.	LIVE STOCK.					AGRICULTURAL PRODUCTS.				MISCELLANEOUS.	
		Male.	Female.	Indian.	White.	Colored.		Acres under Cultivation.	No. of Horses.	No. of Mules.	No. of Cattle.	No. of Sheep.	No. of Goats.	No. of Hogs.	No. Bales of Cotton.	No. Bushels of Corn.	No. Bushels of Wheat.	No. Bushels of Oats.	OTHER INFORMATION.
1528 Jefferson Pickens	7	1		1															
1529 Wiley Dyer	24	1		1		Farmer	4	6				20							
1530 Rube Dyer	33		1	1															
1531 Susupen Dyer	6	1		1															
1532 Emma Dyer	4		1	1															
1533 Heathie Carue	50		1	1			4	5	6			25							
1534 Molsie Barnette	30		1	1															
1535 Vina Barnett	9		1	1															
1536 Noah Barnett	6	1		1															
1537 Allen Wright	55	1		1			20	2				50	1	150	12				
1538 Betzie Wright	25		1	1															
1539 Milton Wright	13	1		1															1
1540 Joseph Wright	5	1		1															
1541 Albert Wright	1	1		1															
1542 Elizabeth Hall	20	1		1															
1543 Harris Holom	35	1		1			1	1				25		50					
1544 Mary Holom	20		1	1															
1545 Isaac Holom	5	1		1															
1546 Lucy Patterson	46		1	1															
1547 Kbachko	70	1		1			12	2				50		30					
1548 Sidney Hays	19	1		1			3					5							
1549 Austin Pickens	30	1		1			2	1	6					30					
1550 Mary Pickens	45		1	1															
1551 Nephus Moore	39	1		1			38	3	1			78		180	10				
1552 Lucy Moore	28		1	1															
1553 Jiney Moore	17		1	1															
1554 Sarah Moore	8		1	1															
1555 David Moore	2	1		1															
1556 Elsie Moore	3		1	1															
1557 James Dyer	65	1		1			2	1				3							
TOTALS		17	13	30			86	21	13			256	1	490	22				






Census of *Blue* County,

Choctaw Nation, 1885

NAMES	DESCRIPTION OF PERSONS						OCCUPATION	LAND		LIVE STOCK						AGRICULTURAL PRODUCTS				MISCELLANEOUS
	AGE	Male	Female	Indian	White	Colored		Acres under Cultivation	No. of Horses	No. of Mules	No. of Cattle	No. of Sheep	No. of Goats	No. of Hogs	No. Bales of Cotton	No. Bushels of Corn	No. Bushels of Wheat	No. Bushels of Oats	OTHER INFORMATION	
1558	Kittie Meyer	13		1	1															
1559	Mary Meyer	7		1	1															
1560	Jonas Grazier	63	1				Farmer		3				4		90					
1561	Allen Grazier	18	1																	
1562	Mary Grazier	10		1	1															
1563	Serena Grazier	1		1	1															
1564	Sally Brown	44		1	1		"	3	1				4							
1565	Bris Hayes	15	1																	
1566	Flement Tobley	37	1					20	5				60		100					
1567	Suckie Tobley	45		1	1															
1568	Inie Brown	40		1	1			8	2				30							
1569	Francis Peter	17	1																	
1570	Isom Brown	30	1																	
1571	James Robinson	40	1				"	12	3				40		130					
1572	Joyous Robinson	33	1																	
1573	Hanna Robinson	17		1	1															
1574	George Robinson	6	1																	
1575	Bacon Patterson	20	1				"	2		3			7							
1576	Lucy Anna Going	7		1	1															
1577	Susa S. Going	1		1	1															
1578	Lynnan Going	13	1																	
1579	Madison Lucas	27	1				"						15							
1580	Margarett Nail	28		1	1															
1581	Mary Jane Nail	5		1	1															
1582	Bisnell Couch	39	1					2	1				25		30					
1583	Eliza Couch	35		1	1															
1584	Isias Couch	12	1																	
1585	Hogan Peter	38	1				"	3					6		5					
1586	Elizabeth Peter	25		1	1															
1587	Eastman Tchomba	29	1					4	2				10		40					
TOTALS			16	14	30			54	17	3			201		395					





NAMES.	AGE.	DESCRIPTION OF PERSONS.					OCCUPATION.	LAND.	LIVE STOCK.					AGRICULTURAL PRODUCTS.				MISCELLANEOUS.	
		Male.	Female.	Indian.	White.	Colored.		Acres under Cultivation.	No. of Horses.	No. of Mules.	No. of Cattle.	No. of Sheep.	No. of Goats.	No. of Hogs.	No. Bales of Cotton.	No. Bushels of Corn.	No. Bushels of Wheat.	No. Bushels of Oats.	OTHER INFORMATION.
1588 Louisa Dehomba	3		1	1															
1589 Charles Dehomba	16	1																	
1590 Jefferson Fillmore	35	1				Farmer	30	7		21		80							
1591 Isabelle Fillmore	38		1	1															
1592 Allen Fillmore	6	1																	
1593 Malvina Lewis	25		1	1															
1594 Joslin Lewis	4	1					12					7		10					
1595 Mary Lewis	1		1	1															
1596 Sallina Adam	40		1	1															
1597 Sinae Adam	11		1	1			1					2							
1598 Charles Adam	1	1																	
1599 Roberson Byington	35	1		1															
1600 Belinda Byington	29		1	1			12	2				18		30					
1601 Harris Byington	9	1																	
1602 Julian Byington	8		1	1															
1603 Jimmon Byington	5	1																	
1604 Peter Byington	3	1																	
1605 Allenton Jones	27	1																	
1606 G. Hogan	23	1					4					4							
1607 Mary Hogan	20		1	1			8	2				23		50					
1608 Wilmon Hogan	3	1																	
1609 Judson Frazier	45	1		1															
1610 Tennessee Frazier	44		1	1			3	6	2	3	2	3		7					
1611 Luekey Frazier	10	1																	
1612 Calloway Frazier	9	1																	
1613 Louis Frazier	11	1																	
1614 Hudson Frazier	23	1																	
1615 Calie Frazier	20	1					2	1	7			6		7					
1616 Alice Frazier	4		1	1															
1617 Bacon Colbert	31	1					3					7		8					
TOTALS	19	11	30				25	18	9	24	2	150		112					





Census of Blue County,

Choctaw Nation, 1885

		DESCRIPTION OF PERSONS.						AGRICULTURAL PRODUCTS.										MISCELLANEOUS.		
NAMES.	AGE.	Male.	Female.	Indian.	White.	Colored.	OCCUPATION.	LAND.		LIVE STOCK.				AGRICULTURAL PRODUCTS.				OTHER INFORMATION.		
								Acres under Cultivation.	No. of Horses.	No. of Mules.	No. of Cattle.	No. of Sheep.	No. of Goats.	No. of Hogs.	No. Bales of Cotton.	No. Bushels of Corn.	No. Bushels of Wheat.		No. Bushels of Oats.	
1618 Lucy Colbert	48		1	1																
1619 Jesse Hardy	37	1					Farmer	12	5			14	5	80		115				
1620 Belenice Hardy	46		1	1																
1621 Francis Moses	13		1	1																
1622 George Moses	11	1																		
1623 Lovisa Jehomba	24		1	1																
1624 George	38	1																		
1625 Emily	36		1	1				6	2		4			10		30				
1626 Amos	7		1	1																
1627 Jesse	5	1																		
1628 Dock	2	1																		
1629 Josiah Homma	30	1												1						
1630 Betsee Homma	23		1	1																
1631 Isabelle Jones	30		1	1																
1632 Edmund Jones	1	1																		
1633 Jackson Louis	25	1						10	2		10			100		60				
1634 Martha Louis	20		1	1																
1635 Ephraim Myer	28	1																		
1636 Eliza Ann Maya	21	1						8	3					120	1	80				
1637 Abel Louis	23	1						5	1					10						
1638 Elsie Stout	20		1	1																
1639 Peter Louis	3	1																		
1640 Abel Watson	22	1																		
1641 Linda Watson	31		1	1				35	5					20		30				
1642 Biren Watson	6	1																		
1643 Willman Watson	5	1																		
1644 Burris Watson	1	1																		
1645 Hokee Louis	65		1	1																
1646 Lottie Ann Louis	9		1	1				4						2						
1647 Johnson Fletcher	25	1						1						3						
TOTALS		17	13	30				49	18		14	14	5	346	1	315				





Census of *Blue* County,

Choctaw Nation, 1885.

NAMES.	DESCRIPTION OF PERSONS.						OCCUPATION.	LAND.		LIVE STOCK.						AGRICULTURAL PRODUCTS.				MISCELLANEOUS.
	AGE.	Male.	Female.	Indian.	White.	Colored.		Acres under Cultivation.	No. of Horses.	No. of Mules.	No. of Cattle.	No. of Sheep.	No. of Goats.	No. of Hogs.	No. Bales of Cotton.	No. Bushels of Corn.	No. Bushels of Wheat.	No. Bushels of Oats.	OTHER INFORMATION.	
1648 Aaron Homma	31	1		1			Farmer	7	11				24		75					
1649 Mariah Homma	34		1	1																
1650 Serena Homma	32		1	1																
1651 Peter Maytubbe sr	48	1		1			"	40	9	1	80		80	800	80					
1652 Tabitha Maytubbe	27		1		1															
1653 S. W. Maytubbe	23	1		1															Citizen by marriage	
1654 Lourinda Maytubbe	15		1	1																
1655 Peter Maytubbe Jr	13	1		1																
1656 Mary Maytubbe	11		1	1																
1657 Benjamin Maytubbe	7	1		1																
1658 Madge Maytubbe	4		1	1																
1659 Sophina Maytubbe	3		1	1																
1660 Susan Maytubbe	1		1	1																
1661 D. W. Maytubbe	6	1		1																
1662 David Perkins	72	1		1			"	34	14		18	62	6	100	100				25 bu. Potatoes.	
1663 Elsie Perkins	60		1	1																
1664 Nicholas Perkins	14	1		1																
1665 Lou Perkins	10		1	1																
1666 Solomon King	35	1		1																
1667 Rebecca King	40							5	10		40	8		200	50					
1668 Sarah King	6		1	1																
1669 George Perkins	23	1		1										6						
1670 Susan Perkins	20		1	1																
1671 N. A. Perkins	37	1		1			"	40	17		12	15		400	160		36			
1672 Louisa Perkins	39		1	1																
1673 Joseph Hampton	22	1		1																
1674 Henry Bushman	25	1		1			"	8	9					3						
1675 Sinda Bushman	16		1	1				7												
1676 Charles Aely	22	1		1																
1677 Eliza Aely	28		1	1					2											
TOTALS		14	16	39	1			134	67	1	150	85	6	813	1185	80	36			





Census of Blue County,

Choctaw Nation, 1885

NAMES.	AGE.	DESCRIPTION OF PERSONS.					OCCUPATION.	LAND.	LIVE STOCK.					AGRICULTURAL PRODUCTS.				MISCELLANEOUS.	
		Male.	Female.	Indian.	White.	Colored.		Acres under Cultivation.	No. of Horses.	No. of Mules.	No. of Cattle.	No. of Sheep.	No. of Goats.	No. of Hogs.	No. Bales of Cotton.	No. Bushels of Corn.	No. Bushels of Wheat.	No. Bushels of Oats.	OTHER INFORMATION.
1678 David Perkins jr	23	1		1															
1679 Roberson Hall	55	1		1															
1680 Sissie Hall	26		1	1															
1681 Louis Hall	12	1		1															
1682 Lawrence Hall	6	1		1															
1683 Selon Hall	5	1		1															
1684 Robinson Hall	1	1		1															
1685 Coleman	28	1		1															
1686 Solomon Louis	34	1		1															
1687 Horbis Louis	48	1		1															
1688 Sarah Louis	21		1	1															
1689 Eliza Louis	16		1	1															
1690 Jimmon Louis	9	1		1															
1691 Belamy Louis	3		1	1															
1692 Abel Wade	28	1		1															
1693 Agnes Wade	25		1	1															
1694 Elsie Wade	3		1	1															
1695 Jefferson Wade	1	1		1															
1696 Johnson Cole	50	1		1															
1697 Lottie Cole	40		1	1															
1698 Taman Wallace	12	1		1															
1699 Anna Wallace	35		1	1															
1700 Joram Johnson	35	1		1															
1701 Abistam Lewis	40	1		1															
1702 Nancy Lewis	31		1	1															
1703 Silas Lewis	10	1		1															
1704 Wallace Lewis	7	1		1															
1705 Sophina Lewis	1		1	1															
1706 Frank Perkins	32	1		1															
1707 Susan Perkins	33		1	1															
TOTALS		19	11	30															



90 23 45 2 239 180



Census of Blue County,

Choctaw Nation, 1885

NAMES.	AGE.	DESCRIPTION OF PERSONS.					OCCUPATION.	LAND.	LIVE STOCK.					AGRICULTURAL PRODUCTS.			MISCELLANEOUS.		
		Male.	Female.	Indian.	White.	Colored.		Acres under Cultivation.	No. of Horses.	No. of Mules.	No. of Cattle.	No. of Sheep.	No. of Goats.	No. of Hogs.	No. Bales of Cotton.	No. Bushels of Corn.	No. Bushels of Wheat.	No. Bushels of Oats.	OTHER INFORMATION.
1708 Elsie Perkins	3		1	1															
1709 Iona Perkins	2		1	1															
1710 Tanaperhabe Perkins	3		1	1															
1711 Sophia Brown	30		1	1		Farmer													
1712 George Coaley	6		1	1				5					16						
1713 Linie Hokeey	5		1	1															
1714 Jefferson Lode	28		1	1															
1715 Susan Okpoto haya	27		1	1		"	15	8	15			40		50					
1716 Amelia Okpoto haya	8		1	1															
1717 Nancy Okpoto haya	2		1	1															
1718 Franklin Hardin	44		1	1		"	16	2				60	1	80					
1719 Susan	4		1	1															
1720 Elsie	3		1	1															
1721 Charles Leason	15		1	1															
1722 Joel Byington	26		1	1		"	1					3							
1723 Susan Byington	18		1	1															
1724 Watson Byington	2		1	1															
1725 Emery King	40		1	1		"	10	4	7	5		10		15					
1726 Jesse King	12		1	1															
1727 William H. Goforth Jr	26		1	1		"		2	6			60							
1728 Susan Goforth	19		1	1															
1729 Iherlena Goforth	3		1	1															
1730 Izgonia Goforth	1		1	1															
1731 Belle Johnson	37		1	1			2	6				6							
1732 George B. Hall	50		1	1															
1733 Josiah Sewitt	25		1	1															
1734 Silvia Sewitt	2		1	1															
1735																			
1736																			
1737																			

TOTALS





# Census of Blue County,

NAMES.	AGE.	DESCRIPTION OF PERSONS.					OCCUPATION.
		Male.	Female.	Indian.	White.	Colored.	
1735. Eden Daily	3	1		1			
1736 George Lewitt	1	1		1			
1737 Willis Chafatikabe	40	1		1			
1738 Edmund Turnbull	33	1		1			
1739 Laura Turnbull	30		1	1			
1740 Green Jackson	13	1		1			
		5	1	6			

The whole number of population in the County of Blue  
 are - 904 Males - and 836 females; 1647 Indians;  
 90 whites & - 3 colored -

10 093 Acres under Cultivation.

3232 Horses, & 138 Mules; 24420 Cattle;

3220 sheep; 107 goats; 22751 Hogs; 405 bales of Cotton;

45103 bu. of corn; 759 bu. of wheat; 8976 bu. oats;

I hereby certify that the foregoing transcript of the  
 Census of Blue County, is a true and correct  
 Copy taken from the Original Record book now  
 on file in my office.

In witness hereto I have affix the  
 seal of the Choctaw Nation. This the  
 5<sup>th</sup> day of August A.D. 1886,

Thompson McKimney  
 National Secretary  
 Choctaw Nation.



TOTALS



MICROCOPY

595

ROLL

623

