

B  
18  
139  
ENT

Indian Museum Notes

v. 5 no. 5

[extract]

pg. 279, plate XVIII





SB  
818  
I39  
ENT

KOQUILLET LIBRARY  
DONOR: M. J. MITCHELL  
DONOR: 1921

---

# INDIAN MUSEUM NOTES.

VOLUME IV.—No. 5.

---

[Extract from]

---







DESCRIPTION OF A NEW PARASITIC TACHINID  
FLY FROM CEYLON.

BY D. W. COQUILLET.

COMMUNICATED BY E. E. GREEN, F.E.S.

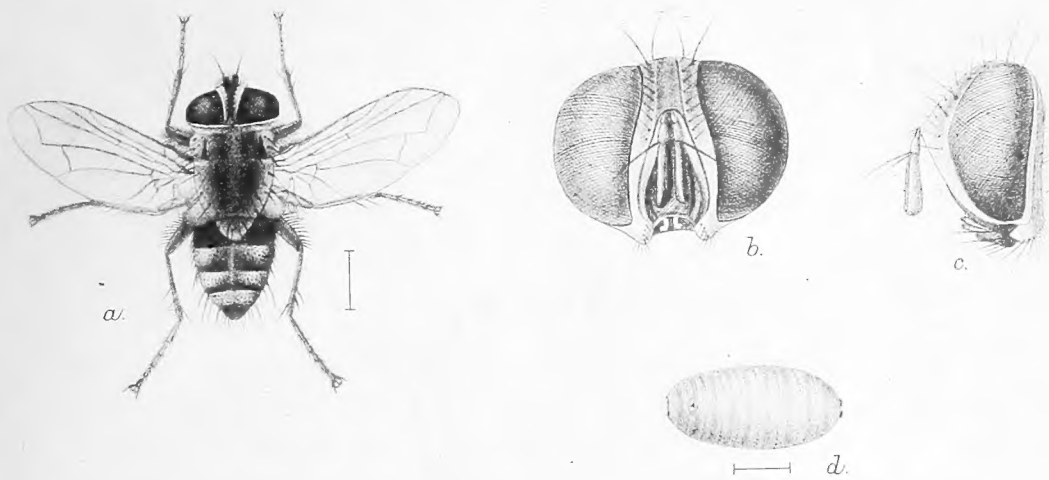
*Plate No. XVIII, fig. 1.**Exorista heterusia*,<sup>1</sup> Coquillett, new species.

♂ ♀ black, the apical two-thirds of the palpi and a spot on sides of the second and third abdominal segments; yellowish. Front in the male two-fifths, in the female three-fifths, as wide as either eye, the sides gray pollinose, orbital bristles present in the female, wanting in the male, frontal bristles descending to base of third antennal joint, face whitish pollinose, vibrissæ on a level with the front edge of the oral margin, four or five bristles above each, cheeks one-seventh as broad as the eye-height; antennæ nearly as long as the face, the third joint two and one-half times as long as the second, arista thickened on the basal third, its penultimate joint scarcely longer than broad, palpi greatly thickened apically. Thorax gray pollinose, marked with four black vittæ; four postsutural and three sternopleural macrochætæ, but the lowest of the latter sometimes very small; scutellum bearing four marginal pairs, of which the hindmost pair is cruciate and directed obliquely backward. Abdomen subshining, broadly whitish pollinose on the bases of the last three segments, except a black dorsal vitta, macrochætæ of the first three segments only marginal. Hind tibiæ outwardly ciliate, middle tibiæ each bearing a single macrochæta on the front side near the middle, front pulvilli of male as long as the last tarsal joint. Wings hyaline, slightly gray at the base, third vein bearing two or three bristles at its base, bend of fourth vein destitute of an appendage; calypteres whitish. Length 6 to 9 mm. One male and three females. Pussellawa, Ceylon. Bred from *Heterusia cingala*,<sup>2</sup> Moore, by Mr. E. E. Green, F.E.S., Honorary Government Entomologist, Ceylon.


<sup>1</sup> This Tachinid fly is said to have done good service in checking the ravages of the tea pest *Heterusia cingala*, Moore, in Ceylon. Specimens received from the Pussellawa district, were found to be so thoroughly infested by it that from over one hundred of the caterpillars not more than half a dozen moths were reared by Mr. Green. In some cases as many as ten pupæ of the fly were found in the dead cocoons.

<sup>2</sup> The caterpillar of this moth periodically occurs in very large numbers, and sometimes completely defoliates the tea bushes over a large acreage in Ceylon (for an illustration of the pest, See *Plate XVIII fig. 2.*)

1.



2.




G.C. Chackraburty, del.

Photo-etching - Survey of India Offices, Calcutta, February 1899.


1. EXORISTA HETERUSIAE COQUILLET N. Sp.  
2. HETERUSIA CINGALA MOORE.











# Indian Museum Notes

v. 5 no. 5

[extract]

pg. 279, plate XVIII

SMITHSONIAN INSTITUTION LIBRARIES



3 9088 01570 6658