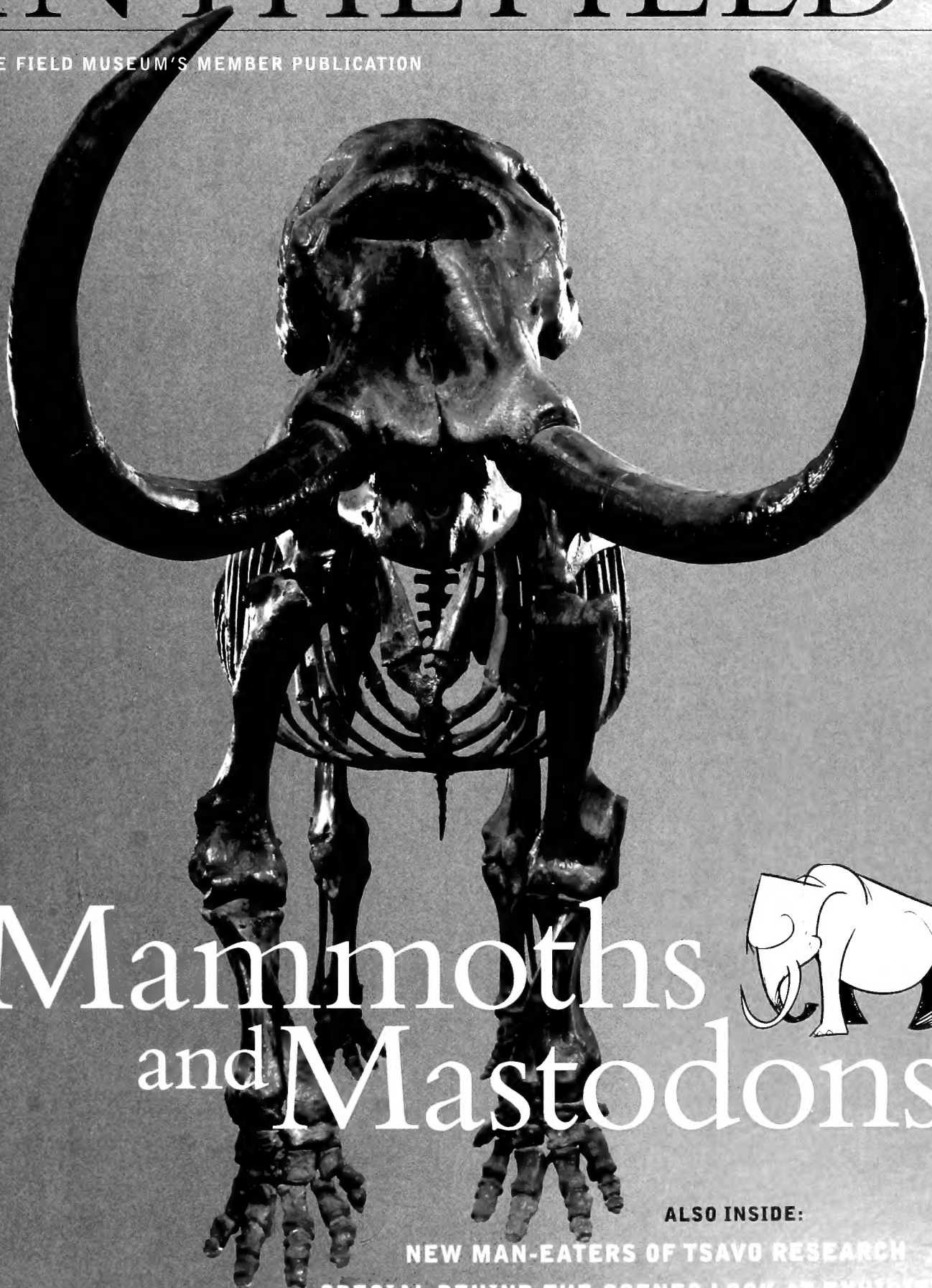


IN THE FIELD

THE FIELD MUSEUM'S MEMBER PUBLICATION



Mammoths and Mastodons!

ALSO INSIDE:

NEW MAN-EATERS OF TSAVO RESEARCH
SPECIAL BEHIND-THE-SCENES LOOK AT EXHIBITION

SPRING 2010
MARCH-JUNE
VOL. 81, NO. 2

EDITOR:

Emily J. Waldren
The Field Museum

DESIGN:

Bockos Design, Inc.

Printed on recycled paper
using soy-based inks.

All images © The Field Museum
unless otherwise specified.

IN THE FIELD (ISSN #1051-4546)
is published three times a year
by The Field Museum. Annual
subscriptions are \$20; \$10
for schools. Museum member-
ship includes IN THE FIELD
subscription. Opinions expressed
by authors are their own and
do not necessarily reflect the
policy of The Field Museum.
Notification of address change
should include address label
and should be sent to the
membership department.

POSTMASTER

Send address changes to:
Membership, The Field Museum
1400 South Lake Shore Drive
Chicago, IL 60605-2496

COVER: Visitors will see
illustrations, life-size models,
and real fossils in *Mammoths
and Mastodons: Titans of
the Ice Age*.

IMAGE CREDITS:
GEORGE 430, 04880 / JOHN WEINSTEIN;
ILLUSTRATION BY PAT BRADLEY
FOR THE FIELD MUSEUM © 2009

The Field
Museum

1400 South Lake Shore Drive
Chicago, IL 60605-2496
312.922.9410
fieldmuseum.org

The Field Museum salutes
the people of Chicago for their
long-standing support of the
Museum through the Chicago
Park District. Programming is
partially supported by a CityArts
Program 4 Grant from the
City of Chicago Department of
Cultural Affairs and the Illinois
Arts Council, a state agency.



dear member

A Year Bursting with Excitement

2010 is shaping up to be an exciting year. In this issue, we spoke with Vice President of Exhibitions, David Foster, about all the behind-the-scenes magic that goes into opening an exhibition here at The Field Museum. You'll also get a sneak peek at Foster's particular favorites for 2010.

One such exhibition is *Mammoths and Mastodons: Titans of the Ice Age*. Set to open on Mar. 5, this is an exhibition for the whole family to enjoy. Lyuba, the world's best-preserved baby mammoth, has arrived safely from Russia and is ready for her big American debut! Read more about this exciting exhibition on page 4.

Also this year, the Museum is celebrating a very important milestone — it has been 10 years since we unveiled SUE! A dinosaur like SUE deserves a celebration just as big as she is and we've been busy planning the perfect anniversary. Learn all about the exciting plans on page 3. You'll see SUE in ways you've never imagined!

And don't forget, the **59th Annual Members' Nights** are fast approaching. On Mar. 11 and 12, we'll open our doors to you, our members, from 5pm to 10pm. As always, you'll be able to explore the entire Museum, including behind-the-scenes areas. Learn about our scientific research and upcoming exhibitions before anyone else. To reserve your tickets, call 312.665.7705.

As always, thank you for your continued support.



CHANE ALEXANDER WHITE

Michelle Clayton
Director of Membership



Museum Campus Neighbors

Shedd Aquarium Enrich your visit with a closer connection to Shedd and its animals. A 50-minute behind-the-scenes tour shows you staff members at work caring for the animals while in the Trainer for a Day program; you can assist a marine mammals trainer with daily routines. During a beluga encounter, get face-to-face with a whale in a private pool. Visit www.shedd-aquarium.org/extraordinary for details.

Adler Planetarium On Mar. 26, the Adler will open *Planet Explorers*, a modern-day space adventure for children ages 3–8 and their families. This April, celebrate the 40th anniversary of Apollo 13 with special events and activities. Originally intended to be NASA's third manned mission on the Moon, a technical malfunction on Apollo 13 changed the focus to getting the crew home safely. Visit www.adlerplanetarium.org for details.



A Colossal Celebration for a Chicago Icon

By Ellyn Nugent, Manager of Special Events

Can you believe it? It's been almost a decade since that big day in May 2000 when we unveiled SUE! Since then, millions of visitors have marveled at the world's largest and most complete *T. rex*—making SUE a Chicago icon. To celebrate this important anniversary, the Museum is planning an exciting summer of special dino attractions and activities, beginning Memorial Day weekend. Be sure to join us this summer when SUE will “come alive” in other parts of the Museum!



Starting Friday, May 28, we'll feature a brand new movie, *Waking the T. rex 3-D: The Story of SUE*, in the Ernst & Young 3-D Theater. Our scientists worked alongside a movie production crew to give you an opportunity to see SUE as you've never seen her before—moving as she did in real life and appearing in super realistic 3-D. It's a must for all SUE fans!

That same day, we'll open *RoboSUE: The T. rex Experience* which lets you get up close to state-of-the-art robotic dinosaurs, including SUE, *Velociraptors*, and *Triceratops*. These dinos actually “see” you and react to your movements. It's the most realistic dino experience you can get without traveling back millions of years in a time machine! It's a thrill you'll long remember.

Of course, SUE will still reign supreme from her place in Stanley Field Hall and our scientists and educators will be available to answer your questions during scheduled programs. Be sure to watch our website for more complete information on all the dino fun planned for this summer.

Discounted Member tickets to both *Waking the T. rex 3-D* and *RoboSUE* will be available at the Membership check-in desk. **ITF**

SUE at The Field Museum is made possible by McDonald's Corporation. A major sponsor of SUE is Walt Disney World Resort. Additional support has been provided by the Illinois Department of Natural Resources/Illinois State Museum. The Elizabeth Morse Charitable Trust is the generous sponsor of this exhibition.

The Field Museum Sponsor of *Waking the T. rex 3-D: The Story of SUE* is McDonald's.

RoboSUE: The T. rex Experience is sponsored by The Kenneth and Anne Griffin Foundation.

Special SUElebrations!

JOIN US ON MAY 22 FOR A SPECIAL
CELEBRATION AND FUNDRAISER IN HONOR
OF SUE. SEE PAGE 14 FOR MORE DETAILS.

VISIT THE MUSEUM ON MAY 29 & 30 TO
MEET SUE HENDRICKSON, THE FOSSIL HUNTER
WHO DISCOVERED SUE. SHE WILL BE AVAILABLE TO
SIGN AUTOGRAPHS AND ANSWER QUESTIONS.

CALL 312.665.7100 FOR MORE.



Discover Mammoths and Mastodons: Titans of the Ice Age

Featuring Lyuba, the 42,000-Year-Old Baby Mammoth

By Kate Richling, Writer

Take a journey back in time and discover amazing creatures in the Museum's newest exhibition, *Mammoths and Mastodons: Titans of the Ice Age* (Mar. 5 through Sept. 6). Weighing as much as eight tons, with tusks up to 16 feet long, these colossal creatures inhabited vast stretches of the Earth for millions of years before the species went extinct. See these and other magnificent Ice Age mammals come to life through an array of skeletons, fossils, artifacts, replications, and interactive displays.



The star of the exhibition is Lyuba (pronounced *Lee-OO-bah*), the best-preserved baby mammoth in the world. Discovered in 2007 by a Siberian reindeer herder and two of his sons, this 42,000-year-old specimen is in the United States for the first time and as Museum members, you'll be among the first to see her.

"*Mammoths and Mastodons*, with Lyuba at its center, makes natural history much more real to people. There's a visceral awe that takes hold of you in looking at a specimen like Lyuba, and the exhibition as a whole demonstrates how close we can come to knowing what these animals were like," says Daniel C. Fisher, PhD, lead curator of the exhibition and professor of geological sciences at the University of Michigan.

This interactive exhibition is geared for all ages creating an unforgettable experience for the entire family. In *Mammoths and Mastodons*, you'll not only see complete skeletons and fossils, but you'll also discover a full-size replica of a Columbian mammoth, one of the largest mammals ever to roam North America. Also showcased are rare and evocative objects including some of the oldest art in existence, as well as skulls and tusks of mammoth relatives—including pygmy mammoths. Visitors will also learn more about the other animals that lived during the Ice Age and come face-to-face with full-size replicas of a scimitar-tooth cat and a giant short-faced bear, the largest predator of the Ice Age.

Mammoths and Mastodons reveals how these mammals inhabited very diverse ecosystems, from snowy landscapes to grasslands to temperate woodlands. Learn the distinctions between the two mammals with an up-close look at the shorter and stockier mastodon, and notice how its bones were more robust and tusks differently shaped. Compare both mammoth and mastodon teeth and discover how they were used to munch on different types of vegetation, allowing the two huge animals to live alongside each other without competing for food. Discover how much a mammoth needed to eat (500 pounds of vegetation every day!) and see how ancient people hunted these gigantic beasts and used them, not only as a source of food, but also artistic inspiration. You'll see both examples of cave art and ancient carvings featuring mammoths. There's even a 35,000-year-old necklace carved from mammoth ivory on display.



Exciting displays explain what may have caused mammoth and mastodon extinction and show how today's scientists excavate, analyze, and study these remarkable creatures. The exhibition bridges the past with today by exploring the scientific methods used to study these animals as well as their surviving relatives, modern-day elephants.

Bill Simpson, collections manager of the Museum's fossil vertebrate collection and content specialist for the exhibition explains, "The Ice Age world was, geologically, just a moment ago. Here in Chicago, we are living on deposits sculpted and left behind by glaciers. These deposits contain buried fossils of a fascinating array of extinct animals. *Mammoths and Mastodons* will take visitors back to that world." **ITF**

This exhibition is organized by The Field Museum.

Education Sponsor: Discover

Lyuba is on loan from the Museum and Exhibition Center named after I.S. Shemanovskiy (Yamal, Russia).



© PAT BRADLEY

Bringing Mammoths and Mastodons to Life!

By Franck Mercurio,
Senior Exhibition Developer

In addition to showcasing amazing fossil specimens, *Mammoths and Mastodons* also features many fascinating interactive experiences that all ages will enjoy. Of these, the most anticipated is **Picturing Mammoths**, an interactive about cave art. Here, visitors can explore a virtual cave and discover Paleolithic cave paintings, many of which depict mammoths. The journey begins as you enter an inflatable half-dome evoking a cave entrance in southwestern France. Inside, images of ancient cave paintings spring to life. These animated stories explain what we can learn from these mysterious images.

Other interactives explore the distinctive anatomical features of mammoths and mastodons, namely trunks and tusks. Join the proboscidean family and try your hand at picking up objects by manipulating a mechanical trunk. It's not as easy as you'd think. You'll even have the chance to joust with tusks, imitating the behavior of these great beasts who sought to win breeding rights as they roamed the Siberian landscape thousands of years ago. More interactives explore what we know of mammoth social behavior and elephant vocal communication. No doubt, you'll leave this exhibition as a certified mammoth and mastodon expert!

A Columbian mammoth, an African elephant, and an American mastodon (from back to front) next to a 6-foot-tall human.

ILLUSTRATION BY VELIZAR SIMEONOVSKI

Exhibitions From Concept to Creation A Conversation with David Foster

By Emily Waldren, Editor

Vice President David Foster works with his team to create entertaining and educational exhibitions. *ITF* spoke with Foster to learn more about the process of bringing a show to life in the Museum and also asked Foster for a sneak peek into the rest of 2010.



From The Aztec World to Evolving Planet to the recent renovation of the Grainger Hall of Gems, our exhibitions department works to create interactive, educational experiences that children and adults will enjoy.



MARIE GEORG / THE FIELD MUSEUM

ITF: How does the Museum decide what exhibitions it will design or host in a given year?

Foster: For original Field Museum exhibitions, such as *Mammoths and Mastodons*, *The Aztec World*, or *Nature Unleashed*, we periodically conduct a process of exhibition topic testing, polling visitors to determine what subjects have the broad appeal needed to guarantee that an exhibition will be successful.

For large touring exhibitions such as *Tutankhamun* or *Cleopatra*, we usually know several years in advance what is being developed by other museums or organizers, and we negotiate vigorously to secure these exhibitions for The Field Museum. In all cases, we strive to create a balanced schedule that includes exhibitions with popular appeal and others, like *Gregor Mendel*, that closely reflect our own research and collection missions. The best shows, of course, are a combination of both worlds.

ITF: When the Museum creates something like *Mammoths and Mastodons*, how is it developed?

Foster: For every exhibition, large or small, we assemble a core project team that stays with the project from the inception of a concept right down to the opening of the show. The basic core team includes a project manager, an exhibit developer, exhibit designer, graphic designer, and production manager. Other specialists, such as mountmakers, conservators, media developers, and production crews, phase in or out of the project as the schedule requires. This team approach helps to make Field Museum exhibitions among the world's finest.

ITF: How long does it take to create and open a large exhibition like *Mammoths and Mastodons* or the recently renovated Grainger Hall of Gems?

Foster: In general, an exhibition like *Mammoths and Mastodons* requires between two and three years, from concept to finished product. The same was true for the *Grainger Hall of Gems*. However, the recent large permanent exhibitions *Evolving Planet* and *The Ancient Americas* each required over five years of work.



'This is a field in which the ability to wear many hats is definitely an asset.'

ITF: How do Museum scientists work with your team in creating content for a new exhibition?

Foster: Once an exhibition subject is chosen, a Field Museum curator, or an outside specialist identified by our curators, works closely with the exhibit developer during the first phases of the project, defining the key content areas and messages the exhibition should convey. Working in close collaboration with the curator, in a process that takes many months, the developer then begins to shape the content into a narrative or story line and creates the object or specimen list for what will be displayed in the exhibition. Similarly, during exhibition design, the curator confirms that the location or association of objects accurately support the scientific interpretation the exhibition seeks to communicate. And, finally, the curator is the essential front-line editor of the exhibition label text.

ITF: What is your background and what advice would you give to someone who is interested in exhibition development and design?

Foster: My own background is in art history, with some additional experience in design and studio arts. But I have a broad range of other interests as well, from literature and music to dirt archaeology and carpentry. Many of my staff combine a background in science with training in architecture, or experience as a stage actor with an aptitude for detailed research, and so on. So I'd advise anyone interested in this field to read broadly and seek a wide range of experience—this is a field in which the ability to wear many hats is definitely an asset.

ITF: What other highlights is the Museum looking forward to this year?

Foster: Besides opening *Mammoths and Mastodons* in early March, we're looking forward to the celebration of SUE's 10th anniversary in the spring, and the October opening of *Gold*, a stunning exhibition from the American Museum of Natural History. And don't forget *Climate Change*, opening in July—a powerful exploration of a timely and urgent issue affecting every corner of our planet. **ITF**

IMAGE CREDITS

OPPOSITE, LEFT TO RIGHT: A114589_04D / JOHN WEINSTEIN;
© MICHEL ZABÉ / AZA. REPRODUCTION AUTHORIZED BY THE INSTITUTO
NACIONAL DE ANTROPOLOGÍA E HISTORIA; © UNITED STATES
GEOLOGIC SURVEY, PHOTO BY JIM VALLANCE

ABOVE, LEFT TO RIGHT: GN90846_015D / JOHN WEINSTEIN;
GN90939_094D / JOHN WEINSTEIN; GN91288_021D / KAREN BEAN;
© ANDREAS F. VOEGELIN; GN90939_074D / JOHN WEINSTEIN

Camping at The Field Museum!

By Krystal Villanosa, Communications and Digital Learning Manager

If you're looking for fun, hands-on educational experiences this summer for your kids, as well as ways to engage them in the sciences, choose from one of three camps that The Field Museum is offering this summer.



© THE FIELD MUSEUM

Dino Camp is a new early childhood camp for young explorers ages 3–5 and their caregivers. By the end of this two-day camp, families will have learned how to spot a dinosaur and dig for dinosaur bones! Families will also get a chance to see SUE's skull!

SESSION 1: Tuesday, June 15 & Thursday, June 17

SESSION 2: Wednesday, June 16 & Friday, June 18

SESSION 3: Tuesday, June 22 & Thursday, June 24

SESSION 4: Wednesday, June 23 & Friday, June 25

9am to noon each day; \$75, \$65 members (one adult included in the price for each camper); Register by calling 312.665.7400.



© THE FIELD MUSEUM

Summer Worlds Tour is a week-long summer program for children ages 5–10. Campers will explore new and exciting worlds at the Adler Planetarium, travel back in time to meet the mightiest prehistoric giants at The Field Museum, and transform into underwater explorers at Shedd Aquarium. Throughout the week, campers will investigate exhibitions, create original art projects, play learning games, and have lunch along the shores of Lake Michigan.

SESSION 1: July 12–16

SESSION 3: July 26–30

SESSION 2: July 19–23

SESSION 4: August 2–6

9am to 3pm each day; \$285, \$255 members;
Register by visiting adlerplanetarium.org.



© THE FIELD MUSEUM

The **Systems Biology Exploration Camp** is a week-long program for both high-school students and educators to learn about genetics and the development of life. Participants will receive behind-the-scenes tours of labs and Museum collections and engage in hands-on activities and discussions with scientists from The Field Museum and the Chicago Center for Systems Biology. At the end of the camp, participants will receive a Certificate of Completion as well as a one-year family membership to The Field Museum.

STUDENTS: July 12–16

EDUCATORS: May 1 & 2, June 26, July 12–14

Request an application by emailing studentprograms@fieldmuseum.org.

Teachers may receive graduate credit from NLU and 46 CPDUs.

The project described was supported by award number P50GM081892 from the National Institute of General Medical Sciences. The content is solely the responsibility of the authors and does not necessarily represent the official views of the National Institute of General Medical Sciences of the National Institute of Health.

Field memberships make great gifts!

Call 312.665.7700 • M–F 8:30am–4:30pm

Visit fieldmuseum.org/membership

MARCH-JUNE

The Field
Museum

program

SPRING 2010



© BEN SOMERS, AAAS

The Comer Symposium with Dr. John P. Holdren: “Meeting the Climate-Change Challenge” Adult Lecture

Join us for a lecture and conversation with Dr. John P. Holdren, President Obama’s Science Advisor and the Director of the White House Office of Science and Technology Policy. Dr. Holdren will discuss the current state of climate-change science, the size of the associated challenge for society, and the technical and policy options for meeting that challenge while maximizing co-benefits (new jobs, lower oil imports, reduced conventional pollution) and minimizing costs.

MAY 13, 7:30pm • FREE with pre-registration—call 312.665.7400 to register.

Presented by The Gary C. Comer Family.



© THE FIELD MUSEUM

Dozin' with the Dinos! Overnight Family Program

This overnight program is a unique opportunity for families with children ages 6–12 to spend the night at The Field Museum. Spend your evening enjoying activities based on Field Museum exhibitions, munching on a snack, and exploring the Museum’s wondrous exhibitions, including *Inside Ancient Egypt* by flashlight. You can also take a break and watch as dinosaurs leap from the big screen in our Ernst & Young 3-D Theater.* Overnights begin at 5:45pm and end the following morning at 9am.

Overnights are scheduled for the following Fridays in 2010:

MARCH 26 • APRIL 9 • MAY 7 • MAY 14 • JUNE 11 • JUNE 18****

*Tickets to watch movies in the Ernst & Young 3-D Theater are an additional \$5/person.

**Dozin' with the Dinos programs in June and August will celebrate SUE’s 10th anniversary!

From handling the tools scientists use for excavating fossils to examining SUE’s bones

up close, this evening is jam packed with activities for dino-lovers!

STANDARD OVERNIGHT: \$63, \$51 members

PREMIUM PACKAGE 1: \$75, \$65 members

(includes all the fun of a standard overnight with sleeping spots in our *Evolving Planet* exhibition)

PREMIUM PACKAGE 2: \$87, \$77 members

(includes all the fun of a standard overnight, sleeping spots in *Evolving Planet*, and a behind-the-scenes tour with a Field Museum scientist)



© THE FIELD MUSEUM



© THE FIELD MUSEUM

PROGRAM TICKETS & INFO > 312.665.7400 GENERAL MUSEUM INFO > 312.922.9410 VISIT > fieldmuseum.org

Overnight exchanges will be issued by Field Museum staff for family registrants only. Exchanges must be made at least 48 hours in advance of the program date. No refunds are permitted for any program. Fees for programs that are cancelled by The Field Museum will be refunded in full.

march

TWO OF US: MAMMOTH OR MASTODON?* Family Program

Come learn the difference at Two of Us this March as we read books, create art, and sing songs all about our friends from the Ice Age.

MONDAYS IN MARCH, 10am–11am

NATIONAL GEOGRAPHIC LIVE: WAKING THE BABY MAMMOTH with DAN FISHER, PALEONTOLOGIST

Adult Lecture

In May 2007, an incredible discovery was made in Siberia: the almost perfectly preserved body of a baby mammoth, later named Lyuba, which had been protected by permafrost for some 40,000 years since its untimely death. Fisher will tell Lyuba's story, explaining what this treasured ambassador can teach us about the life and times of mammoths.

MARCH 9, 7:30pm • Tickets start at \$22 for members/\$24 for the general public. To purchase tickets, visit nglive.org.

CAFÉ SCIENCE: WOMEN ON THE FRONT LINE FOR CONSERVATION Adult Program

Join us at the Hopleaf Bar as Dr. Alaka Wali, Curator and Anthropologist at The Field Museum, discusses her experiences in both Chicago and the Peruvian Amazon to illustrate the role that women play in the care and stewardship of their homes.

MARCH 18, 7pm • **FREE** • Hopleaf Bar, 5148 N. Clark St.

FOSSIL HUNT AT MAZON CREEK Family Field Trip

Do you like to hunt fossils? Come with us to the world-famous Mazon Creek site, and discover what Illinois was like more than 300 million years ago! This program is for families with children ages 8–17. Plan on a one-quarter mile walk to fossil locations.

MARCH 20, 8am–3pm • \$40, \$28 members

WOODEN WOOLLY MAMMOTH* Family Program

Bring your Woollies cause we have a Mammoth that needs to get covered. Help create a 4-foot-tall wooden Woolly Mammoth replica.

MARCH 20, 11am

ARTISTS AND AUTHORS PRESENT MAMMOTHS AND MASTODONS: TITANS OF THE ICE AGE* Family Program

Come meet the author Cheryl Bardoe and illustrator Velizar Simeonovski as they read from their book *Mammoths and Mastodons: Titans of the Ice Age*. Afterwards, draw your very own mammoths and mastodons to take home. Books will be available for purchase at this event.

MARCH 20, 1pm

april

THE VERY HUNGRY CATERPILLAR Family Program

The Very Hungry Caterpillar and Other Eric Carle Stories draws upon the magic of black light and fluorescent puppet creations to capture the charm of three favorite Eric Carle stories: *A Very Hungry Caterpillar*, *A Little Cloud* and *Mixed-Up Chameleon*. This program is produced in partnership with the Chicago Children's Theatre and the Mermaid Theatre of Nova Scotia.

APRIL 8 – MAY 2 • Visit chicagochildrenstheatre.org for specific dates, times and fees.

PALEOLITHIC CAVE ART FEATURING

JEAN CLOTTES* Adult Lecture

Join us for a lecture on two of the most famous prehistoric painted caves: the underwater Cosquer Cave and the spectacular Chauvet Cave, both in France. Prominent French prehistorian Jean Clottes will explain what these cave paintings have taught us about mankind during the Paleolithic era. This program is in partnership with the Leakey Foundation.

APRIL 10, 1pm

NATIONAL GEOGRAPHIC LIVE: THE BIG THAW with JAMES BALOG, PHOTOGRAPHER, AUTHOR Adult Lecture

Presenting dramatic and awe-inspiring images of our planet in flux, Balog delivers an eloquent and empowering testimony to the reality of climate change, inspiring his audience to make a difference.

APRIL 13, 7:30pm • Tickets start at \$22 for members/\$24 for the general public. To purchase tickets, visit nglive.org.

FOSSIL HUNT AT MAZON CREEK Family Field Trip

Do you like to hunt fossils? Come with us to the world-famous Mazon Creek site, and discover what Illinois was like more than 300 million years ago! This program is for families with children ages 8–17. Plan on a one-quarter mile walk to fossil locations.

APRIL 17, 8am–3pm • \$40, \$28 members

THE BANFF MOUNTAIN FILM FESTIVAL Film Screening

Experience the adrenaline rush and adventure of alpine climbing, skiing, and mountain biking along with breathtaking glimpses into the traditional culture of the Himalayas—all captured on the big screen!

APRIL 20 & 21, 7pm • \$10, \$8 members (per night); \$18, \$14 members (for two nights)

OBJECT-BASED LEARNING FOR PARENTS Adult Workshop

Explore object-based learning with your children using cultural artifacts and biological specimens from our collections. Parents will receive behind-the-scenes instruction with Field Museum scientists as well as learn more about the importance of context, conversation, and the social history of objects.

APRIL 24, 9am–10:30am & 3:30pm–5pm

FREE with pre-registration—call 312.665.7400 to register.

may

TWO OF US: DANCING DINOSAURS!* Family Program

Come and celebrate the dinosaur this May at Two of Us. Together we'll walk, skip, and jump in the tracks of some of your favorite dinosaurs like *Tyrannosaurus rex* and *Apatosaurus*.

MONDAYS IN MAY, 10am–11am

KRAFT STORY TIME* Family Program

Take a seat in the *Crown Family PlayLab* to hear a story and make an art project to take home—all in 20 minutes!

SATURDAYS & SUNDAYS, 11:30am & 1:30pm

THE COMER SYMPOSIUM with DR. JOHN P. HOLDREN: “MEETING THE CLIMATE-CHANGE CHALLENGE”

Adult Lecture

Join us for a lecture and conversation with Dr. John P. Holdren, President Obama's Science Advisor and the Director of the White House Office of Science and Technology Policy. Dr. Holdren will discuss the current state of climate-change science, the size of the associated challenge for society, and the technical and policy options for meeting that challenge while maximizing co-benefits (new jobs, lower oil imports, reduced conventional pollution) and minimizing costs.

MAY 13, 7:30pm

FREE with pre-registration—call 312.665.7400 to register.

FOSSIL HUNT AT MAZON CREEK Family Field Trip

Do you like to hunt fossils? Come with us to the world-famous Mazon Creek site, and discover what Illinois was like more than 300 million years ago! This program is for families with children ages 8–17. Plan on a one-quarter mile walk to fossil locations.

MAY 15, 8am–3pm • \$40, \$28 members

CRETACEOUS CRAFTS* Family Program

Come learn about SUE and friends as you create dinosaur collages out of rice paper.

MAY 15, 11am

FAMILY FIELD DAY* Family Program

Take part in fun and free art and science activities in the *Crown Family PlayLab* and in the rest of the Museum. Be an explorer, scientist, artist and much more! 3rd Saturday of each month.

MAY 15, 11am–2pm

SUE'S HAVING A PARTY!* Family Program

And you're invited! Please join us at the *Crown Family PlayLab* this Memorial Day weekend as we celebrate SUE the *T. rex*'s 10th year at The Field Museum. We'll have SUE party hats, games, and art projects!

MAY 29, 30, & 31, 10am–2pm

june

DOZIN' WITH THE DINOS! Overnight Family Program

Happy Anniversary SUE! Come celebrate SUE's 10th anniversary at two special Dozin' with the Dinos sleepovers. From handling the tools scientists use to excavate fossils to examining SUE's bones up close, this evening is jam packed with activities for dino-lovers. This program is for families with children ages 6–12.

JUNE 11 & 18, 5:45pm–9am • See front page of this program calendar for pricing details.

DINO CAMP Camp Program

I spy a dinosaur, do you? This new early childhood camp is designed expressly for young explorers ages 3–5 with their caregivers. Join us for two days of dino discovery where we will learn how to spot a dinosaur, see SUE's skull, and dig for dinosaur bones!

JUNE 15–25 • See page 8 of the magazine for specific dates, times, and fees.

BUGGIN' OUT!* Family Program

Bugs make some people nervous, but at the *Crown Family PlayLab* we love them! Come learn how to carry heavy loads like a worker ant, build a beautiful web like a spider, and glow like a firefly!

JUNE 19, 11am

CAFÉ SCIENCE: SUE THE T. REX IN 3-D Adult Program

Join us for an evening discussion on SUE the *T. rex*, the most complete *T. rex* ever found. Learn about the importance of uncovering SUE, what it has taught us about dinosaurs, and what SUE's bones tell us about what the world was like 67 million years ago.

JUNE 24, 7pm • FREE • Schubas, 3159 N. Southport Ave.

*FREE WITH MUSEUM ADMISSION fieldmuseum.org

summer worlds tour 2010

Summer Worlds Tour is a week-long summer program for children ages 5–10 years old. Campers will explore new and exciting worlds at the Adler Planetarium, travel back in time to meet the mightiest prehistoric giants at The Field Museum and transform into underwater explorers at Shedd Aquarium. During the program campers investigate exhibits, create original art projects, play learning games and have lunch along the shores of Lake Michigan. See page 8 of the magazine for specific dates, times, and fees.

*FREE WITH MUSEUM ADMISSION fieldmuseum.org

explore our exhibitions

Rediscover your favorites!

CROWN FAMILY PLAYLAB

PERMANENT EXHIBITION

Little explorers have their own place in a big museum!

The Crown Family PlayLab is generously sponsored by the Crown family



EVOLVING PLANET

PERMANENT EXHIBITION

Go on an awe-inspiring journey through 4 billion years of life on Earth, from single-celled organisms to towering dinosaurs and our extended human family. Unique fossils, animated

videos, hands-on interactive displays, and recreated sea- and landscapes help tell the compelling story of evolution — the single process that connects everything that's ever lived on Earth.

Evolving Planet is made possible by Kenneth and Anne Griffin. The Elizabeth Morse Genius Charitable Trust is the generous sponsor of Evolving Planet's Genius Hall of Dinosaurs



THE ANCIENT AMERICAS

PERMANENT EXHIBITION

Step into the windswept world of Ice Age mammoth hunters. Walk through a replica of an 800-year-old pueblo dwelling and imagine your entire family cooking, eating, and sleeping in one small room. Explore the Aztec empire and its island capital,

Tenochtitlan, a city of more than 200,000 people and an extraordinary feat of engineering for any era.

The Ancient Americas is made possible by the McCormick Foundation




GRAINGER HALL OF GEMS

NEWLY RENOVATED!

Marvel at the beauty and splendor of gemstones in The Field Museum's newly renovated Grainger Hall of Gems. Learn what makes a ruby red, how opals are formed and the amazing color transformation of sapphire and alexandrite gems. Explore more than 700 breathtaking objects and discover why gems continue to hold the world's imagination today.

The Grainger Hall of Gems is generously sponsored by The Grainger Foundation



See these before they go!


LASTING IMPRESSIONS:

CHINESE RUBBINGS FROM THE FIELD MUSEUM

FEBRUARY 12, 2010 THROUGH JANUARY 3, 2011

Explore a millennia-old Chinese art form: the rubbing. Created by pressing thin sheets of wet paper into carvings in stone and inking the surface to form an impression, rubbings perform a range of functions from sharing famous works of literature

to preserving images of the deceased. Featuring two dozen examples, selected from over 7,000 items in The Field Museum's collections, discover the artistry and intricacy of Chinese rubbings.



This exhibition is supported by The Elizabeth F. Cheney Foundation


MAMMOTHS AND MASTODONS:

TITANS OF THE ICE AGE

MARCH 5 THROUGH SEPTEMBER 6, 2010

Journey back to the Ice Age by meeting "Lyuba," the best-preserved baby mammoth in the world, exploring monumental video installations, roaming among saber-toothed cats and giant bears, and wondering over some of the oldest human artifacts in existence.

This exhibition is organized by The Field Museum.
Education Sponsor: Discover




THE NATURE OF DIAMONDS Final days!

THROUGH MARCH 28, 2010

From its geological origins to its place in art, history and literature, no other gem has captured the world's imagination quite like diamond. Through ancient manuscripts, multimedia and evocative exhibitry, explore the many facets of diamond and be dazzled by these breathtaking pieces. Discover the gem that has stimulated scientists, inspired writers and influenced artisans for thousands of years.

The Nature of Diamonds is organized by the American Museum of Natural History, New York, in collaboration with The Field Museum, Chicago; the Royal Ontario Museum, Toronto; and the Houston Museum of Natural Science

This exhibition is made possible through the generous support of The Grainger Foundation



Man-eaters of Tsavo Gain (A Little) Redemption

No visit to The Field Museum is complete without seeing the *Man-eaters of Tsavo*.

The two have reached celebrity status since going on display in 1925.

Colonel John Henry Patterson, the British railway engineer who shot the lions in 1898 and sold their remains to the Museum, reckoned the lions had eaten 135 people, mainly railway workers and African villagers. His account of their exploits inspired several books and three Hollywood movies, most recently *The Ghost and the Darkness* (1996).



COURTESY OF DR. BRUCE PATTERSON

Dr. Patterson captured this image of two lions while doing fieldwork in Tsavo.

TO LEARN MORE ABOUT
OUR RESEARCH ON
MANELESS LIONS, VISIT
[FIELDMUSEUM.ORG/
EXPEDITIONS](http://FIELDMUSEUM.ORG/EXPEDITIONS).

The story of the man-eaters has been the subject of study of Museum researchers for many years. Previous dental exams and X-rays of the lions' skulls revealed that one of them had a debilitating abscess on one canine—the sharp, pointed teeth a lion needs to subdue its normal prey—perhaps explaining its dietary shift from wildlife to people. The other lion's teeth were healthy. It was theorized that the tendency for male lions to form social coalitions had made the second lion guilty by association.

Recently, Field Museum scientist Bruce Patterson, PhD, teamed with scientists at University of California, Santa Cruz, in order to further assess whether the lions lived up to their legend of having killed and eaten 135 people. Because lions typically eat grazing animals like zebra and buffalo, and because



Z94352C/JOHN WEINSTEIN

grass has a characteristic chemical signature, lions that eat non-grazers (like people!) should stand out. Chemical distinctions should be especially apparent in hair, which is frequently replaced and thus records diet in the most recent time period. After studying the lions' bones and pelts, the analysis showed that the man-eater with bad teeth had dined on about 27 humans, but his healthy partner ate no more than eight, suggesting that Col. Patterson exaggerated their exploits! This conclusion is in agreement with previous lines of evidence gathered by Museum researchers.

The fact that scientists can determine both the diet and the behavior of two animals killed more than a century ago is a testament to the enduring value of Museum collections and the science that interprets them. **ITF**



LEONARD RUSSO

Dr. Bruce Patterson, MacArthur Curator of Mammals, contributed to this Scientist's Pick.

Iraq Cultural Heritage Project Teaches Modern Techniques to Conserve Ancient Relics

By Orly Telisman, Manager of Media Relations

Considered the birthplace of many ancient and complex civilizations, Iraq is an important source of archaeological study. Unfortunately, for Iraqi scientists, their isolation from international colleagues during Saddam Hussein's regime kept antiquity research in the metaphorical dark ages. Not only have these anthropologists been cut off from new scientific findings for several years, the same community has no knowledge of new technologies now being used in the field—even simple tools like GPS systems and Google Maps.

With the help of a United States government grant, Field Museum scientists are training their Iraqi counterparts, sharing knowledge of 21st century technological advancements.

"Right now, these Iraqi scientists don't have working facilities to collect and manage what they are working on today at ancient sites, or the right materials like computers, X-ray fluorescent machines and solvents" says James Phillips, PhD, director of the Iraq Cultural Heritage Project at the Museum.

The Iraq Cultural Heritage Project is sponsored by the U.S. State Department with a grant of \$13 million to the International Relief and Development Corporation (IRD). The Field Museum and Oriental Institute at the University of Chicago are the two local entities helping train 18 Iraqi colleagues in Chicago through 2010. When these scientists return home, they will continue to train other Iraqis. "They need to correctly process and catalog what they have in their collections already and still prepare for what research is yet to come," Phillips adds.

Besides bringing Iraqi scientists to the United States for training, the State Department project envisions building an institute in the Iraqi city of Erbil to focus on technical and professional training in historic preservation. Under the program, the Iraq National Museum in Baghdad, which suffered extensive damage and looting in 2003, will also be restored and upgraded with new equipment.



THE FIELD MUSEUM

One member of the first of three groups coming to Chicago said, "So many objects need conservation. They need to be repaired and put in good condition. When we know the internal structure of an object, know the metals, we then know which methods of restoration we should follow."

Others will be trained on collection management. Museum researchers believe rebuilding historic library archives for future research is significant in preserving the past. When the archiving is completed, it will be the first time Iraqi archeological research will be available to scientists around the world.

In addition to restoring and conserving objects and archives in their museums, these scientists still face the task of restoring ancient buildings, some thousands of years old, which are currently exposed at sites scattered throughout their country. Each site provides intriguing clues about how earlier civilizations operated. These same places can serve as a destination location for tourists, helping build up the Iraqi economy. **ITF**



ALIBABO 311A JORDAN WILSON/ITF



ITF, © JORDAN WILSON/ITF

While at the Museum, Iraqi scientists have been able to study a number of artifacts including this gemstone necklace (above) from Kish, a Sumerian site south of Baghdad.

Explaining Yourself: New Marae Gallery Exhibition Explores Perception and Heritage

By Janet Hong, Project Developer for Exhibitions

If you're not immediately identifiable as belonging to one ethnicity or race in America, you can often tell when a new acquaintance is going to ask you a certain question. Your acquaintance checks out your eyes and hair, hesitates... then asks "What are you?"



© KIP FULBECK

Well, a full answer could take a while—particularly for someone whose ancestry is partly Asian or Pacific Islander—so sometimes the answer is kept simple. Japanese + Irish. Hawaiian + Cuban. But a complete answer would describe a complexity of social and personal identities, not to mention the experience of growing up with people always asking you to explain yourself.

To delve into this experience, artist Kip Fulbeck photographed diverse people who identify themselves as partly Asian—adults and kids, male and female, from all walks of life. The resulting exhibition *kip fulbeck: part asian, 100% hapa* (opening Apr. 2) presents his quietly exuberant and utterly engrossing photographic portraits. Just as importantly, the volunteer subjects also handwrote answers to the question "What are you?" Their answers are thoughtful, absolutely individual, and often quite funny.

To Fulbeck (who describes himself as Chinese, English, and Irish), hand-written responses were crucial: "We *Homo sapiens* have been making marks for 35,000 years.... Handwriting is as telling as the words we choose to write." One woman recounts how her Chinese father first met her German mother in the 1950s, offering her a ride home in a Buick. One boy writes,

"I am part Chinese and part Danish. I don't usually tell people I am Danish though, because they think I'm a pastry." One gentleman sums up, "I am half Japanese and half Jewish, I am the All-American Boy."

The entire project demonstrates why many now embrace the term *hapa*, a Hawaiian word meaning "half" that originally carried derogatory connotations, but now is often used with satisfaction and humor to mean a person with partial Asian or Pacific Islander ancestry. To Fulbeck, the terms "mixed," "multiracial," "part asian," and "hapa" are all okay with him, but points out that "everyone has a right to self-define and that's a personal decision. For many of us hapas and other mixes, there is no perfect term. Language is constantly moving as words evolve and are redefined, so something negative can be reclaimed as a positive."

In the age of a United States president of both African and European ancestry, and also in a year of the U.S. census (for which none of us have to check a box labeled "other" anymore), all of us are contemplating more than ever how our ethnic and cultural backgrounds contribute to shaping us. And for all Americans, doesn't the question "What are you?" yield interesting answers? **ITF**

The traveling version of *kip fulbeck: part asian, 100% hapa* is organized by the Japanese American National Museum in Los Angeles, California, and is supported, in part, by the James Irvine Foundation.

The Marae Gallery is sponsored by Baker & McKenzie.

*I am the glowing around the moon. I am the
endless summers that you don't forget. I am the
permanent that leaves a mark....*

I am ME!!

Saving the Sawfish

COURTESY OF
COLIN SIMPENDORFER

Sharks and their relatives are at the crest of a gathering wave of ocean extinctions and few are more severely threatened than the smalltooth sawfish, *Pristis pectinata*, of the Northwest Atlantic. Growing up to 20 feet in length and weighing over a ton, sawfish were once extremely common in shallow coastal areas from Texas to the Carolinas but their populations were reduced by around 99 percent last century due to incidental fisheries mortality and development of their nearshore breeding grounds.



COURTESY OF TONYA WILEY

Today, the last remaining sawfish breeding areas occur at a handful of sites in Southwest Florida, the last stronghold for this species in the Northwest Atlantic. Given their critical status, they were listed under the U.S. Endangered Species Act in 2003, and in 2007 the Convention on International Trade in Endangered Species prohibited all trade in sawfish body parts.


Kevin Feldheim, PhD, Manager of the Pritzker Laboratory for Molecular Systematics and Evolution, is participating in a project to help protect this endangered fish. The project is a large collaboration between universities and government agencies and aims to use modern genetic techniques to provide information on the structure, size, history and genetic diversity of the last remaining sawfish populations in the southern United States and the Bahamas.

'Sawfish were once extremely common... but their populations were reduced by around 99 percent last century...'

At the Museum's Pritzker Lab, Dr. Feldheim developed genetic markers, called microsatellites, from this species. If you have ever watched an episode of *CSI*, you are already familiar with these genetic markers. They are the same regions of DNA that forensic scientists use to identify criminals and also the same ones used to prove fatherhood in paternity cases. In sawfish, Dr. Feldheim and his team will use microsatellites to examine two things: movement of sawfish between Florida populations and those found in the Bahamas; and how many adult animals are contributing to each population. This information will be critical as collaborating management agencies design and scale conservation efforts that will successfully promote recovery processes of this endangered species.


The next time you visit the *DNA Discovery Center* keep an eye out for Dr. Feldheim in the lab. He will be working on this project throughout the spring of 2010. **ITF**

G091304 07D /JOHN WEINSTEIN



Dr. Kevin Feldheim, Lab Manager of the Pritzker Laboratory for Molecular Systematics and Evolution, contributed to this Lab News article.

Primitive Dinosaur Species Found in New Mexico



Field Museum researcher Nathan D. Smith has helped excavate and study a new, primitive dinosaur species named *Tawa hallae*. The dinosaur lived about 213 million years ago (Triassic period) and probably was a meat-eater. Specimens found were about the size of medium-to-large dogs. Their skeletons demonstrate the presence of air sacs in the braincase and neck areas, an evolutionary wrinkle later found in birds.

“The good condition of the skeletons suggests that the animals likely died near where they were found and were buried quickly after death. The lack of damage to the fossilized bones enabled us to see where air sacs were located, providing insights into the evolutionary path taken as dinosaurs became more like birds,” said Smith. *Tawa* also supports the hypothesis that Late Triassic carnivorous dinosaur communities in North America were assembled via dispersal from other regions, rather than *in situ* speciation.

The research team that excavated and analyzed *Tawa* included scientists from several museums and universities, including the University of Chicago. They found the specimens in 2006 at the Hayden Quarry on the Ghost Ranch in northern New Mexico. That area was much nearer to the equator at the time the dinosaurs died than it is now. At that time, the Earth had a single huge land mass, Pangea, that later broke into separate continents.

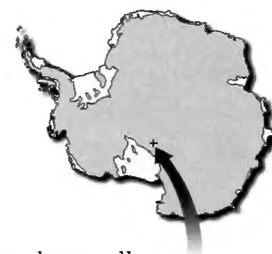
You can see scenes of the discovery of *Tawa* in the 3-D feature movie *Dinosaurs Alive!* currently showing in The Field Museum’s Ernst & Young 3-D Theater. **ITF**

The research was sponsored by the National Geographic Society with other participating institutions including the University of Chicago, The Field Museum, the Utah Museum of Natural History, the University of Utah, Stony Brook University, the Ruth Hall Museum of Paleontology, the University of Texas, Austin, and the American Museum of Natural History.



IMAGES: JORGE GONZALEZ
©UMNH / STONY BROOK UNIVERSITY

Ancient Mammal Relative Survived Extinction by Moving to Antarctica



Recently, Field Museum scientists Jörg Fröbisch, PhD, and Kenneth D. Angielczyk, PhD, and Christian A. Sidor, PhD, from the University of Washington identified a distant relative of mammals that apparently survived extinction by living in Antarctica.

The largest known mass extinction in Earth’s history, at the end of the Permian period (about 252 million years ago), may have been caused by global warming. The new fossil species, named *Komobuisia antarctica*, suggests that some land animals may have survived by living in cooler climates in Antarctica, which at that time was located further north than today and was warmer and not covered in glaciers.

Komobuisia antarctica, about the size of a small house cat, was considerably different from today’s mammals—it likely laid eggs, didn’t nurse its young, and didn’t have fur; it is uncertain whether it was warm blooded. It was not a direct ancestor of living mammals, but was among the few lineages of animals that survived at a time when a majority of life forms perished.

Fossil evidence suggests that small and medium-sized animals such as *Komobuisia antarctica*, were more successful at surviving the mass extinction than larger animals. They may have engaged in “sleep-or-hide” behaviors like hibernation and burrowing to survive in a difficult environment. The new discovery fills a gap in the fossil record and contributes to a better understanding of vertebrate survival during the end-Permian mass extinction. **ITF**

Funding for this research was provided through a Postdoctoral Research Fellowship of the German Research Foundation (Deutsche Forschungsgemeinschaft) to J. Fröbisch and grants of the National Science Foundation to C. A. Sidor.



GR89695 JSAC / JOHN WEINSTEIN

SUElebration: Celebrating 10 Years!

On Saturday, May 22 from 5:30–9pm, The Field Museum will celebrate SUE with a family-friendly extravaganza to benefit the museum's education programs. The evening festivities will include entertainment for all ages, an auction of one-of-a-kind Field Museum treasures, the premier of our new 3-D film starring SUE, and a sneak preview of a new, temporary exhibition featuring interactive robotic recreations of *T. rex*, *Triceratops* and *Velociraptors*.

Individual tickets, \$100 for children and \$250 for adults, are available beginning April 5. For family and corporate sponsorship information or to request an invitation, email happybirthdaysue@fieldmuseum.org or call our event hotline at 312.665.7145.



Did you know?

There are four statues standing guard over Stanley Field Hall. They each represent a "pillar" of the Museum—Science, Dissemination of Knowledge, Research, and Record.

always be discovering.

The Field
Museum

Corporate Corner

Leading the Way in Addressing Climate Change

Over the past decade, the Museum has worked to conserve tropical forests in Peru, including the creation and protection of Cordillera Azul National Park, one of the largest remaining expanses of contiguous forest in the central Andes Mountains. With support from Exelon Corporation, The Field Museum and its partners recently reached a new milestone: the park has become a model project for addressing climate change through tropical forest conservation.

Global climate change has been linked to the increased emission of greenhouse gases—such as methane and carbon dioxide—into the atmosphere. Industries and automobiles are well-known sources of these gases. But many people may not realize that clearing and burning of tropical forests account for roughly 20 percent of global greenhouse gas emissions. Avoiding destruction of these forests is therefore one important way to address climate change.

A new initiative proposed by the United Nations Framework Convention on Climate Change aims to provide financial incentive to tropical countries to conserve existing forests. This initiative is known as REDD, which stands for Reduced Emissions from Deforestation and Degradation.

With Exelon Corporation's support we are currently gathering evidence for a REDD initiative in Cordillera Azul National Park, building on eight years



© ELIZABETH ANDERSON

of biological and community data collected by The Field Museum and its close Peruvian collaborator, CIMA. We have found that the park meets anticipated eligibility requirements for REDD. Our goal is for this initiative to finance long-term protection of the park's biodiversity and quality of life for neighboring residents, in addition to preventing the release of greenhouse gases by avoiding deforestation.

Make a Cash-Free Contribution

Through gift planning, you can thoughtfully make a charitable gift to The Field Museum that also carries tax benefits for you. Including a gift to us in your will or living trust, known as a bequest, is one of the easiest ways to ensure the Museum thrives for generations to come.

As someone who gives a bequest, you'll become a member of The Edward Ayer Society, which honors friends whose charitable gift planning assures a bright future for the Museum. Edward Ayer, our first president, was one of the driving forces behind the Museum's founding. The Ayer Society hosts events and publishes an honor roll of donors.

If you would like additional information about making a bequest to The Field Museum, please call 312.665.7132.

Time to renew your membership?

Call 312.665.7700 • M–F 8:30am–4:30pm

Visit fieldmuseum.org/membership

discoveries that **rocked.** the **Science** world



The Museum is getting ready to open our newest exhibition *Mammoths and Mastodons: Titans of the Ice Age*. The centerpiece of the exhibition, Lyuba (*Lee-OO-bah*), is the best-preserved mammoth ever discovered. When she was found in 2007, Lyuba still had some of her fur on her body! Scientists studied Lyuba and learned more about mammoths than ever before.

The Field Museum is filled with amazing discoveries like Lyuba. Below are some highlights you'll want to find the next time you visit the Museum.



LUCY — Our Early Ancestor

Lucy's skeleton is estimated to be 3.2 million years old, and was discovered in 1974 in Ethiopia. The shape of Lucy's legs and pelvis show that she walked on two legs, like humans, but her brain was small and her skull was the size of a chimpanzee's. This made scientists realize that humans walked upright before our brains grew large. A cast of Lucy's skeleton and a model of what she may have looked like are on display in *Evolving Planet*.



TIKTAALIK — The Fish that Walked

If you look at Tiktaalik and think he looks like a fish, but your parents think he looks similar to an alligator, you're both right! Tiktaalik, who is estimated to have lived 375 million years ago, is considered a *transitional fossil*. Though Tiktaalik has some traits linked to fish such as gills, it also has physical traits that link it to tetrapods (four-legged animals). Tiktaalik's front fins have basic wrist bones, which lead scientists to believe that he was able to prop himself up on dry land. This "fishapod" was an in between stage of fish and amphibians! Visit *Evolving Planet* if you want to see Tiktaalik's fossil and a model of how he looked.

SUE — Biggest and Best of all T. rex

As the largest, most-complete, and best-preserved *T. rex* ever discovered, SUE's discovery has helped scientists learn a great deal about these colossal dinosaurs. Scientists performed a CAT scan on SUE and discovered that even though her brain was just large enough to hold a quart of liquid, her two olfactory lobes (used to smell) were about the size of grapefruits! This may mean that SUE had a great sense of smell! You can always find SUE in Stanley Field Hall and be sure to visit her this summer as we celebrate her 10th anniversary. (Read more about this on page 3.)



Learning Evolves at The Field Museum

By Ben Kalinowski, Writer

If you've ever visited The Field Museum on a field trip, you're one of a multitude of children who have done so since this photograph was taken in 1937. Although school visits to The Field have always been educational, the nature of the trips has changed dramatically. In the past 10 years, field trips at the Museum have

become much more interactive, involving hands-on activities within the exhibitions. Field Museum educators also help students understand the work Museum scientists do here in Chicago and around the world. From organized group activities to behind-the-scenes tours, children from pre-kindergarten to high school are having a more engaging and personal experience at The Field Museum than ever before.

To get your school involved in a Field Museum field trip, ask teachers to call our Education department at 312.665.7500.



Mammoths and Mastodons Take Over Museum Stores!

Look for the opening of the brand new *Mammoths and Mastodons Store*, located directly at the end of the exhibition. The store will feature toys, games, books, and DVDs. The companion book for the exhibition (left), *Mammoths and Mastodons: Titans of the Ice Age* by noted Field Museum author Cheryl Bardoe will also be available in the Main Store and online, where you can shop 24 hours a day at fieldmuseum.org.

Remember that all proceeds from the Stores directly support the Museum's public and scientific programs, and that all Field Museum members receive a 10 percent discount on all purchases in the Museum Stores.

