




UNIVERSITY OF TORONTO



3 1761 01349744 1







Digitized by the Internet Archive
in 2007 with funding from
Microsoft Corporation

WORKS OF PROF. M. A. HOWE

PUBLISHED BY

JOHN WILEY & SONS, Inc.

Influence Diagrams for the Determination of Maximum Moments in Trusses and Beams.

8vo, vii + 65 pages, 42 figures. Cloth, \$1.25 net.

The Design of Simple Roof-trusses in Wood and Steel.

With an Introduction to the Elements of Graphic Statics. Third edition, revised and enlarged. 8vo, vi + 173 pages, 124 figures and 3 folding plates. Cloth, \$2.00.

Retaining-walls for Earth.

Including the theory of Earth-pressure as Developed from the Ellipse of Stress. With a Short Treatise on Foundations. Illustrated with Examples from Practice. Sixth edition, revised and enlarged. 12mo, xv + 194 pages, 110 figures. Cloth, \$1.25.

A Treatise on Arches.

Designed for the use of Engineers and Students in Technical Schools. Second edition, revised and enlarged. 8vo, xxv + 369 pages, 74 figures. Cloth, \$4.00.

Symmetrical Masonry Arches.

Including Natural Stone, Plain concrete and Reinforced concrete Arches, for the use of Technical Schools, Engineers and Computers in Designing Arches according to the Elastic Theory. Second edition, revised and enlarged. 8vo, xxiv + 245 pages. Profusely illustrated with figures in the text and folding plates. Cloth, \$2.50 net.

INFLUENCE DIAGRAMS

FOR THE

DETERMINATION OF MAXIMUM MOMENTS IN TRUSSES AND BEAMS

BY

MALVERD A. HOWE, C.E.

PROFESSOR OF CIVIL ENGINEERING, ROSE POLYTECHNIC INSTITUTE
MEMBER AMERICAN SOCIETY OF CIVIL ENGINEERS

PLEASE RETURN TO
DEPT. of APPLIED MECHANICS.

FIRST EDITION

FIRST THOUSAND

NEW YORK

JOHN WILEY & SONS, INC.

LONDON: CHAPMAN & HALL, LIMITED

1914

Copyright, 1914
BY
MALVERD A. HOWE



THE SCIENTIFIC PRESS
ROBERT DRUMMOND AND COMPANY
BROOKLYN, N. Y.

PREFACE

THE use of influence lines for the determination of maximum moments and criterions for wheel loads is presented in many modern text books.

The object of these few pages is to bring attention to the fact that for loads on all ordinary trusses, the influence diagrams for bending moments are drawn by following a single simple rule, and that the diagrams so constructed require no computations for their direct application. In addition to this the influence diagrams for loads on continuous trusses, cantilever trusses and arches are shown to be based upon the one general diagram for simple trusses. 轴架

While the diagrams, as a rule, are constructed for moments yet they can be as easily drawn for stresses or even areas of truss members. 子架

The use of the influence diagrams in the determination of criterions for the positions of wheel loads which produce maximums is explained and shown to be very simple.

M. A. H.

DECEMBER, 1913.

TABLE OF CONTENTS

CHAPTER I

SIMPLE TRUSSES

	PAGE
Rule for Drawing Influence Diagrams	2
Diagonal of Pratt Truss	3
Load Position for Maximum Moment	5
Neutral Point	7
Vertical of Pratt Truss	8
Web Member of Warren Truss	9
Web Members in Simple Trusses having Parallel Chords	9
Bottom Chord of Curved Chord Simple Truss	12
Top Chord of Curved Chord Simple Truss	13
Bottom Chord of Curved Chord Warren Truss	14
Trusses with Sub-divided Panels	15
Lower Segment of Diagonal in Sub-strut Truss	15
Upper Segment of Diagonal in Sub-strut Truss	17
Vertical of Sub-strut Truss	18
Upper Segment of Diagonal in Sub-hanger Truss	19
Lower Segment of Diagonal in Sub-hanger Truss	20
Vertical of Sub-hanger Truss	21
Bottom Chord of Sub-strut Truss	21
Top Chord of Sub-strut Truss	23
Top Chord of Sub-hanger Truss	24
Bottom Chord of Sub-hanger Truss	25
The Length of the Cut Stringer	26
Diagonal of Simple Truss having Center of Moments between the Supports	27
Vertical of Simple Truss having Center of Moments between the Supports ..	28

CHAPTER II

DOUBLE INTERSECTION TRUSSES

	PAGE
Double Intersection Trusses	30
Top Chord of Whipple Truss	30
Vertical of Whipple Truss	31
Diagonal of Whipple Truss	32
Top Chord of Sub-divided Double Triangular Truss	32
Bottom Chord of Sub-divided Double Triangular Truss	33
Lower Segment of Diagonal in Sub-divided Double Triangular Truss	35
Chords of the <i>K</i> Truss	35
Diagonal Web Members of the <i>K</i> Truss	36
Upper Segment of Vertical in the <i>K</i> Truss	38
Lower Segment of Vertical in the <i>K</i> Truss	39

CHAPTER III

CONTINUOUS TRUSSES

The Moment Influence Diagrams	41
General Moment Formula	41
Cantilever Truss	43
Top Chord of Anchor Span	43
Top Chord of Cantilever Span	44
Diagonal of Anchor Span	46
Diagonal of Cantilever Span	47
Partially Continuous Truss	48
Top Chord of a Partially Continuous Truss	49
Diagonal of a Partially Continuous Truss	52
Continuous Truss of Two Equal Spans	53

CHAPTER IV

ARCHES

Arches	55
Diagonals of a Three-hinged Arch with Open Web	55
Chord of a Two-hinged Arch with Open Web	57
Diagonal of a Two-hinged Arch with Open Web	58

TABLE OF CONTENTS

vii

	PAGE
Moment Influence Diagram for Two-hinged Arch with Solid Web.....	59
Vertical Shear for Two-hinged Arch with Solid Web.....	59

CHAPTER V

BEAMS OF CONSTANT CROSS-SECTION

The Influence Diagram.....	60
Restrained Beams.....	60
Simple Beam on Two Supports.....	61
Beam Fixed at One End and Supported at the Other End.....	62
Beam Fixed at Both Ends.....	63

DEFINITION

An influence diagram is one which shows the effect of a unit load moving across a structure upon any function of the structure for any position of the load.

INFLUENCE DIAGRAMS FOR THE DETERMINATION OF MAXIMUM MOMENTS

CHAPTER I

SIMPLE TRUSSES *

An Influence Line for the bending moments at the center of moments for any member of a truss on two supports for vertical loads can be constructed by a method which is perfectly general in its application. The truss may be of any shape, and the loads may be applied to either the upper- or lower-chord joints.

A section is passed through the truss, in the usual manner, cutting the member whose influence line is to be drawn. This section must evidently also cut a stringer in the panel of the truss containing the cut loaded chord. Let:

d = the horizontal projection of the length of the stringer which is cut by the section. This stringer will be called the *cut stringer*.

b = the horizontal distance from the left support of the truss to the left end of the *cut stringer*.

* See "General Method for Drawing Influence Lines for Stress in Simple Trusses," by Malverd A. Howe. *Engineering News*, June 12. 1913.

s = the horizontal distance from the left support of the truss to the center of moments. s will be considered positive when measured to the right.

h = the vertical distance, at the *left* end of the *cut stringer*, between the two chord members which are cut by the section.

h' = the vertical distance between the same chords at the *right* end of the *cut stringer*.

The General Rule for drawing the influence line is as follows:

(a) Through any point A (refer to Fig. 1; the other figures are lettered correspondingly) in a vertical line passing through the center of moments, draw a horizontal line cutting the vertical line through the left support of the truss at C and the vertical line through the right support at B .

(b) From C , at *any convenient scale*, lay off vertically downward the distance $CD = AC = s$, and connect B and D by a straight line.

(c) Through A and D draw a straight line and prolong it until it cuts the vertical line drawn through the *left* end of the *cut stringer* at E .

(d) Draw a vertical line through the *right* end of the *cut stringer*, intersecting the line ACB at F , and connect E and F by a right line.

(e) The polygon $DEFBD$ contains the influence line sought; the ordinates between the line $DEFB$ and the line DB are the respective moments for unit loads on the truss vertically above them, i.e., the lines $ef = z_1$, $rc = z_2$, $gk = z_3$, are proportional to the stresses produced by loads of one pound at W_1 , W_2 and W_3 , respectively. The ordinates are measured at the scale used in laying off the distance $CD = s$.

The application of the above rule to several forms of trusses will now be considered.

Diagonal of Pratt Truss with Inclined Top Chord.—
 Fig. 1 shows this truss and the influence diagram for the member UL' . The shaded area is the influence diagram.

To prove the construction correct, let the angles made with AB by the lines AE , EF and DB be respectively θ_1 , θ_2 and θ_3 , and let the distance from the left support of the truss to the unit load be, in general, represented by

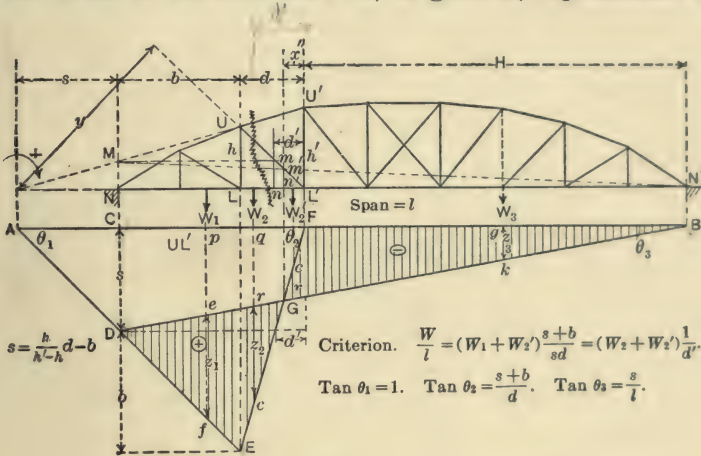


FIG. 1.

a. While the load W_1 is to the left of the *cut stringer*, or to the left of the vertical through E , the moment is:

$$M_s = -W_1 \frac{l-a_1}{l} s + W_1 (s+a_1) = -W_1 (l-a_1) \frac{s}{l} + W_1 (s+a_1) \frac{1}{l}, \quad (1)$$

OR

$$M_s = -W_1 (l-a_1) \tan \theta_3 + W_1 (s+a_1) \tan \theta_1, \quad (2)$$

$$= W_1 (-pe + fp) = W_1 (+ef). \quad (3)$$

Since the resultant moment is positive, the moment $UL'(y)$ is negative and therefore UL' is in compression.

If the load, W_2 (or W_2') is on the *cut stringer*, or between the verticals through E and F , the moment is, for W_2 ,

$$M_s = -W_2 \frac{l-a_2}{l} s + W_2 \frac{b+d-a_2}{d} (s+b) \quad \dots (4)$$

$$= -W_2(l-a_2) \frac{s}{l} + W_2(b+d-a_2) \frac{s+b}{d}, \dots (5)$$

or

$$M_s = -W_2(l-a_2) \tan \theta_3 + W_2(b+d-a_2) \tan \theta_2; (6)$$

and hence

$$M_s = W_2(-qr+qc) = W_2(+rc) \quad \dots (7)$$

Since the resultant moment is positive the stress in UL' is compressive.

For the load W_2'

$$M_s = W_2'(-rc), \quad \dots (8)$$

and UL' is in tension.

When the load is between the *cut stringer* and the right support of the truss, the moment is:

$$M_s = -W_3 \frac{l-a_3}{l} s = -W_3(l-a_3) \frac{s}{l} = -W_3(l-a_3) \tan \theta_3,$$

or

$$M_s = W_3(-gk), \quad \dots (9)$$

and the member UL' is in tension.

If the diagonal inclines in the opposite direction, as in a Howe truss, the construction of the influence diagram remains unchanged but the character of the stress is reversed.

Load-position for Maximum Moment. — For uniform loads, the influence diagram *DEGFB* at once indicates the portions of the span which are loaded to produce like moments and hence maximum stresses.

The criterion for giving the position of wheel loads producing the maximum moment is readily found from the influence diagram. For cases which usually occur in practice, the portion of the span on the left of the *cut stringer* may be considered as unloaded. For convenience W_2 is assumed to represent all of the loads between the verticals through *E* and *G* concentrated at their center of gravity, W_2' all of the loads between the verticals through *G* and *F*, and W_3 all of the loads between the verticals through *F* and *B*. Let z_2 , z_2' and z_3 , be the ordinates of the influence diagram directly below the wheel loads W_2 , W_2' and W_3 . The moment is

$$M_s = W_2(z_2) - W_2'(z_2') - W_3(z_3). \quad (10)$$

If the loads move toward the left a distance δx , and no additional load comes on the span from the right and no load moves off the left end of the *cut stringer*, the moment becomes:

$$M_s' = W_2(z_2 - \delta x \tan \theta_3 + \delta x \tan \theta_2) - W_2'(z_2' + \delta x \tan \theta_3 - \delta x \tan \theta_2) - W_3(z_3 + \delta x \tan \theta_3). \quad (11)$$

The difference between these moments is,

$$M_s' - M_s = \delta M_s = W_2(-\tan \theta_3 + \tan \theta_2) \delta x - W_2'(\tan \theta_3 - \tan \theta_2) \delta x - W_3(\tan \theta_3) \delta x. \quad (12)$$

Dividing through by δx and placing $\frac{\delta M_s}{\delta x} = 0$,

$$\frac{\delta M_s}{\delta x} = (W_2 + W_2' + W_3)(-\tan \theta_3) + (W_2 + W_2')(\tan \theta_2) = 0 \quad (13)$$

$$= -\left(\frac{W}{l}\right)s + (W_2 + W_2')\frac{s+b}{d} = 0, \quad \dots \dots \dots (14)$$

where $W = W_2 + W_2' + W_3 =$ the total load on the span.

Therefore, from equation (14), the desired criterion is

$$\frac{W}{l} = (W_2 + W_2')\frac{s+b}{sd} = \frac{W_2 + W_2'}{d'}s, \quad \dots \dots (15)$$

where

$$\frac{1}{d'} = \frac{s+b}{sd}, \quad \text{or} \quad d' = \frac{d}{s+b}s = \frac{s}{\tan \theta_2} \dots \dots (16)$$

The value of d' is found graphically from the influence diagram by drawing a line through D parallel to CB until it cuts the vertical line through F , then d' is the distance indicated in the figure (Fig. 1 and those which follow). This value may also be found graphically without drawing the influence diagram by simply drawing in the truss diagram the line Mm parallel to the *bottom cut chord* LL' and prolonging it until it cuts a diagonal line drawn from the intersection of the cut top chord and a vertical through the left end of the *cut stringer* to the intersection of the cut bottom chord and the vertical through the right end of the *cut stringer*. This point is indicated by the letter m in the figure. The horizontal distance of this point m from

the vertical through the right end of the *cut stringer* is the value of d' . This is easily shown as follows: Fig. 1.

$$mn : h :: d' : d, \quad \text{or} \quad d' = \frac{d}{h}mn = \frac{d}{h}MN; \quad \dots \quad (17)$$

but

$$MN : s :: h : s+b, \quad \text{or} \quad MN = \frac{s}{s+b}h; \quad \dots \quad (18)$$

therefore

$$d' = \frac{s}{s+b}d = \frac{d}{s+b}s, \quad \dots \quad (19)$$

which is the value given in (16).

Neutral Point.—The position of a load which produces no stress in the web member UL' is indicated by the point G in the influence diagram, Fig. 1, since a load in the truss immediately above G produces no stress in the member as shown by a zero ordinate in the influence diagram. The point m' shown in the truss diagram is directly above G . This point is located by the intersection of the line MN' and the diagonal drawn as explained in determining d' . Let x' be the horizontal distance from m' to the vertical through the right end of the *cut stringer*, and $H+x'$ the horizontal distance of m' from the vertical through the right support of the truss. Then in Fig. 1

$$m'n' : h :: x' : d, \quad \text{or} \quad m'n' = \frac{h}{d}x' = MN(H+x')\frac{1}{l}; \quad (20)$$

but

$$MN : s :: h : s+b, \quad \text{or} \quad MN = \frac{s}{s+b}h; \quad \dots \quad (21)$$

hence

$$m'n' = \frac{H+x'}{l} \cdot \frac{s}{s+b} h = \frac{h}{d} x', \quad \dots \dots (22)$$

and

$$(H+x') \frac{s}{l} = \frac{s+b}{d} x'; \quad \dots \dots (23)$$

this becomes

$$(H+x') \tan \theta_3 = x' \tan \theta_2. \quad \dots \dots (24)$$

The ordinate above the point *G* in the influence diagram satisfies this equality, and therefore *G* and *m'* are in the same vertical line.

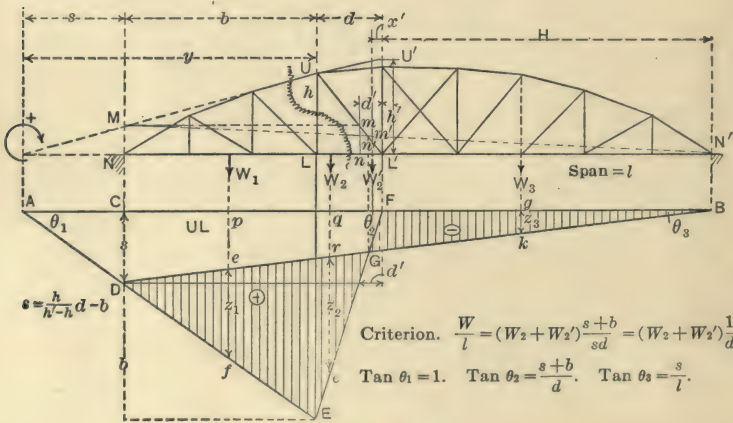


FIG. 2.

Vertical of Pratt Truss with Inclined Top Chord.—The truss diagram and the influence diagram are shown in Fig. 2.

All of the demonstrations given for Fig. 1 apply to Fig. 2. For all loads upon the left of the vertical through G the vertical is in tension and for those upon the right of G it is in compression.

Web Member of Warren Truss with Inclined Top Chord.
 —The web member $U'L$, Fig. 3 has been selected. A comparison with Fig. 1 shows that the influence diagram

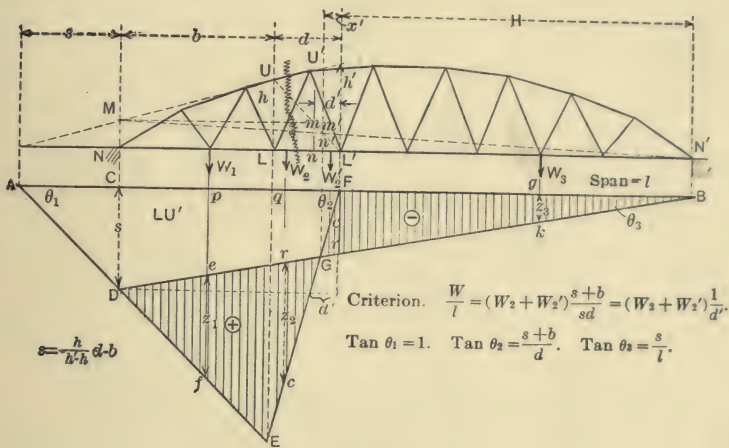


FIG. 3.

is constructed in exactly the manner followed in Fig. 1, and that all of the demonstrations of Fig. 1 apply equally well to Fig. 3. The locations of points m and m' are clearly shown in the figure where the verticals h and h' and the diagonal UL' are not members of the truss.

Web Members in Simple Trusses Having Parallel Chords.

—The case shown in Fig. 4, presents an apparent exception to the general rule for drawing the influence line $DEFB$. The center of moments for any web member of a truss having parallel chords is at infinity. Taking N , the left

support of the truss, as a reference point $s = \infty$. For a load on the left of the vertical through E , the moment is

$$M_s = -W_1 \frac{l-a_1}{l} s + W_1(s+a_1) = -W_1 \frac{l-a_1}{l} \infty + W_1(\infty + a_1). \quad (25)$$

Dividing both members of equation (25) by $+\infty$.

$$\frac{M_s}{\infty} = -W_1 \frac{l-a_1}{l} + W_1 \left(1 - \frac{a_1}{\infty}\right) = -W_1 \frac{l-a_1}{l} + W_1. \quad (26)$$

But, $-W_1 \frac{l-a_1}{l} + W_1$ is the expression for vertical shear on the right of W_1 , and, consequently, practically at the load W_1 .

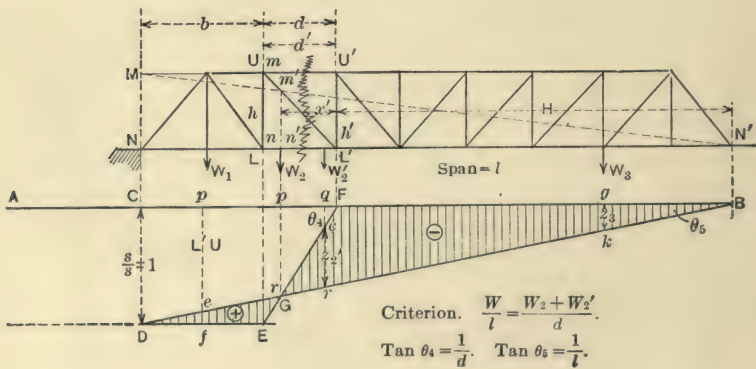


FIG. 4.

If CD is laid off equal to $s \div \infty = 1$, the ordinates of the influence diagram represent vertical shears instead of moments. DE drawn through A , which is an infinite

distance from N , will be sensibly parallel to ACB . It appears that the vertical shear influence diagram is constructed in precisely the manner outlined for the moment influence diagram when CD is made equal to unity.

For a load on the left of the vertical through E , the vertical shear between E and F is

$$-S = +W_1 \frac{l-a_1}{l} - W_1 = +W_1(l-a_1) \frac{1}{l} - W_1(1); \quad (27)$$

or

$$-S = +W_1(l-a_1) \tan \theta_5 - W_1(1) = W_1(+pe - pf);$$

therefore

$$+S = W_1(+ef). \quad \dots \quad (28)$$

In a similar manner it is shown that the ordinates directly below W_2 , W_2' and W_3 , represent the vertical shears produced by unit loads at these points.

A negative ordinate in the influence diagram indicates that the resultant shear acts upward; therefore the vertical component of the stress in the web member, for which the influence diagram is drawn, acts downward. In Fig. 4, the member $U'L'$ is in compression for loads on the left of G . The vertical UL has the same influence diagram but it is in tension for the same loads.

The criterion for maximum shear is determined in the manner given above for maximum moment. Without writing all of the equations and referring to equation (13) and Fig. 4,

$$\frac{\partial S}{\partial x} = +W_2(-\tan \theta_5 + \tan \theta_4) - W_2'(-\tan \theta_4 + \tan \theta_5)$$

$$-W_3 \tan \theta_2 = 0. \quad \dots \quad (29)$$

PLEASE RETURN TO
DEPT. of APPLIED MECHANICS.

or

$$(W_2 + W_2' + W_3) \tan \theta_5 = (W_2 + W_2') \tan \theta_4, \quad (30)$$

which becomes

$$\frac{W_2 + W_2' + W_3}{l} = \frac{W_2 + W_2'}{d'} \dots (31)$$

The points m and m' and the value of d' are found in the manner explained for Figs, 1, 2 and 3.

Bottom Chord of Curved-chord Simple Truss.—The influence diagram for this case is constructed according to the general directions as shown in Fig. 5. The points E and A coincide.

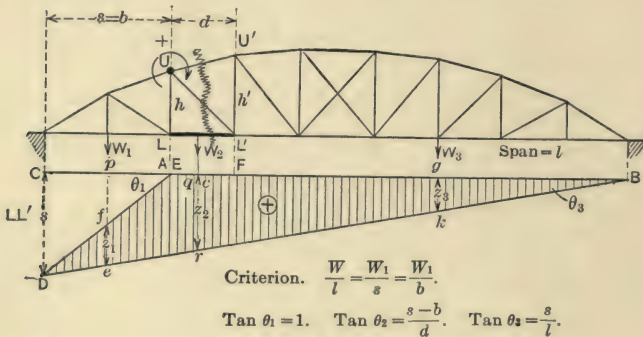


FIG. 5.

The positive sign indicates that the resultant moment is positive and that the moment of the stress in LL' is negative. This shows that LL' is in tension.

The criterion for the maximum moment when wheel loads are on the bridge is found as follows: (see equation 13).

$$\frac{\delta M_s}{\delta x} = W_1(-\tan \theta_1 + \tan \theta_3) + W_2 \tan \theta_3 + W_3 \tan \theta_3 = 0 \quad (32)$$

$$= (W_1 + W_2 + W_3) \tan \theta_3 - W_1 \tan \theta_1 = 0; \quad \dots (33)$$

this becomes

$$\frac{W_1 + W_2 + W_3}{l} = \frac{W_1}{s} \dots \dots (34)$$

An equivalent criterion is

$$\frac{W_2 + W_3}{l-s} = \frac{W_1}{s} = \frac{W_2 + W_3}{AB} = \frac{W_1}{AC} \dots \dots (35)$$

This criterion holds good for any influence diagram which is triangular in shape.

Top Chord of Curved-chord Simple Truss.—The construction of the influence diagram follows the same general rule

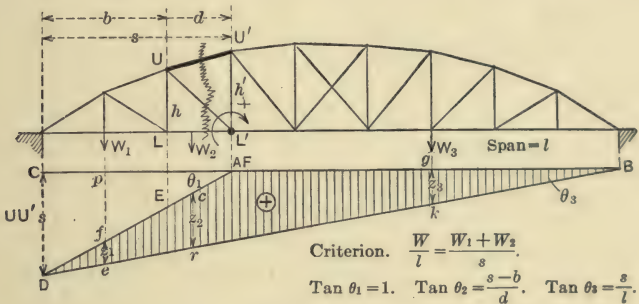


FIG. 6.

as in the previous case. The points A and F, Fig. 6 coincide, while E is on the right line connecting D and A since the line EF coincides with this line.

For wheel loads the criterion is

$$\frac{W_1 + W_2}{s} = \frac{W_3}{l-s} = \frac{W}{l}, \dots \dots (36)$$

where W = the total load on the span.

Bottom Chord of Curved-chord Warren Truss.—If both sets of web members are inclined as shown in Fig. 7, the influence diagram remains unchanged in its construction, but the line EF does not coincide with the line DA as in the previous case.

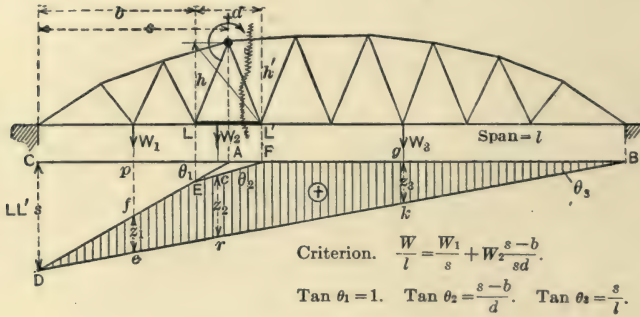


FIG. 7.

The criterion for the maximum moment produced by wheel loads is found as follows:

$$\frac{\delta M_s}{\delta x} = W_1(-\tan \theta_1 + \tan \theta_3) + W_2(-\tan \theta_2 + \tan \theta_3) + W_3 \tan \theta_3 = 0. \quad (37)$$

$$= (W_1 + W_2 + W_3) \tan \theta_3 - W_1 \tan \theta_1 - W_2 \tan \theta_2 = 0, \quad (38)$$

Substituting the values of the tangents, equation (38) becomes

$$(W_1 + W_2 + W_3) \frac{s}{l} - W_1 - W_2 \frac{s-b}{d} = 0. \quad \dots \quad (39)$$

Hence

$$\frac{W}{l} = \frac{W_1}{s} + W_2 \frac{s-b}{sd} \dots \dots \dots (40)$$

If $s-b = \frac{1}{2}d$, then

$$\frac{W}{l} = \frac{W_1 + \frac{1}{2}W_2}{s} \dots \dots \dots (41)$$

Trusses with Sub-divided Panels.—The usual type of truss with sub-divided panels has one set of web members vertical. The trusses here considered will have one set of web members vertical and the chords not parallel. The only difficulty in constructing the moment influence diagram is the determination of the proper length of the *cut stringer*. This once determined the construction of the diagram follows the general rule.

Lower Segment of Diagonal in Sub-strut Truss.—Let VL'' , Fig. 8, be the lower segment considered. This is a portion of the diagonal UL'' of the main truss and also forms a chord member of the auxiliary truss LVL'' .

Considering the member VL'' as a part of the diagonal of the main truss, the influence diagram $DD'FBD$ is constructed in the usual manner. The auxiliary truss LVL'' may be considered as a simple truss supported at L and L'' . The center of moments for VL'' may be taken anywhere in LL'' or LL'' produced and in order that the lever arm of VL'' shall be the same as that for UL'' the center of moments will be taken at the intersection of UU'' and LL'' produced, the center of moments for UL'' . The influence diagram, constructed according to the general rule, is $D'EB'$. Combining the two diagrams just constructed, the final influence diagram for VL'' is $DEFBD$. This diagram is the same as if constructed

with the horizontal projection of VL'' as the length of the *cut stringer*. The values of x' and d' can now be found in the usual manner from the truss diagram.

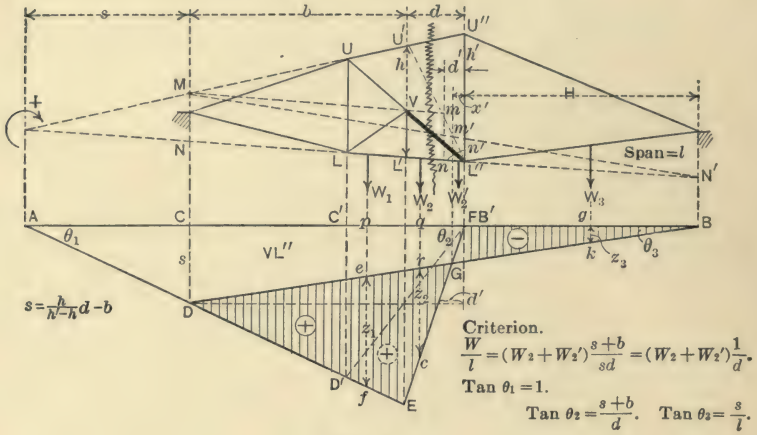


FIG. 8.

The criterion for the position of wheel loads producing maximum moment is found in the manner previously explained. Referring to equation (13) and Fig. 8.

$$\frac{\delta M_s}{\delta x} = W_2(-\tan \theta_3 + \tan \theta_2) - W_2'(\tan \theta_3 - \tan \theta_2) - W_3 \tan \theta_3 = 0, \quad (42)$$

or

$$(W_2 + W_2' + W_3) \tan \theta_3 = (W_2 + W_2') \tan \theta_2. \quad (43)$$

Substituting the values of the tangents

$$W \frac{s}{l} = (W_2 + W_2') \frac{s+b}{d}, \quad \dots \dots (44)$$

and

$$\frac{W}{l} = (W_2 + W_2') \frac{s+b}{sd} = \frac{(W_2 + W_2')}{d'}, \dots (45)$$

which is the required criterion.

In case the chords are parallel s becomes ∞ and the criterion is

$$\frac{W}{l} = \frac{W_2 + W_2'}{d} \dots \dots \dots (46)$$

Upper Segment of Diagonal in Sub-strut Truss.—Referring to Fig. 9, it is clear that the diagonal UV has the

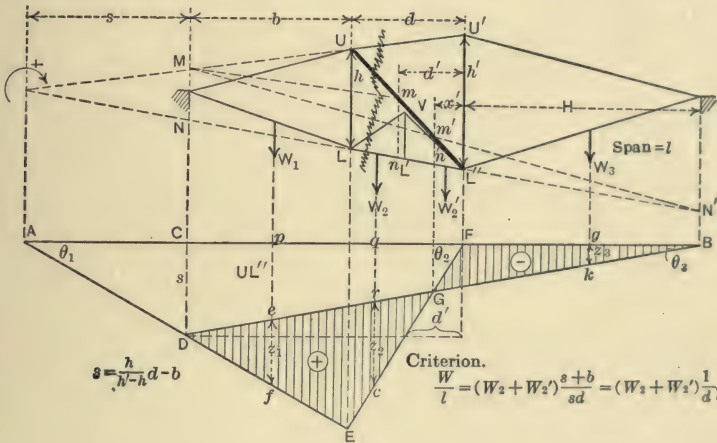


FIG. 9.

stress of UL' , the diagonal of the main truss, as the auxiliary truss LVL'' simply serves the purpose of a *trussed stringer* extending from L to L'' . The influence diagram is constructed according to the general rule taking the length of the *cut stringer* as the horizontal projection

of LL'' . The graphical determination of d' and x' is evident from the truss diagram.

The criterion for wheel loads producing maximum moment is

$$\frac{W}{l} = (W_2 + W_2') \frac{s+b}{sd} = (W_2 + W_2') \frac{1}{d'}. \quad (47)$$

If the chords are parallel the criterion becomes

$$\frac{W}{l} = \frac{W_2 + W_2'}{d}. \quad (48)$$

Vertical of Sub-strut Truss.—As indicated in Fig. 10, the vertical of a sub-strut truss is a member of the main truss.

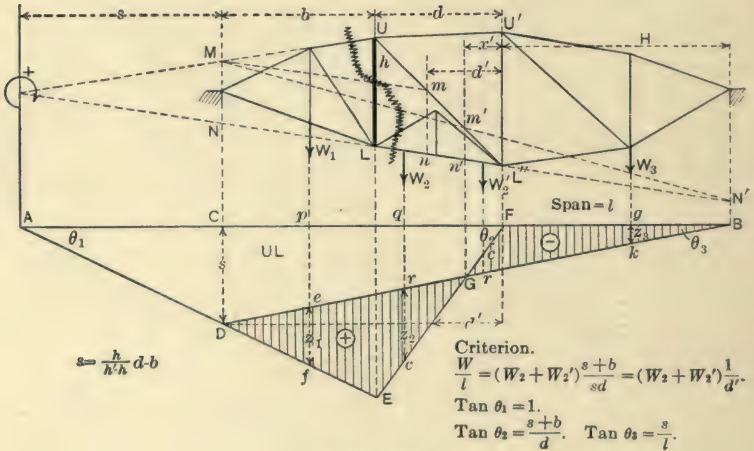


FIG. 10.

The auxiliary truss acts simply as a *trussed stringer*. The construction of the influence diagram follows the general rule using the horizontal projection of LL'' as the length

of the *cut stringer*. The graphical determinations of d' and x' are clearly shown in Fig. 10.

The criterion for wheel loads producing maximum moment is

$$\frac{W}{l} = (W_2 + W_2') \frac{s+b}{sd} = (W_2 + W_2') \frac{1}{d'} \quad \dots (49)$$

Upper Segment of Diagonal in Sub-hanger Truss.—The member UV in Fig. 11, is a part of the diagonal UL'' of

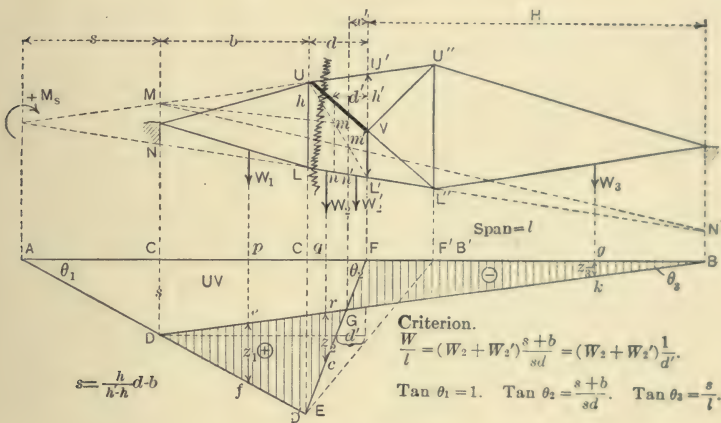


FIG. 11.

the main truss and also a chord member of the auxiliary truss UVU'' . The influence diagram for UL'' is $DEF'BD$ and that for the chord UV is $D'FB'$. The combination of these two diagrams gives the influence diagram $DEFBD$. This diagram is constructed according to the general rule when the horizontal projection of UV is taken as the length of the *cut stringer*. The graphical determination of x' and d' requires no explanation as the constructions are evident in Fig. 11.

The criterion for wheel loads producing maximum moment is

$$\frac{W}{l} = \frac{W_2 + W_2'}{d'} \dots \dots \dots (50)$$

Lower Segment of Diagonal in Sub-hanger Truss.—As in the case of the upper segment in the sub-strut truss this member is a part of the diagonal of the main truss and has

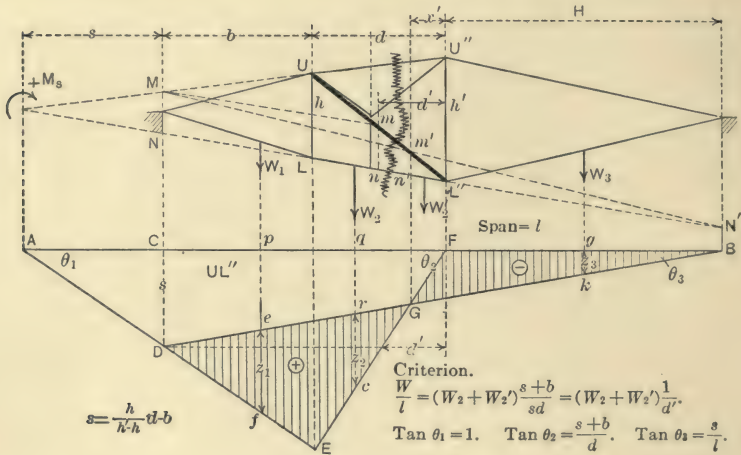


FIG. 12.

its stress only. Taking the horizontal projection of UL'' as the length of the *cut stringer* the influence diagram $DEFBD$, Fig. 12, is constructed according to the general rule. The distances d' and x' are found in the usual manner.

The criterion for wheel loads producing maximum moment is

$$\frac{W}{l} = \frac{W_2 + W_2'}{d'} \dots \dots \dots (51)$$

Vertical of Sub-hanger Truss.—In Fig. 13, the *cut stringer* for the vertical UL is the horizontal projection of LL' , since no part of the load on $L'L''$ is supported at L . The construction of the influence diagram follows the general rule. In determining x' and d' from the truss diagram, h' and the diagonal UL' form no part of the truss proper.

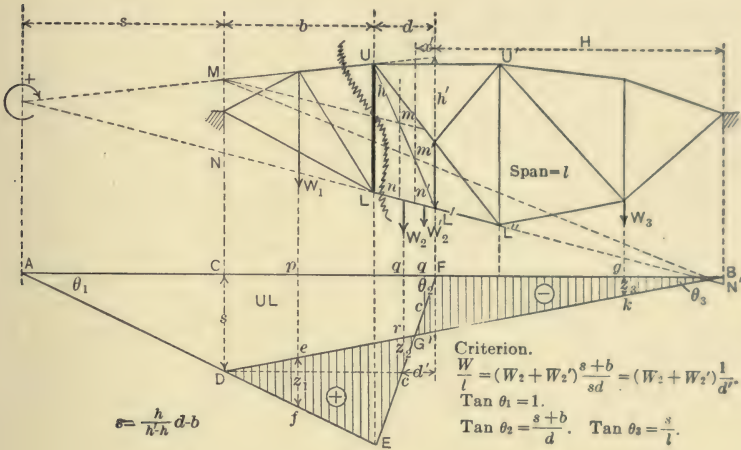


FIG. 13.

The criterion for wheel loads producing maximum moment is

$$\frac{W}{l} = \frac{W_2 + W_2'}{d'} \dots \dots \dots (52)$$

Bottom Chord of Sub-strut Truss.—The bottom chord L_4L_5 in Fig. 14 is a part of the chord of the main truss and also a part of the chord of the auxiliary truss L_3VL_5 . Considering only the chord L_3L_5 of the main truss the influence diagram is $DABD$. Now considering the chord L_4L_5 of the auxiliary truss L_3VL_5 and taking the center of

moments at V , the influence diagram, constructed according to the general rule, is $C'EB'F'C'$. The distance $C'D'$ is laid off equal to $(AK) \frac{(U_3 L_3)}{(V L_4)}$ in order that the moments may be equivalent to taking U_3 as a center of moments. The diagram is inverted and when combined with the

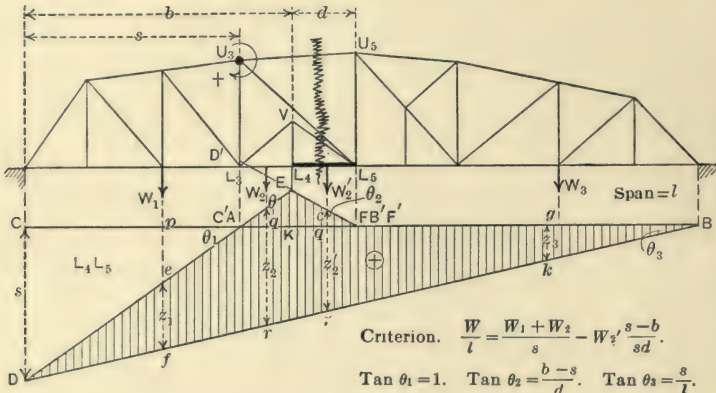


FIG. 14.

previous diagram the two form the influence diagram for VL_5 , as shown by the shaded area $DAEFBD$.

Referring to Fig. 14,

$$D'C' : EK :: AF : KF \text{ or } EK = \frac{(D'C')(KF)}{AF};$$

but

$$D'C' = AK \frac{AF}{KF = d};$$

therefore

$$EK = \frac{(AK)(AF)}{KF} \cdot \frac{KF}{AF} = AK.$$

If the line DA is prolonged until it cuts the vertical through K the ordinate cut-off above K equals AK and hence it cuts the vertical at E , and EK in the small diagram equals EK of the large diagram. This shows, if the horizontal projection of VL_5 is taken as the length of the *cut stringer* and an influence diagram constructed according to the general rule, that this is the true influence diagram for VL_5 .

The criterion for wheel loads producing maximum moment is found as follows:

$$\frac{\delta M_s}{\delta x} = W_1(-\tan \theta_1 + \tan \theta_3) + W_2(-\tan \theta_1 + \tan \theta_3) \\ + W_2'(\tan \theta_2 + \tan \theta_3) + W_3 \tan \theta_3 = 0; \quad (53)$$

then

$$W \tan \theta_3 = (W_1 + W_2) \tan \theta_1 - W_2' \tan \theta_2. \quad (54)$$

Substituting the values of the tangents and dividing through by s

$$\frac{W}{l} = (W_1 + W_2) \frac{1}{s} - W_2' \frac{b-s}{sd}. \quad (55)$$

If $b-s=d$, then

$$\frac{W}{l} = \frac{W_1 + W_2 - W_2'}{s}. \quad (56)$$

Top Chord of Sub-strut Truss.—In Fig. 15 the top chord UU' has no double duty to perform as it is simply a chord member of the main truss. The influence diagram is drawn according to the general rule using the horizontal projection of the chord UU' as the length of the *cut stringer*.

The criterion for wheel loads producing maximum moment is

$$\frac{W}{l} = \frac{W_1 + W_2}{s} \dots \dots \dots (57)$$

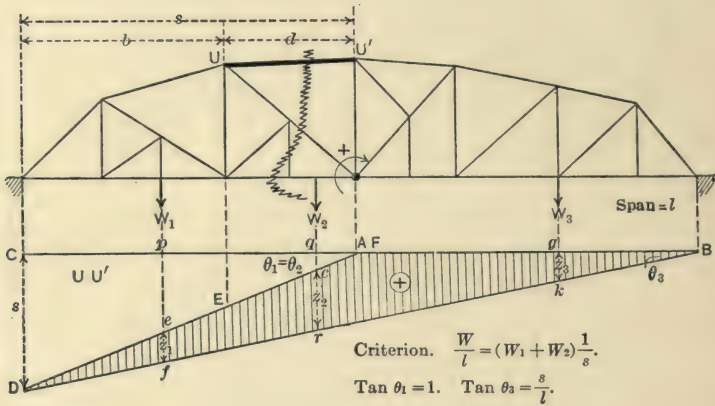


FIG. 15.

Top Chord of Sub-hanger Truss.—Referring to the explanations given for Fig. 14, the horizontal projection of *UV*, Fig. 16, is taken as the length of the *cut stringer* and the influence diagram constructed according to the general rule.

The criterion for wheel loads producing maximum moment is

$$\frac{W}{l} = \frac{W_1}{s} + \frac{W_2(s-b)}{sd} \dots \dots \dots (58)$$

If $s - b = 2d$, then

$$\frac{W}{l} = \frac{W_1 + 2W_2}{s} \dots \dots \dots (59)$$

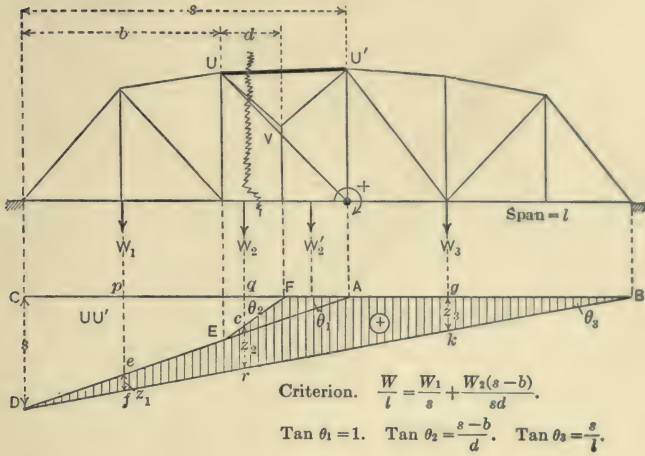


FIG. 16.

Bottom Chord of Sub-hanger Truss.—This case follows the general rule for simple trusses. The influence diagram is shown in Fig. 17.

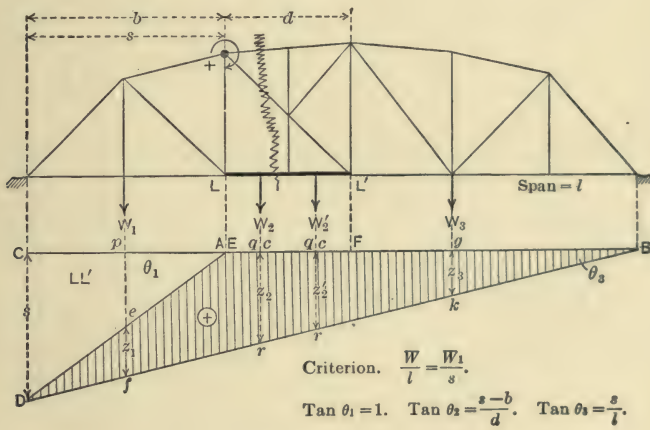


FIG. 17.

The criterion for wheel loads producing maximum moment is

$$\frac{W}{l} = \frac{W_1}{s} \cdot \dots \dots \dots (60)$$

The Length of the Cut Stringer for trusses with sub-struts or sub-hangers of the type considered above, can be readily determined by the following rules.

(a) *For diagonal members:* whenever the section cuts the segment which is a part of the main diagonal and also a part of the auxiliary truss, the length of the *cut stringer* is the horizontal projection of the segment cut.

(b) *For diagonal members:* whenever the section cuts the segment which is a part of the diagonal of the main truss and forms no part of the auxiliary truss, the length of the *cut stringer* is the horizontal projection of the diagonal of the main truss.

(c) *For chord members:* whenever the section cuts the chord which forms a part of the main truss chord and also a part of the auxiliary truss, the length of the *cut stringer* for this chord is the horizontal projection of the diagonal segment cut by the section. Otherwise the length of the *cut stringer* is the horizontal projection of the chord, of the main truss, which is cut.

(d) *For vertical members of the main truss:* whenever the section cuts any portion of the auxiliary truss the length of the *cut stringer* is the horizontal projection of the diagonal of the main truss. In case the section does not cut the auxiliary truss the length of the *cut stringer* is the horizontal projection of the segment of the diagonal adjacent to the vertical.

SPECIAL CASE

Diagonal of Simple Truss, Having Center of Moments between the Supports.—In Fig. 18 make a section cutting two chords and the diagonal UL' . The intersection of the two chord members is between the supports, a condition which has not obtained in any of the previous examples. The influence diagram for moments is constructed according

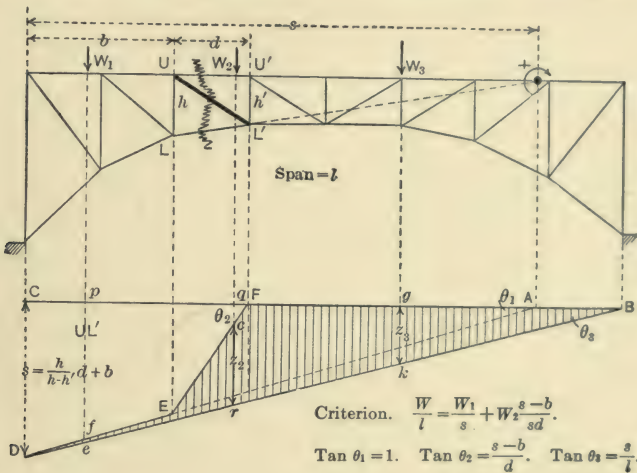


FIG. 18.

to the general rule and is shown by the shaded area in Fig. 18. This diagram shows that each and every load placed upon the span produces the same kind of stress in the diagonal UL' .

The criterion for the position of wheel loads which produce the maximum moment is found as follows:

$$\frac{\delta M_s}{\delta x} = W_1(-\tan \theta_1 + \tan \theta_3) + W_2(-\tan \theta_2 + \tan \theta_3) + W_3 \tan \theta_3 = 0, \dots \dots (61)$$

or

$$W \tan \theta_3 = W_1 \tan \theta_1 + W_2 \tan \theta_2. \quad \dots (62)$$

Substituting the values of the tangents

$$\frac{W}{l} = \frac{W_1}{s} + W_2 \frac{s-b}{sd}, \quad \dots \dots \dots (63)$$

where W is the total load on the span.

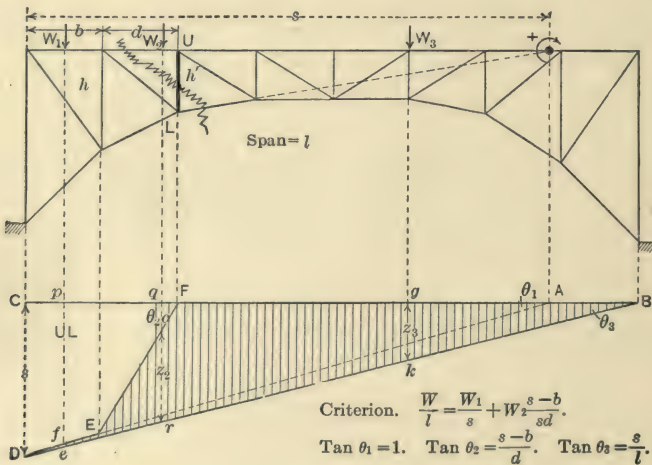


FIG. 19.

Vertical of Simple Truss Having Center of Moments between the Supports.—The vertical member UL , Fig. 19, has its center of moments between the supports. The moment influence diagram is constructed according to the general rule and is the shaded area in Fig. 19. This diagram

is similar to that in Fig. 18 and therefore the criterion locating wheel loads which produce the maximum moment is

$$\frac{W}{l} = \frac{W_1}{s} + W_2 \frac{s-b}{sd} \dots \dots \dots (64)$$

CHAPTER II

DOUBLE INTERSECTION TRUSSES

Double Intersection Trusses are made up of two or more simple trusses and the influence diagram for any member is found by first drawing the influence diagram for each simple truss and then connecting these diagrams so as to form one diagram. This is shown in the following examples.

Top Chord of Whipple Truss.—The Whipple truss shown in Fig. 20 is made up of two simple trusses as indicated by the full and dotted lines of the truss diagram.

The chord U_3U_4 is a part of the top chord of both trusses. Considering it as a top chord member of the truss shown by the full lines, the center of moments is at L_4 and the length of the *cut stringer* is L_4L_6 . The influence diagram $DAFBD$ is constructed according to the general rule. When the member U_3U_4 is considered as a part of the top chord of the dotted truss, the center of moments is at L_5 , the length of the *cut stringer* is L_5L_7 and the influence diagram is $DA'F'B'D'$. This diagram is constructed upon the line DB of the first diagram by making $D'C'$ equal s' . Now a load at L_2 does not affect the members of the dotted truss and hence the ordinate ef in the influence diagram for the truss shown by full lines is the correct moment for a unit load at L_2 . A load at L_3 by similar reasoning has for its true ordinate $e'f'$ in the influence diagram for the dotted truss. For a

load between L_2 and L_3 the influence line is a straight line connecting e and e' . In a like manner the other panel points are considered and the final influence diagram, shown by the shaded area, obtained. The loads at L_1 and L_{11} are assumed to be equally divided between the two trusses and hence the influence line passes midway between the two influence diagrams for these points.

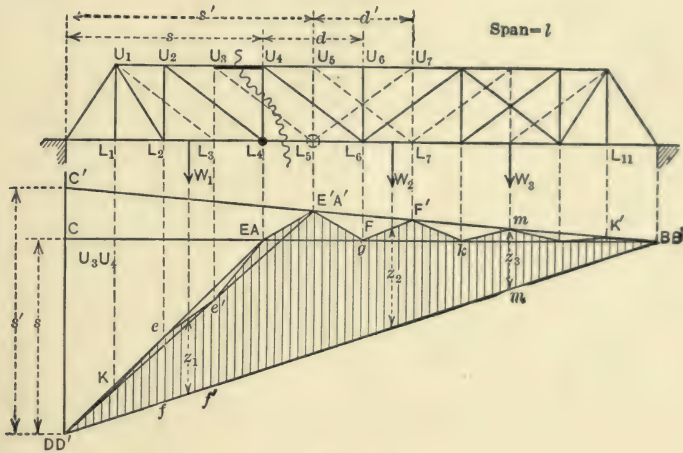


FIG. 20.

The position of wheel loads producing maximum moment is best found by trial. A criterion can be deduced but it is too complicated for practical use.

Vertical of Whipple Truss.—The vertical U_4L_4 is a member of the truss shown by the full lines, Fig. 21. The influence diagram for vertical shear in the panel cut is $DEFBD$. For loads at panel points L_2, L_4, L_6 , etc., the ordinates of this influence diagram are correct for unit loads. The loads at L_3, L_5, L_7 , etc., are supported entirely by the truss shown by dotted lines and hence do not contribute any shear in the panel being considered, of the

truss shown by the full lines. Therefore, the ordinates in the influence diagram directly below these points are zero. Connecting these points with the ends of the ordinates which are correct, as shown in Fig. 21, the influence diagram shown by the shaded area is obtained. The loads L_1 and L_{11} are assumed to be equally divided between the two trusses.

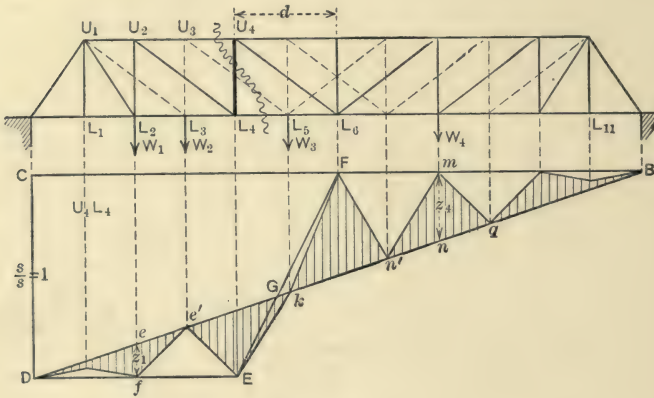


FIG. 21.

Diagonal of Whipple Truss.—The diagonal U_2L_4 , Fig. 22 is a member of the truss shown by full lines and its influence diagram is constructed in a manner similar to that explained for the vertical U_4L_4 . The influence diagram is shown by the shaded areas.

The position of wheel loads producing the maximum vertical shear is found by trial.

Top Chord of Sub-divided Double Triangular Truss.—The two principal trusses are shown in Fig. 23 by full and dotted lines. The top chord member U_6U_8 forms a part of each truss. The influence diagram for U_6U_8 as a member of the truss shown by full lines is $DABD$ and that for the truss shown by dotted lines is $D'A'B'$. Connecting these

two diagrams in the manner explained for the Whipple truss the influence diagram shown by the shaded area is obtained.

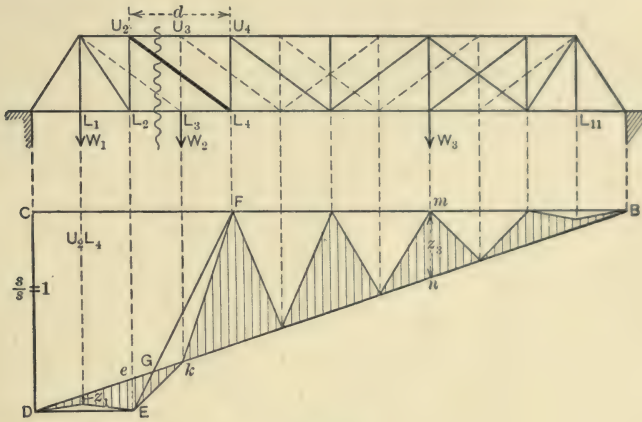


FIG. 22.

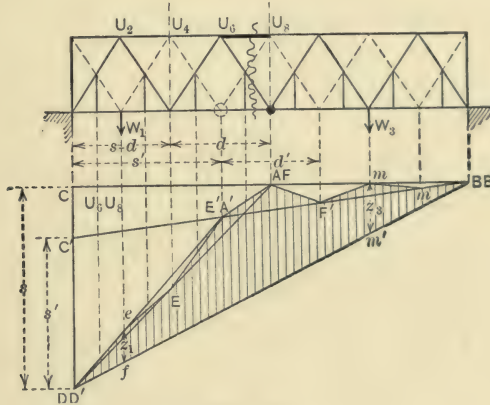


FIG. 23.

The position of wheel loads producing the maximum moment is found by trial.

Bottom Chord of Sub-divided Double Triangular Truss.—The bottom chord member L_4L_6 , Fig. 24 is a part of the

two simple trusses and also a part of the auxiliary frame $L_4M_3L_6$. Neglecting the auxiliary truss $L_4M_3L_6$, the influence diagram is drawn in the manner outlined for a top chord member. This diagram is $DED''B''Fn'$, etc., and for a load of unity anywhere between L_4 and L_6 the moment is equal to the ordinate immediately below the load between the lines $D''B''$ and DB , and the stress in L_4L_6 equals this moment divided by the depth of the truss. The stress in L_4L_6 as a part of the auxiliary truss $L_4M_3L_6$ can

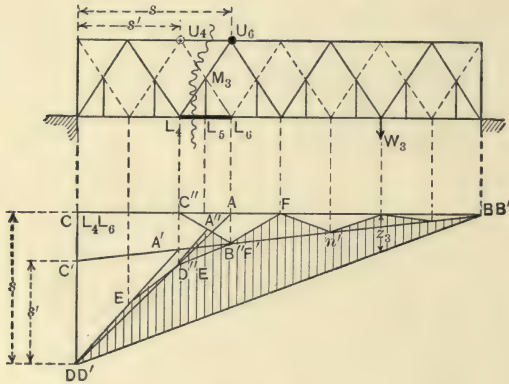


FIG. 24.

be found by drawing the influence diagram for L_4L_5 and dividing the ordinate directly below the load by the length L_5M_3 . If the scale of this diagram is properly taken the ordinates may be added directly to those of the large diagram.

Following the general rule for constructing influence diagrams, with $D''C''$, Fig. 24, equal to $s'' = L_4L_5$ multiplied by $L_4U_4 \div L_5M_3$, the diagram $D''A''B''$ is obtained. The ordinates are increased in the same ratio as the ratio of the lever arms of L_4L_6 . The shaded area is the influence diagram for L_4L_6 . This is simply the proper combination

of three diagrams for simple trusses. For the truss shown C'' falls in the line CB . This method of constructing the influence diagram requires no preliminary calculations.

As in the previous case the position of wheel loads producing the maximum moment is best found by trial.

Lower Segment of Diagonal in Sub-divided Double Triangular Truss.—Selecting the member L_4M_3 , Fig. 25, it is at once seen that it forms a part of the diagonal of the truss

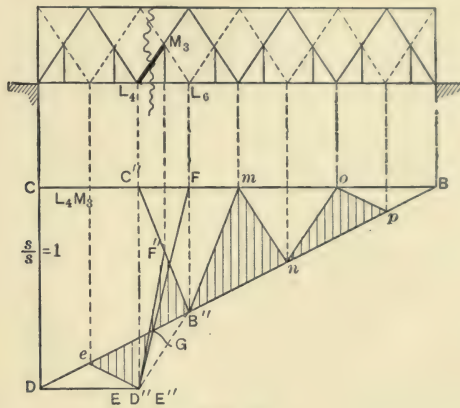


FIG. 25.

shown by full lines and also a part of the auxiliary truss $L_4M_3L_6$. The influence diagram for vertical shear, neglecting the effect of the auxiliary truss, is $DeD''B''mnopBD$. The shear diagram for L_4M_3 as a member of the auxiliary truss is $D''F''B''D''$. This is constructed according to the general rule using the line $D''B''$ as the line DB in the usual diagram. The influence diagram for L_4M_3 now becomes the shaded area in Fig. 25.

The position of wheel loads producing the maximum vertical shear is found by trial.

Chords of the "K" Truss.—The truss shown in Fig. 26 is called the "K" truss since the web members form

a series of the letter K. Making a section cutting U_2U_3 , U_3M_2 , M_2L_3 and L_2L_3 , it at once appears that the upper and lower chord members in a panel have equal horizontal components since the centers of moments are in the same vertical line.

The construction of the influence diagram for moments

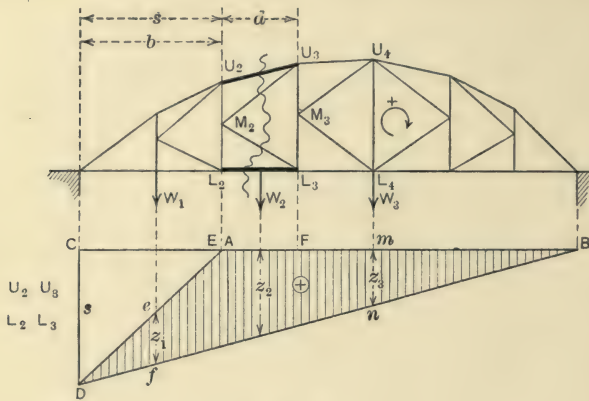


FIG. 26.

follows the general rule. The criterion for wheel loads which provide the maximum moment is

$$\frac{W}{l} = \frac{W_1}{s}, \dots \dots \dots (65)$$

where W is the total load on the span and W_1 the total load between the left support of the truss and the center of moments of the chords considered.

Diagonal Web Members of the "K" Truss.—The usual method of sections cannot be employed as any section made through the truss cuts at least four members. From the arrangement of the diagonals it is clear that the pair in one panel must have horizontal components equal in

magnitude but opposite in character. The magnitude of this component is equal to the difference between the horizontal components of the stresses in the chords in the panel containing the diagonals being considered and the adjacent panel opposite the point of intersection of the diagonals. In Fig. 27 the horizontal components of the diagonals U_3M_2 and M_2L_3 is the difference between the horizontal components of the chords in this panel and the panel immediately upon the right.

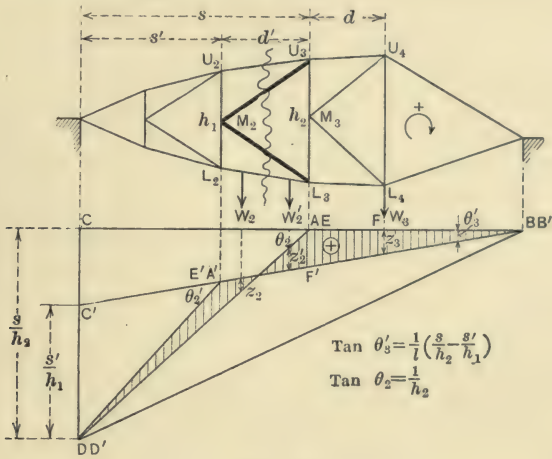


FIG. 27.

The influence diagram for the horizontal component of U_3U_4 and L_3L_4 can be constructed according to the general rule by laying off CD equal to $s \div h_2$. On DB as a base construct a similar diagram for the chords U_2U_3 and L_2L_3 , the difference between these diagrams as shown by the shaded areas in Fig. 27 being the influence diagram for the horizontal components of the diagonals U_3M_2 and M_2L_3 . The stress in any diagonal equals its horizontal component multiplied by the secant of the angle it makes with the horizontal.

The criterion for the position of wheel loads which produce maximum stresses is found as follows:

$$-W_2(-\tan \theta_3' + \tan \theta_2) + W_2'(\tan \theta_3' - \tan \theta_2) + W_3 \tan \theta_3' = 0, \quad (66)$$

or

$$W(\tan \theta_3') = (W_2 + W_2') \tan \theta_2. \quad \dots \quad (67)$$

Substituting the values of the tangents,

$$\frac{W}{l} = (W_2 + W_2') \frac{h_2}{sh_2 - s'h_1}. \quad \dots \quad (68)$$

In case the chords are parallel, then $h_1 = h_2$ and $s - s' = d'$ and the criterion becomes the same as developed for Fig. 4.

Upper Segment of Vertical in the "K" Truss.—In Fig. 28 a section cutting the upper segment of the vertical U_3L_3

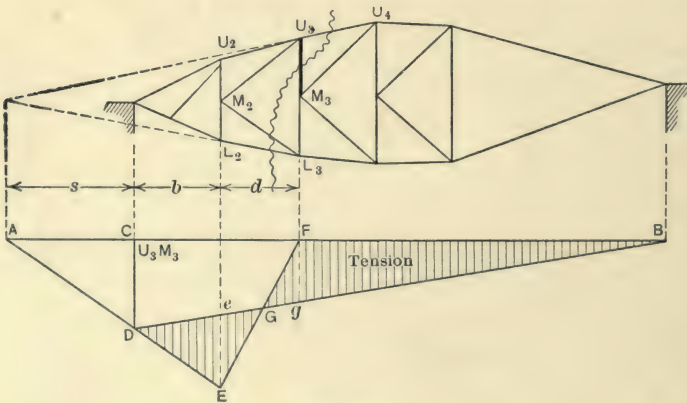


FIG. 28.

also cuts the members U_3U_4 , M_2L_3 , and L_2L_3 . Taking the center of moments at the intersection of the chord members U_3U_4 and L_2L_3 , the moment influence diagram

is constructed according to the general rule. In this case the stress in U_3M_3 is not equal to the ordinates of the diagram divided by the lever arm $s+b+d$, since a portion of each ordinate corresponds to the moment of the stress in the diagonal M_2L_3 . The simplest way to utilize the influence diagram is to first determine the stress in U_3M_3 for a unit load at L_3 . (This can be very quickly done graphically.) Then below F in the influence diagram lay

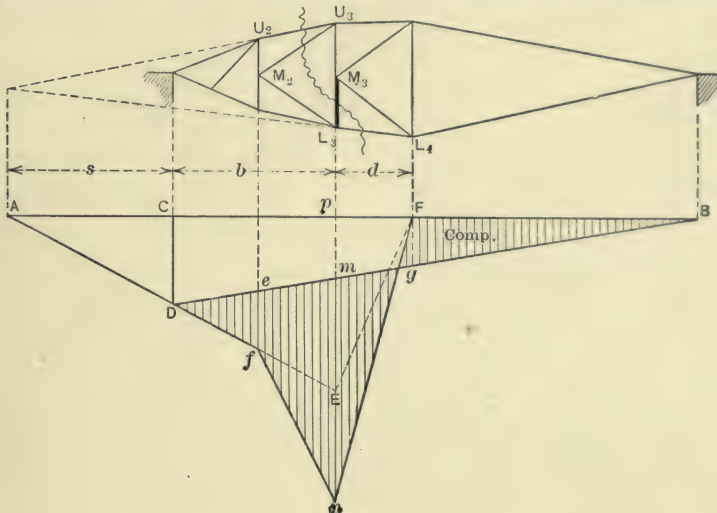


FIG. 29.

off to any convenient scale the distance Fg equal to this stress. Draw a straight line through B and g and extend it until the point D is located. Complete the diagram according to the general rule. The ordinates in this diagram correspond to the actual stresses in the piece U_3M_3 produced by a unit load moving across the span.

Lower Segment of Vertical in the "K" Truss.—As in the case of the upper segment it is impossible to make a section which does not cut at least four members of the truss. Practically the same method is employed as outlined for

the upper segment. Graphically determine the stress in M_3L_3 produced by a unit load at L_4 and lay off this stress below F as Fg . Locate D by drawing a straight line through B and g and then complete the influence diagram according to the general rule. This gives the diagram $DEFBD$. A unit load at L_3 produces a stress in M_3L_3 due to its position in the principal truss and also a local stress considering M_3L_3 as a piece which simply transfers a portion of the load at L_3 to the main truss. While the stress in M_3L_3 produced by a unit load at L_3 is readily computed yet it is usually more satisfactory to find this stress graphically by means of an ordinary stress diagram. After this stress is found, lay off mn equal to it and connect f and n and F and n . The shaded area shown is the stress influence diagram for the member M_3L_3 .

CHAPTER III

CONTINUOUS TRUSSES

The Moment Influence Diagrams for various forms of simple trusses have been explained in detail and found to follow a single general rule in their construction. After the distance of the center of moments from the left support of the span is determined the diagram is constructed without further calculations and the ordinates are the moments for unit loads, on the truss, directly above.

For trusses which are continuous, or partially continuous, the moment influence diagrams are founded upon the influence diagram for simple trusses. The diagram for simple trusses will be called the *base diagram* for convenience.

General Moment Formula.—Considering any span of a continuous girder, let

M_s = the moment about a center of moments distant s from the left end of the span.

M_L = the bending moment at the left end of the span.

M_R = the bending moment at the right end of the span.

S_L = the vertical shear at the left end of the span.

W = any concentrated vertical load in the span.

a = the distance of W from the left end of the span.

R_1 = the left reaction produced by W considering the span as a simple beam on two supports.

l = the length of the span.

m_s = the moment about a center of moments distant s from the left support of the truss, considering the truss as a simple girder on two supports.

s = the distance of the center of moments from the left end of the span. Positive when measured to the right.

Then

$$M_s = M_L + S_L s - W(s - a)^{s > a}, \quad \dots \quad (a)$$

but

$$S_L = \frac{M_R - M_L}{l} + R_1; \quad \dots \quad (b)$$

therefore

$$M_s = M_L + \frac{M_R - M_L}{l} s + R_1 s - W(s - a)^{s > a}. \quad \dots \quad (c)$$

Now, $R_1 s - W(s - a)^{s > a} = m_s$,

hence

$$M_s = M_L \frac{l - s}{s} + M_R \frac{s}{l} + m_s. \quad \dots \quad (d)$$

This expression shows that the influence diagram for M_s may be considered as being composed of two separate diagrams combined algebraically. One of the diagrams is that for the common moment m_s or the *base diagram*. It will be shown in the problems which follow that the influence diagram for M_s can be easily constructed upon the base diagram and with a small amount of calculation.

Cantilever Truss.—Truss bridges which are called cantilever bridges are composed of anchor spans, cantilever spans and suspended spans. The simplest form of this combination is shown in Fig. 30.

Top Chord of Anchor Span.—Assume any chord as U_2U_3 , Fig. 30, with its center of moments at L_2 . For loads in this span the influence diagram is the *base diagram* representing the moments m_s in equation (d), since the moments M_L and M_R are zero.

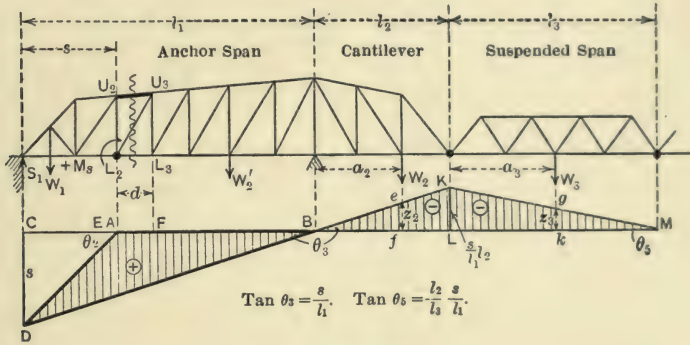


FIG. 30.

The criterion for wheel loads in this span which produce the maximum moment is

$$\frac{W_1}{s} = \frac{W_2'}{l-s} \dots \dots \dots (69)$$

For loads in the cantilever span $M_L=0$, $M_R = -W_2a_2$, and from equation (d),

$$M_s = -W_2a_2 \frac{s}{l_1} = -W_2a_2 \tan \theta_3 = W_2(-ef) \dots (70)$$

This shows that the lines *DB* and *CB* of the *base diagram* are extended until they cut the vertical through the right end of the cantilever. The influence diagram is shown by the shaded area *BKL*.

For loads in the suspended span,

$$M_L = 0, \quad M_R = -W_3 \frac{l_3 - a_3}{l_3} l_2, \quad m_s = 0,$$

and hence

$$M_s = -W_3(l_3 - a_3) \frac{s}{l_1} \cdot \frac{l_2}{l_3}. \quad \dots \quad (71)$$

This is the equation for the straight line *KM* when $\tan \theta_5 = \frac{s}{l_1} \frac{l_2}{l_3} = \frac{KL}{l_3}$. The shaded area in Fig. 30 is the complete moment influence diagram for the chord *U₂U₃*.

The criterion for wheel loads which produce the maximum *negative* moment is

$$\frac{W_2}{l_2} = \frac{W_3}{l_3}.$$

Top Chord of Cantilever Span.—The chord member, *U₁ U₂*, Fig. 31 will be considered. For loads in this span $M_L = -W_2 a_2$, $M_R = 0$ and hence, from equation (d),

$$M_s = -W_2 a_2 \frac{l_2 - s}{l_2} + m_s. \quad \dots \quad (72)$$

The *base diagram* is first constructed for the term m_s as shown by the heavy lined triangle in Fig. 31. Prolong the line *DA* to *K*; then from the triangle *DKB*,

$$b'c' : KB :: a_2 : l_2,$$

and

$$b'c' = \frac{a_2}{l_2}KB = a_2 \frac{l_2 - s}{l_2}.$$

But this expression for $b'c'$ is the same as the coefficient of W_2 in the expression for M_s , and hence the triangle DKB is the influence diagram for $W_2 a_2 \frac{l_2 - s}{l_2}$. Since the ordinates of the *base diagram* are positive and the ordinates of this diagram are negative, the combination of the two

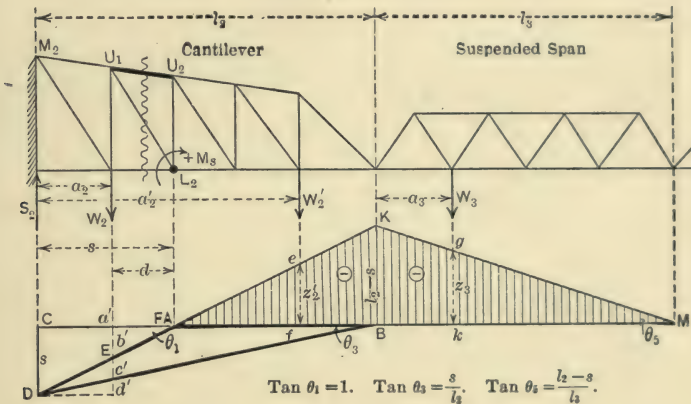


FIG. 31.

diagrams produces the shaded area AKB as the influence diagram for loads in the cantilever span.

For loads in the suspended span the influence diagram is the shaded area KBM .

The criterion for wheel loads which produce the maximum moment is

$$\frac{W_2'}{l_2 - s} = \frac{W_3}{l_3}. \quad \dots \dots \dots (73)$$

Diagonal of Anchor Span.—As shown in Fig. 32, the diagonal U_3L_2 , has its center of moments at the intersection of the two cut chords U_2U_3 and L_2L_3 . For loads in this span the moment influence diagram is the base diagram as shown by heavy lined shaded figure in Fig. 32.

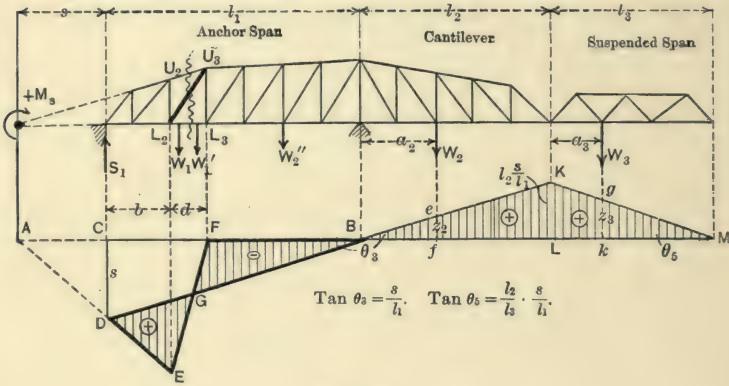


FIG. 32.

The criterion for wheel loads in this span which produce the maximum moment is

$$\frac{W}{l_1} = (W_1 + W_1') \frac{s+b}{sd} \dots \dots \dots (74)$$

For loads in the cantilever span, $M_L = 0$, $M_R = -W_2 a_2$, $m_s = 0$, and

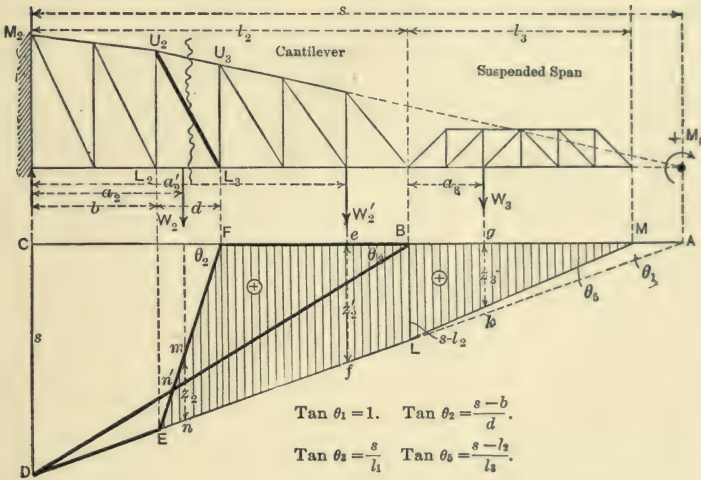
$$M_s = -W_2 a_2 \left(\frac{-s}{l_1} \right) = W_2 a_2 \frac{s}{l_1} \dots \dots (75)$$

Since $\frac{s}{l_1}$ is the tangent of the angle θ_3 the influence diagram for M_s is the shaded area BKL .

For loads in the suspended span the influence diagram is the shaded area *KLM*.

The criterion for wheel loads which produce the maximum *positive* moment is

$$\frac{W_2}{l_2} = \frac{W_3}{l_3} \dots \dots \dots (76)$$



$$\begin{aligned} \tan \theta_1 &= 1. & \tan \theta_2 &= \frac{s-b}{d}. \\ \tan \theta_3 &= \frac{s}{l_1} & \tan \theta_4 &= \frac{s-l_2}{l_3}. \end{aligned}$$

FIG. 33.

Diagonal of Cantilever Span.—Referring to Fig. 33, for loads in the cantilever span $M_L = -W_2 a_2$, $M_R = 0$, and

$$M_s = -W_2 a_2 \frac{l_2 - s}{l_2} + m_s \dots \dots \dots (77)$$

The influence diagram for m_s is the *base diagram* shown by the heavy lines in Fig. 33. From the triangle DBL ,

$$n'n : BL :: a_2 : l_2,$$

and

$$n'n = \frac{a_2}{l_2} BL = \frac{a_2}{l_2} (s - l_2) = -a_2 \frac{l_2 - s}{l_2}.$$

Therefore the triangle DBL is the influence diagram for $W_2 a_2 \frac{l_2 - s}{l_2}$, where $W_2 = 1$. Combining this with the *base diagram*, the shaded figure $EFBL$ is obtained as the influence diagram for loads in this span.

For loads in the suspended span the influence diagram is the shaded area BLM .

The criterion for wheel loads producing the maximum moment is found as follows:

Without stating the intermediate equations

$$\frac{\delta M_s}{\delta x} = W_2 \left\{ -\frac{s-b}{d} + 1 \right\} + W_2' \left\{ 1 \right\} + W_3 \left\{ \frac{s-l_2}{l_3} \right\} = 0, \quad (78)$$

or

$$\frac{W_2}{d} = \frac{W_2'}{s-b-d} + \frac{W_3}{s-b-d} \frac{s-l_2}{l_3}. \quad \dots \quad (79)$$

If $s - l_2 = l_3$,

$$\frac{W_2}{d} = \frac{W_2' + W_3}{s-b-d}. \quad \dots \quad (80)$$

CONTINUOUS AND PARTIALLY CONTINUOUS TRUSSES OF TWO EQUAL SPANS

Partially Continuous Truss.—In Fig. 34 is shown a common form of the revolving draw-bridge. The two end spans are equal and are separated by an unbraced

short span over the turntable. The moments M_2 and M_3 over the turntable are assumed equal and, for convenience, their values are determined as if the truss was a beam of constant cross-section. In any case the values of M_2 and M_3 can be found by a more rigid method, if desired, without increasing the labor of constructing the influence diagrams.

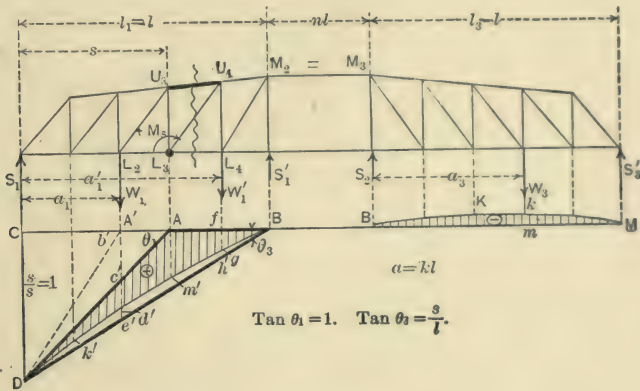


FIG. 34.

Top Chord of a Partially Continuous Truss.—Referring to Fig. 34, the top chord U_3U_4 has its center of moments at L_3 . For loads in this span,

$$M_L = 0 \quad \text{and} \quad M_R = M_2,$$

but

$$M_2 = -W_1 l_1 \frac{k_1 - k_1^3}{4 + 6n},$$

where

$$k_1 = \frac{a_1}{l_1}.$$

Therefore, from equation (d),

$$M_s = -W_1 l_1 \frac{k_1 - k_1^3}{4 + 6n} \frac{s}{l_1} + m_s. \quad \dots \quad (81)$$

Dividing through by s ,

$$\frac{M_s}{s} = -W_1 \frac{k_1 - k_1^3}{4 + 6n} + \frac{m_s}{s}. \quad \dots \quad (82)$$

The influence diagram for $\frac{m_s}{s}$ is represented by the *base diagram* drawn with $CD = 1$. This is shown in Fig. 34 by the heavy line triangle.

The value of $\frac{k_1 - k_1^3}{4 + 6n}$ is now computed for the positions of $W_1 = \text{unity}$, corresponding to the panel points of the truss. In the truss shown k_1 has the values 0, 1/5, 2/5, 3/5, 4/5, and 1. The corresponding values of $\frac{k_1 - k_1^3}{4 + 6n}$ are laid off as ordinates above the line DB directly below the panel points and the ends of the ordinates connected by straight lines forming the polygon $Dk'd'm'gB$. The influence diagram for $\frac{M_s}{s}$ is the shaded area shown in the figure. To obtain the value of M_s for any particular load the corresponding ordinate in the influence diagram is multiplied by s .

For any other center of moments as L_2 it is only necessary to draw one straight line as DA' to obtain the influence diagram.

In case the center of moments lies in a field covering about one-fifth the span l_1 , adjacent to the turntable, the line DA will cut the polygon $Dd'B$ and thereby indicate

the fields of loading in this span which produce moments of opposite character.

The position of wheel loads producing the maximum moment is best found by trial.

For loads in the third span

$$M_L = 0, \quad M_R = -W_3 l_3 \frac{2k_3 - 3k_3^2 + k_3^3}{4 + 6n}, \quad m_s = 0,$$

and

$$M_s = -W_3 l_3 \frac{2k_3 - 3k_3^2 + k_3^3}{4 + 6n} \frac{s}{l_1} \dots \dots (83)$$

Remembering that $l_1 = l_3 = l$ and dividing through by s ,

$$\frac{M_s}{s} = -W_3 \frac{2k_3 - 3k_3^2 + k_3^3}{4 + 6n} \dots \dots (84)$$

The influence diagram corresponding to this expression is shown by the shaded area *BKM*, Fig. 34.

The position of wheel loads producing the maximum moment is found by trial. This position when found will remain constant for all centers of moments in the first span.

VALUES OF $\frac{k-k^3}{4}$

Unit Load at	NUMBER OF PANELS IN SPAN.					
	4	5	6	7	8	9
<i>L</i> ₁	.0586	.048	.0406	.0350	.0308	.0274
<i>L</i> ₂	.0938	.084	.0740	.0656	.0586	.0527
<i>L</i> ₃	.0820	.096	.0937	.0874	.0806	.0740
<i>L</i> ₄		.072	.0925	.0962	.0938	.0891
<i>L</i> ₅			.0637	.0875	.0952	.0960
<i>L</i> ₆				.0568	.0820	.0925
<i>L</i> ₇					.0513	.0767
<i>L</i> ₈						.0466

The above table contains the values of $\frac{k-k^3}{4}$ for unit loads placed at the panel points of trusses having from four to nine panels. These values multiplied by $\frac{4}{4+6n}$ give the ordinates represented by $\frac{k-k^3}{4+6n}$. If the ordinates in any particular case are laid off in an inverse order the resulting polygon will represent the expression $\frac{2k-3k^2+k^3}{4+6n}$.

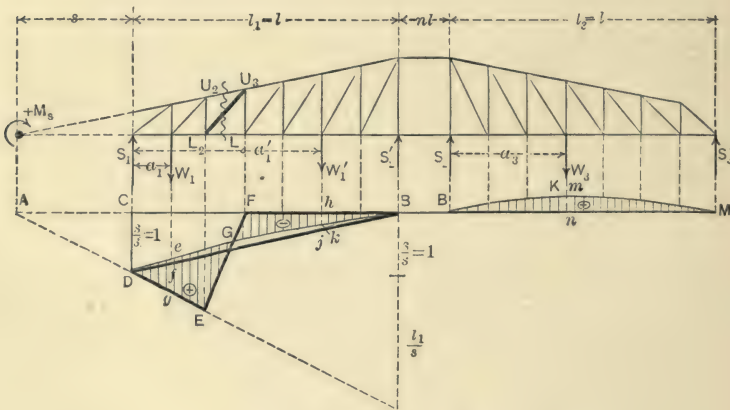


FIG. 35.

Diagonal of a Partially Continuous Truss.—The diagonal L_2U_3 in Fig. 35 has its center of moments at the intersection of U_2U_3 and L_2L_3 . Since the point of intersection lies upon the left of the left end of the span, s is negative.

For loads in this span,

$$M_L = 0, \quad M_R = -W_1 l_1 \frac{k-k^3}{4+6n},$$

and

$$\frac{I_s}{s} = W_1 \frac{k_1 - k_1^3}{4+6n} + \frac{m_s}{s} \dots \dots \dots (85)$$

The influence diagram for $\frac{m_s}{s}$ is indicated by the heavy lines in Fig. 35. This is the *base diagram* with $CD = \text{unity}$. The ordinates represented by the expression $\frac{k_1 - k_1^3}{4 + 6n}$ are laid off above the line DB . The influence diagram for $\frac{M_s}{s}$ is the shaded area $DEGFB$. For any other diagonal the lines DE and EF , only are changed.

The position of wheel loads producing the maximum moment is found by trial. This is easily done as the influence areas are nearly triangular in form.

For loads in the third span,

$$M_L = 0, \quad M_R = -W_3 l_3 \frac{2k_3 - 3k_3^2 + k_3^3}{4 + 6n}, \quad m_s = 0,$$

and

$$\frac{M_s}{s} = W_3 \frac{2k_3 - 3k_3^2 + k_3^3}{4 + 6n}. \quad \dots \quad (86)$$

The influence diagram is indicated by the shaded area BKM .

As before, the position of wheel loads is found by trial.

Continuous Truss of Two Equal Spans.—If there is no short span over the turntable $n = 0$ and the only changes in the influence diagrams given above will be the ordinates to the polygonal figures. These will be increased in the ratio of $4 + 6n$ to 4.

CHAPTER IV

ARCHES

Arches with open webs and with solid webs will be considered. The three-hinged and the two-hinged arch can be handled with but little labor. The influence diagrams for fixed arches are complicated and are best constructed from computed ordinates.

Equation (d) is now modified by the moment of the horizontal thrust. If the lever arm of the horizontal thrust, H , is represented by y , then

$$M_s = M_L \frac{l-s}{s} + M_R \frac{s}{l} - Hy + m_s. \dots \dots (e)$$

Diagonals in a Three-hinged Arch with Open Web.—The frame diagram of a three-hinged arch is shown in Fig. 36 and the influence diagrams for the diagonals U_2L_3 and U_3L_4 are outlined in Figs. 36a and 36b.

Since there can be no bending moments at the hinges over the supports, M_L and M_R in equation (e) are zero, and

$$\frac{M_s}{y} = -H + \frac{m_s}{y}. \dots \dots \dots (87)$$

The influence diagram for $\frac{m_s}{y}$ is the *base diagram* con-

structed with $CD = \frac{s}{y}$. This is shown by the area surrounded by heavy lines in Fig. 36a.

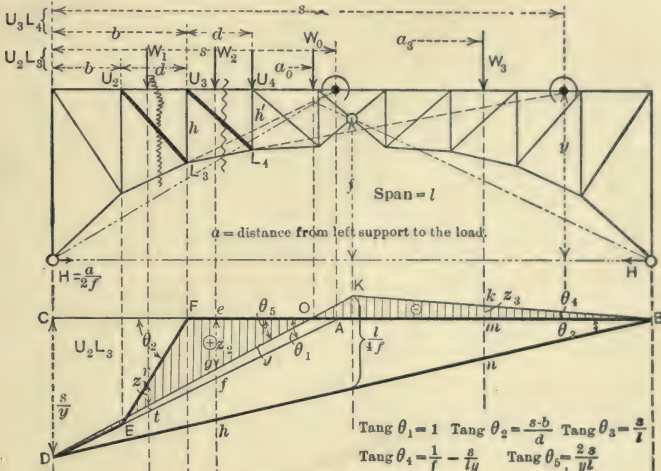


FIG. 36 a DIAGONAL U_2L_3

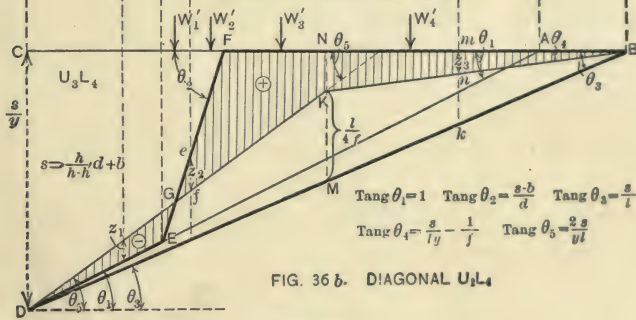


FIG. 36 b. DIAGONAL U_1L_4

FIG. 36.

The expression for H is

$$H = W \frac{a}{2f}$$

This indicates that H varies directly as the distances of the load from the supports and hence the influence diagram

for H will be a triangle between the support and the center hinge. Placing a unit load at the center hinge,

$$H = \frac{l}{4f}.$$

Lay off this distance above DB directly below the center hinge and thus locate the point K . Draw KD and KB ; then the shaded area is the influence diagram for $\frac{M_s}{y}$ corresponding to the diagonal U_2L_3 . Fig. 36b is a similar diagram for the diagonal U_3L_4 .

For chord members the same method is employed. The triangle DKB is constant for all influence diagrams.

The position of wheel loads producing the maximum moment is best found by trial as some of the criterions become too complex for easy application.

To illustrate the shape of one criterion, consider the influence diagram in Fig. 36b in deriving a criterion for the diagonal U_3L_4 .

$$\begin{aligned} \frac{\delta M_s}{\delta x} = & -W_1'(-\tan \theta_5 + \tan \theta_2) + W_2'(+\tan \theta_5 - \tan \theta_2) \\ & + W_3' \tan \theta_5 + W_4' \tan \theta_4 = 0, \quad \dots \quad (88) \end{aligned}$$

or

$$\begin{aligned} (W_1' + W_2' + W_3') \tan \theta_5 - (W_1' + W_2') \tan \theta_2 \\ + W_4' \tan \theta_4 = 0. \quad \dots \quad (89) \end{aligned}$$

Substituting the values of the tangents

$$(W_1' + W_2' + W_3') \frac{2s}{ly} = (W_1' + W_2') \frac{s-b}{d} - W_4' \left(\frac{s}{ly} - \frac{1}{f} \right). \quad (90)$$

Chord of Two-hinged Arch with Open Web.—As in the case of the three-hinged arch the moments M_L and M_R are zero, and

$$\frac{M_s}{y} = -H + \frac{m_s}{y} \dots \dots \dots (91)$$

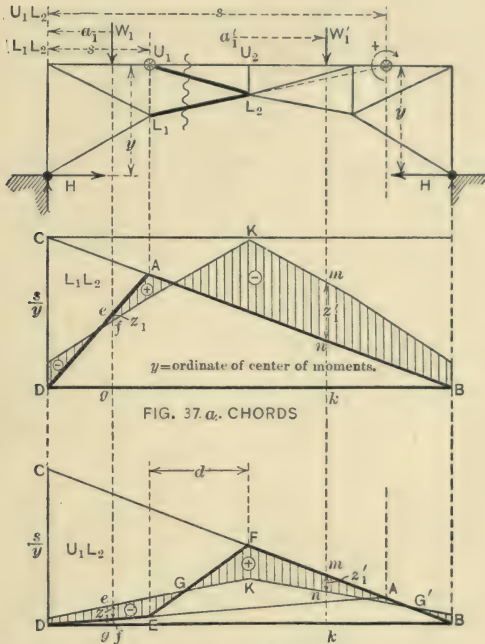


FIG. 37 b. WEB MEMBERS

FIG. 37.

The influence diagram for $\frac{m_s}{y}$ is the *base diagram* drawn with CD equal $\frac{s}{y}$. This is indicated by heavy lines in Fig. 37a. The values of H for a unit load at each panel point of the loaded chord are computed and laid off above DB and the upper ends connected by straight lines. The

algebraic difference of these two diagrams is the shaded area shown in Fig. 37a and is the influence diagram for $\frac{M_s}{y}$ corresponding to the member L_1L_2 .

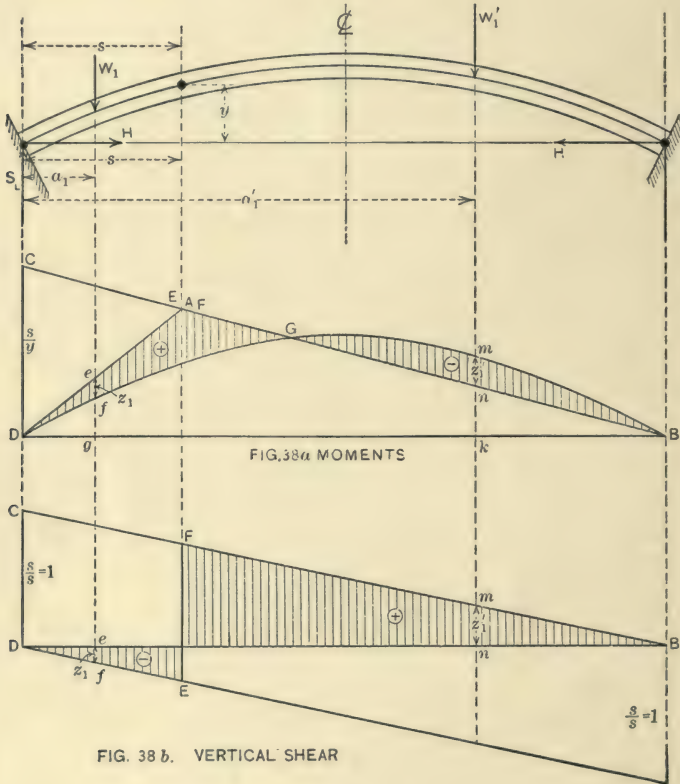


FIG. 38.

Diagonal of a Two-hinged Arch with Open Web.—The method followed in drawing the influence diagram for the diagonal is the same as explained for a chord member. The influence diagram for U_1L_2 is shown by the shaded area in Fig. 37b.

The position of wheel loads producing the maximum moment is found by trial.

Moment Influence Diagram for Two-hinged Arch with Solid Web.—For the solid arch the influence diagram is quite simple as it is made up of the combination of the *base diagram* and the diagram for H , corresponding to unit loads, which is a smooth curve. The moment influence diagram is shown by the shaded area in Fig. 38a. For any other center of moments than the one indicated it is necessary to change only the lines CB and DA .

Vertical Shear for Two-hinged Arch with Solid Web.—The influence diagram for vertical shear is the same as explained for simple trusses on two supports by making the length of the cut stringer zero so that E and F of the *base diagram* lie in the same vertical line. This diagram is shown in Fig. 38b.

CHAPTER V

BEAMS OF CONSTANT CROSS-SECTION

The **Influence Diagrams** for beams are but little different from those which have been explained. In all cases the final diagram can be constructed upon the base diagram.

Restrained Beams.—Referring to Fig. 39, the moment at any section X is given by equation (d) or

$$M_s = M_R \frac{l-s}{l} + M_L \frac{s}{l} + m_s. \quad \dots \quad (d)$$

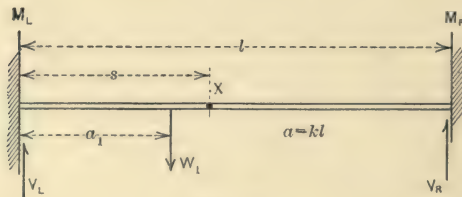


FIG. 39.

If the vertical shear at the section X is represented by S_s ,

$$S_s = V_L - \sum W = \frac{M_R - M_L}{l} + R_1 - \sum W. \quad \dots \quad (92)$$

But $R_1 - \sum W = S =$ the vertical shear for a simple beam resting upon two supports; therefore

$$S_s = \frac{M_R - M_L}{l} + S. \quad \dots \quad (f)$$

Simple Beam on Two Supports.—For a simple beam resting upon two supports M_L and M_R are zero, hence

$$M_s = m_s \quad \text{and} \quad S_s = S.$$

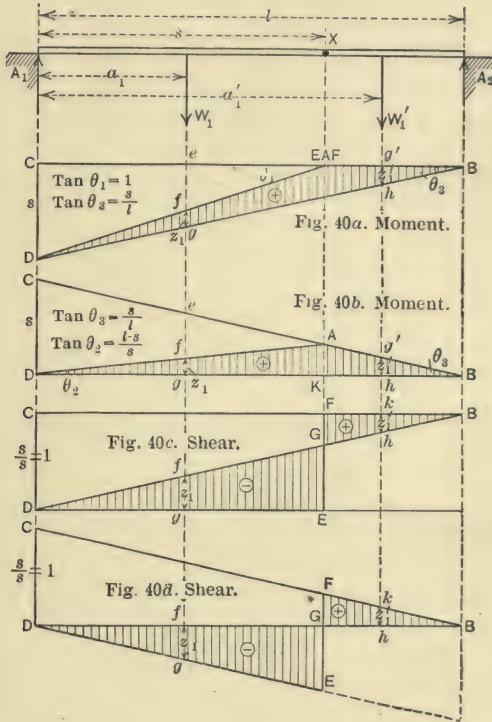


FIG. 40.

The influence diagrams for m_s and S are *base diagrams* constructed according to the general rule. Figs. 40a and 40b show moment influence diagrams. In one diagram CB is drawn horizontal according to rule, while in the other DB is horizontal. Evidently the ordinates are the same in both figures.

Beam Fixed at Both Ends.—In this case,

$$M_L = -Wl(k - 2k^2 + k^3), \quad M_R = -Wl(k^2 - k^3),$$

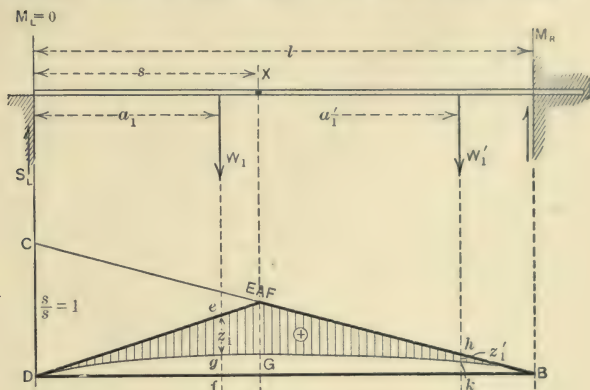


FIG. 41 a. MOMENTS

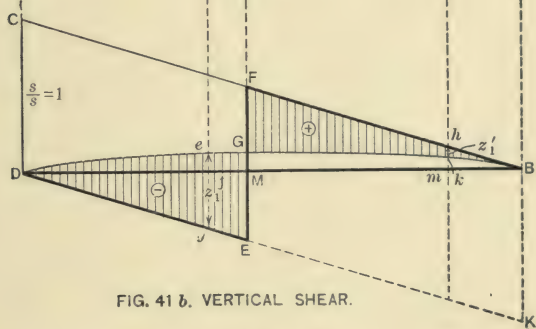


FIG. 41 b. VERTICAL SHEAR.

FIG. 41.

and

$$M_s = -Wl(k - 2k^2 + k^3) \frac{l-s}{l} - Wl(k^2 - k^3) \frac{s}{l} + m_s,$$

or

$$\frac{M_s}{s} = -W(k - 2k^2 + k^3) \frac{l-s}{l} - W(k^2 - k^3) + \frac{m_s}{s}. \quad (96)$$

The *base diagram* indicated by the heavy lines in Fig. 42a, is the influence diagram for $\frac{m_s}{s}$. The ordinates to

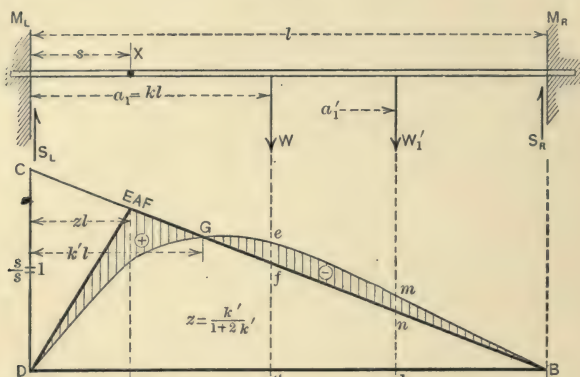


FIG. 42 a. MOMENTS

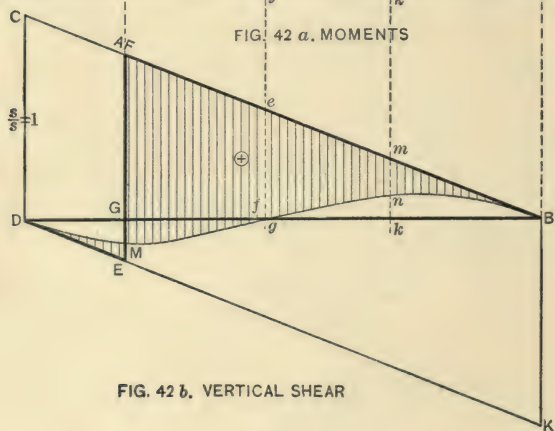


FIG. 42 b. VERTICAL SHEAR

FIG. 42.

the curve DGB are obtained by giving k corresponding values in the expression

$$-(k - 2k^2 + k^3) \frac{l-s}{l} - (k^2 - k^3).$$

Then the shaded area is the influence diagram for $\frac{M_s}{s}$.

For vertical shear

$$S_s = W(k - 3k^2 + 2k^3) + S. \quad \dots \quad (97)$$

The shaded area in Fig. 42b is the influence diagram for S_s .

VALUES OF $k^2 - k^3$ AND $k - 2k^2 + k^3$

k	$k^2 - k^3$		k	$k^2 - k^3$	
0	0	1.00			
.05	.002375	.95	.50	.125000	.50
.10	.009000	.90	.55	.136125	.45
.15	.019125	.85	.60	.144000	.40
.20	.032000	.80	.65	.147875	.35
.25	.046875	.75	.70	.147000	.30
.30	.063000	.70	.75	.140625	.25
.35	.079625	.65	.80	.128000	.20
.40	.096000	.60	.85	.108375	.15
.45	.111375	.55	.90	.081000	.10
.50	.125000	.50	.95	.045125	.05
			1.00	0	0
	$k - 2k^2 + k^3$	k		$k - 2k^2 + k^3$	k

$k - 3k^2 + 2k^3 = (k - 2k^2 + k^3) - (k^2 - k^3)$

PLEASE RETURN TO
DEPT. of APPLIED MECHANICS.

SHORT-TITLE CATALOGUE

OF THE
PUBLICATIONS

OF
JOHN WILEY & SONS, Inc.
NEW YORK

London: CHAPMAN & HALL, Limited

Montreal, Can.: RENOUF PUB. CO.

ARRANGED UNDER SUBJECTS

Descriptive circulars sent on application. Books marked with an asterisk (*) are sold at net prices only. All books are bound in cloth unless otherwise stated.

AGRICULTURE—HORTICULTURE—FORESTRY.

ARMSBY—Principles of Animal Nutrition	8vo,	\$4 00
BOWMAN—Forest Physiography	8vo,	*5 00
BRYANT—Hand Book of Logging	8vo,	*3 50
BUDD and HANSEN—American Horticultural Manual:		
Part I. Propagation, Culture, and Improvement	12mo,	1 50
Part II. Systematic Pomology	12mo,	1 50
CHAPMAN—Forest Valuations	(In Preparation.)	
ELLIOTT—Engineering for Land Drainage	12mo,	2 00
Practical Farm Drainage. (Second Edition, Rewritten)	12mo,	1 50
FULLER—Domestic Water Supplies for the Farm	8vo,	*1 50
GRAHAM—Text-book on Poultry	(In Preparation.)	
Manual on Poultry (Loose Leaf Lab. Manual)	(In Preparation.)	
GRAVES—Forest Mensuration	8vo,	4 00
Principles of Handling Woodlands	Small 8vo,	*1 50
GREEN—Principles of American Forestry	12mo,	1 50
GROTENFELT—Principles of Modern Dairy Practice. (WOLL.)	12mo,	2 00
HAWLEY and HAWES—Forestry in New England	8vo,	*3 50
HERRICK—Denatured or Industrial Alcohol	8vo,	*4 00
HIRSHFELD and ULBRICHT—Gas Engines for the Farm	Small 8vo,	*1 50
HOWE—Agricultural Drafting	oblong quarto,	*1 25
Reference and Problem Sheets to accompany Agricultural Drafting, each		*0 20
KEITT—Agricultural Chemistry Text-book	(In Preparation.)	
Laboratory and Field Exercises in Agricultural Chemistry	(In Preparation.)	
KEMP and WAUGH—Landscape Gardening. (New Edition, Rewritten), 12mo,		*1 50
LARSEN—Exercises in Dairying (Loose Leaf Field Manual)	4to., paper,	*1 00
Single Exercises each		*0 02
and WHITE—Dairy Technology	Small 8vo,	*1 50
LEVISON—Studies of Trees, Loose Leaf Field Manual, 4to. pamphlet form,		
Price from 5-15 cents net, each, according to number of pages.		
MCCALL—Crops and Soils (Loose Leaf Field Manual)	(In Preparation.)	
Soils (Text-book)	(In Preparation.)	
MCKAY and LARSEN—Principles and Practice of Butter-making	8vo,	*1 50
MAYNARD—Landscape Gardening as Applied to Home Decoration	12mo,	1 50
MOON and BROWN—Elements of Forestry	(In Preparation.)	
RECORD—Identification of the Economic Woods of the United States	8vo,	*1 25

RECKNAGEL—Theory and Practice of Working Plans (Forest Organization).....	8vo,	*\$2 00
SANDERSON—Insect Pests of Farm, Garden, and Orchard.....	Small 8vo,	*3 00
and PEAIRS—Injurious Insects.....	(In Preparation.)	
Studies in Insects.....	(In Preparation.)	
SCHWARZ—Longleaf Pine in Virgin Forest.....	12mo,	*1 25
SOLOSTAROFF—Field Book for Street-tree Mapping.....	12mo,	*0 75
In lots of one dozen.....		*8 00
Shade Trees in Towns and Cities.....	8vo,	*3 00
STOCKBRIDGE—Rocks and Soils.....	8vo,	2 50
WINTON—Microscopy of Vegetable Foods.....	Large 8vo,	7 50
WOLL—Handbook for Farmers and Dairymen.....	16mo,	1 50
YEAW—Exercises on Market Gardening (Loose Leaf Field Manual).		
	(In Preparation.)	

ARCHITECTURE.

ATKINSON—Orientation of Buildings or Planning for Sunlight.....	8vo,	*2 00
BALDWIN—Steam Heating for Buildings.....	12mo,	2 50
BERG—Buildings and Structures of American Railroads.....	4to,	5 00
BIRKMIER—Architectural Iron and Steel.....	8vo,	3 50
Compound Riveted Girders as Applied in Buildings.....	8vo,	2 00
Planning and Construction of High Office Buildings.....	8vo,	3 50
Skeleton Construction in Buildings.....	8vo,	3 00
BRIGGS—Modern American School Buildings.....	8vo,	4 00
BYRNE—Inspection of Materials and Workmanship Employed in Construction.....	16mo,	3 00
CARPENTER—Heating and Ventilating of Buildings.....	8vo,	4 00
CORTHELL—Allowable Pressure on Deep Foundations.....	12mo,	*1 25
ECKEL—Building Stones and Clays.....	8vo,	*3 00
FREITAG—Architectural Engineering.....	8vo,	3 50
Fire Prevention and Fire Protection.....	16mo, mor.,	*4 00
Fireproofing of Steel Buildings.....	8vo,	2 50
GERHARD—Guide to Sanitary Inspections.....	12mo,	1 50
Modern Baths and Bath Houses.....	8vo,	*3 00
Sanitation of Public Buildings.....	12mo,	1 50
Theatre Fires and Panics.....	12mo,	1 50
The Water Supply, Sewerage and Plumbing of Modern City Buildings.	8vo,	*4 00
GREENBERG and HOWE—Architectural Drafting.....	oblong quarto,	*1 50
GREENE—Elements of Heating and Ventilation.....	8vo,	*2 50
HOWE—Agricultural Drafting.....	oblong quarto,	*1 25
Reference and Problem Sheets to accompany Agricultural Drafting, each.		*0 02
JOHNSON—Statics by Algebraic and Graphic Methods.....	8vo,	2 00
KELLAWAY—How to Lay Out Suburban Home Grounds.....	8vo,	2 00
KIDDER—Architects' and Builders' Pocket-book.....	16mo, mor.,	5 00
MERRILL—Stones for Building and Decoration.....	8vo,	5 00
MONCKTON—Stair-building.....	4to,	4 00
PATTON—Practical Treatise on Foundations.....	8vo,	5 00
PEABODY—Naval Architecture.....	8vo,	7 50
RICE—Concrete-block Manufacture.....	8vo,	2 00
RICHEY—Handbook for Superintendents of Construction.....	16mo, mor.,	4 00
Building Foreman's Pocket Book and Ready Reference.....	16mo, mor.,	5 00
Building Mechanics' Ready Reference Series: *		
Carpenters' and Woodworkers' Edition.....	16mo, mor.,	*1 50
Cement Workers' and Plasterers' Edition.....	16mo, mor.,	*1 50
Plumbers', Steam-Fitters', and Tinners' Edition.....	16mo, mor.,	*1 50
Stone- and Brick-masons' Edition.....	16mo, mor.,	*1 50
RIES—Building Stones and Clay Products.....	8vo,	*3 00
SABIN—House Painting (Glazing, Paper Hanging and Whitewashing).....	12mo,	1 00
SIEBERT and BIGGIN—Modern Stone-cutting and Masonry.....	8vo,	1 50
SNOW—Principal Species of Wood.....	8vo,	3 50
WAIT—Engineering and Architectural Jurisprudence.....	8vo,	6 00
	Sheep,	6 50
Law of Contracts.....	8vo,	3 00
Law of Operations Preliminary to Construction in Engineering and Architecture.....	8vo,	5 00
	Sheep,	5 50

WILSON—Air Conditioning.....	12mo,	\$1 50
WORCESTER and ATKINSON—Small Hospitals, Establishment and Maintenance, Suggestions for Hospital Architecture, with Plans for a Small Hospital.....	12mo,	1 25

ASSAYING.

BETTS—Lead Refining by Electrolysis.....	8vo,	4 00
FLETCHER—Practical Instructions in Quantitative Assaying with the Blow-pipe.....	16mo, mor.,	1 50
FURMAN and PARDOE—Manual of Practical Assaying.....	8vo,	3 00
LODGE—Notes on Assaying and Metallurgical Laboratory Experiments.....	8vo,	3 00
LOW—Technical Methods of Ore Analysis. Sixth Edition, Revised.....	8vo,	3 00
MILLER—Cyanide Process.....	12mo,	1 00
Manual of Assaying.....	12mo,	1 00
MINET—Production of Aluminum and its Industrial Use. (WALDO.).....	12mo,	2 50
PRICE and MEADE—The Technical Analysis of Brass and the Non-Ferrous Alloys.....	12mo,	*2 00
RICKETTS and MILLER—Notes on Assaying.....	8vo,	3 00
ROBINE and LENGLEN—Cyanide Industry. (LE CLERC.).....	8vo,	4 00
SEAMON—Manual for Assayers and Chemists.....	Small 8vo,	*2 50
ULKE—Modern Electrolytic Copper Refining.....	8vo,	3 00
WILSON—Cyanide Processes.....	12mo,	1 50

ASTRONOMY.

COMSTOCK—Field Astronomy for Engineers.....	8vo,	2 50
CRAIG—Azimuth.....	4to,	3 50
CRANDALL—Text-book on Geodesy and Least Squares.....	8vo,	3 00
DOOLITTLE—Treatise on Practical Astronomy.....	8vo,	4 00
HAYFORD—Text-book of Geodetic Astronomy.....	8vo,	3 00
HOSMER—Azimuth.....	16mo, mor.,	1 00
Text-book on Practical Astronomy.....	8vo,	*2 00
MERRIMAN—Elements of Precise Surveying and Geodesy.....	8vo,	2 50
MICHIE and HARLOW—Practical Astronomy.....	8vo,	*3 00
RUST—Ex-meridian Altitude, Azimuth and Star-Finding Tables.....	8vo,	5 00
WHITE—Elements of Theoretical and Descriptive Astronomy.....	12mo,	*2 00

BIOLOGY.

COHNHEIM—Enzymes.....	12mo,	*1 50
DAVENPORT—Statistical Methods with Special Reference to Biological Variation. Third Edition, Revised.....	16mo, mor.,	1 50
EFFRONT and PRESCOTT—Enzymes and Their Applications.....	8vo,	3 00
EULER and POPE—General Chemistry of the Enzymes.....	8vo,	*3 00
MAST—Light and Behavior of Organisms.....	8vo,	*2 50
PRESCOTT and WINSLOW—Elements of Water Bacteriology, with Special Reference to Sanitary Water Analysis. Third Edition, Rewritten.....	Small 8vo,	*1 75
WARD and WHIPPLE—Freshwater Biology.....	(In Press.)	
WHIPPLE—The Microscopy of Drinking Water.....	8vo,	3 50
WINSLOW—The Systematic Relationship of the Coccaceæ.....	Small 8vo,	2 50

CHEMISTRY.

ABDERHALDEN—Physiological Chemistry in Thirty Lectures. (HALL and DEFREN.).....	8vo,	*5 00
ABEGG—Theory of Electrolytic Dissociation. (VON ENDE.).....	12mo,	*1 25
ALEXEYEFF—General Principles of Organic Syntheses. (MATTHEWS.).....	8vo,	3 00

ALLEN (C. M.)—Exercises in General Chemistry, (Loose Leaf Laboratory Manual).....	Oblong 4to, paper,	*\$1 00
Single Exercises, each.....		*0 02
Exercises in Quantitative Analysis (Loose Leaf Laboratory Manual).....	4to, paper,	*1 00
Single Analyses from 2-15 cents net, each, according to number of pages.		
ALLEN (J. A.)—Tables for Iron Analysis.....	8vo,	3 00
ARMSBY—Principles of Animal Nutrition.....	8vo,	4 00
ARNOLD—Compendium of Chemistry. (MANDEL).....	Small 8vo,	3 50
AUNGST—Technical Chemical Analysis (Loose Leaf Laboratory Manual).....	4to, paper,	*0 85
Single Analyses from 2-10 cents net, each, according to number of pages.		
BERNADOU—Smokeless Powder.—Nitro-cellulose, and Theory of the Cellulose Molecule.....	12mo,	2 50
BILTZ—Introduction to Inorganic Chemistry. (HALL and PHELAN.).....	12mo,	*1 25
Laboratory Methods of Inorganic Chemistry. (HALL and BLANCHARD).....	8vo,	3 00
BINGHAM and WHITE—Laboratory Manual of Inorganic Chemistry.....	12mo,	*1 00
BIVINS—Exercises in Qualitative Chemical Analysis (Loose Leaf Lab. Manual).....	4to, paper, including work sheet,	*1 00
Single Analyses 5, 10 and 15 cents net, each, according to number of pages.		
Single work sheets, each.....		*0 01
BLANCHARD—Synthetic Inorganic Chemistry.....	12mo,	*0 11
BOTTLER—German and American Varnish Making. (SABIN.).....	Small 8vo,	*3 50
BROWNE—Handbook of Sugar Analysis.....	8vo,	*6 00
Sugar Tables for Laboratory Use.....	8vo,	*1 25
BROWNING—Introduction to the Rarer Elements.....	8vo,	*1 50
BRUNSWIG—Explosives. (MUNROE and KIBLER.).....	Small 8vo,	*3 00
CHAMOT—Microchemical Methods.....	(In Preparation).	
CLAASSEN—Beet-sugar Manufacture. (HALL and ROLFE.).....	8vo,	*3 00
CLASSEN—Quantitative Analysis by Electrolysis. (HALL.).....	8vo,	*2 50
COHN—Indicators and Test-papers.....	12mo,	2 00
Tests and Reagents.....	8vo,	3 00
COOPER—Constitutional Analysis by Physico-chemical Methods (Inorganic).....	(In Preparation).	
DANNEEL—Electrochemistry. (MERRIAM.).....	12mo,	*1 25
DANNERTH—Methods of Textile Chemistry.....	12mo,	2 00
DUHEM—Thermodynamics and Chemistry. (BURGESS.).....	8vo,	4 00
EISSLER—Modern High Explosives.....	8vo,	4 00
EKELEY—Laboratory Manual of Inorganic Chemistry.....	12mo,	*1 00
FLETCHER—Practical Instructions in Quantitative Assaying with the Blow-pipe.....	16mo, mor.,	1 50
POWLER—Sewage Works Analyses.....	12mo,	2 00
FRESENIUS—Manual of Qualitative Chemical Analysis. (WELLS.).....	8vo,	5 00
Manual of Qualitative Chemical Analysis. Part I. Descriptive. (WELLS.).....	8vo,	3 00
Quantitative Chemical Analysis. (COHN.) 2 vols.	8vo,	12 50
When Sold Separately, Vol. I, \$6. Vol. II, \$8.		
FUERTEs—Water and Public Health.....	12mo,	1 50
FULLER—Qualitative Analysis of Medicinal Preparations.....	12mo,	*1 50
FURMAN and PARDOE—Manual of Practical Assaying.....	8vo,	3 00
GETMAN—Exercises in Physical Chemistry.....	12mo,	*2 00
Outlines of Theoretical Chemistry.....	Small, 8vo,	*3 50
GILDEMEISTER and HOFFMANN—The Volatile Oils. Second Edition.....	8vo,	5 00
GILL—Gas and Fuel Analysis for Engineers.....	12mo,	1 25
GOOCH—Methods in Chemical Analysis.....	8vo,	*4 00
and BROWNING—Outlines of Qualitative Chemical Analysis. Small 8vo.....		*1 25
GROENFELT—Principles of Modern Dairy Practice. (WOLL.).....	12mo,	2 00
GROTH—Introduction to Chemical Crystallography. (MARSHALL.).....	12mo,	1 25
HAMMARSTEN—Text-book of Physiological Chemistry. (MANDEL).....	8vo,	*4 00
HANAUSEK—Microscopy of Technical Products. (WINTON.).....	8vo,	5 00
HASKINS—Organic Chemistry.....	12mo,	*2 00
HERRICK—Denatured or Industrial Alcohol.....	8vo,	*4 00
HINDS—Inorganic Chemistry.....	8vo,	3 00
Laboratory Manual for Students.....	12mo,	*1 00
HOLLEMAN—Laboratory Manual of Organic Chemistry for Beginners. (WALKER.) Second Edition, Revised.....	12mo,	*1 00

HOLLEMAN—Text-book of Inorganic Chemistry. (COOPER.)	8vo.	\$2 50
Text-book of Organic Chemistry. (WALKER and MOTT.) Fourth Edition, Revised.	8vo.	2 50
HOLLEY—Analysis of Paint and Varnish Products.	Small 8vo.	*2 50
Lead and Zinc Pigments.	Small 8vo.	*3 00
HOPKINS—Oil-chemists' Handbook.	8vo.	3 00
JACKSON—Directions for Laboratory Work in Physiological Chemistry.	8vo.	1 25
JOHNSON—Rapid Methods for the Chemical Analysis of Special Steels, Steel-making Alloys and Graphite. Second Edition. Rewritten.	8vo.	*3 00
KEITH—Agricultural Chemistry.	(In Preparation.)	
LANDAUER—Spectrum Analysis. (TINGLE.)	8vo.	3 00
LASSAR-COHN—Application of Some General Reactions to Investigations in Organic Chemistry. (TINGLE.)	12mo.	1 00
LEACH-WINTON—Food Inspection and Analysis. Third Edition. Rewritten by Dr. Andrew L. Winton.	8vo.	7 50
LÖB—Electrochemistry of Organic Compounds. (LORENZ.)	8vo.	3 00
LODGE—Notes on Assaying and Metallurgical Laboratory Experiments.	8vo.	3 00
LOW—Technical Method of Ore Analysis. Sixth Edition, Revised.	8vo.	3 00
LOWE—Paint for Steel Structures.	12mo.	1 00
LUNGE—Techno-chemical Analysis. (COHN.)	12mo.	1 00
MCKAY and LARSEN—Principles and Practice of Butter-making.	8vo.	*1 50
MAIRE—Modern Pigments and their Vehicles.	12mo.	2 00
MARTIN—Laboratory Guide to Qualitative Analysis with the Blowpipe.	12mo.	*0 60
MASON—Examination of Water. (Chemical and Bacteriological).	12mo.	1 25
Water-supply. (Considered Principally from a Sanitary Standpoint.)	8vo.	4 00
MATHEWSON—First Principles of Chemical Theory.	8vo.	*1 00
MATTHEWS—Laboratory Manual of Dyeing and Textile Chemistry.	8vo.	3 50
Textile Fibres. Third Edition. Rewritten.	8vo.	*4 00
MEYER—Determination of Radicles in Carbon Compounds. (TINGLE.) Third Edition.	12mo.	*1 25
MILNER—Cyanide Process.	12mo.	1 00
Manual of Assaying.	12mo.	1 00
MINET—Production of Aluminum and its Industrial Use. (WALDO.)	12mo.	2 50
MITTELSTAEDT—Technical Calculations for Sugar Works. (BOURBAKIS.)	12mo.	*1 50
MIXTER—Elementary Text-book of Chemistry.	12mo.	1 50
MORGAN—Elements of Physical Chemistry.	12mo.	3 00
Physical Chemistry for Electrical Engineers.	12mo.	*1 50
MOORE—Experiments in Organic Chemistry.	12mo.	*0 50
Outlines of Organic Chemistry.	12mo.	*1 50
MORSE—Calculations used in Cane-sugar Factories.	16mo. mor.	1 50
MUIR—History of Chemical Theories and Laws.	8vo.	*4 00
MULLIKEN—General Method for the Identification of Pure Organic Compounds. Vol. I. Compounds of Carbon with Hydrogen and Oxygen.	Large 8vo.	5 00
Vol. II. Nitrogenous Compounds. (In Preparation.)		
Vol. III. The Commercial Dyestuffs.	Large 8vo.	5 00
NELSON—Analysis of Drugs and Medicines.	12mo.	*3 00
OSTWALD—Conversations on Chemistry: Part One. (RAMSEY.)	12mo.	1 50
Part Two. (TURNBULL.)	12mo.	2 00
Introduction to Chemistry. (HALL and WILLIAMS.)	Small 8vo.	*1 50
OWEN and STANDAGE—Dyeing and Cleaning of Textile Fabrics.	12mo.	2 00
PALMER—Practical Test Book of Chemistry.	12mo.	*1 00
PAULI—Physical Chemistry in the Service of Medicine. (FISCHER.)	12mo.	*1 25
PICET—Alkaloids and their Chemical Constitution. (BIDDLE.)	8vo.	5 00
PRESCOTT and WINSLOW—Elements of Water Bacteriology, with Special Reference to Sanitary Water Analysis. Third Edition, Rewritten.	Small 8vo.	*1 75
REISIG—Guide to Piece-Dyeing.	8vo.	*25 00
RICHARDS and WOODMAN—Air, Water, and Food from a Sanitary Standpoint.	8vo.	2 00
RICKETTS and MILLER—Notes on Assaying.	8vo.	3 00
RIDEAL—Disinfection and the Preservation of Food.	8vo.	4 00
RIGGS—Elementary Manual for the Chemical Laboratory.	8vo.	1 25
ROBINE and LENGLEN—Cyanide Industry. (LE CLERC.)	8vo.	4 00

ROGERS—Exercises in Industrial Chemistry (Loose Leaf Laboratory Manual).	
(In Preparation.)	
RUDDIMAN—Incompatibilities in Prescriptions.....	8vo, \$2 00
Whys in Pharmacy.....	12mo, 1 00
RUER—Elements of Metallography. (MATHEWSON).....	8vo, *3 00
SABIN—Industrial and Artistic Technology of Paint and Varnish.....	8vo, 3 00
SALKOWSKI—Physiological and Pathological Chemistry. (ORNDORFF).....	8vo, 2 50
SCHIMPF—Essentials of Volumetric Analysis.....	Small 8vo, *1 50
Manual of Volumetric Analysis.....	8vo, 5 00
Qualitative Chemical Analysis.....	8vo, *1 25
SEAMON—Manual for Assayers and Chemists.....	Small 8vo, *2 50
SMITH—Lecture Notes on Chemistry for Dental Students.....	8vo, *2 50
SPENCER—Handbook for Cane Sugar Manufacturers.....	16mo, mor., 3 00
Handbook for Chemists of Beet-sugar Houses.....	16mo, mor., 3 00
STOCKBRIDGE—Rocks and Soils.....	8vo, 2 50
STONE—Practical Testing of Gas and Gas Meters.....	8vo, 3 50
TILLMAN—Descriptive General Chemistry.....	8vo, *3 00
Elementary Lessons in Heat.....	8vo, *1 50
TREADWELL—Qualitative Analysis. (HALL).....	8vo, 3 00
Quantitative Analysis. (HALL).....	8vo, 4 00
TURNEAURE and RUSSELL—Public Water-supplies.....	8vo, 5 00
VENABLE—Methods and Devices for Bacterial Treatment of Sewage.....	8vo, 3 00
WARD and WHIPPLE—Freshwater Biology.....	(In Press.)
WARE—Beet-sugar Manufacture and Refining. Vol. I.....	8vo, 4 00
Vol. II.....	8vo, 5 00
WASHINGTON—Manual of the Chemical Analysis of Rocks.....	8vo, 2 00
WEAVER—Military Explosives.....	8vo, *3 00
WELLS—Laboratory Guide in Qualitative Chemical Analysis.....	8vo, 1 50
Short Course in Inorganic Qualitative Chemical Analysis for Engineering Students.....	12mo, 1 50
Text-book of Chemical Arithmetic.....	12mo, 1 25
WHIPPLE—Microscopy of Drinking-water.....	8vo, 3 50
WILSON—Cyanide Processes.....	12mo, 1 50
WIECHMANN—Sugar Analysis. Third Edition, Revised.....	Small 8vo, *3 00
WINTON—Microscopy of Vegetable Foods.....	8vo, 7 50
ZSIGMONDY—Colloids and the Ultramicroscope, (ALEXANDER).....	Small 8vo, 3 00

CIVIL ENGINEERING.

BRIDGES AND ROOFS, HYDRAULICS, MATERIALS OF ENGINEERING, RAILWAY ENGINEERING.

AMERICAN CIVIL ENGINEERS' POCKET BOOK. (MANSFIELD MERRIMAN, Editor-in-chief).....	
	16mo, mor., *5 00
BAKER—Engineers' Surveying Instruments.....	12mo, 3 00
BIXBY—Graphical Computing Table.....	Paper 19½×24½ inches, 0 25
BREED and HOSMER—Principles and Practice of Surveying.	
Vol. I. Elementary Surveying.....	8vo, 3 00
Vol. II. Higher Surveying.....	8vo, 2 50
BURR—Ancient and Modern Engineering and the Isthmian Canal.....	8vo, *3 50
COMSTOCK—Field Astronomy for Engineers.....	8vo, 2 50
CORTHELL—Allowable Pressure on Deep Foundations.....	12mo, *1 25
CRANDALL—Text-book on Geodesy and Least Squares.....	8vo, 3 00
DAVIS—Elevation and Stadia Tables.....	8vo, 1 00
ELLIOTT—Engineering for Land Drainage.....	12mo, 2 00
FIEBEGER—Treatise on Civil Engineering.....	8vo, *5 00
FLEMER—Photopographic Methods and Instruments.....	8vo, 5 00
FOLWELL—Sewerage. (Designing and Maintenance).....	8vo, 3 00
FOWLER—Sub-Aqueous Foundations.....	(In Press.)
PREITAG—Architectural Engineering.....	8vo, 3 50
HAUCH and RICE—Tables of Quantities for Preliminary Estimates.....	12mo, *1 25
HAYFORD—Text-book of Geodetic Astronomy.....	8vo, 3 00
HERING—Ready Reference Tables, (Conversion Factors).....	16mo, mor., 2 50

HESS—Graphics and Structural Design.....	8vo,	*\$3 00
HOSMER—Azimuth.....	16mo, mor.,	1 00
Text-book on Practical Astronomy.....	8vo,	*2 00
HOWE—Retaining Walls for Earth. Sixth Edition, Revised.....	12mo,	1 25
IVES—Adjustments of the Engineer's Transit and Level.....	16mo, bds.,	*0 25
and HILTS—Problems in Surveying, Railroad Surveying and Geodesy.....	16mo, mor.,	1 50
JOHNSON (J. B.) and SMITH—Theory and Practice of Surveying. Small	8vo,	*3 50
(L. J.)—Statics by Algebraic and Graphic Methods.....	8vo,	2 00
KINNICUTT, WINSLOW and PRATT—Sewage Disposal.....	8vo,	*3 00
KIRBY—Elements of Specification Writing.....	8vo,	*1 25
MAHAN—Descriptive Geometry.....	8vo,	*1 50
MARSTON and ERINGER—Sewers and Drains.....	(In Preparation.)	
MERRIMAN—Elements of Precise Surveying and Geodesy.....	8vo,	2 50
and BROOKS—Handbook for Surveyors.....	16mo, mor.,	2 00
NUGENT—Plane Surveying.....	8vo,	3 50
OGDEN—Sewer Construction.....	8vo,	3 00
Sewer Design. Second Edition. Rewritten.....	8vo,	*2 00
and CLEVELAND—Practical Methods of Sewage Disposal for Residences, Hotels, and Institutions.....	8vo,	*1 50
PARSONS—Disposal of Municipal Refuse.....	8vo,	2 00
PATTON—Treatise on Civil Engineering.....	8vo, half leather,	7 50
REED—Topographical Drawing and Sketching.....	4to,	5 00
RIEMER—Shaft-sinking under Difficult Conditions. (CORNING and PEELE.)	8vo,	3 00
SIEBERT and BIGGIN—Modern Stone-cutting and Masonry.....	8vo,	1 50
SMITH—Manual of Topographical Drawing. (McMILLAN.).....	8vo,	2 50
SOPER—Air and Ventilation of Subways.....	12mo,	2 50
TRACY—Exercises in Surveying.....	12no, mor.,	*1 00
Plane Surveying.....	16mo, mor.,	3 00
VENABLE—Garbage Crematories in America.....	8vo,	2 00
Methods and Devices for Bacterial Treatment of Sewage.....	8vo,	3 00
WAIT—Engineering and Architectural Jurisprudence.....	8vo,	6 00
	Sheep,	6 50
Law of Contracts.....	8vo,	3 00
Law of Operations Preliminary to Construction in Engineering and Architecture.....	8vo,	5 00
	Sheep,	5 50
WARREN—Stereotomy—Problems in Stone-cutting.....	8vo,	2 50
WATERBURY—Vest-Pocket Hand-book of Mathematics for Engineers.	2½ × 5½ inches, mor.,	*1 00
Enlarged Edition, Including Tables.....	mor.,	*1 50
WEBB—Problems in the Use and Adjustment of Engineering Instruments.	16mo, mor.,	1 20
WILSON—Topographic, Trigonometric and Geodetic Surveying.....	8vo,	3 55

BRIDGES AND ROOFS.

BISHOP—Drafting Forms. Loose Leaf Sheets, each.....		*0 02
Structural Details of Hip and Valley Rafters.....	Oblong large 8vo,	*1 75
Structural Drafting.....	(In Press.)	
BOLLER—Practical Treatise on the Construction of Iron Highway Bridges	8vo,	2 00
Thames River Bridge.....	Oblong paper,	*5 00
BURR—Suspension Bridges.....	8vo,	*4 50
and FALK—Design and Construction of Metallic Bridges.....	8vo,	5 00
Influence Lines for Bridge and Roof Computations.....	8vo,	3 00
DU BOIS—Mechanics of Engineering. Vol. II.....	Small 4to,	10 00
FOSTER—Treatise on Wooden Trestle Bridges. Fourth Edition.....	4to,	*5 00
GREENE—Arches in Wood, Iron, and Stone.....	8vo,	2 50
Bridge Trusses.....	8vo,	2 50
Roof Trusses.....	8vo,	1 25
GRIMM—Secondary Stresses in Bridge Trusses.....	8vo,	2 50
HELLER—Stresses in Structures and the Accompanying Deformations.	8vo,	3 00

HOWE—Design of Simple Roof-trusses in Wood and Steel.	8vo,	\$2 00
Influence Lines for the Determination of Maximum Moments in Beams and Trusses.	(In Press.)	
Symmetrical Masonry Arches. Second Edition, Revised.	8vo,	*2 50
Treatise on Arches.	8vo,	4 00
HUDSON—Deflections and Statically Indeterminate Stresses.	Small 4to,	*3 50
Plate Girder Design.	8vo,	*1 50
JACOBY—Structural Details, or Elements of Design in Heavy Framing,	8vo,	*2 25
JOHNSON, BRYAN and TURNEAURE—Theory and Practice in the Designing of Modern Framed Structures. New Edition.		
Part I. Stresses in Simple Structures.	8vo,	*3 00
Part II. Statically Indeterminate Structures and Secondary Stresses	8vo,	*4 00
MERRIMAN and JACOBY—Text-book on Roofs and Bridges:		
Part I. Stresses in Simple Trusses.	8vo,	2 50
Part II. Graphic Statics.	8vo,	2 50
Part III. Bridge Design.	8vo,	2 50
Part IV. Higher Structures.	8vo,	2 50
RICKER—Design and Construction of Roofs.	8vo,	5 00
SONDERICKER—Graphic Statics, with Applications to Trusses, Beams, and Arches.	8vo,	*2 00
WADDELL—De Pontibus, Pocket-book for Bridge Engineers.	16mo, mor.,	2 00
Specifications for Steel Bridges.	12mo,	*0 50

HYDRAULICS.

BARNES—Ice Formation.	8vo,	3 00
BAZIN—Experiments upon the Contraction of the Liquid Vein Issuing from an Orifice. (TRAUTWINE.)	8vo,	2 00
BOVEY—Treatise on Hydraulics.	8vo,	5 00
CHURCH—Diagrams of Mean Velocity of Water in Open Channels.	Oblong 4to, paper,	1 50
Hydraulic Motors.	8vo,	2 00
Mechanics of Fluids (Being Part IV of Mechanics of Engineering)	8vo,	3 00
COFFIN—Graphical Solution of Hydraulic Problems.	16mo, mor.,	2 50
FLATHER—Dynamometers, and the Measurement of Power.	12mo,	3 00
FOLWELL—Water-supply Engineering.	8vo,	4 00
FRIZELL—Water-power.	8vo,	5 00
FUERTES—Water and Public Health.	12mo,	1 50
FULLER—Domestic Water Supplies for the Farm.	8vo,	*1 50
GANGUILLET and KUTTER—General Formula for the Uniform Flow of Water in Rivers and Other Channels. (HERING and TRAUTWINE.)	8vo,	4 00
HAZEN—Clean Water and How to Get It. Second Edition.	Small 8vo,	1 50
Filtration of Public Water-supplies.	8vo,	3 00
HAZELHURST—Towers and Tanks for Water-works.	8vo,	2 50
HERSCHEL—115 Experiments on the Carrying Capacity of Large, Riveted, Metal Conduits.	8vo,	2 00
HOYT and GROVER—River Discharge.	8vo,	2 00
HUBBARD and KIERSTED—Water-works Management and Maintenance.	8vo,	4 00
LYNDON—Development and Electrical Distribution of Water Power.	8vo,	*3 00
MASON—Water-supply. (Considered Principally from a Sanitary Stand- point.)	8vo,	4 00
MERRIMAN—Elements of Hydraulics.	12mo,	*1 00
Treatise on Hydraulics. 9th Edition, Rewritten.	8vo,	*4 00
MOLITOR—Hydraulics of Rivers, Weirs and Sluices.	8vo,	*2 00
MORRISON and BRODIE—High Masonry Dam Design.	8vo,	*1 50
RECTOR—Underground Waters for Commercial Purposes.	12mo,	*1 00
SCHUYLER—Reservoirs for Irrigation, Water-power, and Domestic Water supply. Second Edition, Revised and Enlarged.	Large 8vo,	6 00
THOMAS and WATT—Improvement of Rivers. Second Edition, 2 Vols.	4to,	*7 50
TURNEAURE and RUSSELL—Public Water-supplies.	8vo,	5 00
WEGMANN—Design and Construction of Dams. 6th Ed., enlarged.	4to,	*6 00
Water Supply of the City of New York from 1658 to 1895.	4to,	10 00

WHIPPLE—Value of Pure Water	Small 8vo,	\$1 00
WHITE—Catskill Water Supply of New York City	8vo,	*6 00
WILLIAMS and HAZEN—Hydraulic Tables	8vo,	1 50
WILSON—Irrigation Engineering	8vo,	4 00
WOOD—Turbines	8vo,	2 50

MATERIALS OF ENGINEERING.

BAKER—Roads and Pavements. Second Edition, Revised	8vo,	5 00
Treatise on Masonry Construction	8vo,	5 00
BLACK—United States Public Works	Oblong 4to,	5 00
BLANCHARD and DROWNE—Highway Engineering, as Presented at the Second International Road Congress, Brussels, 1910	8vo,	*2 00
Text-book on Highway Engineering	8vo,	*4 50
BOTTLER—German and American Varnish Making. (SABIN.)	Small 8vo,	*3 50
BURR—Elasticity and Resistance of the Materials of Engineering	8vo,	7 50
BYRNE—Highway Construction	8vo,	5 00
Inspection of the Materials and Workmanship Employed in Construction.	16mo,	3 00
CHURCH—Mechanics of Engineering	8vo,	6 00
Mechanics of Solids (Being Parts I, II, III of Mechanics of Engineer- ing)	8vo,	4 50
Mechanics of Fluids (Being Part IV of Mechanics of Engineering)	8vo,	3 00
DU BOIS—Mechanics of Engineering:		
Vol. I. Kinematics, Statics, Kinetics	Small 4to,	7 50
ECKEL—Building Stones and Clays	8vo,	*3 00
Cements, Limes, and Plasters	8vo,	*6 00
FULLER and JOHNSTON—Applied Mechanics:		
Vol. I. Theory of Statics and Kinetics	8vo,	*2 50
Vol. II. Strength of Materials	(In Preparation.)	
GREENE—Structural Mechanics	8vo,	*2 50
HOLLEY—Analysis of Paint and Varnish Products	Small 8vo,	*2 50
Lead and Zinc Pigments	Small 8vo,	*3 00
HUBBARD—Dust Preventives and Road Binders	8vo,	*3 00
JOHNSON—Materials of Construction	Large 8vo,	6 00
KEEP—Cast Iron	8vo,	2 50
KING—Elements of the Mechanics of Materials and of Power of Transmis- sion	8vo,	*2 50
LANZA—Applied Mechanics	8vo,	7 50
LOWE—Paints for Steel Structures	12mo,	1 00
MAIRE—Modern Pigments and their Vehicles	12mo,	2 00
MAURER—Technical Mechanics	8vo,	4 00
MERRILL—Stones for Building and Decoration	8vo,	5 00
MERRIMAN—Mechanics of Materials	8vo,	5 00
Strength of Materials	12mo,	*1 00
METCALF—Steel. A Manual for Steel-users	12mo,	2 00
MILLS—Materials for Construction	(In Press.)	
MORRISON—Highway Engineering	8vo,	2 50
MURDOCK—Strength of Materials	12mo,	*2 00
PATTON—Practical Treatise on Foundations	8vo,	5 00
RICE—Concrete Block Manufacture	8vo,	2 00
RICHARDSON—Modern Asphalt Pavement	8vo,	3 00
RICHEY—Building Foreman's Pocket Book and Ready Reference. 16mo, mor., Cement Workers' and Plasterers' Edition (Building Mechanics' Ready Reference Series)	16mo, mor.,	*1 50
Handbook for Superintendents of Construction	16mo, mor.,	4 00
Stone and Brick Masons' Edition (Building Mechanics' Ready Reference Series)	16mo, mor.,	*1 50
RIES—Building Stones and Clay Products	8vo,	*3 00
Clays: Their Occurrence, Properties, and Uses	8vo,	*5 00
and LEIGHTON—History of the Clay-working Industry of the United States	8vo,	*2 50
and WATSON—Engineering Geology	(In Press.)	
SABIN—Industrial and Artistic Technology of Paint and Varnish	8vo,	3 00
SMITH—Strength of Material	12mo,	*1 25
SNOW—Principal Species of Wood	8vo,	3 50

BISHOP—Structural Drafting	(In Press.)	
BLESSING and DARLING—Descriptive Geometry	8vo,	*\$1 50
Elements of Drawing	8vo,	*1 50
COOLIDGE—Manual of Drawing	8vo, paper,	1 00
and FREEMAN—Elements of General Drafting for Mechanical Engineers	Oblong 4to,	2 50
DURLEY—Kinematics of Machines	8vo,	4 00
EMCH—Introduction to Projective Geometry and its Application	8vo,	2 50
FRENCH and IVES—Stereotomy	8vo,	2 50
GREENBERG and HOWE—Architectural Drafting	Oblong 4to,	*1 50
HESS—Graphics and Structural Design	8vo,	*3 00
HILL—Text-book on Shades and Shadows, and Perspective	8vo,	2 00
HOWE—Agricultural Drafting	oblong quarto,	*1 25
Reference and Problem Sheets to accompany Agricultural Drafting.	each,	*0 02
JAMES and MACKENZIE—Working Drawings of Machinery	8vo,	*2 00
JAMISON—Advanced Mechanical Drawing	8vo,	2 00
Elements of Mechanical Drawing	8vo,	2 50
JONES—Machine Design:		
Part I. Kinematics of Machinery	8vo,	1 50
Part II. Form, Strength, and Proportions of Parts	8vo,	3 00
KIMBALL and BARR—Machine Design	8vo,	*3 00
MACCORD—Elements of Descriptive Geometry	8vo,	3 00
Kinematics; or, Practical Mechanism	8vo,	5 00
Mechanical Drawing	4to,	4 00
Velocity Diagrams	8vo,	1 50
MCLEOD—Descriptive Geometry	Small 8vo,	1 50
MAHAN—Descriptive Geometry and Stone-cutting	8vo,	*1 50
Industrial Drawing. (THOMPSON.)	8vo,	3 50
MOYER—Descriptive Geometry	8vo,	2 00
REED—Topographical Drawing and Sketching	4to,	5 00
REID—Mechanical Drawing. (Elementary and Advanced.)	8vo,	*2 00
Text-book of Mechanical Drawing and Elementary Machine Design. 8vo,		3 00
ROBINSON—Principles of Mechanism	8vo,	3 00
SCHWAMB and MERRILL—Elements of Mechanism	8vo,	3 00
SMITH (A. W.) and MARX—Machine Design	8vo,	3 00
(R. S.)—Manual of Topographical Drawing. (McMILLAN.)	8vo,	2 50
TITSWORTH—Elements of Mechanical Drawing	Oblong large 8vo,	*1 25
TRACY and NORTH—Descriptive Geometry	Oblong,	*2 00
WARREN—Elements of Descriptive Geometry, Shadows, and Perspective. 8vo,		3 50
Elements of Machine Construction and Drawing	8vo,	7 50
Elements of Plane and Solid Free-hand Geometrical Drawing	12mo,	1 00
General Problems of Shades and Shadows	8vo,	3 00
Manual of Elementary Problems in the Linear Perspective of Forms and		
Shadows	12mo,	1 00
Manual of Elementary Projection Drawing	12mo,	1 50
Plane Problems in Elementary Geometry	12mo,	1 25
WEISBACH—Kinematics and Power of Transmission. (HERRMANN and		
KLEIN.)	8vo,	5 00
WILSON (H. M.)—Topographic, Trigonometric and Geodetic Surveying. 8vo,		3 50
(V. T.) Descriptive Geometry	8vo,	*1 50
Free-hand Lettering	8vo,	1 00
Free-hand Perspective	8vo,	2 50
WOOLF—Elementary Course in Descriptive Geometry	Large 8vo,	3 00

ELECTRICITY AND PHYSICS.

ABEGG—Theory of Electrolytic Dissociation. (VON ENDE.)	12mo,	*1 25
ANTHONY and BALL—Lecture-notes on the Theory of Electrical Measure-		
ments	12mo,	1 00
and BRACKETT—Text-book of Physics. (MAGIE.)	Small 8vo,	3 00
BENJAMIN—History of Electricity	8vo,	3 00
BETTS—Lead Refining and Electrolysis	8vo,	4 00
BURGESS and LE CHATELIER—Measurement of High Temperatures. Third		
Edition	8vo,	*4 00

CALDERWOOD—Wiring Exercises (Loose Leaf Lab. Manual). (<i>In Preparation.</i>)	
CLASSEN—Quantitative Analysis by Electrolysis. (HALL).....	8vo, *\$2 50
CLEWELL—Laboratory Manual, Direct and Alternating Current.....	8vo, *1 00
COLLINS—Manual of Wireless Telegraphy and Telephony.....	12mo, *1 50
CREHORE and SQUIER—Polarizing Photo-chronograph.....	8vo, 3 00
DANNEEL—Electrochemistry. (MERRIAM).....	12mo, *1 25
DAWSON—"Engineering" and Electric Traction Pocket-book.....	16mo, mor., 5 00
DOLEZALEK—Theory of the Lead Accumulator (Storage Battery). (VON ENDE).....	12mo, 2 50
DUHEM—Thermodynamics and Chemistry. (BURGESS).....	8vo, 4 00
FLATHER—Dynamometers, and the Measurement of Power.....	12mo, 3 00
GETMAN—Introduction to Physical Science.....	12mo, *1 50
GILBERT—De Magnete. (MOTTELAY).....	8vo, 2 50
HANCHETT—Alternating Currents.....	12mo, *1 00
HERING—Ready Reference Tables (Conversion Factors).....	16mo, mor., 2 50
HIGBIE—Electric Lighting and Distribution..... (<i>In Preparation.</i>)	
HOBART and ELLIS—High-speed Dynamo Electric Machinery.....	8vo, *6 00
HOLMAN—Precision of Measurements.....	8vo, 2 00
Telescope-Mirror-scale Method, Adjustments, and Tests....	Large 8vo, 0 75
HUTCHINSON—High-Efficiency Electrical Illuminants and Illumination.	Small 8vo, *2 50
JONES—Electric Ignition for Combustion Motors.....	8vo, *4 00
KARAPETOFF—Elementary Electrical Testing (Loose Leaf Lab. Manual)	4to, Paper, *0 50
Single Exercises, each.....	*0 02
Experimental Electrical Engineering:	
Vol. I.....	8vo, *3 50
Vol. II.....	8vo, *2 50
KINZBRUNNER—Testing of Continuous-current Machines.....	8vo, 2 00
KOCH—Mathematics of Applied Electricity.....	Small 8vo, *3 00
LANDAUER—Spectrum Analysis. (TINGLE).....	8vo, 3 00
LAUFFER—Electrical Injuries.....	16mo, *0 50
Resuscitation, from Electric and Traumatic Shock, etc.....	16mo, *0 40
In lots of 100 Copies or more.....	*0 30
LÖB—Electrochemistry of Organic Compounds. (LORENZ).....	8vo, 3 00
LYNDON—Development and Electrical Distribution of Water Power.....	8vo, *3 00
LYONS—Treatise on Electromagnetic Phenomena. Vols. I and II, 8vo, each,	*6 00
MARTIN—Measurement of Induction Shocks.....	12mo, *1 25
MICHIE—Elements of Wave Motion Relating to Sound and Light.....	8vo, *4 00
MORECROFT—Continuous and Alternating Current Machinery....	Small 8vo, *1 75
MORGAN—Physical Chemistry for Electrical Engineers.....	12mo, *1 50
NORRIS—Introduction to the Study of Electrical Engineering.....	8vo, *2 50
PARSHALL and HOBART—Electric Machine Design.....	4to, half mor., *12 50
REAGAN—Locomotives: Simple, Compound, and Electric.....	Small 8vo, 3 50
ROBINSON—Elements of Electricity.....	8vo, *2 50
RODENHAUSER and SCHOENAWA—Electric Furnaces in the Iron and Steel Industry (VOM BAUR).....	8vo, *3 50
ROSENBERG—Electrical Engineering. (HALDANE GEE—KINZBRUNNER.)	8vo, *2 00
RYAN—Design of Electrical Machinery:	
Vol. I. Direct Current Dynamos.....	8vo, *1 50
Vol. II. Alternating Current Transformers.....	8vo, *1 50
Vol. III. Alternators, Synchronous Motors, and Rotary Converters.	8vo, *1 50
SCHAPPER—Laboratory Guide for Students in Physical Chemistry....	12mo, 1 00
TILLMAN—Elementary Lessons in Heat.....	8vo, *1 50
TIMBIE—Answers to Problems in Elements of Electricity.....	12mo, Paper, *0 25
Answers to Problems in Essentials of Electricity.....	12mo, paper, *0 25
Electrical Measurements, A. C. and D. C. (Loose Leaf Lab. Manual).	
4to, Paper, *0 85	
Single Exercises, each.....	*0 02
Elements of Electricity.....	Small 8vo, *2 00
Essentials of Electricity.....	12mo, *1 25
Introduction to Industrial Electricity..... (<i>In Preparation.</i>)	
and HIGBIE—Alternating Currents.....	(<i>In Preparation.</i>)
TORY and PITCHER—Manual of Laboratory Physics.....	Small 8vo, 2 00
ULKE—Modern Electrolytic Copper Refining.....	8vo, 3 00
WATERS—Commercial Dynamo Design.....	8vo, *2 00

LAW.

BRENNAN—Hand-book of Useful Legal Information for Business Men.	16mo, mor., *\$5 00
DAVIS—Elements of Law.	8vo, *2 50
Treatise on the Military Law of United States. Third Edition,	
Revised.	8vo, *7 00
DUDLEY—Military Law and the Procedure of Courts-martial.	Small 8vo, *2 50
MANUAL FOR COURTS MARTIAL.	16mo, mor., 1 50
WAIT—Engineering and Architectural Jurisprudence.	8vo, 6 00
	Sheep, 6 50
Law of Contracts.	8vo, 3 00
LAW of Operations Preliminary to Construction in Engineering and	
Architecture.	8vo, 5 00
	Sheep, 5 50

MATHEMATICS.

BAKER—Elliptic Functions.	8vo, 1 50
BRIGGS—Elements of Plane Analytic Geometry. (BÖCHER.)	12mo, 1 00
BUCHANAN—Plane and Spherical Trigonometry.	8vo, *1 00
BURNHAM—Mechanics for Machinists.	(In Preparation.)
Shop Mathematics for Machinists.	(In Preparation.)
BYERLY—Harmonic Functions.	8vo, 1 00
CARMICHAEL—Theory of Numbers.	8vo, 1 00
Theory of Relativity.	8vo, 1 00
CHANDLER—Elements of the Infinitesimal Calculus.	12mo, 2 00
COFFIN—Vector Analysis.	12mo, *2 50
COMPTON—Manual of Logarithmic Computations.	12mo, 1 50
DICKSON—College Algebra.	Small 8vo, *1 50
Elementary Theory of Equations.	(In Press.)
Introduction to the Theory of Algebraic Equations.	Small 8vo, *1 25
EMCH—Introduction to Projective Geometry and its Application.	8vo, 2 50
FISKE—Functions of a Complex Variable.	8vo, 1 00
HALSTED—Elementary Synthetic Geometry.	8vo, 1 50
Elements of Geometry.	8vo, 1 75
Rational Geometry.	12mo, *1 50
Synthetic Projective Geometry.	8vo, 1 00
HANCOCK—Lectures on the Theory of Elliptic Functions.	8vo, *5 00
HYDE—Grassmann's Space Analysis.	8vo, 1 00
JOHNSON (J. B.) Three-place Logarithmic Tables: Vest-pocket size, paper,	*0 15
100 copies,	*5 00
Mounted on heavy cardboard, 8×10 inches,	*0 25
10 copies,	*2 00
(W. W.) Abridged Editions of Differential and Integral Calculus.	
Small 8vo, 1 vol.,	2 50
Curve Tracing in Cartesian Co-ordinates.	12mo, 1 00
Differential Equations.	8vo, 1 00
Elementary Treatise on Differential Calculus.	Small 8vo, 1 50
Elementary Treatise on the Integral Calculus.	Small 8vo, 1 50
Theoretical Mechanics.	12mo, *3 00
Theory of Errors and the Method of Least Squares.	12mo, 1 50
Treatise on Differential Calculus.	Small 8vo, 3 00
Treatise on the Integral Calculus.	Small 8vo, 3 00
Treatise on Ordinary and Partial Differential Equations.	Small 8vo, 3 50
KARAPETOFF—Engineering Applications of Higher Mathematics:	
Part I. Problems on Machine Design.	Small 8vo, *0 75
KOCH—Mathematics of Applied Electricity.	Small 8vo, *3 00
LAPLACE—Philosophical Essay on Probabilities. (TRUSCOTT and EMORY.)	
12mo,	2 00
LE MESSURIER—Key to Professor W. W. Johnson's Differential Equations.	
Small 8vo,	*1 75

LUDLOW—Logarithmic and Trigonometric Tables	8vo, *\$1 00
and BASS—Elements of Trigonometry and Logarithmic and Other Tables	8vo, *3 00
Trigonometry and Tables published separately	Each, *2 00
MACFARLANE—Vector Analysis and Quaternions	8vo, 1 00
McMAHON—Hyperbolic Functions	8vo, 1 00
MANNING—Irrational Numbers and their Representation by Sequences and Series	12mo, 1 25
MARSH—Constructive Text Book on Practical Mathematics:	
Vol. I. Industrial Mathematics	Small 8vo, *2 00
Vol. II. Technical Algebra. Part I.	Small 8vo, *2 00
Vol. III. Technical Trigonometry	Small 8vo, * 03
MATHEMATICAL MONOGRAPHS. Edited by MANSFIELD MERRIMAN and ROBERT S. WOODWARD	Octavo, each, 1 00
No. 1. History of Modern Mathematics, by DAVID EUGENE SMITH.	
No. 2. Synthetic Projective Geometry, by GEORGE BRUCE HALSTED.	
No. 3. Determinants, by LAENAS GIFFORD WELD.	
No. 4. Hyperbolic Functions, by JAMES McMAHON.	
No. 5. Harmonic Functions, by WILLIAM E. BYERLY.	
No. 6. Grassmann's Space Analysis, by EDWARD W. HYDE.	
No. 7. Probability and Theory of Errors, by ROBERT S. WOODWARD.	
No. 8. Vector Analysis and Quaternions, by ALEXANDER MACFARLANE.	
No. 9. Differential Equations, by WILLIAM WOOLSEY JOHNSON.	
No. 10. The Solution of Equations, by MANSFIELD MERRIMAN.	
No. 11. Functions of a Complex Variable, by THOMAS S. FISKE.	
No. 12. Theory of Relativity, by ROBT. D. CARMICHAEL.	
No. 13. Theory of Numbers, by ROBT. D. CARMICHAEL.	
MAURER—Technical Mechanics	8vo, 4 00
MERRIMAN—Method of Least Squares	8vo, 2 00
Solution of Equations	8vo, 1 00
MORITZ—Elements of Plane Trigonometry	8vo, *2 00
High School Edition	Small 8vo, *1 00
Spherical Trigonometry	8vo, *1 00
Plane and Spherical Combined	8vo, *2 50
RICE and JOHNSON—Differential and Integral Calculus. 2 vols. in one.	
Elementary Treatise on the Differential Calculus	Small 8vo, 1 50
Solution of Equations	Small 8vo, 3 00
SMITH—History of Modern Mathematics	8vo, 1 00
VEBLEN and LENNES—Introduction to the Real Infinitesimal Analysis of One Variable	8vo, *2 00
WATERBURY—Vest Pocket Hand-book of Mathematics for Engineers.	
2¼ × 5¼ inches, mor., *1 00	
Enlarged Edition, Including Tables	mor., *1 50
WELD—Determinants	8vo, 1 00
WOOD—Elements of Co-ordinate Geometry	8vo, 2 00
WOODWARD—Probability and Theory of Errors	8vo, 1 00

MECHANICAL ENGINEERING.

* MATERIALS OF ENGINEERING, STEAM-ENGINES AND BOILERS.

BACON—Forge Practice	12mo, 1 50
BALDWIN—Steam Heating for Buildings	12mo, 2 50
BARR and WOOD—Kinematics of Machinery	8vo, 2 50
BARTLETT—Mechanical Drawing. Third Edition	8vo, 3 00
Abridgment of the Second Edition	8vo, *1 50
BURR—Ancient and Modern Engineering and the Isthmian Canal	8vo, *3 50
CARPENTER—Heating and Ventilating Buildings	8vo, 4 00
and DIEDERICHS—Experimental Engineering	8vo, *6 00
CLERK—The Gas, Petrol and Oil Engine. Vol. I.	8vo, *4 00
and BURLS—The Gas, Petrol, and Oil Engine. Vol. II.	8vo, *7 50
COMPTON—First Lessons in Metal Working	12mo, 1 50
and DE GROODT—Speed Lathe	12mo, 1 50
COOLIDGE—Manual of Drawing	8vo, paper, 1 00
and FREEMAN—Elements of General Drafting for Mechanical Engi- neers	Oblong 4to, 2 50

CROMWELL—Treatise on Belts and Pulleys	12mo,	\$1 50
Treatise on Toothed Gearing	12mo,	1 50
DINGEY—Machinery Pattern Making	12mo,	2 00
DURLEY—Kinematics of Machines	8vo,	4 00
FLANDERS—Gear-cutting Machinery	Small 8vo,	3 00
FLATHER—Dynamometers and the Measurement of Power	12mo,	3 00
Rope Driving	12mo,	2 00
FULLER and JOHNSTON—Applied Mechanics:		
Vol. I. Theory of Statics and Kinetics	8vo,	*2 50
Vol. II. Strength of Materials	(In Preparation.)	
GILL—Gas and Fuel Analysis for Engineers	12mo,	1 25
GOSS—Locomotive Sparks	8vo,	2 00
GREENE—Elements of Heating and Ventilation	8vo,	*2 50
Pumping Machinery	8vo,	*4 00
HERING—Ready Reference Tables (Conversion Factors)	16mo, mor.,	2 50
HIRSHFELD and ULBRICHT—Gas Engines for the Farm	Small 8vo,	*1 50
Gas Power	Small 8vo,	*1 25
Steam Power	(In Preparation.)	
HOBART and ELLIS—High Speed Dynamo Electric Machinery	8vo,	*6 00
HUTTON—Gas Engine	8vo,	5 00
JAMES and MacKENZIE—Working Drawings of Machinery	8vo,	*2 00
JAMISON—Advanced Mechanical Drawing	8vo,	2 00
Elements of Mechanical Drawing	8vo,	2 50
JONES—Gas Engine	8vo,	4 00
Machine Design:		
Part I. Kinematics of Machinery	8vo,	1 50
Part II. Form, Strength, and Proportions of Parts	8vo,	3 00
KAUP—Machine Shop Practice	Small 8vo,	*1 25
and CHAMBERLAIN—Text-book on Tool Making	(In Preparation.)	
KENT—Mechanical Engineers' Pocket-Book	16mo, mor.,	*5 00
KERR—Power and Power Transmission	8vo,	2 00
KIMBALL and BARR—Machine Design	8vo,	*3 00
KING—Elements of the Mechanics of Materials and of Power of Trans-		
mission	8vo,	*2 50
LANZA—Dynamics of Machinery	8vo,	*2 50
LEONARD—Machine Shop Tools and Methods	8vo,	4 00
LEVIN—Modern Gas Engine and the Gas Producer	8vo,	*4 00
MACCORD—Kinematics; or, Practical Mechanism	8vo,	5 00
Mechanical Drawing	4to,	4 00
Velocity Diagrams	8vo,	1 50
MACFARLAND—Standard Reduction Factors for Gases	8vo,	1 50
MACINTIRE—Mechanical Refrigeration	8vo,	*4 00
MAHAN—Industrial Drawing. (THOMPSON.)	8vo,	3 50
MEHRTENS—Gas Engine Theory and Design	Small 8vo,	2 50
MORECROFT—Electric Machinery. Text-book	Small 8vo,	*1 50
OBERG—Handbook of Small Tools	Small 8vo,	2 50
PARSHALL and HOBART—Electric Machine Design	Small 4to, half leather,	*12 50
PEELE—Compressed Air Plant. Second Edition, Revised and Enlarged.		
8vo, *3 70		
8vo, 3 00		
POOLE—Calorific Power of Fuels	8vo,	3 00
PORTER—Engineering Reminiscences, 1855 to 1882	8vo,	*3 00
REID—Mechanical Drawing. (Elementary and Advanced.)	8vo,	*2 00
Text-book of Mechanical Drawing and Elementary Machine Design.		
8vo, 3 00		
RICHARDS—Compressed Air	12mo,	1 50
ROBINSON—Principles of Mechanism	8vo,	3 00
RYAN—Design of Electrical Machinery:		
Vol. I. Direct Current Dynamos	8vo,	*1 50
Vol. II. Alternating Current Transformers	8vo,	*1 50
Vol. III. Alternators, Synchronous Motors, and Rotary Converters.		
8vo, *1 50		
SCHWAMB and MERRILL—Elements of Mechanism	8vo,	3 00
SMITH (O.)—Press-working of Metals	8vo,	3 00
(A. W.) and MARK—Machine Design	8vo,	3 00
SOREL—Carbureting and Combustion in Alcohol Engines. (WOODWARD and		
PRESTON.)	Small 8vo,	3 00
STONE—Practical Testing of Gas and Gas Meters	8vo,	3 50

THURSTON—Animal as a Machine and Prime Motor, and the Laws of Energetics.	12mo,	\$1 00
Treatise on Friction and Lost Work in Machinery and Mill Work.	8vo,	3 00
TILLSON—Complete Automobile Instructor.	16mo,	*1 50
TITSWORTH—Elements of Mechanical Drawing.	Oblong 8vo,	*1 25
TURNER and TOWN—Pattern Making.	(In Preparation.)	
WARREN—Elements of Machine Construction and Drawing.	8vo,	7 50
WATERBURY—Vest Pocket Hand-book of Mathematics for Engineers.	2½ X 5¼ inches, mor.,	*1 00
Enlarged Edition, Including Tables.	mor.,	*1 50
WEISBACH—Kinematics and the Power of Transmission. (HERRMANN—KLEIN.)	8vo,	5 00
Machinery of Transmission and Governors. (HERRMANN—KLEIN.)	8vo,	5 50
WOOD—Turbines.	8vo,	2 00

MATERIALS OF ENGINEERING.

BOTTLER—German and American Varnish Making. (SABIN.)	Small 8vo,	*3 50
BURR—Elasticity and Resistance of the Materials of Engineering.	8vo,	7 50
CHURCH—Mechanics of Engineering.	8vo,	6 00
Mechanics of Solids (Being Parts I, II, III of Mechanics of Engineering).	8vo,	4 50
FULLER and JOHNSTON—Applied Mechanics:		
Vol. I. Theory of Statics and Kinetics.	8vo,	*2 50
Vol. II. Strength of Materials.	(In Preparation.)	
GREENE—Structural Mechanics.	8vo,	*2 50
HOLLEY—Analysis of Paint and Varnish Products.	Small 8vo,	*2 50
Lead and Zinc Pigments.	Small 8vo,	*3 00
JOHNSON (C. M.)—Rapid Methods for the Chemical Analysis of Special Steels, Steel-making Alloys and Graphite. Second Edition. Rewritten.	8vo,	*3 00
(J. B.) Materials of Construction.	8vo,	6 00
KEEP—Cast Iron.	8vo,	2 50
KING—Elements of the Mechanics of Materials and of Power of Transmission.	8vo,	*2 50
LANZA—Applied Mechanics.	8vo,	7 50
LOWE—Paints for Steel Structures.	12mo,	1 00
MAIRE—Modern Pigments and their Vehicles.	12mo,	2 00
MARTIN—Text-Book of Mechanics:		
Vol. I. Statics.	12mo,	*1 25
Vol. II. Kinematics and Kinetics.	12mo,	*1 50
Vol. III. Mechanics of Materials.	12mo,	*1 50
Vol. IV. Applied Statics.	12mo,	*1 50
MAURER—Technical Mechanics.	8vo,	4 00
MERRIMAN—Mechanics of Materials.	8vo,	5 00
Strength of Materials.	12mo,	*1 00
METCALF—Steel. A Manual for Steel-users.	12mo,	2 00
MILLS—Materials of Construction.	(In Press.)	
MURDOCK—Strength of Materials.	12mo,	*2 00
SABIN—Industrial and Artistic Technology of Paint and Varnish.	8vo,	3 00
SMITH (A. W.)—Materials of Machines.	12mo,	1 00
(H. E.)—Strength of Material.	12mo,	*1 25
THURSTON—Materials of Engineering.	3 vols., 8vo,	8 00
Part I. Non-metallic Materials of Engineering.	8vo,	2 00
Part II. Iron and Steel.	8vo,	3 50
Part III. A Treatise on Brasses, Bronzes, and Other Alloys and their Constituents.	8vo,	2 50
WATERBURY—Laboratory Manual for Testing Materials of Construction.	12mo,	*1 50
WOOD (DE V.)—Elements of Analytical Mechanics.	8vo,	3 00
Treatise on the Resistance of Materials and an Appendix on the Preservation of Timber.	8vo,	2 00
(M. P.) Rustless Coatings. Corrosion and Electrolysis of Iron and Steel.	8vo,	4 00

STEAM-ENGINES AND BOILERS.

ABRAHAM—Steam Economy in the Sugar Factory. (BAYLE.)	12mo, *\$1 50
BERRY—Temperature-entropy Diagram. Third Edition Revised and Enlarged.	12mo, 2 50
CARNOT—Reflections on the Motive Power of Heat. (THURSTON).	12mo, 1 50
CHASE—Art of Pattern Making.	12mo, 2 50
CREIGHTON—Steam-engine and other Heat Motors.	8vo, 5 00
DAWSON—"Engineering" and Electric Traction Pocket-book.	16mo, mor., 5 00
GEBHARDT—Steam Power Plant Engineering. Fourth Edition.	8vo, *4 00
GOSS—Locomotive Performance.	8vo, 5 00
HEMENWAY—Indicator Practice and Steam-engine Economy.	12mo, 2 00
HIRSHFELD and BARNARD—Heat Power Engineering.	8vo, *5 00
and ULBRICHT—Steam Power.	(In Preparation.)
HUTTON—Heat and Heat-engines.	8vo, 5 00
Mechanical Engineering of Power Plants.	8vo, 5 00
KENT—Steam Boiler Economy.	8vo, 4 00
KING—Steam Engineering.	8vo, *4 00
KNEASS—Practice and Theory of the Injector.	8vo, 1 50
MACCORD—Slide-valves.	8vo, 2 00
MEYER—Modern Locomotive Construction.	4to, 10 00
MILLER, BERRY, and RILEY—Problems in Thermodynamics.	8vo, paper, 0 75
MOYER—Steam Turbines.	8vo, 4 00
PEABODY—Manual of the Steam-engine Indicator.	12mo, 1 50
Tables of the Properties of Steam and Other Vapors and Temperature-Entropy Table.	8vo, 1 00
Thermodynamics of the Steam-engine and Other Heat-engines.	8vo, 5 00
Thermodynamics of the Steam Turbine.	8vo, *3 00
Valve-gears for Steam-engines.	8vo, 2 50
and MILLER—Steam-boilers.	8vo, 4 00
PERKINS—Introduction to General Thermodynamics.	12mo, *1 50
PUPIN—Thermodynamics of Reversible Cycles in Gases and Saturated Vapors. (OSTERBERG.)	12mo, 1 25
RANDALL—Heat. A Manual for Technical and Industrial Students.	Small, 8vo, *1 50
Exercises in Heat (Loose Leaf Lab. Manual). Single Exercises, each.	*0 02
REAGAN—Locomotives: Simple, Compound, and Electric. New Edition.	Small 8vo, 3 50
SINCLAIR—Locomotive Engine Running and Management.	12mo, 2 00
SMART—Handbook of Engineering Laboratory Practice.	12mo, 2 50
SNOW—Steam-boiler Practice.	8vo, 3 00
SPANGLER—Notes on Thermodynamics.	12mo, 1 00
Valve-gears.	8vo, 2 50
GREENE, and MARSHALL—Elements of Steam-engineing.	8vo, 3 00
THOMAS—Steam-turbines.	8vo, 4 00
THURSTON—Manual of Steam-boilers, their Designs, Construction, and Operation.	8vo, 5 00
Manual of the Steam-engine.	2 vols., 8vo, 10 00
Part I. History, Structure, and Theory.	8vo, 6 00
Part II. Design, Construction, and Operation.	8vo, 6 00
WEHRENFENNIG—Analysis and Softening of Boiler Feed-water. (PATTERSON.)	8vo, 4 00
WEISBACH—Heat, Steam, and Steam-engines. (DU BOIS.)	8vo, 5 00
WHITMAN—Heat for Students of Household Science.	(In Preparation.)
WOOD—Thermodynamics, Heat Motors, and Refrigerating Machines.	8vo, 4 00

MECHANICS PURE AND APPLIED.

BURNHAM—Mechanics for Machinists.	(In Preparation.)
CHURCH—Mechanics of Engineering.	8vo, 6 00
Mechanics of Solids (Being Parts I, II, III of Mechanics of Engineering).	8vo, 4 50
Mechanics of Fluids (Being Part IV of Mechanics of Engineering).	8vo, 3 00
Mechanics of Internal Work.	8vo, *1 50
Notes and Examples in Mechanics.	8vo, 2 00

DANA—Text-book of Elementary Mechanics for Colleges and Schools.	12mo,	\$1 50
DU BOIS—Elementary Principles of Mechanics:		
Vol. I. Kinematics.	8vo,	3 50
Vol. II. Statics.	8vo,	4 00
Mechanics of Engineering. Vol. I.	Small 4to,	7 50
FULLER and JOHNSTON—Applied Mechanics:		
Vol. I. Theory of Statics and Kinetics.	8vo,	*2 50
Vol. II. Strength of Materials.	(In Preparation.)	
GREENE—Structural Mechanics.	8vo,	*2 50
HARTMANN—Elementary Mechanics for Engineering Students.	12mo,	*1 25
JAMES—Kinematics of a Point and the Rational Mechanics of a Particle.	Small 8vo,	2 00
JAMESON—Elementary Practical Mechanics.	12mo,	*1 50
Exercises in Mechanics (Loose Leaf Manual).	4to, paper,	*0 85
Single exercises, 2-5 cents, net, each, according to number of pages.		
JOHNSON—Theoretical Mechanics.	12mo,	*3 00
KING—Elements of the Mechanics of Materials and of Power of Transmission.	8vo,	*2 50
KOTTCAMP—Exercises for the Applied Mechanics Laboratory, Loose Leaf Laboratory Manual.	Oblong 4to, paper,	*1 00
LANZA—Applied Mechanics.	8vo,	7 50
MARTIN—Text Book of Mechanics:		
Vol. I. Statics.	12mo,	*1 25
Vol. II. Kinematics and Kinetics.	12mo,	*1 50
Vol. III. Mechanics of Materials.	12mo,	*1 50
Vol. IV. Applied Statics.	12mo,	*1 50
MAURER—Technical Mechanics. Third Edition. Rewritten.	8vo,	*2 50
MERRIMAN—Elements of Mechanics.	12mo,	*1 00
Mechanics of Materials.	8vo,	5 00
MICHIE—Elements of Analytical Mechanics.	8vo,	*4 00
ROBINSON—Principles of Mechanism.	8vo,	*3 00
SANBORN—Mechanics Problems.	Small 8vo,	*1 50
SCHWAMB and MERRILL—Elements of Mechanism.	8vo,	3 00
WOOD—Elements of Analytical Mechanics.	8vo,	3 00
Principles of Elementary Mechanics.	12mo,	1 25

MEDICAL.

ABDERHALDEN—Physiological Chemistry in Thirty Lectures. (HALL and DEFREN.)	8vo,	*5 00
BOLDUAN—Immune Sera.	12mo,	*1 50
BORDET—Studies in Immunity. (GAY.)	8vo,	6 00
CHAPIN—The Sources and Modes of Infection.	Small 8vo,	*3 00
COHNHEIM—Enzymes.	12mo,	*1 50
DAVENPORT—Statistical Methods with Special Reference to Biological Variations.	16mo, mor.,	1 50
DE FURSAC—Manual of Psychiatry. (ROSANOFF and COLLINS.)	Small 8vo,	*2 50
EFFRONT—Enzymes and Their Applications. (PRESCOTT.)	8vo,	3 00
EHRlich—Studies on Immunity. (BOLDUAN.)	8vo,	6 00
EULER—General Chemistry of the Enzymes. (POPE.)	8vo,	*3 00
FISCHER—Nephritis.	Small 8vo,	*2 50
Oedema.	8vo,	*2 00
Physiology of Alimentation.	Small 8vo,	*2 00
FULLER—Qualitative Analysis of Medicinal Preparations.	12mo,	*1 50
HAMMARSTEN—Text-book on Physiological Chemistry. (MANDEL.)	8vo,	*4 00
JACKSON—Directions for Laboratory Work in Physiological Chemistry.	8vo,	1 25
LASSAR-COHN—Praxis of Urinary Analysis. (LORENZ.)	12mo,	1 00
LAUFFER—Electrical Injuries.	16mo,	*0 50
MANDEL—Hand-book for the Bio-Chemical Laboratory.	12mo,	1 50
MARTIN—Measurement of Induction Shocks.	12mo,	*1 25
NELSON—Analysis of Drugs and Medicines.	12mo,	*3 00
PAULI—Physical Chemistry in the Service of Medicine. (FISCHER.)	12mo,	*1 25
POZZI-ESCOT—Toxins and Venoms and their Antibodies. (COHN.)	12mo,	*1 00
ROSTOSKI—Serum Diagnosis. (BOLDUAN.)	12mo,	1 00
RUDDIMAN—Incompatibilities in Prescriptions.	8vo,	2 00
Whys in Pharmacy.	12mo,	1 00

SALKOWSKI—Physiological and Pathological Chemistry. (ORNDORFF.)	8vo.	\$2 50
SATTERLEE—Outlines of Human Embryology	12mo.	*1 25
SMITH—Lecture Notes on Chemistry for Dental Students	8vo.	*2 50
VON BEHRING—Suppression of Tuberculosis. (Bolduan.)	12mo.	1 00
WHIPPLE—Typhoid Fever	Small 8vo.	*3 00
WOODHULL—Military Hygiene for Officers of the Line	Small 8vo.	*1 50
Personal Hygiene	12mo.	*1 00
WORCESTER and ATKINSON—Small Hospitals Establishment and Maintenance, and Suggestions for Hospital Architecture, with Plans for a Small Hospital	12mo.	1 25

METALLURGY.

BETTS—Lead Refining by Electrolysis	8vo.	4 00
BOLLAND—Encyclopedia of Founding and Dictionary of Foundry Terms used in the Practice of Moulding	12mo.	3 00
Iron Founder	12mo.	2 50
BORCHERS—Metallurgy. (HALL and HAYWARD.)	8vo.	*3 00
BURGESS and LE CHATELIER—Measurement of High Temperatures. Third Edition	8vo.	*4 00
DOUGLAS—Untechnical Addresses on Technical Subjects	12mo.	1 00
GOESEL—Minerals and Metals: A Reference Book	16mo. mor.	3 00
ILES—Lead-smelting	12mo.	*2 50
JOHNSON—Rapid Methods for the Chemical Analysis of Special Steels, Steel-making Alloys and Graphite. 2d Edition. Rewritten	8vo.	*3 00
KEEP—Cast Iron	8vo.	2 50
METCALF—Steel. A Manual for Steel-users	12mo.	2 00
MINET—Production of Aluminum and its Industrial Use. (WALDO.)	12mo.	2 50
PALMER—Foundry Practice	Small 8vo.	*2 00
PRICE and MEADE—Technical Analysis of Brass	12mo.	*2 00
RODENHAUSER and SCHOENAWA—Electric Furnaces in the Iron and Steel Industry. (VOM BAUR.)	8vo.	*3 50
RUER—Elements of Metallography. (MATHEWSON.)	8vo.	*3 00
SMITH—Materials of Machines	12mo.	1 00
TATE and STONE—Foundry Practice	12mo.	2 00
THURSTON—Materials of Engineering. In Three Parts	8vo.	8 00
Part I. Non-metallic Materials of Engineering, see Civil Engineering, page 10.		
Part II. Iron and Steel	8vo.	3 50
Part III. A Treatise on Brasses, Bronzes, and Other Alloys and Their Constituents	8vo.	2 50
ULKE—Modern Electrolytic Copper Refining	8vo.	3 00
WEST—American Foundry Practice	12mo.	2 50
Moulders' Text Book	12mo.	2 50

MILITARY AND MARINE ENGINEERING.

ARMY AND NAVY.

BERNADOU—Smokeless Powder, Nitro-cellulose, and the Theory of the Cellulose Molecule	12mo.	2 50
CHASE—Art of Pattern Making	12mo.	2 50
Screw Propellers and Marine Propulsion	8vo.	3 00
CLOKE—Enlisted Specialists' Examiner	8vo.	*2 00
Gunner's Examiner	8vo.	*1 50
CRAIG—Azimuth	4to.	3 50
CREHORE and SQUIER—Polarizing Photo-chronograph	8vo.	3 00
DAVIS—Elements of Law	8vo.	*2 50
Treatise on the Military Law of United States. 3d Ed., Revised	8vo.	*7 00
DUDLEY—Military Law and the Procedure of Courts-martial	Small 8vo.	*2 50
DURAND—Resistance and Propulsion of Ships	8vo.	5 00
DYER—Handbook of Light Artillery	12mo.	*3 00
DYSON—Screw Propellers and Estimation of Power. Two Volumes:		*7 50
Vol. I. Text	8vo.	
Vol. II. Plates	Oblong.	

BEISSLER—Modern High Explosives.	8vo,	\$4 00
FIEBEGER—Text-book on Field Fortification.	Small 8vo,	*2 00
HAMILTON and BOND—The Gunner's Catechism.	18mo,	1 00
HOFF—Elementary Naval Tactics.	8vo,	*1 50
INGALLS—Handbook of Problems in Direct Fire.	8vo,	4 00
Interior Ballistics.	8vo,	*3 00
LISSAK—Ordnance and Gunnery.	8vo,	*6 00
LUDLOW—Logarithmic and Trigonometric Tables.	8vo,	*1 00
LYONS—Treatise on Electromagnetic Phenomena. Vols. I. and II., 8vo, each.	8vo,	*6 00
MAHAN—Permanent Fortifications. (MERCUR.)	8vo, half mor.,	*7 50
MANUAL FOR COURTS-MARTIAL.	16mo, mor.,	1 50
MERCUR—Attack of Fortified Places.	12mo,	*2 00
Elements of the Art of War.	8vo,	*4 00
NIXON—Adjutants' Manual.	24mo,	1 00
PEABODY—Computations for Marine Engine.	8vo,	*2 50
Naval Architecture.	8vo,	7 50
Propellers.	8vo,	1 25
PHELPS—Practical Marine Surveying.	8vo,	*2 50
PUTNAM—Nautical Charts.	8vo,	2 00
RUST—Ex-meridian Altitude, Azimuth and Star-Finding Tables.	8vo,	5 00
SELKIRK—Catechism of Manual of Guard Duty.	24mo,	*0 50
SHARPE—Art of Subsisting Armies in War.	18mo, mor.,	1 50
TAYLOR—Speed and Power of Ships. 2 vols. Text 8vo, plates oblong 4to,		*7 50
TUPES and POOLE—Manual of Bayonet Exercise and Musketry Fencing.	24mo, leather,	*0 50
WEAVER—Military Explosives.	8vo,	*3 00
WOODHULL—Military Hygiene for Officers of the Line.	Small 8vo,	*1 50

MINERALOGY.

BROWNING—Introduction to Rarer Elements.	8vo,	*1 50
BRUSH—Manual of Determinative Mineralogy. (PENFIELD.)	8vo,	4 00
BUTLER—Pocket Hand-book of Blowpipe Analysis.	16mo,	*0 75
Pocket Hand-book of Minerals.	16mo, mor.,	3 00
CHESTER—Catalogue of Minerals.	8vo, paper,	1 00
Cloth.		1 25
CRANE—Gold and Silver.	8vo,	*5 00
DANA—First Appendix to Dana's New "System of Mineralogy." Large 8vo,		1 00
Manual of Mineralogy. (FORD.)	12mo,	*2 00
Minerals, and How to Study Them.	12mo,	1 50
System of Mineralogy.	Large 8vo, half leather,	12 50
Text-book of Mineralogy.	8vo,	4 00
DOUGLAS—Untechnical Addresses on Technical Subjects.	12mo,	1 00
EAKLE—Mineral Tables.	8vo,	1 25
ECKEL—Building Stones and Clays.	8vo,	*3 00
GOESEL—Minerals and Metals; A Reference Book.	16mo, mor.,	3 00
GROTH—The Optical Properties of Crystals. (JACKSON.)	8vo,	*3 50
Introduction to Chemical Crystallography. (MARSHALL.)	12mo,	1 25
HAYES—Handbook for Field Geologists.	16mo, mor.,	*1 50
IDDINGS—Igneous Rocks.	8vo,	5 00
Rock Minerals.	8vo,	5 00
JOHANNSEN—Determination of Rock-forming Minerals in Thin Sections, 8vo,		
With Thumb Index.		5 00
LEWIS—Determinative Mineralogy.	Small 8vo,	*1 50
MCLEOD—The A. B. C. of the Useful Minerals.	16mo, mor.,	*1 00
MARTIN—Laboratory Guide to Qualitative Analysis with the Blowpipe. 12mo.		*0 60
MERRILL—Non-metallic Minerals; Their Occurrence and Uses.	8vo,	4 00
Stones for Building and Decoration.	8vo,	5 00
PENFIELD—Notes on Determinative Mineralogy and Record of Mineral		
Tests.	8vo, paper,	*0 50
Tables of Minerals, Including the Use of Minerals and Statistics of		
Domestic Production.	8vo,	1 00
PIRSSON—Rocks and Rock Minerals.	12mo,	*2 50
RICHARDS—Synopsis of Mineral Characters.	12mo, mor.,	*1 25

RIES—Building Stones and Clay Products.....	8vo,	*\$3 00
Clays: Their Occurrence, Properties and Uses.....	8vo,	*5 00
and LEIGHTON—History of the Clay-working Industry of the United States.....	8vo,	*2 50
and WATSON—Engineering Geology.....	(In Press.)	
ROWE—Practical Mineralogy Simplified.....	12mo,	*1 25
TILLMAN—Text-book of Important Minerals and Rocks.....	8vo,	*2 00
WASHINGTON—Manual of the Chemical Analysis of Rocks.....	8vo,	2 00

MINING.

BEARD—Mine Gases and Explosions.....	Small 8vo,	*3 00
BRUNSWIG—Explosives. (MUNROE and KIBLER.).....	Small 8vo,	*3 00
BRUNTON and DAVIS—Modern Practice in Tunneling.....	(In Press.)	
CRANE—Gold and Silver.....	8vo,	*5 00
Index of Mining Engineering Literature, Vol. I.....	8vo,	*4 00
	8vo, mor.,	*5 00
	Vol. II.....	*3 00
	8vo, mor.,	*4 00
Ore Mining Methods.....	8vo,	*3 00
DANA and SAUNDERS—Rock Drilling.....	8vo,	*4 00
DOUGLAS—Untechnical Addresses on Technical Subjects.....	12mo,	1 00
ESSLER—Modern High Explosives.....	8vo,	4 00
GILBERT, WIGHTMAN and SAUNDERS—Subways and Tunnels of New York.....	8vo,	*4 00
GOESEL—Minerals and Metals: A Reference Book.....	16mo, mor.,	3 00
IHLENG—Manual of Mining.....	8vo,	5 00
ILES—Lead Smelting.....	12mo,	*2 50
PEELE—Compressed Air Plant.....	8vo,	*3 50
RIEMER—Shaft Sinking under Difficult Conditions. (CORNING and PEELE.).....	8vo,	3 00
WEAVER—Military Explosives.....	8vo,	*3 00
WILSON—Cyanide Processes.....	12mo,	1 50
Hydraulic and Placer Mining.....	12mo,	2 50

SANITARY SCIENCE.

BASHORE—Outlines of Practical Sanitation.....	12mo,	*1 25
Sanitation of a Country House.....	12mo,	1 00
Sanitation of Recreation Camps and Parks.....	12mo,	1 00
FOLWELL—Sewerage. (Designing, Construction, and Maintenance.)... 8vo,	8vo,	3 00
Water-supply Engineering.....	8vo,	4 00
FOWLER—Sewage Works Analyses.....	12mo,	2 00
GERHARD—Guide to Sanitary Inspections.....	12mo,	1 50
Modern Baths and Bath Houses.....	8vo,	*3 00
Sanitation of Public Buildings.....	12mo,	1 50
GERHARD—The Water Supply, Sewerage, and Plumbing of Modern City Buildings.....	8vo,	*4 00
HAZEN—Clean Water and How to Get It. Second Edition....	Small 8vo,	1 50
Filtration of Public Water-supplies.....	8vo,	3 00
HOOKE—Chloride of Lime in Sanitation.....	8vo,	3 00
KINNICUTT, WINSLOW and PRATT—Sewage Disposal.....	8vo,	*3 00
LEACH-WINTON—Inspection and Analysis of Food. Third Edition, Revised and Enlarged by Dr. Andrew L. Winton.....	8vo,	7 50
MARSTON and BRINGER—Sewers and Drains.....	(In Preparation.)	
MASON—Examination of Water. (Chemical and Bacteriological.)... 12mo,	12mo,	1 25
Water-supply. (Considered principally from a Sanitary Standpoint.)	8vo,	4 00
MERRIMAN—Elements of Sanitary Engineering.....	8vo,	*2 00
OGDEN—Sewer Construction.....	8vo,	3 00
Sewer Design.....	12mo,	2 00
and CLEVELAND—Practical Methods of Sewage Disposal for Residences, Hotels and Institutions.....	8vo,	*1 50
PARSONS—Disposal of Municipal Refuse.....	8vo,	2 00


PRESCOTT and WINSLOW—Elements of Water Bacteriology, with Special Reference to Sanitary Water Analysis. Third Edition, Rewritten.	Small 8vo, *\$1 75
PRICE—Handbook on Sanitation. Third Edition. Rewritten.	12mo, *1 50
The Modern Factory	(In Press.)
RICHARDS—Conservation by Sanitation	8vo, 2 50
Cost of Cleanness	12mo, 1 00
Cost of Food. A Study in Diets	12mo, 1 00
Cost of Living as Modified by Sanitary Science	12mo, 1 00
Cost of Shelter	12mo, 1 00
Laboratory Notes on Industrial Water Analysis	8vo, *0 50
RICHARDS and WOODMAN—Air, Water, and Food from a Sanitary Standpoint	8vo, 2 00
RICHEY—Plumbers', Steam-fitters', and Tinners' Edition (Building Mechanics' Ready Reference Series)	16mo, mor., *1 50
RIDEAL—Disinfection and the Preservation of Food	8vo, 4 00
SOPEL—Air and Ventilation of Subways	12mo, 2 50
TURNAURE and RUSSELL—Public Water-supplies	8vo, 5 00
VENABLE—Garbage Crematories in America	8vo, 2 00
Method and Devices for Bacterial Treatment of Sewage	8vo, 3 00
WARD and WHIPPLE—Freshwater Biology	(In Press.)
WHIPPLE—Microscopy of Drinking-water	8vo, 3 50
Typhoid Fever	Small 8vo, *3 00
Value of Pure Water	Small 8vo, 1 00

MISCELLANEOUS.

BIGELOW—A Meteorological Treatise	(In Press.)
BURT—Railway Station Service	12mo, *2 00
CHAPIN—How to Enamel	12mo, *1 00
FERREL—Popular Treatise on the Winds	8vo, 4 00
FITZGERALD—Boston Machinist	18mo, 1 00
FRITZ—Autobiography of John	8vo, *2 00
GANNETT—Statistical Abstract of the World	24mo, 0 75
GREEN—Elementary Hebrew Grammar	12mo, 1 25
HAINES—American Railway Management	12mo, 2 50
HANAUSEK—The Microscopy of Technical Products. (WINTON.)	8vo, 5 00
JACOBS—Betterment Briefs. A Collection of Published Papers on Organized Industrial Efficiency	8vo, 3 50
KENT—Investigating an Industry	12mo, *1 00
METCALFE—Cost of Manufactures, and the Administration of Workshops.	8vo, 5 00
PARKHURST—Applied Methods of Scientific Management	8vo, *2 00
PUTNAM—Nautical Charts	8vo, 2 00
RICKETTS—History of Rensselaer Polytechnic Institute, 1824-1894.	Small 8vo, 3 00
ROTC and PALMER—Charts of the Atmosphere for Aeronauts and Aviators.	Oblong 4to, *2 00
ROTHERHAM—Emphasised New Testament	Large 8vo, 2 00
RUST—Ex-Meridian Altitude, Azimuth and Star-finding Tables	8vo, 5 00
STANDAGE—Decoration of Wood, Glass, Metal, etc.	12mo, 2 00
TOMPKINS—The Science of Knitting	(In Press.)
WESTERMAIER—Compendium of General Botany. (SCHNEIDER.)	8vo, 2 00
WINSLOW—Elements of Applied Microscopy	12mo, 1 50



SIA-165



PLEASE DO NOT REMOVE
CARDS OR SLIPS FROM THIS POCKET

UNIVERSITY OF TORONTO LIBRARY

S&M
A
165

