

**TX 167**

**.H928**











TX 167 H. 28

THE

Little

Housekeeper,

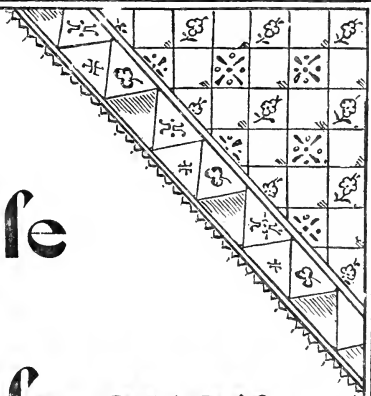

WITH

ADDITIONAL LESSONS

*Huntington*

FOR THE

SCHOOL AND HOME.



## SPARE-HOUR SERIES.

---

*STEPPING-STONES: A Story of our Inner Life.* By Sarah Doudney. 16mo. Cloth, \$1.00.

*A love story so pleasantly told, and ends so happily, that the reader will feel amply repaid.*—THE INTERIOR.

*Tranquil, sunny, and healthful.*—BOSTON JOURNAL.

*THE OTHER HOUSE: A Story.* By Mrs. M. R. Higham, author of "Cloverly." 16mo. Cloth, \$1.00.

*Whoever wants a quiet and healthful story, pervaded by a sincere and noble purpose, well constructed and well written, can scarcely do better than to read THE OTHER HOUSE.*—BOSTON JOURNAL.

*An American story, written much in the vein of the stories of English home life, by Miss Yonge.*—CHRISTIAN UNION.

*BESSIE HARRINGTON'S VENTURE.* By Julia A. Mathews. 16mo. Cloth, \$1.25.

*Full of genial human nature, tempered and guided by the loftiest emotions.*—INTER-OCEAN, CHICAGO.

*The hero is a genuine hero, worth knowing.*—CHRISTIAN INTELLIGENCER.

---

*Either or all of the above sent by mail, post-paid, on receipt of the price, by*

ANSON D. F. RANDOLPH & COMPANY,  
900 Broadway, Cor. 20th St., New York.

*May be obtained of the booksellers.*





*A Beautiful Volume.*

---

THE  
ITCHEN ARDEN ;

OR,

**OBJECT LESSONS IN HOUSEHOLD WORK.**

INCLUDING

**Songs, Plays, Exercises, and Games, illustrating  
Household Occupations.**

BY

**EMILY HUNTINGTON.**

*FULLY ILLUSTRATED.*

*This book was written for those desirous of introducing the "Kitchen Garden System," and who live at too great a distance from New York to take the course of lessons from the originator. The system itself, although only three years old, has been too successful to need any comment. The price of the book is \$5.00, on receipt of which it will be sent by mail, postage paid, by*

**ANSON D. F. RANDOLPH & CO.,**  
900 Broadway, Cor. 20th St., N. Y.

*Not for sale at the Bookstores.*

LITTLE LESSONS  
FOR  
LITTLE HOUSEKEEPERS.

*A SERIES OF LESSONS*

GIVEN AT THE  
WILSON INDUSTRIAL SCHOOL.

"A servant with this clause  
Makes drudgery divine  
Who sweeps a room, as to thy laws  
Makes that. and the action fine."

GEORGE HERBERT.

*NEW AND ENLARGED EDITION.*

NEW YORK:  
ANSON D. F. RANDOLPH & COMPANY,  
900 BROADWAY, COR. 20TH STREET.

*It gives me great pleasure to recommend the "Kitchen Garden" system to all interested in encouraging a taste for household work. It has lately been embodied in a volume by MISS EMILY HUNTINGTON. In this work the plan for teaching little children in large classes is fully explained. The system has been used with success in one of the Children's Aid Society Schools. Parents are grateful to find their little ones rendered so helpful by the information thus gained, and the numerous songs and exercises are a source of never-failing delight to the children. It has been earnestly desired that the "Industrial School Lessons" used with so much satisfaction during the past winter, be republished for general use.*

*These, in connection with the "Kitchen Garden," will add interest to the labors, and enable those engaged in Industrial Schools to systematize their work with greater ease and success.*

G. H. DODGE.

NEW YORK, }  
March 6, 1879. }

(See page opposite the Title.)

COPYRIGHT, 1879, BY

ANSON D. F. RANDOLPH & CO.



## TO THE LADIES OF NEW YORK.

---

To a person accustomed from childhood to the conveniences of a New England kitchen, where the iron, tin, and wooden-ware have occupied the same places and been cleansed by the same methods for generations, the necessity of a book of this kind does not seem apparent. But my life, for the last year and a half, in the WILSON MISSION among the poor children of your tenement-houses, has awakened me to the need of teaching in the simplest form the names and uses of the most common articles in a family, and of laying down rules which, to the untrained and ignorant, cannot fail to be of service.

Again and again I have been asked for copies of the same, and feeling that children of all grades should understand *how* work should be done, even if manual labor does not fall to their

lot, I have allowed this little volume to be printed and circulated.

Thus the first Industrial School of New York offers the first lessons, for little children, in practical housekeeping, and thus the WILSON MISSION extends a helping hand to all fellow-workers in this great Metropolis.

E. H.

---

#### PREFACE TO THE SECOND EDITION.

THE "Little Housekeeper" having been received with favor, a new and improved edition is now issued.

To it has been added a lesson for little nursery maids, also the "Wilson Industrial School Sewing Lessons" and "Rules of Politeness," which, as leaflets, have been already widely circulated.

*March, 1879.*

## CONTENTS.

---

RULES FOR HOUSEKEEPING, . . . . .	7
RULES FOR NURSERY MAIDS, . . . . .	23
INDUSTRIAL SCHOOLS, . . . . .	29
BIBLE LESSONS, . . . . .	35
RULES OF HEALTH, . . . . .	44
RULES OF POLITENESS, . . . . .	53
RULES FOR SEWING, . . . . .	61
SONGS, . . . . .	64
RULES AND LESSONS FOR SATURDAY SCHOOLS, . . . . .	70
RULES FOR CAPITALS, . . . . .	71





LITTLE LESSONS  
FOR  
LITTLE HOUSEKEEPERS.

---

LESSON FIRST.

WASHING DISHES.

QUES. What is the first thing little children should learn about housekeeping ?

ANS. To wash dishes.

QUES. What three things are necessary in order to wash dishes properly ?

ANS. Well-scraped dishes, hot suds, and proper towels.

QUES. How do you collect dishes ?

ANS. Collect the silver in a pitcher of hot water, throw the cold water from the glasses, rinse the cups, and scrape each plate separately, and place in a pile.

QUES. How do you make hot suds ?

ANS. Put a piece of soap on a fork, and stir it briskly in the water.

QUES. What are proper towels ?

ANS. Clean, dry towels. We must use the fine towels for the glasses and silver ; the coarse towels for the plates and other dishes.

QUES. In what order do you wash dishes ?

ANS. First the glasses, then the silver, the pitchers, cups, saucers, plates, and other dishes.

QUES. How should you rinse dishes ?

ANS. In clear, hot water.

---

## LESSON SECOND.

### CARE OF DINING-ROOM.


QUES. When is a dining-room in perfect order ?


ANS. When it is well swept and dusted, the furniture in its place, and the blinds closed.

QUES. How often should a dining-room be swept ?

ANS. Once thoroughly every day, and the crumbs brushed up after every meal.









QUES. What rule should you observe about sweeping?

ANS. To have a strong light, to sweep with short strokes, with a small broom-brush well in the corners and round the edges, and allow time for the dust to settle before dusting.

QUES. What is indispensable to a nice-looking dinner-table?

ANS. Clean linen, bright silver and cutlery, and clear glass.

QUES. What is the first thing to do in cleaning silver?

ANS. First, wash in very hot suds; second, rub with wet whiting or silver soap; third, rub with dry flannel and brush out the creases; last, polish with a chamois, being very careful not to finger the silver.

---

## LESSON THIRD.

### WAITING.

QUES. What is the first rule for waiting on table?

ANS. Never listen to what the family are talking about.

QUES. What is the second rule ?

ANS. Always pass things on a tray, handling as little as possible.

QUES. What is the third rule ?

ANS. Pass everything at the left hand side.

Rule for company.

Pass to ladies and company first. It is all-important to watch every person at the table, and see that there is need of nothing, and to step quickly but quietly.

---

## LESSON FOURTH.

### COOKING.

QUES. How does a cook prepare to bake ?

ANS. Arrange the fire so as to send the heat into the oven, gather on one table all the articles, dishes, and pans needed ; lard the pans.

QUES. How do you know when an oven is hot ?

ANS. When the oven-door hisses.

QUES. How do you know when a loaf of cake is baked ?



ANS. When a broom - straw passes through the thickest part and comes out dry.

QUES. What kind of flour should be used for cooking?

ANS. Sifted flour.

QUES. What kind of water should be used in making tea?

ANS. Boiling water, with which scald the tea-pot.

QUES. How do you know when a kettle boils?

ANS. When the steam pours from the spout.

QUES. What is the first thing a cook should do after sending a meal to the table?

ANS. Put coal on the fire, close the dampers, brush up the hearth, and wash all the dishes she used to get the meal.

---

## LESSON FIFTH.

### WASHING AND IRONING.

QUES. In what order should you wash clothes?

ANS. First the table linen, then the fine

clothes, the bed linen, the coarse clothes, and towels.

QUES. How should you wash flannels ?

ANS. Wash in warm suds, and rinse in clear, hot water.

QUES. What is the secret of nice ironing ?

ANS. A clean, hot flat-iron ; a clean ironing-cloth ; and well-folded clothes.

QUES. When are clothes well folded ?

ANS. When they are well-shaken, sprinkled, folded smooth, and rolled hard and tight.

QUES. How do you know when a flat-iron is hot ?

ANS. When it hisses.

---


## LESSON SIXTH.

### CHAMBER-WORK.

QUES. How do you commence the chamber-work ?

ANS. By opening the windows, laying off the bed-clothes, beating up the pillows, and leaving them to air for a short time.





QUES. What things are necessary in order to do chamber-work?

ANS. A pail for the waste-water; a pail of hot suds; a cloth for the bowl, and another cloth for the other crockery.

QUES. What is the general rule for washing?

ANS. Always wash the cleanest first.

QUES. When is a bed well made?

ANS. When it is level, square, and smooth.

QUES. How do you make a bed level?

ANS. By turning it often from side to side, or from end to end.

QUES. How do you make a bed square?

ANS. By folding the clothes carefully at the corners and sides.

QUES. How do you make a bed smooth?

ANS. By drawing all the clothes, especially the spread, very tightly.

---

## LESSON SEVENTH.

### KITCHEN UTENSILS.

QUES. Name the articles of iron-ware used in a kitchen.

ANS. Tea-kettle, iron-pot, sauce-pan,

frying-pan, stew-pan, griddle, gridiron, dripping-pan, and porcelain-lined preserve kettle.

QUES. Name the articles of tin-ware used in a kitchen.

ANS. Wash-boiler, dish-pan, sauce-pan, colander, tin pails, tin-dipper, skimmer, hand-basin, and muffin-tins.

QUES. Name the articles of wooden-ware.

ANS. Rolling-pin, moulding-board, chopping-tray, meat-board, can-pails, potato-masher, lemon-squeezer, pudding-spoons, wash-board, and flour-sieves.

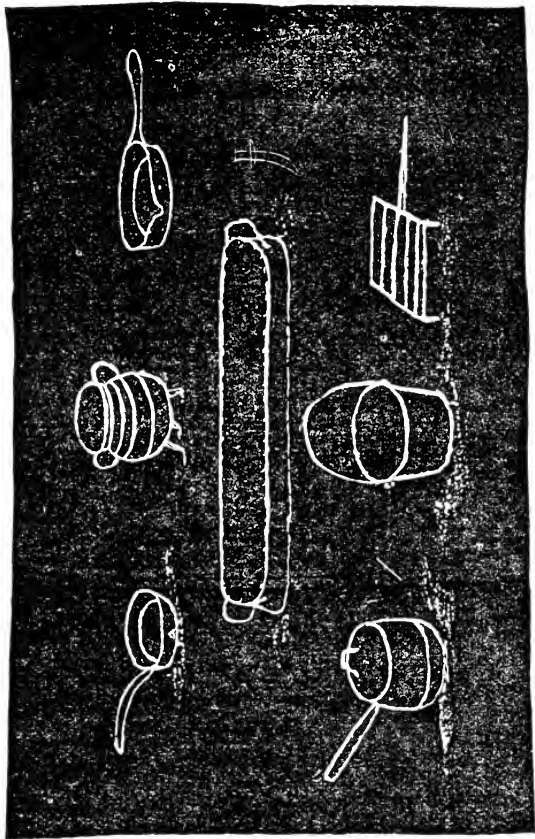
QUES. What kind of brushes are used in house-keeping?

ANS. Broom, wisp, scrub-brush, stove brush, dust-brush, blacking-brush, crumb-brush, and feather-duster.

QUES. What kind of knives are necessary in the kitchen?

ANS. Bread-knife, chopping-knife, carving-knife, and jack-knife.







QUES. For what is a jack-knife used ?

ANS. To pare potatoes, etc.

---

## LESSON EIGHTH.

### CHART QUESTIONS.

QUES. Point out on the chart a gridiron.

QUES. What is its use ?

ANS. For broiling.

QUES. What kinds of meat are generally broiled ?

ANS. Steaks, chops, and poultry.

QUES. What kind of fire is needed for broiling ?

ANS. A clear fire, free from smoke.

QUES. How can you make a clear fire ?

ANS. Sprinkle a little salt upon it.

QUES. How should a gridiron be prepared ?

ANS. It should be hot and larded.

QUES. What is a colander used for ?

ANS. For straining and draining.

QUES. For what is a dripping-pan used ?

ANS. Roasting meat.

## SWEEPING SONG.

BY E. H.

*German Air.*

AWAY now swiftly flying,  
It is our sweeping day,  
For brooms and dusters hieing,  
To work without delay ;  
First open shutters wide,  
Move little things outside.

CHORUS : Then sweep, sweep, sweep, my little maid,  
To make your room so neat. .

Look well into the corners  
For cobwebs on the walls,  
Don't leave the dusty mourners  
All hanging there like palls,  
But sweep them all away,  
Nor let the smallest stay.

CHORUS : Then sweep, sweep, sweep, etc.

Now, with short strokes and briskly  
You brush the carpet o'er,  
Your broom must not be frisky,  
But cling close to the floor ;  
But gently you must sweep,  
Not dig the carpet deep.

CHORUS : Then sweep, sweep, sweep, etc.

Now, leave the dust to settle,  
Then wash the sills and doors  
With water from the kettle,  
How steams it as it pours ;  
Then dust each little chair,  
And everything that's there.

CHORUS : Then dust, dust, dust, my little maid,  
To make your room so neat.

## LESSON FOR A LITTLE NURSE MAID.

---

QUES. How will a good nurse keep the nursery?

ANS. Clean, well aired, and the right heat and light.

QUES. How often should the nursery be aired?

ANS. The air should be changed whenever the children leave the room for a walk or meals.

QUES. How can fresh air be let in while children are in the room?

ANS. From the top of the window, so there will be no draughts.

QUES. How about the heat and light?

ANS. The sunshine should be let in in winter and softened in the summer.

QUES. If you would have children love you, what must you do?

ANS. To be cheerful, patient, truthful, and decided.

QUES. Why cheerful?

ANS. Because little children should not be saddened.

QUES. Why patient?

ANS. That you may never pull, push, or strike a child in anger.

QUES. Why truthful?

ANS. Children should never be deceived. They will soon learn not to tell the truth if you do not.

QUES. What will save great trouble?

ANS. Never to threaten great punishments for little things. Never threaten and not perform. Request rather than order.

QUES. Why decided?

ANS. Because a child will yield to a quiet, decided manner.

QUES. What are some of the things you must do for little children?

ANS. Wash, dress, feed, take out for air, and put to bed.

QUES. Of what must you be careful in washing?

ANS. Not to get the soap into its eyes or mouth, or let water run into the ears.

QUES. Of what in dressing?

ANS. To arrange all the clothes before you take the child from its bed or play; to put in the pins carefully, and not to tie the strings too tightly.

QUES. Of what in feeding?

ANS. Never to give food without directions, and to have it the right warmth and seasoning.

QUES. What rules should you follow in taking them out?

ANS. Never to take a child into any house without the permission of its mother; be careful of sunstroke in summer, and cold draughts in winter.

QUES. What in walking?

ANS. Do not let a heavy child bend its little legs by walking; in riding do not roll a child sitting backward.

QUES. How should a child be treated when put to bed or wakened?

ANS. Touched gently, and spoken to softly and kindly; never let a child sob itself to sleep, or be wakened with a loud, rough voice.

## PLEA FOR THE BABIES.

AIR—*Little Buttercup.* Sullivan.

BE kind to the babies,  
The dear little babies,  
Then with you they seldom will cry.  
Touch gently the babies,  
Speak softly to babies,  
As softly as if mamma were by.

Be patient with babies,  
The poor little babies,  
Remember they cannot tell why  
They make up'wry faces,  
With pains in all places,  
Enough to make any one cry.

Rock softly the babies,  
The sweet little babies,  
They all will grow up by and by;  
And we hope fill their places  
With charms and with graces,  
So never to cause us a sigh.

We all have been babies,  
Just such little babies,  
For babies were both you and I,  
With fathers and mothers,  
And sisters and brothers,  
So to help other babies pray try.

A SERIES OF LESSONS

FOR

INDUSTRIAL SCHOOLS.

BY

A. W. KIRKWOOD,

OF THE WILSON INDUSTRIAL SCHOOL, NEW YORK.





## INDUSTRIAL SCHOOLS.

THE children who attend our Industrial schools belong to families in which, from lack of ability or lack of time on the part of parents, there is little attention paid to training in the proprieties of civilized life.

The knowledge we attempt to communicate must be of things which are most important, and which, in families of a more favored class, are attended to by the parents.

Besides making reading practicable and interesting, the fundamental rules of arithmetic intelligible, and writing legible, attention must be called to the more important rules of health; the duties that devolve upon those in charge of a household; how to sweep, dust, wash, and iron; how to sew, to mend, to make beds, to take care of little ones. In a word, how best to secure our own well-being, and that of those dependent upon us.

As the hope of the future depends upon the training of the moral nature of the children, it seems desirable that our schools should give a portion of time to Biblical instruction. True, most of them attend Sunday-school, but in the absence of any home help, its weekly hour of study is but a slight breakwater against the tide of evil to which they are constantly exposed.

The children come to school irregularly, and only during a small portion of the first few years. These lessons must be taught in a graphic and impressive manner.

After an idea has been made clear by oral instruction, question, and illustration, if it can be formulated into simple rule and memorized at once, there is hope that it may be ingrained into the nature of the child, and bring forth fruit when the rule and the occasion of its having been learned is long forgotten.

Ideas must be put into words, or they will make upon the minds of little children no lasting impression ; words must

embody clear and definite ideas, or they will be as idle as the chattering of a parrot.

The simple lessons which follow, may seem meager, but there is sufficient to memorize, and they can easily be elaborated in teaching.

They are the result of experience. Many plans were thought of, tried, adopted, and abandoned, before we were able to bring into satisfactory shape the lessons we found to be needful.

To save type and space, questions are for the most part omitted. They can be easily framed, or a key-word given by the teacher.

Industrial schools that meet but once a week have but a short time in which to accomplish all that is desirable; but if children are stimulated to prepare something definite for a concert exercise, at the opening or closing of school, a good many ideas may be lodged during a season.

The good marks by which children are allowed to purchase their clothing are quite an incentive to study. They will

cheerfully add to their list of lessons to increase the number of marks.

We once found a little girl who could scarcely read, toiling through the book of Esther, because it was to be counted for the older pupils as an extra lesson on Friday, if read through during the week.

These lessons have been used successfully as a general exercise for about fifteen minutes each day.

The Bible Lessons, in connection with reading and questions upon different portions, every day; the others successively every week, as follows:

*Monday*—Rules of Health.

*Tuesday*—Rules of Politeness.

*Wednesday*—Rules of Housekeeping.

*Thursday*—Rules for Nursery Maids.

*Friday*—Rules for Sewing.

As we all require "line upon line, and precept upon precept," once every week is not too often to bring up these subjects. New thoughts will gradually, both in the children's minds and that of the teacher, arrange themselves around these systematized and memorized first principles.

But in the "pouring in" we must not neglect the all-important "drawing-out process," which furnishes the only evidence that ideas have found footing in the mind.

A. W. K.

---

THE Compiler desires to acknowledge her indebtedness to Miss S. T. Sands for the use of the lessons marked S. T. S.

## CLASSIFIED LIST OF THE BOOKS OF THE BIBLE.

THE Old Testament contains 39 books, the New  
 $3 \times 9 = 27$ .

Historical. 17.	<div style="display: flex; align-items: center;"> <div style="margin-right: 5px;">Mosaic.</div> <div style="border-left: 1px solid black; padding-left: 5px;">                     Genesis.                      Exodus.                      Leviticus.                      Numbers.                      Deuteronomy.                 </div> </div>	Historical. 5.	<div style="display: flex; align-items: center;"> <div style="margin-right: 5px;">Gospel.</div> <div style="border-left: 1px solid black; padding-left: 5px;">                     Matthew.                      Mark.                      Luke.                      John.                 </div> </div>
	<div style="display: flex; align-items: center;"> <div style="margin-right: 5px;">Joshua.</div> <div style="border-left: 1px solid black; padding-left: 5px;">                     Judges.                      Ruth.                      I. Samuel.                      II. Samuel.                      I. Kings.                      II. Kings.                      I. Chronicles.                      II. Chronicles.                      Ezra.                      Nehemiah.                      Esther.                 </div> </div>		The Acts.
Poetical. 5	<div style="display: flex; align-items: center;"> <div style="margin-right: 5px;">Job.</div> <div style="border-left: 1px solid black; padding-left: 5px;">                     Psalms.                      Proverbs.                      Ecclesiastes.                      Song of Solomon.                 </div> </div>	Epistles. 21.	<div style="display: flex; align-items: center;"> <div style="margin-right: 5px;">Pauline.</div> <div style="border-left: 1px solid black; padding-left: 5px;">                     Epistle to the Romans.                      I. Corinthians.                      II. Corinthians.                      Galatians.                      Ephesians.                      Philippians.                      Colossians.                      I. Thessalonians.                      II. Thessalonians.                      I. Timothy.                      II. Timothy.                      Titus.                      Philemon.                      To the Hebrews.                 </div> </div>
Prophetical. 27.	<div style="display: flex; align-items: center;"> <div style="margin-right: 5px;">Greater.</div> <div style="border-left: 1px solid black; padding-left: 5px;">                     Isaiah.                      Jeremiah.                      Lamentations.                      Ezekiel.                      Daniel.                 </div> </div>	Apostolic.	<div style="display: flex; align-items: center;"> <div style="margin-right: 5px;">Epistle of James.</div> <div style="border-left: 1px solid black; padding-left: 5px;">                     I. Peter.                      II. Peter.                      I. John.                      II. John.                      III. John.                      Jude.                 </div> </div>
	<div style="display: flex; align-items: center;"> <div style="margin-right: 5px;">Lesser.</div> <div style="border-left: 1px solid black; padding-left: 5px;">                     Hosea.                      Joel.                      Amos.                      Obadiah.                      Jonah.                      Micah.                      Nahum.                      Habakkuk.                      Zephaniah.                      Haggai.                      Zechariah.                      Malachi.                 </div> </div>	Prophetic. 6.	Revelation.

All Scripture is given by inspiration of God (2 Tim. iii 16). Holy men of God spake as they were moved by the Holy Ghost (2 Peter i. 21). Search the Scriptures (John v. 39).

See Smith's "Bible Dictionary."

## SIMPLE NOTES ON BIBLE BOOKS.

### THE OLD TESTAMENT.

1. The first five books of the Old Testament were written by Moses, at the command of God.
2. Genesis tells how God made the world ; about the flood, the call of Abraham, and the history of Joseph in Egypt.
3. Exodus tells about the trials of the children of Israel in Egypt, their deliverance by the hand of Moses, and the giving of the Law.
4. Leviticus and Numbers tell about the wanderings of Israel in the wilderness. God would not let them go into the promised land because of their sins.
5. Deuteronomy means Second Law. It is so called because in it Moses repeats to the people God's law given on Mount Sinai forty years before.
6. Joshua was written by the brave general who, at the death of Moses, led the children of Israel across the river Jordan into Canaan.
7. Judges gives the history of Israel under the Judges who ruled Israel during 450 years after the death of Joshua.
8. Ruth tells the story of a woman of Moab, who left her home and friends to serve the God of Israel.

9. 1st Kings tells about the reign of Solomon, the building of the Temple, and the division of the kingdom into Judah and Israel.
  10. 2d Kings tells about Elijah, who was carried up to heaven in a chariot of fire, and about the beginning of the captivity of Israel in Babylon.
  11. 1st and 2d Chronicles review the history of Judah and Israel.
  12. Ezra and Nehemiah tell about the building of the second temple and the return from the captivity.
  13. Esther is a little story in the history of the Jews while they were in captivity.
  14. Job, the oldest book in the Bible, was written before Moses lived.
  15. Daniel was a captive Jew, who served God faithfully in the court of the heathen king of Babylon. He was cast into the den of lions because he prayed to the true God.
  16. Jonah was a prophet, who refused to obey God and was swallowed by a whale, which after three days threw him upon the shore. Jonah then obeyed God's command.
  17. Malachi was written about 400 years before Christ came.
- 

#### THE NEW TESTAMENT.

1. The New Testament contains twenty-seven books. The first four are called Gospels, which



means good news. They give the history of the birth, life, sufferings, death, burial, and resurrection of our Lord Jesus Christ.

2. Acts gives an account of the work of the disciples after Jesus went up into heaven, and the founding of the Church of Christ.
3. The twenty-one epistles or letters were written to the Christians in the different countries near Palestine, to train them in the faith of the Lord Jesus and to build up the Christian Church.
4. The 27th book of the New Testament is a revelation of things to come.
5. Fourteen books, from Romans to Hebrews, were written by Paul.
6. Romans was written to the Christians at Rome, in Italy.
7. Corinthians was written to the Christians at Corinth, in Greece. Corinth was a beautiful city, containing many temples built of marble, but the people did not know the true God.
8. Galatians was written to the Christians at Galatia, in Asia.
9. Ephesians was written to the Church at Ephesus, which was a beautiful city in Asia, but the people worshiped idols.
10. Philippians was written to the people of Philippi, north of Greece.
11. Colossians was written to the people of Colosse, in Asia.

38 *Simple Notes on Bible Books.*

12. Thessalonians was written to the people in Thessalonica, north of Greece.
13. 1st Timothy was written to a young man named Timothy, whose grandmother taught him the Scriptures while he was a little boy.
14. 2d Timothy was written to the same man while Paul was in prison at Rome.
15. Titus was written to a minister who preached to the people in Crete. Paul told Titus to rebuke them sharply for their wickedness.
16. Philemon was written to a rich man whose slave, Onesimus, ran away. The slave heard Paul preach and became a Christian. He was then willing to go back to his master. Paul gave him a kind letter asking Philemon to receive him as a brother.
17. Hebrews was written to the Jews to prove that Jesus was the Christ who should come.
18. James was written by the disciple James to the "twelve tribes scattered abroad."
19. 1st and 2d Peter were written to all Christians, and are called the epistles general of Peter.
20. The three epistles of John were written when the disciples were very old. His last message was, "Little children, love one another."
21. Jude was written by Jude to all Christians to warn them against the temptations of the wicked.
22. Revelation is the last book in the New Testa-

ment, and tells about the Judgment Day, the punishment of the wicked, and the safety of the righteous in the heavenly city, the New Jerusalem.

---

LORD'S PRAYER LESSON.

THE Lord's prayer teaches us what we must desire or wish for.

Jesus teaches us to call God our Father, because He made us, takes care of us, and we are all His children.

When we say, "Hallowed be Thy name," we try to tell God how much we love and worship Him.

When we say, "Thy kingdom come," we pray that everybody may love and obey God as the angels do.

When we say, "Thy will be done," we mean that God's will is best, and that we will cheerfully bear all the trouble and do all the work our Heavenly Father sends us.

When we pray, "Give us this day our daily bread," we mean that everything comes from God, and that we must ask Him every day for what we need.

When we pray, "Forgive us our debts as we forgive our debtors," we ask God to treat us just as we treat others, and to help us to treat others as we would wish him to treat us.

When we say, "Lead us not into temptation,"

we ask God to make it easy for us to do right, and not let Satan tempt us.

When we say, "Deliver us from evil," we ask God to keep us from sin and everything that can harm us.

When we say, "Thine is the kingdom," we mean that Jesus only is our King though every one else should refuse to serve Him.

When we say, "Thine is the power," we mean that God is able to do all that we have asked Him to do.

When we say, "Thine is the glory," we mean that when our prayers are answered we will not take any credit to ourselves, but give it all to the great and good God.

"Forever and ever" means that we hope never to stop praising and blessing God.

"Amen," is the same as saying, "Lord, hear our prayer," and so praying it over in a single word.

---

### CHRISTIAN GRACES.

FAITH, Hope, Charity, Patience, Diligence, Courtesy, Truthfulness, Honesty, Purity, Liberality, Forgiveness, Humility, Forbearance, Compassion, Gratitude, Obedience, Cheerfulness, Courage.

#### FAITH.

The just shall live by faith. Gal. iii. 11.

#### CHARITY.

Charity suffereth long, and is kind; charity envieth

not; charity vaunteth not itself, is not puffed up. I Cor. xiii. 4.

TRUTHFULNESS.

He that speaketh truth showeth forth righteousness. Prov. xii. 17.

PATIENCE.

But let patience have her perfect work, that ye may be perfect and entire, wanting nothing. James i. 4.

DILIGENCE.

He becometh poor that dealeth with a slack hand; but the hand of the diligent maketh rich. Prov. x. 4.

COURTESY.

Love as brethren, be pitiful, be courteous. I Peter iii. 8.

HONESTY.

Ye shall do no unrighteousness in judgment, in meteyard, in weight, or in measure. Lev. xix. 35.

PURITY.

Blessed are the pure in heart, for they shall see God. Matt. v. 8.

LIBERALITY.

But the liberal deviseth liberal things; and by liberal things shall he stand. Isa. xxxii. 8.

FORGIVENESS.

And be ye kind one to another, tender hearted,

forgiving one another, even as God for Christ's sake hath forgiven you. Eph. iv. 32.

HUMILITY.

By humility and the fear of the Lord are riches, and honor, and life. Prov. xxii. 4.

CHEERFULNESS.

God loveth a cheerful giver. 2 Cor. ix. 7.

COURAGE.

Be strong and of good courage; be not afraid, neither be thou dismayed; for the Lord thy God is with thee withersoever thou goest. Josh. i. 9.

COMPASSION.

The Lord is gracious, and full of compassion; slow to anger, and of great mercy. Ps. cxlv. 8.

FORBEARANCE.

Forbearing one another, and forgiving one another, if any man have a quarrel against any: even as Christ forgave you, so also do ye. Col. iii. 13.

GRATITUDE.

Giving thanks always for all things unto God and the Father in the name of our Lord Jesus Christ. Eph. v. 20.

OBEDIENCE.

Children, obey your parents in the Lord, for this is right. Eph. vi. 1.

S. T. S.

NAMES AND TITLES OF OUR SAVIOUR.

- A. is our Advocate, Jesus His name,
  - B. is a Babe in weakness who came ;
  - C. of salvation the Captain and Chief,
  - D. the Deliverer to bring you relief.
  - E. the Eternal, the Ancient of days,
  - F. is the Faithful, all worthy of praise ;
  - G. is our God, and our Guide from the fall,
  - H. is the Highest and Holiest of all.
  - I. is the Innocent Victim who bled ;
  - J. is the Judge of the quick and the dead.
  - K. is our King, let our hearts be His throne ;
  - L. is the Lamb that was slain to atone.
  - M. is Messiah, by prophets foretold ;
  - N. is the Needful One, precious as gold,
  - O. the Omnipotent, make Him your stay ;
  - P. is the Portion that ne'er shall decay.
  - Q. is the Queen, the Church of Christ's choice.
  - R. the Redeemer, O heed ye His voice.
  - S. is Salvation from hell and from sin.
  - T. is the Truth, let her rule you within.
  - U. the Unspeakable Gift of our God ;
  - V. is the Vine where each branch has abode.
  - W. is the Way to the Father on high ;
  - X. our eXample to live and to die.
  - Y. is His Yoke that is easy to bear ;
  - Z. is the Zeal for the lambs in His care.
  - Alpha and Omega, the trust of our heart ;
  - Our Brother, our Prophet, our Priest, Lord, Thou
- art. S. T. S.

## RULES FOR TAKING CARE OF THE BODY.

1. "BE clean" in person, in clothes, in houses, in food, and in the air which you breathe.

2. We throw off through the little holes in the skin the poison and waste matter of our bodies. The skin can be kept clean and healthful only by washing every portion of the body once every day.

3. Under-clothes should be taken off and turned on the wrong side every night, so that the waste matter from the body which is in them, may escape, and that they may be well aired before they are again put on.

4. We must be clean in our houses, because fevers and other diseases spread from dirty and ill-kept houses.

5. Eat plain, healthy food ; avoid tea, coffee, and cakes. Eat regularly and slowly. The best kinds of food are milk, oatmeal, Indian meal, hominy, bread, meat, vegetables, and fruits.

6. Every pair of lungs needs two barrels of pure air every hour to keep the blood in good condition. The purest air, when it has been once breathed, is poisonous and not fit to breathe over again. Bad or dirty air is the most frequent cause of disease.

7. We must not use the eyes when they feel pained or tired, and avoid sudden changes from darkness to light.

8. We must not use a pin, or other hard substance, to clean the ear.



9. The teeth should be well cleaned after every meal.

10. Take at least two hours exercise in the open air every day. The variety of exercise which is found in house-work will give to girls the best development of body.

11. Never wear tight clothing round the waist. Change the position often when sewing or studying, that the spine may not be bent out of its proper shape.

#### EXERCISE LESSON FOR LITTLE CHILDREN.

12. My body is built of blood, flesh, skin, and bones. The blue marks under the skin are called veins. They hold the bad blood. The bad blood flows to the heart; the heart sends it to the lungs, where it is made good again by the air which we breathe through the nose and mouth.

The parts of my body are the back of my head, the front of my head, forehead, temples, ears, eyes, nose, mouth, chin, chest, sides, back, arms, hands, knees, and feet.

Do people die suddenly by neglecting God's laws of health?

They do not, but the constitution becomes weakened, and liable to cold, fevers, and other diseases. They drag out slowly a miserable existence, losing all the comfort and enjoyment of a healthy, happy life.

What is said in the law of God given by Moses to the children of Israel, about attention to health and cleanliness?

If ye hearken to these judgments and keep and do them, thou shalt be blessed above all people, and the Lord will take away from thee all sickness, and will put none of the evil diseases which thou knowest upon thee.—DEUT. vii. 12.

---

WELCOME.

WELCOME to friends who have gathered to-day,  
 Welcome as flowers to the beautiful May ;  
 Welcome as springs in the desert afar,  
 Welcome to us as the night's early star.

CHORUS :

Glad be our voices as birds of the spring :  
 Light be our hearts while our welcome we sing.  
 Loved ones and dear ones are round us to-day ;  
 Flowers of affection they strew in our way,  
 Welcome, welcome, welcome friends.

Welcome our teachers so loving and true,  
 Welcome each morn may we fondly renew ;  
 Welcome, and wishes of kindness to all,  
 Welcomes of love from our lips sweetly fall.

S. T. S.

TEN O'CLOCK.

WITH faces glowing rosy bright,  
At ten o'clock A.M.  
We greet our teachers with delight,  
At ten o'clock A.M.  
On sunny days and days that freeze,  
We sing our happy melodies ;  
And we are busy as the bees,  
At ten o'clock A.M.

CHORUS—Together now we climb the hill,  
And study with an earnest will ;  
May gladness every bosom fill,  
At ten o'clock A.M.

Within the school we're gathered all,  
At ten o'clock A.M.  
Oh, here are tasks for large and small,  
At ten o'clock A.M.  
No precious moments will we waste—  
Lost time can never be replaced ;  
Then to our singing quickly haste,  
At ten o'clock A.M.

S. T. S.

## EXERCISE SONG.

AIR—*Tiny Little Raindrop*, from “Forest Choir.”

NIMBLE little fingers,  
Arms so white and strong,  
Feet so light and airy,  
Swift to skip along.  
Eyes to see the sunshine  
Of this wondrous world ;  
Ears to hear the softest  
Gently whispered word.

Lips as red as rosebuds  
Purest words must say ;  
Teeth so white and pearly  
Must be brushed each day.  
Hair that grows so glossy,  
Skin so soft and fine,  
Oh, how full of wonders  
Is this frame of mine.

Lungs to breathe the air with ;  
Pure, delicious air ;  
Rosy health and beauty  
Bearing everywhere.  
I will seek the purest,  
Blowing clear and free,  
To sustain this wondrous life  
God has given to me.

A. W. K.

IDLE GIRLS' SERENADE.

AIR—*Uncle Ned.*

THERE is an idle girl, her name is lazy Jane,  
She's a dunce long ago, long ago,  
At books, at work, and at play all the same,  
She is lazy and idle and slow.

CHORUS :

Put away the needle and thread,  
Go without supper to bed,  
Oh, lazy Jane, how can you ever learn?  
While you idle and trifle so.

Her clothes are all hanging in tatters and rags,  
Her dress, oh, it is not very clean ;  
The buttons are all off her cloak and her shoes ;  
Her sacque isn't fit to be seen.

CHORUS.

Her hair is uncombed from morning till night ;  
Her apron is hanging in rags ;  
Her face and her hands for dirt are a sight,  
Her hood all in tatters and tags.

CHORUS.

G. B.



# RULES OF POLITENESS

PREPARED FOR THE

## WILSON INDUSTRIAL SCHOOL.

BY

ANNA M. KIRKWOOD,  
*Principal of the School.*

“ Houses are built by rule, and commonwealths  
Entice the sun, if that you can,  
From the ecliptic line ; beckon the stars ;  
Who lives by rule then keeps good company.”

GEORGE HERBERT.

ANSON D. F. RANDOLPH & COMPANY,  
900 BROADWAY, NEW YORK.





## RULES OF POLITENESS FOR LITTLE CHILDREN.

---

“Politeness, elegance of manners, united with careful attention to the wants and wishes of others.”—WEBSTER.

---

1. The first law of propriety is to be neat in person and dress, to have the skin, teeth, and nails perfectly clean, and the hair in order.

2. It is polite for little children to say, “I thank you” in as pleasant a manner as possible, to any one who does them a favor.

3. To speak, in low, clear, pleasant tones, and to be silent while others are talking.

4. To look directly at the person who is speaking to you, or to whom you are speaking.

5. When you touch or crowd any one in passing, to say, “Please excuse me;” or “I beg pardon.”

6. It is polite to sit in an erect, quiet, and graceful manner.

7. To stand erect with shoulders even, feet together, and hands at the sides.

8. To walk quietly, and to be quiet and retiring in the presence of strangers.

9. It is *not* polite to stare rudely at any one.

10. To interrupt any one who is speaking.

11. To eat in the street or other public places, or to arrange the hair or dress in the presence of others.

12. It is *not* polite to use slang expressions.

13. Well-bred children will treat their playmates and friends as well as strangers with politeness.

#### BIBLE REMARKS ON GOOD MANNERS.

THOU shalt rise up before the hoary man, and honor the face of the old man.—Lev. xix. 32.

In honor preferring one another.—Rom. xii. 10.

Be ye courteous.—1st Peter iii. 8.

Whatsoever ye would that men should do to you, do ye even so to them.—Matt. vii. 12.

#### TABLE RULES.

Prepared for his little children by Rev. E. F. Hatfield, more than twenty years ago.

“ IN silence I must take my seat  
 And give God thanks before I eat ;  
 Must for my food in patience wait  
 Till I am asked to hand my plate ;  
 I must not scold, nor whine, nor pout,  
 Nor move my chair or plate about ;  
 With knife or fork or napkin-ring  
 I must not play, nor must I sing ;  
 I must not speak a useless word,  
 For children must be seen, not heard ;  
 I must not talk about my food,  
 Nor fret if I don't think it good ;  
 I must not say ' The bread is old,'  
 ' The tea is hot,' ' The coffee's cold ;'

I must not cry for this or that,  
Nor murmur if my meat is fat ;  
My mouth with food I must not crowd,  
Nor while I'm eating speak aloud ;  
Must turn my head to cough or sneeze ;  
And when I ask, say ' If you please ;'  
The table-cloth I must not spoil,  
Nor with my food my fingers soil ;  
Must keep my seat when I have done,  
Nor round the table sport or run ;  
When told to rise, then I must put  
My chair away with noiseless foot,  
And lift my heart to God above\*  
In praise for all His wondrous love."

---

Knives we may use, our food to cut,  
But to our lips we must not put.  
Only rude girls, and ill-bred boys,  
In eating food will make a noise.  
Obey these rules and you will be  
Fit for the best of company.

---

## THINGS THAT ARE LOVELY.

BY A. W. K.

*Air*—"BLUE JUNIATA."

"Whatsoever things are lovely, think on these things."—PHIL. iv. 8.

BEAUTIFUL faces are lovely and winning,  
But gentle manners are to all more charming.

Trained hands and feet and hearts,  
Wisdom's way treading,  
Through all life's rugged path  
Smiles and kind words spreading.

Choosing with ready mind, things that are lovely,  
We strive each day to be gentle and lowly.  
Smooth, shining hair always,  
Teeth bright and pearly,  
Nails brushed as white as snow,  
Each morning early.


Clothed with the ornament of a meek spirit,  
If vexing trial comes, cheerfully bear it.  
So shall we daily gain  
Wisdom and favor,  
While we thus glorify  
Our blessed Saviour.

---

WITH promptness I must take my seat,  
And come with dress and person neat ;  
No idle talk, or jest, or play,  
When God's good Book we read and pray ;  
We must not speak unless we ask  
Permission, or about our task.  
When once within our class we come,  
We must not leave till all is done ;  
All due respect to teachers pay,  
And all the rules we must obey.

Whatever work we have to do,  
We'll patience use, nor hurry through ;  
If at first we don't succeed,  
We'll try again, for there is need  
That we should learn to do things well ;  
To stitch, to hem, to run, to fell,  
Or whatever else is right to know,  
We'll persevere, and learn to sew ;  
Our lessons, too, we must recite,  
For they will help us to do right ;  
Whatever from the desk is said  
We'll heed and listen to what is read.  
Our hymns we'll sing with earnest zest,  
And always try to do our best.  
And when 'tis time to close the school,  
We'll not forget the important rule :  
That all our work must folded be,  
And put away before we're free ;  
*Remember, quietness must reign,*  
*And perfect order, just the same.*

S. T. S.



# RULES FOR SEWING

PREPARED FOR THE

## WILSON INDUSTRIAL SCHOOL.

BY

*ANNA M. KIRKWOOD,*  
*Principal of the School.*

NEEDLE'S MOTTO.

“ What is wrong, make right ;  
What is severed, unite ;  
And leave where'er you pass,  
Love's golden thread of light.”

ANSON D. F. RANDOLPH & COMPANY,  
900 BROADWAY, NEW YORK.





## SEWING RULES.

---

*Ques. 1. Name the different kinds of sewing.*

*Ans. 1.* Overhanding, hemming, running, stitching, felling, overcasting, button-holes, darning, gathering, chain-stitch, herring-bone, feather-stitch, hem-stitch, and marking-stitch.

*Ques. 2. Name some kinds of fancy work.*

*Ans. 2.* Knitting, crocheting, embroidery, and canvas work.

*Ques. 3. When is work well finished?*

*Ans. 3.* When it is neat and clean; the stitches small, even, and close; the knots concealed, and all the threads well fastened.

*Ques. 4. What kinds of needles are used in sewing?*

*Ans. 4.* Betweens, blunts, and sharps. Betweens are best for little girls' use, because not so easily bent or broken.

*Ques. 5. How long a thread should be used?*

*Ans. 5.* A piece about as long as the arm of the sewer.

*Ques. 6. How must an overhand seam be held?*

*Ans. 6.* Between the finger and the thumb, and when finished, must be opened and rubbed down with the nail.

*Ques. 7. How must a fell seam be basted and sewed?*

*Ans. 7.* With one edge of the garment above the other, and sewed with the grain of the muslin, thus: a chemise from the bottom up, and drawers from the top down.

*Ques. 8. How must the seam be sewed?*

*Ans. 8.* With one back-stitch and a running-stitch, and then hemmed down neatly.

*Ques. 9. How should a button-hole be begun?*

*Ans. 9.* By overcasting closely and barring the sides.

*Ques. 10. How do you finish a button-hole?*

*Ans. 10.* For undergarments make six stitches in each end, that it may be strong and even. For outside garments make the head of the button-hole round, by cutting out a small piece, that the button may fit nicely. The foot of the button-hole should be finished with a small button-hole bar.

*Ques. 11. What is the rule for gathering fine work?*

*Ans. 11.* Take up two threads on the needle, and skip four threads.

*Ques. 12. How may a hem be kept even?*

*Ans. 12.* By measuring every few inches with a paper measure.

*Ques. 13. What should you do when the thread kinks?*

*Ans. 13.* Break it off, and begin at the other

end. In using spool cotton, thread the needle with the end that comes off first, not where it is broken, as this causes it to kink.

*Ques. 14. What does a good sewer's work-basket contain ?*

*Ans. 14.* A thimble, pin-cushion, needle-book, darning-needle, bobbin-needle, scissors, emery-bag, and a bag to hold spools of thread.

*Ques. 15. What is the use of an emery-bag ?*

*Ans. 15.* To brighten the needle when damp or rusty.

*Ques. 16. What reference is made to needle-work in Ps. xlv. 13 ?*

*Ans. 16.* The king's daughter is all glorious within ; her clothing is of wrought gold. She shall be brought unto the king in raiment of needle-work.

*Ques. 17. How does Solomon describe an industrious woman ?*

*Ans. 17.* Prov. xxxi. 13, 21, 22, 24, 25. She seeketh wool and flax, and worketh willingly with her hands. She is not afraid of the snow for her household, for all her household are clothed with scarlet. She maketh herself coverings of tapestry ; her clothing is silk and purple. She maketh fine linen and selleth it, and delivereth girdles unto the merchant. Strength and honor are her clothing, and she shall rejoice in time to come.

## LITTLE GIRLS' SEWING SONG.

BY A. W. K.

AIR—"Onward, Christian Soldiers!" *Arranged by Jos. Haydn*  
in "*Book of Praise.*"

STITCHING with thread and needle, Holding my work with care, Just like a grown-up lady, I sit in my tiny chair.  Now I can make my stitches All in an even row, And firmly as if they grew there. I make them stay, you know.  Yes, indeed, I am busy, Busy as I can be,	My work is not half finished, It must be done, you see.  The seams must be straight and even, And never a knot be seen ; The hems all nicely folded, And kept so neat and clean.  'Twill soon be time for recess, Then we go out to play. I've worked so hard I'm tired, Please put my work away.
--	---

## SEWING SONG.

BY LOUISE J. KIRKWOOD.

AIR—"Beautiful Bells."

O SWIFT flying needle, Stitching to song, Through muslin and linen, Speed you along. So much is to do, Quick you must be, Work shall be well done By you and by me.  Fingers so snowy white, Daintily clean ; Stitches so small and light, Scarcely are seen,	Over and under • The thread we will take, Running and filling The garments we make.  One little rule Must ne'er be forgot ; Hide like a secret Each little knot. Thus active and lively At work and at play, We must grow wiser And better each day.
---	--

SING AND SEW.

*Selected.*

AIR—"Lightly Row."

"SING and sew, sing and sew,  
Nimble let our fingers go,  
We should be, we should be  
Busy as a bee.  
Here we earn our daily bread  
With our needles and our  
thread,  
Clothing too, clothing too,  
Nice and warm and new."

NIMBLE, NIMBLE.

*Selected.*

"NIMBLE, nimble, thread and  
needle  
Time for work, and not for  
play,  
Keep the sewing all agoing,  
Till we put the work away.  
If the stitches, little witches,  
Come uneven, pick them out,  
Double, double, toil and trouble,  
We must mind what we're  
about."

---

SEWING SONG.

BY LOUISE J. KIRKWOOD.

AIR—"A Fair Little Girl." Forest Choir Music Book.

A DEAR little girl  
Sat low at my knee,  
And what do you think  
She was sewing for me?  
A gay little patch  
Of red and of white,  
And each little stitch  
She set just right—just right.

A score of bright girls  
Sat full in my sight,  
And the garments they sewed  
Were dainty and white.

*Stitching.*

The stitches they made  
 Were tiny and strong,  
 And humming, they worked,  
 To low, sweet song—sweet song.

Not lambs in the field,  
 Nor birds in the tree,  
 In all their delight,  
 Can happier be  
 Than they, who their work  
 Thus mingled with song,  
 As hours glide smoothly  
 And gayly along—along.

---

 STITCHING.

AIR—" *Wearing of the Green.*"

STITCHING a robe for baby,  
 So soft and white and fine,  
 Never were stitches smaller  
 Than shall be these of mine.  
 Stitching a shirt for papa,  
 Gusset and seam and band,  
 Oh, I will do it nicely,  
 Hem, fell, and overhand.  
 La, la, la, etc.

Stitching a dress for Dolly,  
 With overskirt and basque,  
 And the prettiest little ruffles,  
 What more could Dolly ask ?

Stitching the soft, red flannel,  
For the children cold and poor,  
To keep the nipping fingers  
Of Jack Frost from the door.

La, la, la, etc.

A. W. K.

---

EXERCISE SONG.

Music by M. E. S.

OVERHANDING, overhanding,  
See me sew,  
Stitching even, neat, and deftly  
As I go.  
Thread grows shorter, shorter, shorter,  
This you know,  
Take a new one, new one, new one,  
More to sew.  
Make a knot then shall I? shall I?  
No, no, no.  
Leave the end and sew it over,  
So, so, so.  
  
Ah, ha, ha, the end I'm reaching,  
Tell me, say  
Shall I break the thread I'm holding?  
Nay, nay, nay.  
Not until I fasten tightly,  
Make it stay.  
Take three stitches going backwards.  
That's the way.

*Sewing Song.*

Now I'll snap my thread so closely,  
 None can say  
 I have work unneat or careless  
 Done to-day.

Ah, ha, ha, my patch is finished,  
 Oh, ho, ho,  
 Pull the thread that bastes it even,  
 So, so, so.  
 Open now and smooth it nicely,  
 Lay it low ;  
 Stretch it out and see the stitches  
 If they show.  
 Look, they stand like tiny soldiers  
 In a row.  
 Strong and neat, so close and even,  
 Thus I sew.

L. J. K.

---

 SEWING SONG.

LET us sing right merrily  
 As we sew so cheerily,  
 All our garments nice and new.  
 Seams all even, straight, and true.  
 All the stitches in a row,  
 We must watch them as they go.

Little fingers busily  
 Plying needles earnestly,



In and out, in and out,  
Watch and see what they're about ;  
Up and down the seams they go,  
For that's the way we learn to sew.

We sing our songs most heartily,  
They help us work more zealously ;  
For now's the time for us to learn  
How our daily bread to earn :  
So we'll stitch, and run, and fell,  
And learn to do all things well.

S. T. S.

---

SEWING SONG.

STITCHING now so firm and fast ;  
For what we make you know must last,  
But if it's wrong we take it out ;  
For we must mind what we're about.

All kinds of sewing we must do,  
And keep our garments tidy too,  
Our needles straight, and sharp, and bright,  
And cotton clean, and fresh, and white.

We put all idle thoughts away,  
It's time for work and not for play ;  
So we stitch, and hem, and run,  
And finish what is once begun.

## 12 *Rules for Saturday Sewing Schools.*

Only see our needles fly,  
For we're taught to always try  
Not to waste our precious time,  
For that we know would be a crime.

S. T. S.

---

### USEFUL RULES FOR SATURDAY SEWING SCHOOLS.

1. The hour for opening shall be 10 A.M.
2. The officers shall consist of a Superintendent and assistant.
3. There shall be three standing committees :—  
On Music, Garments, and Purchasing.
4. Enforce perfect obedience, order, and cleanliness.
5. Require punctuality, respect, and attention.
6. Forbid unnecessary talking.
7. Allow no work to be slighted or hurried through.
8. Keep a strict account of attendance, punctuality, order, and of garments or work of each child.
9. Permit no unfinished garment or part of a garment to be taken home.
10. Keep all cotton and needles in the cases.
11. No one child shall have more than four garments.
12. Each child shall commit to memory the texts, rules, and other lessons.
13. Each child shall have her work-bag and keep her work in it.

14. The-work must be put in the bags when the first bell rings.
15. All cloaks and hats must be put on when the second bell rings.
16. Third bell, all rise.
17. Fourth bell, closing hymn and doxology.
18. Each class shall leave in turn and march by music.
19. Those children who wish to speak to the visitor must remain in their seats.
20. Any child refusing to obey Teacher or Rules must be sent home.
21. Each child's name must be written on her garments.
22. Teachers must try to supply their places when absent.
23. The thimbles must be collected each day and put in the thimble-bags belonging to the classes.
24. All orders for garments must be taken for the following week by the Superintendent, and recorded and checked when filled.
25. No child under four years old shall be admitted.

S. T. S.

---

RULES FOR CAPITALS.

1. Every sentence must begin with a capital letter.
2. Names of persons and places begin with a capital.

3. I, and O, when alone, must always be capital.
4. Days of the week and months of the year must begin with a capital.
5. Every line in poetry begins with a capital.
6. Names of things personified begin with a capital.
7. Titles, as Mr., Mrs., and Miss, begin with a capital.

# BY PHEBE F. McKEEN.

---

**THEODORA. A Home Story. 12mo. Cloth, \$1 50**

A well and naturally-written story of American life, with no startling incidents or unusual characters in it. Theodora, the heroine, marries happily, and finds her "mission" fulfilled as a good wife and mother. The only hint of a moral in the book is rather in favor of happy marriage as the crown of a woman's career.—*Buffalo Courier.*

The teaching is excellent, and the style so good, and the interest so well sustained, that one will not regret the time spent in reading it.—*New York World.*

**THORNTON HALL; or, Old Questions in Young Lives. 12mo. Cloth, . . . 1 50**

A series of sketches of life in a girl's boarding-school, caught together by a unity of characters. It is not so much for the literary merit that we praise the book—though that is not despicable—as it is for the thorough good feeling and kindly sense which pervade all. It is written by one who understands girl nature—that everlasting puzzle to the great part of the world. She is in sympathy with all the life and fun and love of young womanhood, but she also understands its dangers, and sees that there is something better than the fun and the show after all.—*New Haven Palladium.*

Written with a purpose to lead girls aright, and its views of life and duty are novel and practical.

---

**ANSON D. F. RANDOLPH & CO.,  
900 Broadway, Cor. 20th St., N.Y.**

Sent by mail, post-paid, on receipt of the price.

Cord and Nails to hang the Seven Leaves.

**COOKERY CARDS**  
FOR  
**THE KITCHEN.**

- 1.—FISH—SOUPS.
- 2.—MEAT.
- 3.—SAUCES.
- 4.—VEGETABLES.
- 5.—PASTRY.
- 6.—SWEETS and PRESERVES
- 7.—HOW TO MAKE BREAD.

BY MRS. WARREN.

“These reliable Rules are excellent and most valuable.”

New York: A. D. F. Randolph & Co.,  
900 Broadway, cor. 20th St.

*Sent by mail, post-paid, on receipt of price, 50 cents.*

American revised, from the 20th thousand English edition.—The leaves are bound together, with cord attached, and the above is a rough illustration as to the best way to hang them. Size, 13 x 21 inches.

ANSON D. F. RANDOLPH & COMPANY  
900 Broadway, Cor. 20th St., New York









Handwritten notes and markings along the right edge of the page, including a vertical line of text and several sets of diagonal hatching marks.

FEB 78



LIBRARY OF CONGRESS



0 014 184 581 0