

GERNERT BROS. LUMBER CO.



LOUISVILLE, KY.

A. C. OLNEY,

FROM  
**GERNERT BROS. LUMBER CO.**

LOUISVILLE, KY., U. S. A.

No. **988**

334

For the sole use and benefit of

*A. C. Olney*

**PLEASE DO NOT DEFACE.**

*Spartanburg S. C.*

ORDER BY NUMBER ONLY.  
Use Figures in Preference to  
Scale Measurements.

GERNERT BROS. LUMBER CO.

DO NOT LOAN OR GIVE THIS BOOK AWAY IF YOU HAVE NO FURTHER USE FOR IT  
KINDLY RETURN IT TO US AND OBLIGE.

The NCSU Libraries  
North Carolina State University



This book was presented by

*William A. Jackson*







Digitized by the Internet Archive  
in 2010 with funding from  
NGSU Libraries

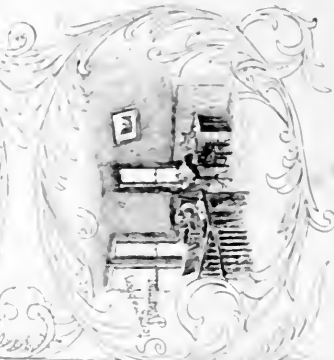
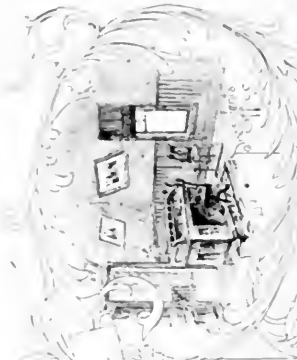
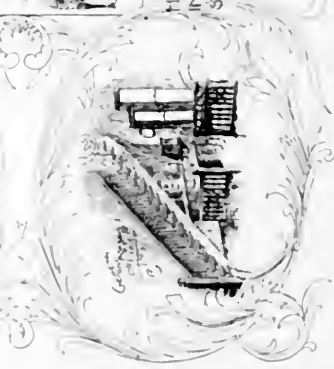


Frederick Goussard  
von Goussard

"The Past."

GERNERT BROS.

LUMBER CO.



HIGH GRADE  
INTERIOR FINISH  
STAIRS & MENTS  
ORNAMENTAL

WE ASK YOU TO REMEMBER  
NECESSARY IN HARD &  
SOFT WOOD TO COME  
PLETE YOUR HOME  
FOR THE CITY & COUNTRY

FACTORY YARD WAREHOUSE  
Car Mill & A Sls  
LOUISVILLE, KY

"The Present."



"The Future."



*Henry Van Seggren*




FRED CERNERT PRES.  
P.C. CERNERT V. PRES.

CABLE ADDRESS "GERNLUM."  
USE THE "LUMBERMANS,"  
"MANUFACTURERS EXPORT" AND  
"A. B. C." TELEGRAPH CODES.

J.W. CERNERT GEN. MGR.  
FRANK ROTH SEC. & TREAS.

# GERNERT BROS. LUMBER CO.

INCORPORATED




LOUISVILLE, KY. U.S.A.

## LUMBER LATHS

DOORS  
SASH  
BLINDS  
MOULDING

AND  
INTERIOR FINISH  
EXTERIOR FINISH  
BRACKETS  
SAWED AND TURNED  
WORK  
AND  
PRESSED WOOD ORNAMENTS  
ETC.



COPYRIGHTED.

---

Entered, according to the Act of Congress, in the year of our Lord One Thousand Eight Hundred and Ninety-Eight, by FRED GERNERT, in the office of the Librarian of Congress, at Washington, D. C. All rights reserved.

TO THE  
PROGRESSIVE ARCHITECTS AND BUILDERS  
OF THE  
FALLS CITIES AND THE SOUTH.

---

TO  
THE MEMORY OF  
HENRY G. VAN SEGGERN,

That Master Builder, whose genius and skill in the science of building were prominently displayed during the earlier history of our city, and who so courteously imparted to me as much of his superior practical knowledge as my mind could grasp in boyhood days.

To my business associates and our friends engaged in the lumber and building trades, this publication is respectfully dedicated.

FRED GERNERT.

LOUISVILLE, KY., AUG. 1, 1898.



## Introductory.

To keep pace with the rapid progress in artistic building designs, and to show our patrons the latest and neatest styles of finish, to supply the demands of modern Architecture and to make it possible for the humblest to obtain a pretty home at a moderate outlay, has been our object in issuing this, the third and enlarged edition of our Trade Catalogue.

We take pleasure in announcing that our trade has been fully maintained, and steadily improved in the past, and we have enlarged our facilities to accommodate our increasing patronage.

Relative to modern structures, Louisville and the South have kept abreast of the times, and any one familiar with the situation must admit that the South and the West are both far in advance of the East in the matter of artistic designs, pretty homes from the humble cottage to the handsome mansion, surrounded by lovely lawns, flower beds, trees and shrubs, all of which tends to lighten the burden of the toiler, to make our homes more happy and bring us nearer to the goal to which mankind is striving, and to that far off Divine event toward which the whole creation moves.

Having gained a prestige in this respect by reason of a more abundant supply of greener fields than is allotted to our brethren in Eastern cities, we do not propose to permit them to outrun us in the race in future days, and, therefore, we have contributed not only our means, but years of toil and study to stimulate a desire on the part of our people to obtain a broader knowledge of the Building Arts.

We trust our patrons will appreciate our efforts in establishing a repository where can be obtained on demand all the necessary material for the construction of an ordinary building from the foundation to the finish. During the last few years, we have frequently accommodated customers by loading on cars all the material required to complete a house on the day that the order was placed. Our large plant with unsurpassed railroad facilities and the immense stock of Lumber and Building material we carry, alone enable us to do this. In this publication will be found an illustration of finished material only, as it is unnecessary to list ordinary stock with which every one is more or less familiar.

To enlarge upon a few items more definitely, we would call attention to our extraordinary list of plain house Mouldings, many patterns of which cannot be found in any other publication, but are constantly in demand of late years. We particularly desire to attract the attention of Architects and Builders to our new designs in narrow casing and base both plain and carved with blocks to match, because we believe that the time has come when narrow, neat and tasty designs must take the place of the old and wider styles.

Our stock of Embossed and Carved Mouldings and Finish is unsurpassed, and we hope that the genuine carved work will soon be brought into general use by reason of its excellent finish and of its moderate cost.

Our Turned Mouldings, Beads, Pressed Ornaments, ornamental carved and plain Blocks are in great demand and we feel proud of the fact that we are the sole proprietors and manufacturers of the renowned Pressed Wood Ornaments with their increasing demand at home and abroad. This line alone comprises four machines and 260 various steel dies, which have been obtained at an enormous outlay of capital.

Our line of Turned Art Spindles, Rosettes, and material for Fret work, both for out door and interior Finish, is an entirely new feature, as no other house is known to carry these in stock.

Our designs in Columns, modern and classic, are unsurpassed, and these together with our new designs in Gable Finish, Scroll Work, Hoods and Brackets (put up and knocked down), Porches, Bay Windows and Cornices, enable many to improve in their structural designs, where an Architect cannot readily be consulted.

Not barring the largest manufacturers in the Northwest, none of our competitors carry so large a stock of Frames, Inside Blinds, Lattice Doors, Picket Gates, Ladders, Trucks, Building Paper and Roofing, as may be found at any time in our warehouses.

We lead them all in designs of Four to Nine Panel Doors, Glass Doors, Solid Panel Moulded Doors, Art Moulded and Cottage Front Doors, Store Fronts and Fixtures, Interior Finish both in hard and soft woods, Cupboards and Presses, Hot House and Green House Stock, Fret-work, Balusters, Newel and Stair-work, Hardwood Flooring, Mantels and Glass.

We take particular pride in our Veneered products and when this class of work leaves our factory, it contains nothing less than a polished finish. Day by day the cost of producing Veneered Doors and Hardwood Floors and Finish, is being lessened until soon every humble home will contain a room or two, elegantly finished in hardwoods.

Relative to Interior Finish, particularly hardwood, much of the work is now done at the factory which was formerly done at the building, and the work so made, can be put up in place in less time and at less expense.

To those of our customers doing work in remoter sections where the advantages of an Architect must be foreborne, this book will be found doubly valuable, and even in Cities and larger Villages, where the service of an Architect can be had, our Catalogue will be found a help both to the designer and the builder.

Parties contemplating building should always, where practicable, engage an Architect, not only to plan, but to superintend the erection of their work. Many persons make a mistake by gaining a little knowledge of work and material, and then endeavor to look after its erection themselves, and in many instances their inexperience causes a greater financial loss in errors and poor workmanship, than all the fees of superintending the work by an Architect would amount to, and the structure stands as an eyesore long to be regretted.

Parties desiring it can have all the lumber framed and the finishing lumber joined so the work can be readily put up in place, and for distant shipment, the difference in weight will be almost sufficient to pay for the labor.

Appreciating fully the liberal patronage bestowed upon us in the past, we shall always endeavor to merit the good will and patronage of our friends in the future by our continued efforts to serve them promptly and to give them entire satisfaction.

GERNERT BROS. LUMBER CO.,

LOUISVILLE, KY.

AUG. 1, 1898





## General Information.

Please notice that all quotations made, are based on "Stock Work" and "Stock Sizes," unless otherwise specified, and when given by measurement, the price named is on each 100 or 1000 feet as the case may be. "Special" or "Odd" work is that which is not carried in stock and has to be made to order. It is just as expensive to set up a machine to run one door or window, as it would be to run a dozen, consequently it must command a higher proportionate price.

This also applies to "Stock Work" when selected or made for Oil Finish, and on orders for less than 200 feet of any kind of lineal work, and when specific lengths are required an extra charge will be made for cutting. The fact that a certain design, size, or style is found in one or more catalogues, does not imply that it is Regular or Stock Work, in fact very few stock designs are to be found in any catalogue by reason of their popularity.

No charge made for less than 10 cents. All quotations are subject to change without notice, and "Estimates" hold good only for ten days, unless otherwise agreed upon.

### Thicknesses and Widths.

All lumber is measured on a basis of one square foot, one inch in thickness. Manufactured stock measures  $\frac{1}{8}$  to  $\frac{1}{4}$  inch less than the rough, and when produced less than an inch in thickness it is measured the same as if it were an inch, the variation being made in the price, that is, one inch boards are  $\frac{7}{8}$  inch,  $1\frac{1}{4}$  inch boards are  $1\frac{3}{8}$  inch,  $1\frac{1}{2}$  inch boards are  $1\frac{3}{8}$  inch, 2 inch boards are  $1\frac{3}{4}$  inch and so on when surfaced, but are counted full thickness (excepting Northwestern White Pine and Universal Moulding and Flooring which require an additional 1-16 inch in working).

Panel, Pattern and Ceiling stock  $\frac{1}{4}$  inch,  $\frac{3}{8}$  inch,  $\frac{1}{2}$  inch,  $\frac{5}{8}$  inch and  $\frac{3}{4}$  inch are reckoned as one inch thick. In working stock to widths the measurement is based on the size of the material before the work is done: i. e., Mouldings counted as 4 inches wide are finished  $3\frac{3}{4}$  inches.

Six inch Strips when surfaced on four sides will finish  $\frac{7}{8}$  inches or 13-16 inches x  $5\frac{1}{2}$  inches. Flooring Strips 1 inch x 4 inches will finish  $\frac{7}{8}$  inch or 13-16 inch by  $3\frac{1}{4}$  inch, etc.

In making Doors, Sash and Blinds from surfaced lumber, the finishing requires an additional 1-16 inch to be taken from the work, that is, 1 inch doors, will finish 13-16 inch,  $1\frac{1}{4}$  inch doors will finish 1 1-16 inches,  $1\frac{1}{2}$  inch doors will finish 1 5-16 inches, 2 inch doors will finish 1 11-16 inches, etc.



## Terms.

Our terms are *Cash* and all prices are based upon these terms. When special arrangements are entered into with regular customers for time payments, the amount including exchange will be drawn for at sight based on an average date of monthly purchases. On the first of each month we render statements of accounts, and unless notified at once to the contrary, we assume that the statement is correct. We require settlements made monthly.

Remittances must be prepaid and interest will be charged on accounts past due. C. O. D. orders must be accompanied by a cash deposit equal to one-fourth of the amount of the order. All claims for damages must be made within 5 days from receipt of goods.

Outside of Jefferson Co., Ky., we sell to dealers only.



## Insurance.

The matter of Insurance has at all times been a necessity, but until recently the value of it has not been sufficiently appreciated. Every house owner should carry not only a policy against fire, but also protect himself against tornadoes and cyclones, as the cost is nominal.

During the erection of a building, a builder's risk should exist by all means. The cost of this precaution is but a trifle, whereas a single accident may mean the loss of the accumulation of years of labor and toil.

Fire Insurance has become so systematized that you can insure your house while it is being erected, which will cover both damage by fire and the risk of building.

All shipments are forwarded at the buyer's risk, as under such conditions the freight rates are most favorable.

We do not insure shipments unless specifically instructed to do so when the order is taken.

## Shipments.

The minimum weight of a car load of lumber and building material is 24,000 lbs.

If Doors, Sash and Blinds are loaded with lumber, the shipment takes the rate of the former, unless it is billed "Local," in which case the rate is still higher. A car of Lumber, Lath, Shingles, etc., weighing 24,000 lbs. or more, may be shipped on a car load lumber rate, and in addition thereto, Doors, Sash and Blinds may be loaded taking the "Local" rates.

When more than a half car load is to be forwarded in one shipment it is advisable to bill the same as a carload, and to save freight it is policy to fill with Shingles, Lath, Flooring or some other staple stock.

When an order contains more than one car and not enough for two, we shall avail ourselves of the privilege of forwarding the part carload with the original shipment, which then takes the car load rate. In order to do this it is necessary to hold the order until all the goods are ready, as the two cars must go forward at the same time.

In cases where delivered prices prevail, we are not to be held responsible for the safe delivery of the goods, but are chargeable only for the actual amount of freight according to rate named in our Bill of Lading, which amount may be deducted from our invoice, and the same is not subject to discount.

Our responsibility ceases after delivering goods in good order to the Railroad or Transportation Company. We do not quote prices delivered on less than car-load shipments.

All claims for overcharges on freights must be made on the Transportation Company, and we shall not be held liable for such claims. It is best not to pay the freight in cases where the Delivering Agent demands more than the inserted rate in Bill of Lading, until such overcharge is corrected.

Where this is impossible, however, a duplicate freight receipt should be demanded for the purpose of making a claim on the General Freight Agent, at the point where the shipment originated.

When packages are not in good condition at point of delivery, such fact should be noted by the Freight Agent on his receipt.

Should a shipment go astray, make a claim on the Transportation Company for the amount of the invoice accompanied by the Bill of Lading, the same as when making claim for overcharges.

Rates are most favorable when goods are shipped "Owner's risk" and unless instructed to the contrary, we ship at buyer's risk. Orders from "Prepay" stations must be accompanied by the amount necessary to pay the freight.

Shipments are not insured unless the order states specifically so to do

In case a mistake occurs in a shipment, advise us immediately and await our instructions.

Goods from other houses to be loaded by us are handled at customer's risk.

## How to Order.

Upon receipt of an order we furnish all or such portion of it as we may have in stock, and the remainder as soon as it can be turned out of the Factory, unless otherwise directed. Orders for "Special" or "Odd" work can not be altered or cancelled after the work is under way. Many dealers believe that the term "Stock Goods" covers everything listed in a price sheet or catalogue. We carry in stock all ordinary Louisville styles and sizes and many more, but there is no factory in the country which carries ALL the stock listed in the Universal price sheet, or Catalogue.

We reserve the right to fill all stock orders with styles and patterns as near as those called for, as possible, in cases where we are out of the latter. We also reserve the right to fill all orders not otherwise specified in such kind of wood as we may have in stock or as may be selected by our workmen.

Work which must go through the Factory involves more or less delay, and if the time be limited it must be so mentioned in the order. Requests for alterations or cancellations must reach us before the work is underway, otherwise the purchaser must pay for the original order.

Where special quotations have been agreed upon let your order so state, and never describe an order "Same as Last," but refer to the date of the orders and invoice desired duplicated.

In ordering Door, Sash, Blinds, Glass and "Odd" work always give WIDTH first, HEIGHT or LENGTH second and THICKNESS last, and give figures preference over scale measurements.



## How to Order

### And how to Write a Bill for Estimate.

#### WINDOW FRAMES.

*Window Frames* are usually furnished put up, but if desired we furnish them K. D. Knock Down.

1—Give number of lights and size of glass, if regular, and in addition thereto, if the frames are for odd windows, be sure to give the width and height outside of sashes, and state thickness of the latter.

2—State whether your frame is to be for a Single Sash, or a Pair, and whether for Plain Rail Sash (plank frame) or for Check Rail Sash (box frame).

3—If for Circle, Segment or Elliptic head window, or with divisions or other characteristics, give number of design from our Catalogue, or send sketch with order.

4—State whether for Brick or Frame house.

#### IF FOR BRICK HOUSE state:

- 5—(a) Thickness of wall.  
 (b) With or without wood sill.  
 (c) With or without arch strip.  
 (d) For inside or outside blinds.  
 (e) Kind of wood used for inside finish.  
 [See 1, 2, 3 and 4 above.]

#### IF FOR FRAME HOUSE state:

- 6—(a) Width of studding.  
 (b) With or without lining on outside of studding.  
 (c) Whether finished to grounds or not.  
 (d) With or without casing on outside.  
 (e) Plain or moulded casing on outside.  
 (f) If cap over frame is wanted, give our Catalogue number.  
 (g) If top sash is smaller than bottom sash, state whether or not a top pocket is required for bottom sash to slide into.  
 [See 1, 2, 3 and 4 above.]

P. S.—Unless otherwise specified we put on square hanging stiles and use the celebrated Fox's steel pulleys in box frames.



## Door Frames and Jambs.

If your Frame is for the outside of your building call it a "Door Frame" and if it is to be used inside call it a "Set of Jambs."

1—Give size of Door and Transom (if any).

2—For brick or frame house.

### IF DOOR FRAME FOR BRICK HOUSE state:

- 3—(a) Thickness of wall and width of jamb.  
 (b) Thickness of jamb.  
 (c) Plain or moulded on outside edge.  
 (d) Plain or paneled jamb, and if latter, give arrangement of panels.  
 (e) Depth of rabbet.  
 (f) With or without wood sill.  
 (g) Kind of wood used for inside finish.  
 (h) State whether you want to paint your frame or oil it.  
 [See 1 and 2 above.]

### IF DOOR FRAME FOR FRAME HOUSE state:

- 4—(a) Width of studding and width of jamb.  
 (b) Thickness of jamb.  
 (c) With or without lining on outside of studding.  
 (d) Whether finished to grounds or not.  
 (e) With or without casing on outside.  
 (f) Plain or moulded casing on outside.  
 (g) If cap over frame is wanted, give our Catalogue number.  
 (h) Depth of rabbet.  
 [See 1 and 2 above.]

### IF JAMBS FOR BRICK HOUSE state:

- 5—(a) Thickness of wall and width of jamb.  
 (b) Thickness of jamb.  
 (c) Plain or paneled jambs, and if latter, give arrangement of panels.  
 (d) Depth of rabbet and if one or both edges are to be rabbeted.  
 (e) Kind of wood wanted.  
 (f) For painted or oil finish.  
 [See 1 and 2 above.]

### IF JAMBS FOR FRAME HOUSE state:

- 6—(a) Width of studding.  
 (b) Full width of jamb.  
 (c) Thickness of jamb.  
 (d) Depth of rabbet and if one or both sides are to be rabbeted.  
 (e) Kind of wood wanted.  
 (f) For painted or oil finish.  
 [See 1 and 2 above.]



## DOORS.

Unless otherwise specified we reserve the privilege of furnishing Doors 1 1/2 inch in thickness, first quality, of such material as we have in stock and for paint finish.

### IN ORDERING PANEL DOORS state:

- 1—Width, height, thickness and quality.
- 2—For paint or oil finish.
- 3—Number of panels and how arranged or give Catalogue number.
- 4—If Moulded, state flush mold (F. M.) or raised mold (R. M.), and state whether one or both sides are to be moulded and how each side is to be finished.

### SASH DOORS state:

- 5—(a) If open or glazed.
  - (b) Kind of lights and number of glass.
  - (c) If Marginal or other divisions give our Catalogue number or sketch.
  - 6—If Circle Head (C. H.), Segment Head (S. H.), or Elliptic Head send sketch and give radius. If square Head with Circle, Segment or Elliptic panels or lights send sketch giving arrangement of same.
- [See 1, 2, 3 and 4 above.]

### STORE DOORS state:

- 7—(a) Single or double thickness
  - (b) How finished on outside.
  - (c) Height to top of lock rail
- [See 1, 2, 3, 4, 5 and 6 above.]

### SHOW FRONTS give:

- 1—Width, height and thickness including panels below and transom above if required.
- 2—Thickness of sill and heights of panels, and how finished, on one or both sides.
- 3—Thickness and width of transom bar.
- 4—Sketch or Catalogue number giving number of lights, and how arranged.
- 5—Open or glazed and kind of glass
- 6—If sash only are wanted give outside measure and thickness.

## Blinds.

Outside Blinds are designated "O. B."

Inside Blinds are designated "I. B."

Stationary Slats are designated "S. S."

Rolling Slats are designated "R. S."

A Pair of Blinds indicates 2 pieces.

A Set of Blinds indicates more than 2 pieces.

A Blind indicates one piece.

1—Give number of lights and size of glass, if regular, and outside measurement if odd.

2—Thickness.

### OUTSIDE BLINDS O. B.

3—(a) Mention kind of Slats S. S. or R. S.

(b) Single or in Pairs.

(c) For large and Mullion Windows give number of folds.

[See 1 and 2 above.]

Regular stock consists of  $1\frac{1}{8}$  inch R. S. and  $1\frac{3}{8}$  inch S. S.

Panel Blinds and half panel and half slats, or  $\frac{1}{2}$  R. S. and  $\frac{1}{2}$  S. S. are all odd, and must be explicitly ordered.

### INSIDE BLINDS I. B.

4—(a) Give number of folds.

(b) Full width and height of Blinds.

(c) If all Panels (No. 5,962), or  $\frac{3}{4}$  Panel and  $\frac{1}{4}$  Slats (No. 5,961).

If required otherwise give Catalogue number or send sketch.

(d) For paint or oil finish.

[See 1 and 2 above.]

Our regular stock consists of four fold,  $\frac{7}{8}$ -inch thick, made to cut twice, once at meeting rail and once between meeting rail and bottom rail of Sash. We carry in stock, solid panels No. 5,962 and  $\frac{3}{4}$  Panel and  $\frac{1}{4}$  Slats vertical rolling (No. 5,961.)



## Windows and Sash.

A Window and a Pair of Sash is one and the same thing, but while a Pair of Sash is composed of two pieces each containing the same number and size of lights, a Window may embrace two or more Sash, and each may contain lights varying in size and number.

A Sash indicates one piece.

A Set of Sash indicates more than two pieces.

1—Give number of lights and size of glass, if regular, but if your Windows are odd, be sure to give width and height of Frames in addition to above.

2—Give thickness.

3—State if Single Sash, Pairs or Sets.

4—Plain or check rail.

5—Open or glazed and kind of glass.

6—For paint or oil finish.

7—If for Circle, Segment or Elliptic head frames, or if Marginal lights or other divisions are wanted give number in our Catalogue, or send sketch.

Our regular radius is the width of frame; if otherwise, give spring line.

## Stairwork.

1—Give sketch or Catalogue number of ground plan and elevation.

2—Give height from top of floor to top of floor.

3—Give width of second story joist.

4—Give size and location of well hole.

5—State where doors or other openings are located, if any, near beginning or landing of Stairs, or underneath the same.

6—Send sketch or Catalogue number of Base used in building.

7—Should Treads and Risers be housed into wall strings or butted.

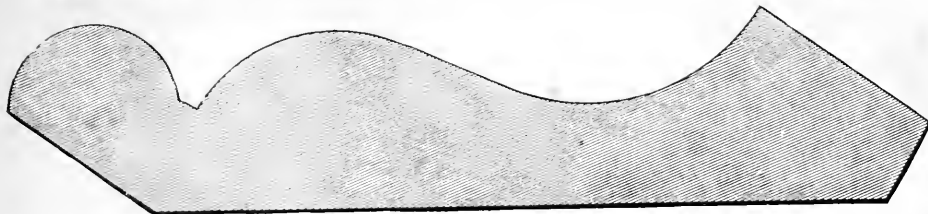
8—Should Treads and Risers be blocked and glued, or plain.

9—Give Catalogue number of Rail, Newel and Balusters desired.

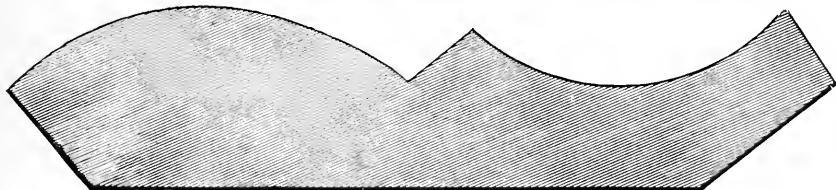
10—How finished underneath.

11—Kind of material wanted.

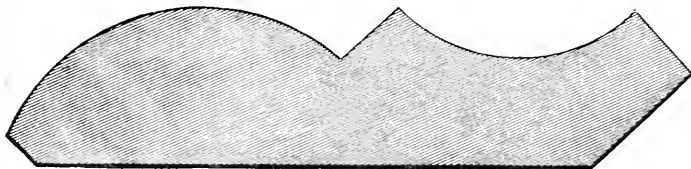
**NOTE.**—In case you cut your own carriages give number and height of risers and width of treads in the carriages, full length of treads and state if Nosing and Scotia should return on ends. Describe plainly what portion of the Stair you desire us to furnish, and answer question above set forth.



4001



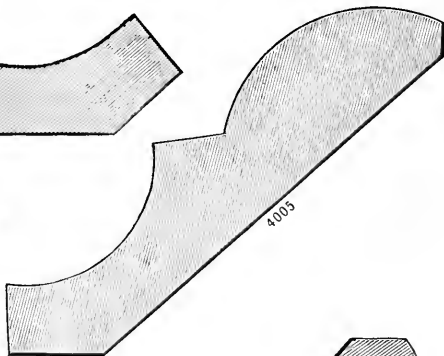
4002



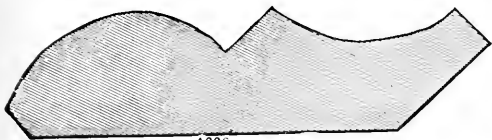
4003




4004




4005



4006



4007




4008

CROWN MOULDINGS—Full Size.



4009



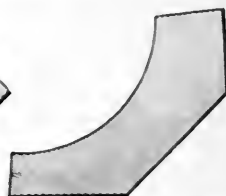
4010



4011



4012



4017



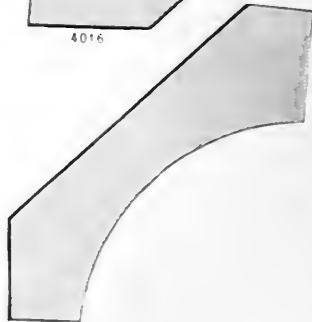
4013



4016



4014



4015




4018

CROWN MOULDINGS—Full Size.






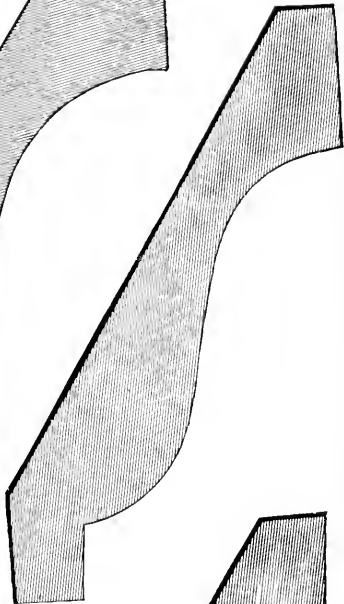
4020



4019



4021



4022



4024



4023



4027




4026

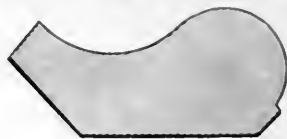


4025

CROWN MOULDINGS—Full Size.



4028



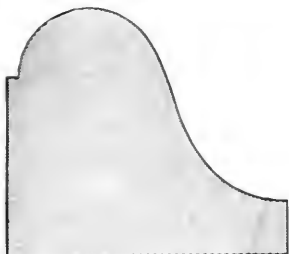
4031



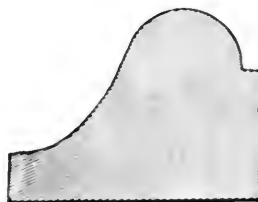
4029



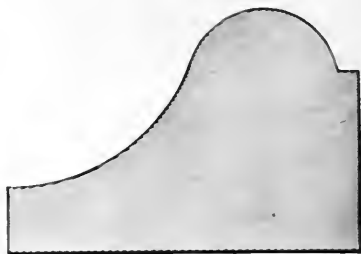
4030




4033



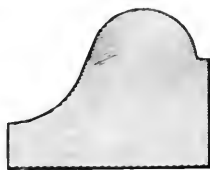
4034



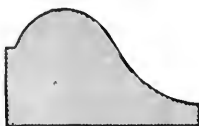
4032




4035



4036



4037




4038



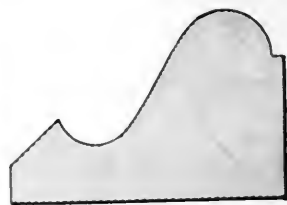
4040




4039




4041




4042



4043



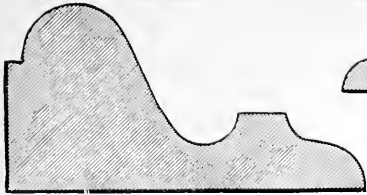
4044



4045




4046




4047



4049




4048




4050



4051




4052



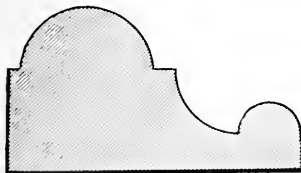
4053



4055




4054



4056



4057




4058



4059



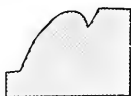
4060



4061



4062



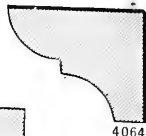
4066



4063



4065



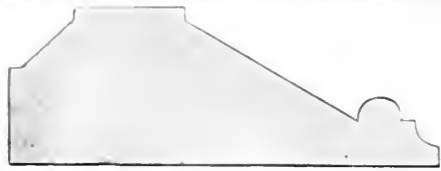
4064




4067



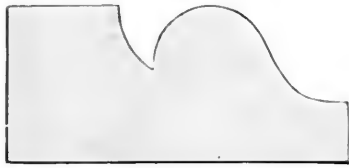
4068



4069



4070



4071



4072



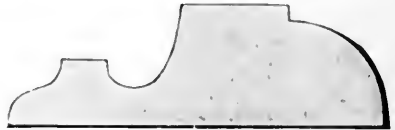
4073



4074



4075




4076



4077



4078



4079



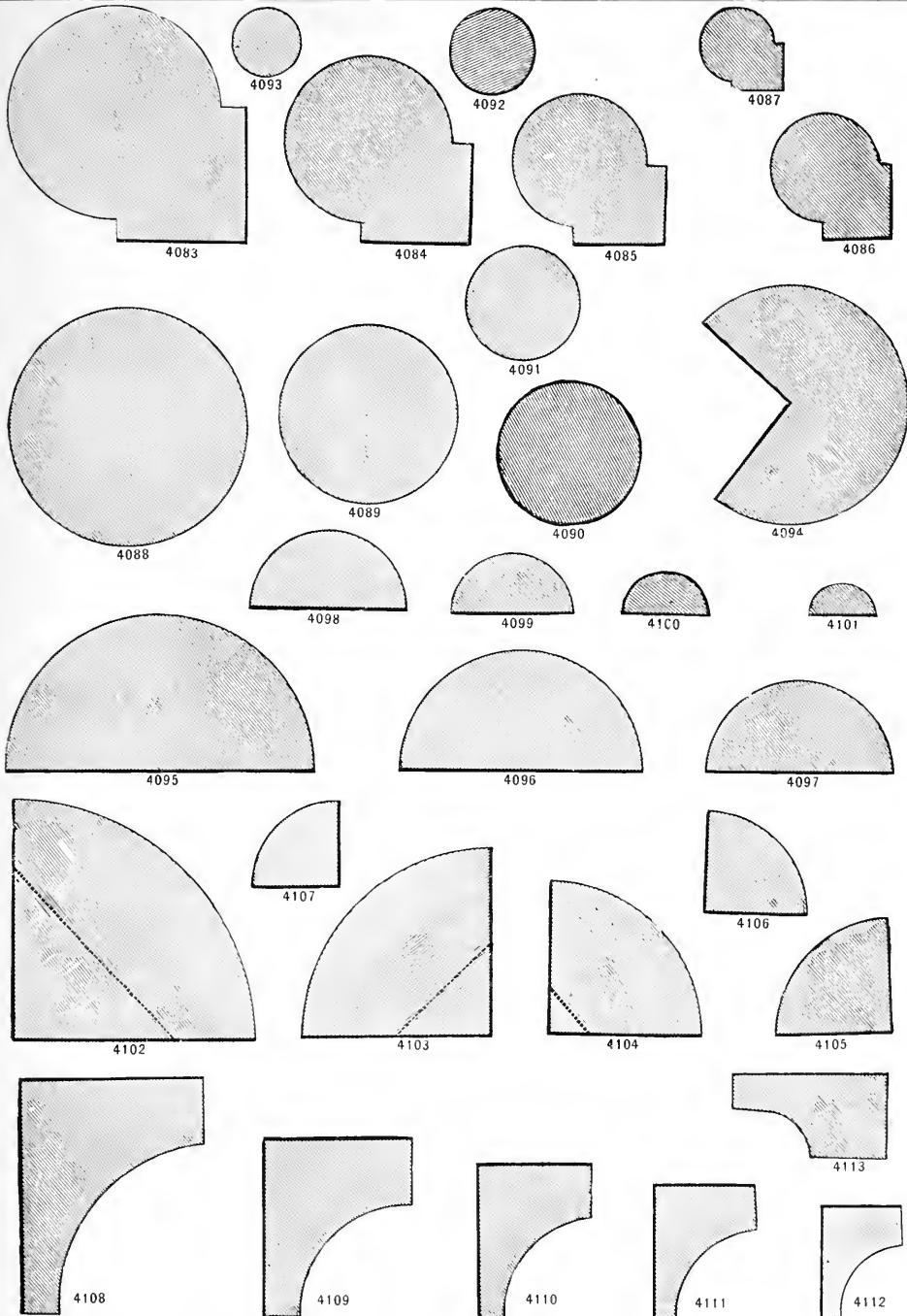
4080



4081



4082



BEADS, ROUND AND SCOTIA—Full Size.



4114



4115



4116



4120



4122



4118



4117



4119



4121



4123



4124



4125



4126



4130



4127



4129



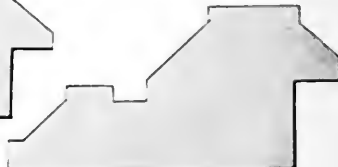
4128



4131



4133



4132



4134



4135



4137



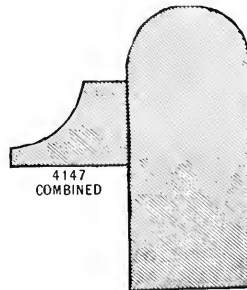
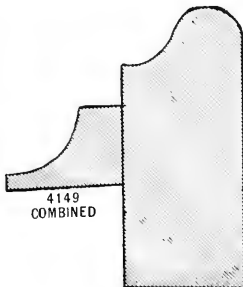
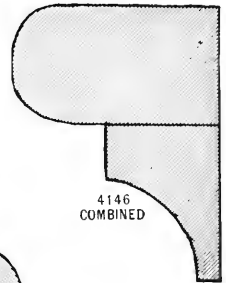
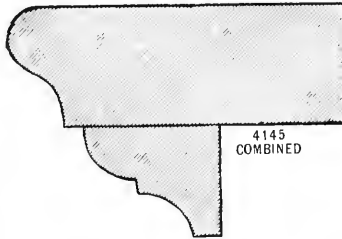
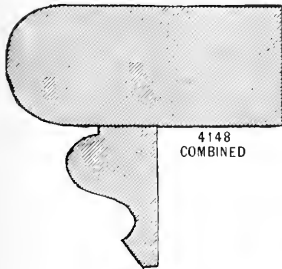
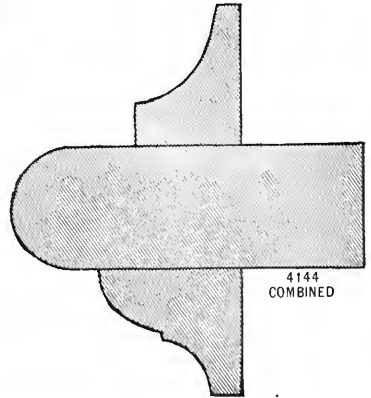
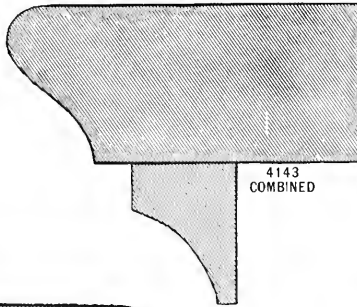
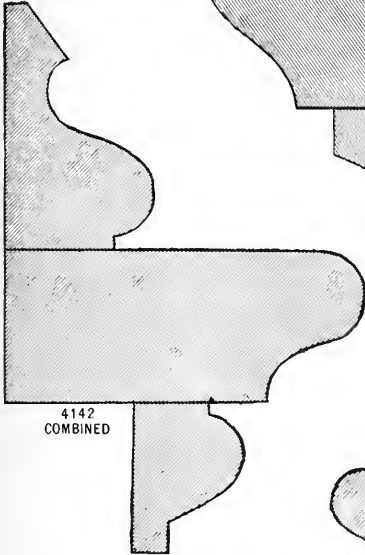
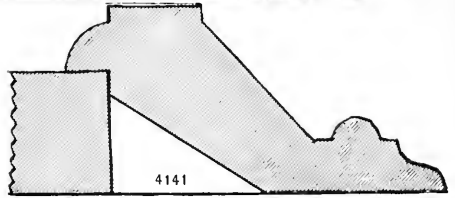
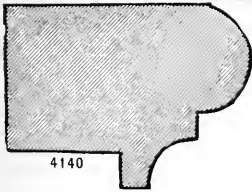
4139



4136



4138




CAPS—Full Size.



4150



4151




4152



4153



4155



4154



4156



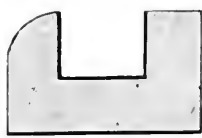
4157




4158



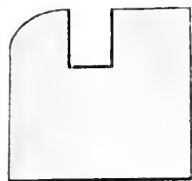
4159



4160



4161



4162



4163



4166



4169



4167



4164



4165




4168



4170



4171



4172



4175



4176



4174



4173



4178



4177




4180



4179




4181



4182

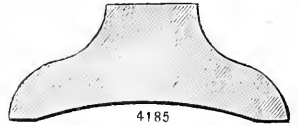





4183




4184



4185




4190



4186



4189



4188



4187



4191



4192



4193



4196




4194




4195




4197




4198




4199




4200



4201



4202



4203



4204

STRIPS--Full Size.



4205




4206



4207



4208




4209



4210

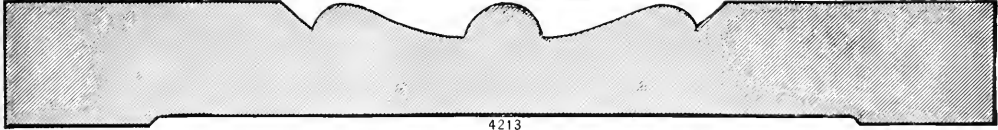


4211



4212

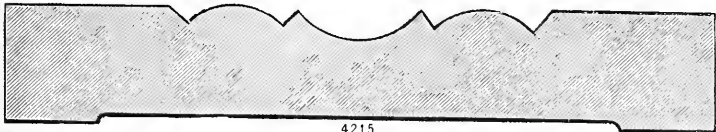
CASING—Full Size.




4213



4214




4215




4216



4217




4221




4220



4219



4218



4222



4223



4224



4225



4226



4226 1/2



4228



4229



4230



4227

STOOLS AND SUBSILLS—Full Size.



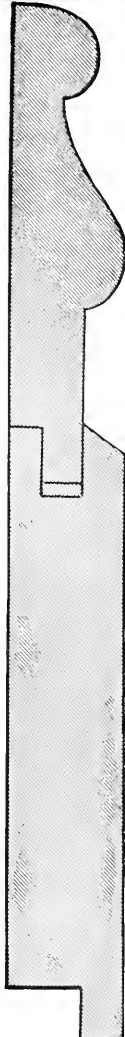
4231



4232




4233



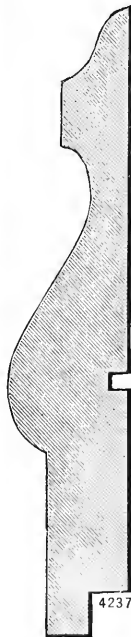
4238 COMBINED



4236



4239



4237




4235



4234

BASE—Full Size.



4240



4241



4242



4243




4244




4245 COMBINED


BASE—Full Size.



4246



4247



4248



4249



4250



4251

JAMBS—Full Size.



4252



4253




4254




4259




4255




4256



4260



4257





4258



4261

FRAMES AND CORNER STRIPS—Full Size.



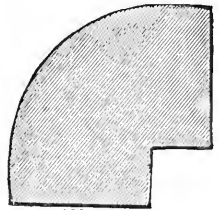


4262 COMBINED


4263



4264



4265



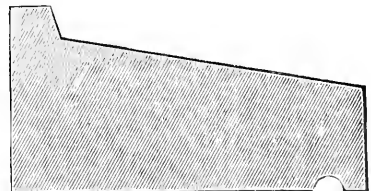
4266



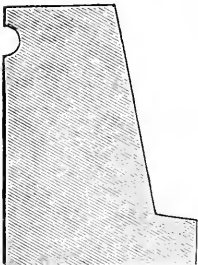
4267



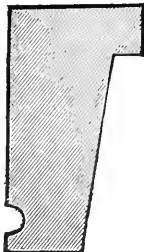
4268



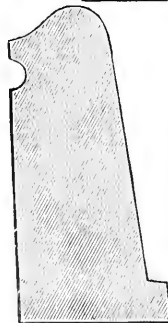
4269



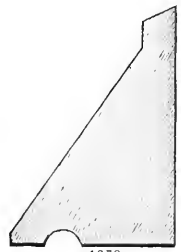
4270



4271

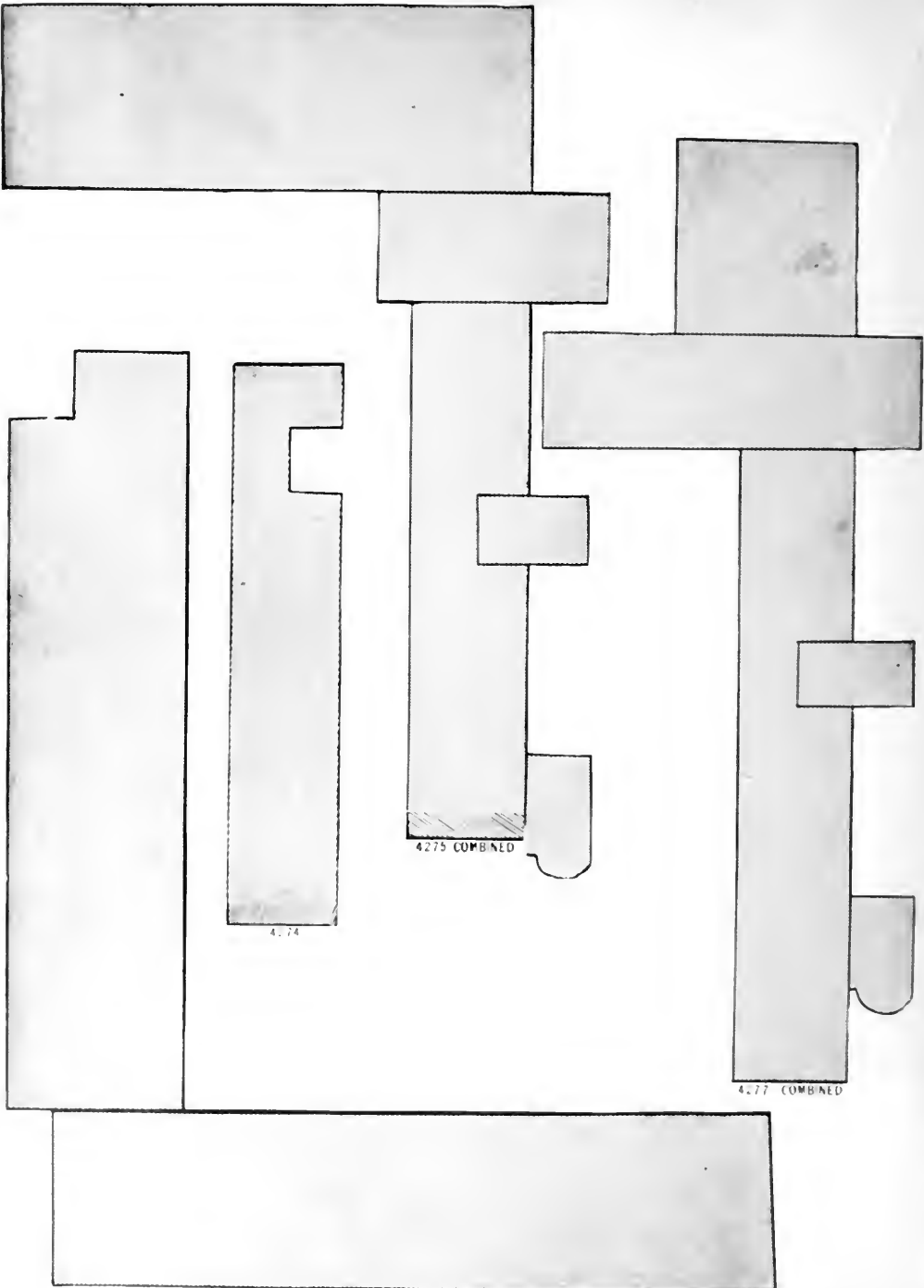


4272



4273

CORNER STRIPS AND DRIP CAPS—Full Size.




4274

4275 COMBINED

4277 COMBINED

4276 COMBINED  
FRAMES - Full Size.



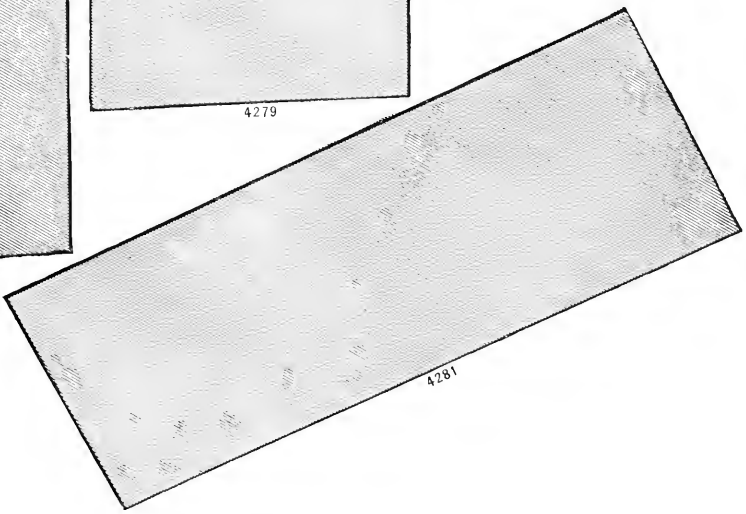
4278



4279



4280



4281

**SILLS—Full Size.**




4282



4284



4284



4286



4285



4287



4288



4289



4290



4291



4292




4293




4294


SASH STOCK—Full Size.



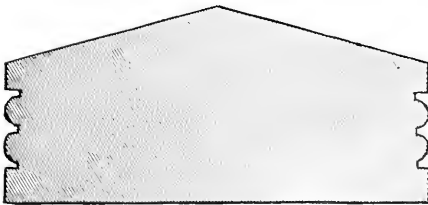
4295




4296




4297



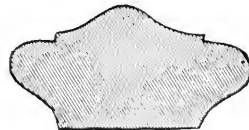
4298



4300


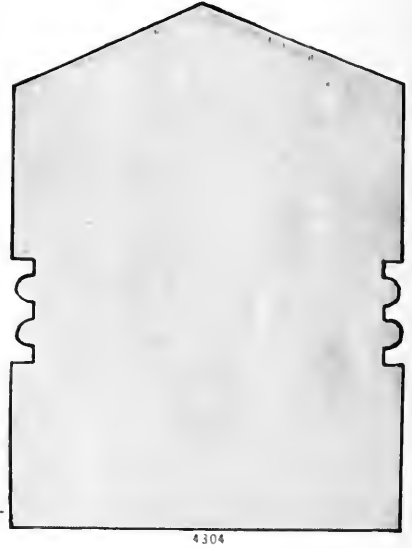
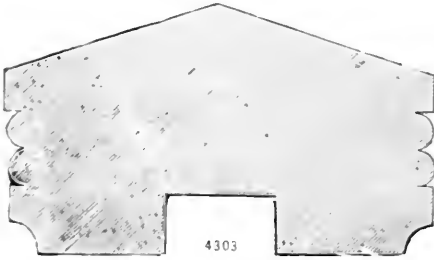
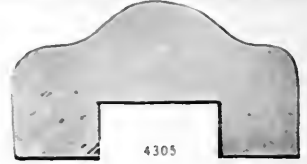



4299




4301


RAILS—Full Size.



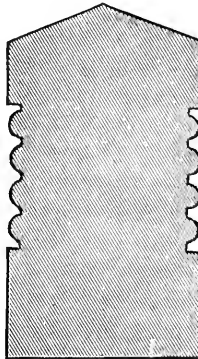
RAILS—Full Size.



4308



4309



4310



4311




4314



4312



4313

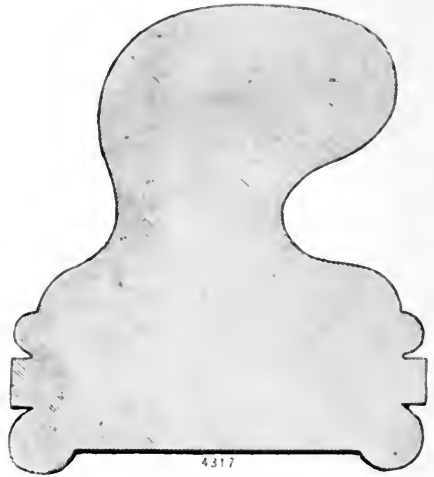


4315

RAILS—Full Size.




4316



4317



4318




4319

**HAND RAILS - Full Size.**

For Other Styles See Pages 274, 275, 276, 277.






4320



4321



4322



4323



4324



4325



4326



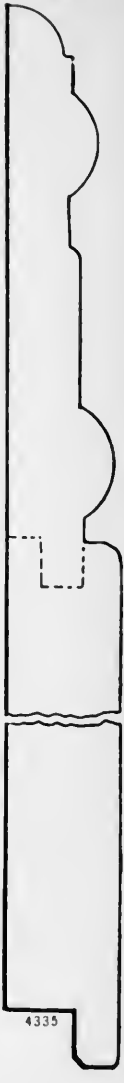
4327




4328



4329



BASE—Full Size.




4337




4338



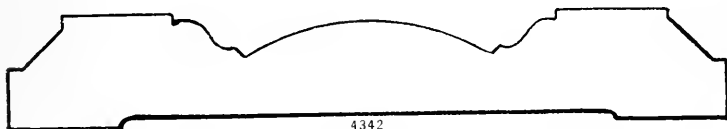
4339



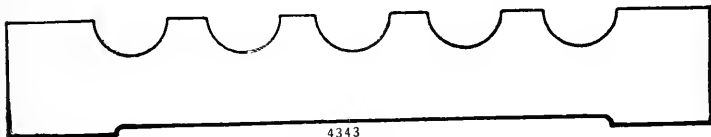
4340



4341



4342




4343




4344


CASING—Full Size.




4345



4346



4347




4348




4352



4349





4350

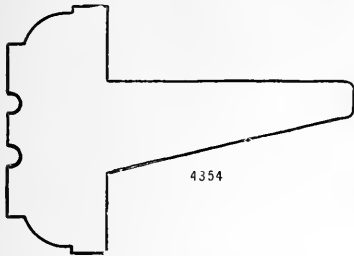


4351

CASING--Full Size.



4353



4354



4357



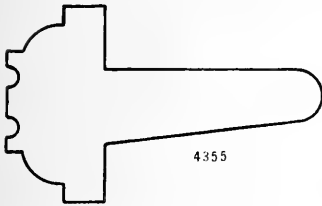
4358



4356

SHELF EDGES  
AND CLEATS.

ASTRAGALS.

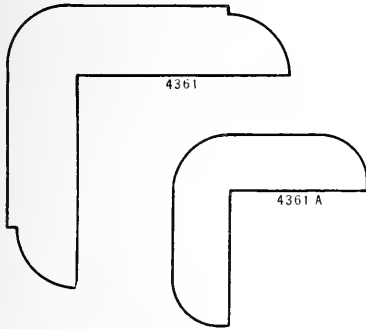


4355




4359

HOOK STRIPS.




4361

4361 A




4360



4360 A




4360 B




4364

CORNER BEADS.

HEARTH STRIPS.



4362



4363

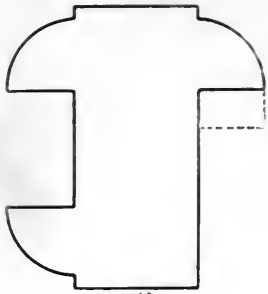


4365

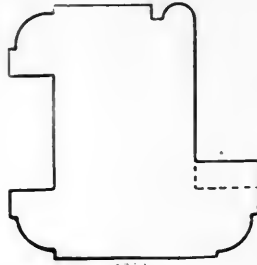


4366

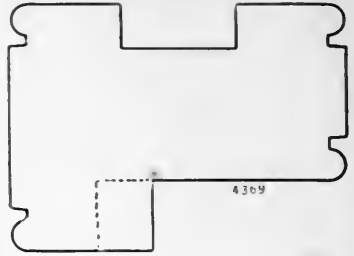
ASTRAGALS CLEATS, STRIPS AND CORNER BEADS--Full Size.



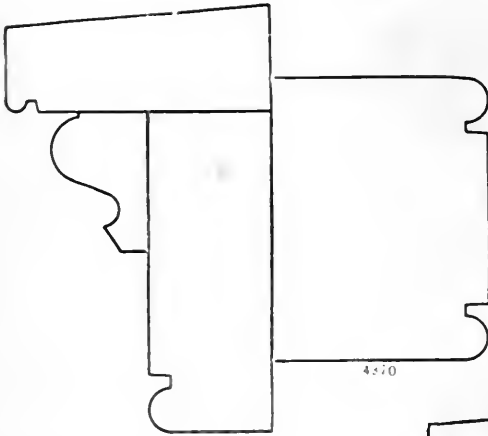
4367  
Partition Frames.



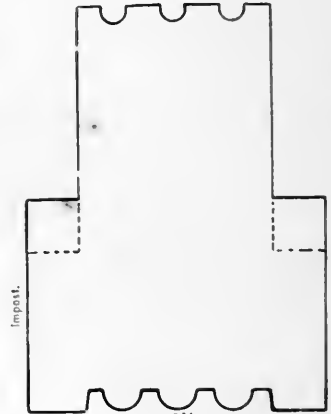
4368



4369



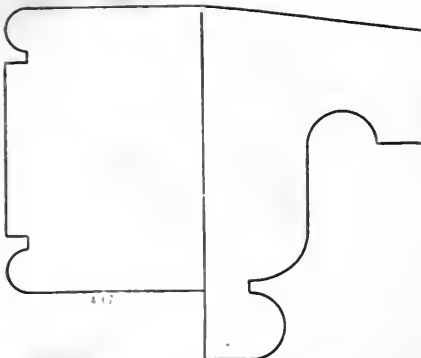
4370



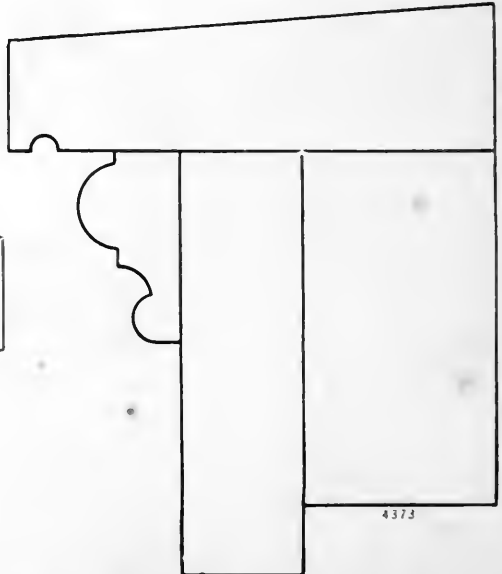
Impost.

4371

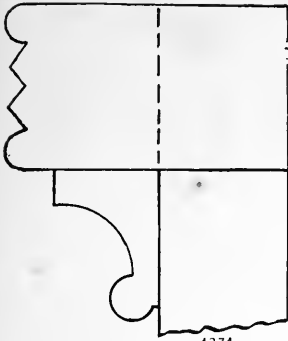
Transom Bars.



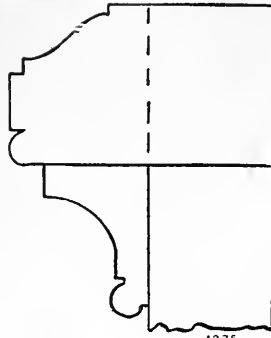
4372



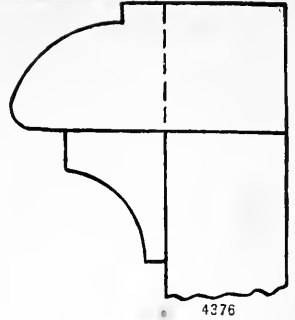
4373



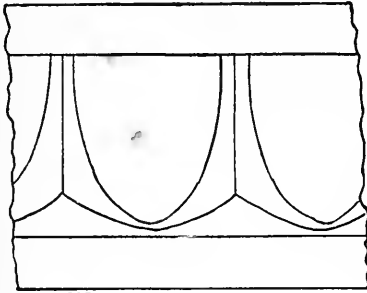
4374



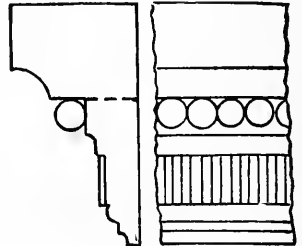
4375



4376



4377



4378



4379



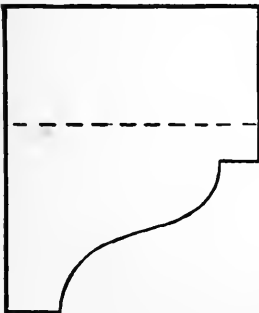
4380



4381



4380 A



4382



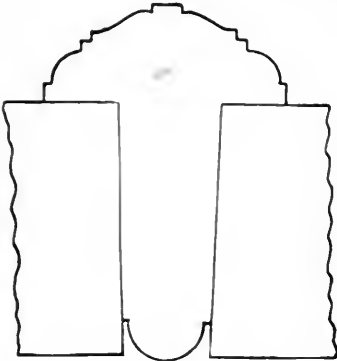
4383



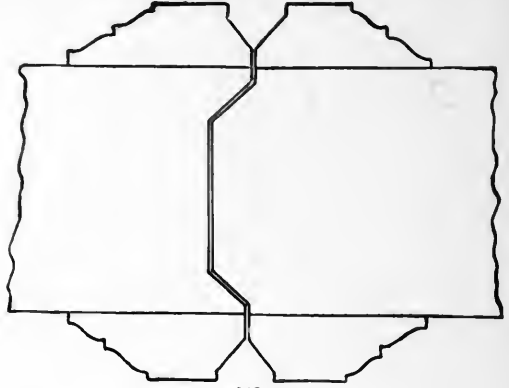
4384



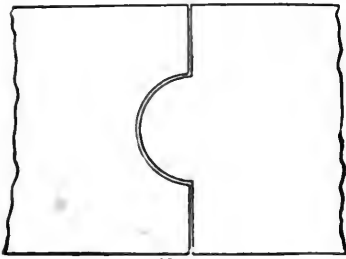
4385



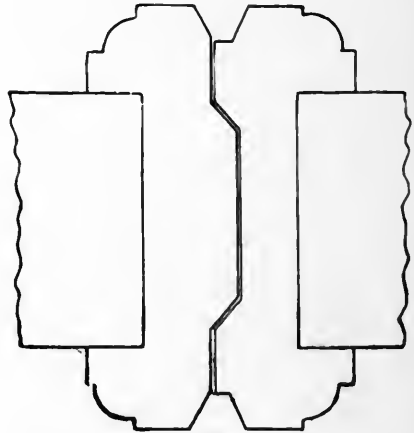
4386



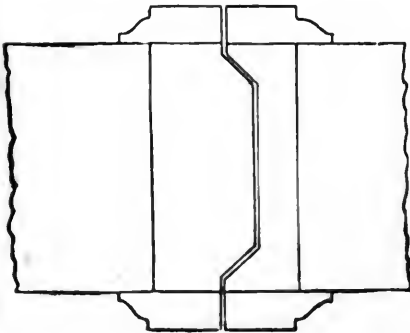
4387



4388



4389

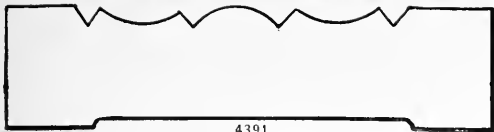


4390




4380 A

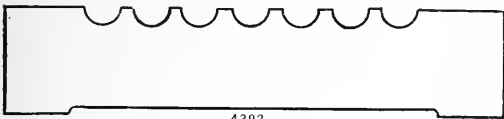





4391



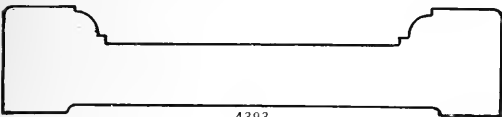
4396



4392



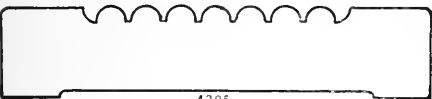
4397




4393



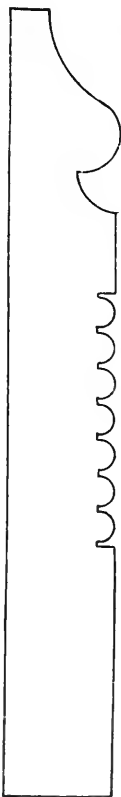
4394



4395




4395 1/2



4398



4398 1/2





4400

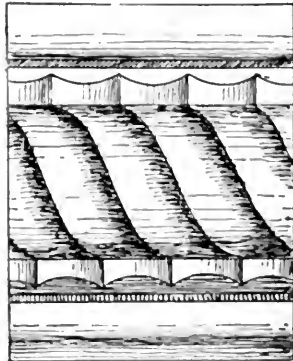
Made in any width.




4399




4403 5" x 3"



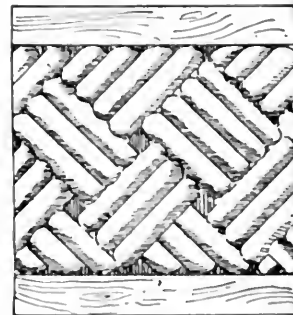
4404 5" x 2 1/2"



4401 7-16" x 3 1/4"



4402 1 1/2" x 1"



4405 5" x 2 1/4"




4406 5" x 1 1/2"

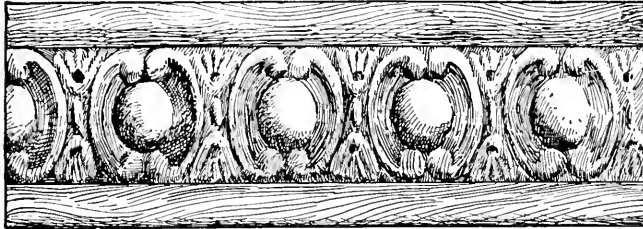


EMBOSSED MOULDING.


These Designs can be worked on other Mouldings.




4407  $\frac{3}{4} \times 2$



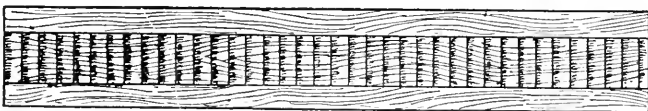
4408  $5\frac{1}{2} \times 1\frac{3}{4}$



4409  $3\frac{1}{4} \times 1\frac{1}{4}$



4410  $2\frac{1}{4} \times 2\frac{1}{4}$



4411  $2\frac{1}{2} \times \frac{3}{4}$



4412  $\frac{3}{4} \times 5-16$



**EMBOSSSED AND CARVED MOULDINGS.**

These Designs can be worked on other Mouldings.




4413 3/4 in. across face



4414 5/8 in. across face



4415 5/8 in.



4416 3/4 x 2 1/4



4417 3/4 x 1 1/4



4418 7/8 x 2 1/2

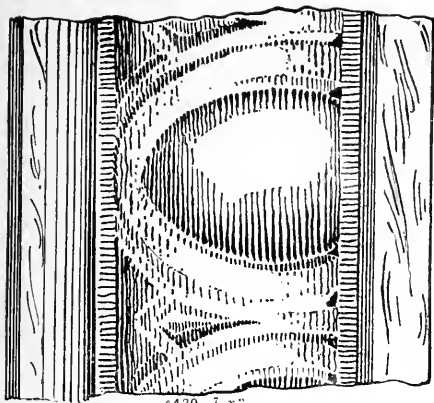


4419 1 1/2 in. across face



EMBOSSSED AND CARVED MOULDING.

These Designs can be worked on other Mouldings.



4420  $7\frac{1}{2} \times 11$



4422  $6 \times 3\frac{1}{2}$



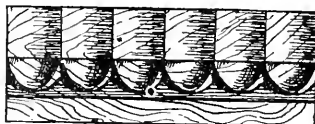
4423  $7\frac{1}{2} \times 5\frac{1}{2}$




4424  $7\frac{1}{2} \times 10$



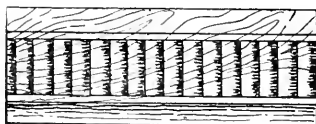
4425  $7\frac{1}{2} \times 10$



4426  $7\frac{1}{2} \times 11$



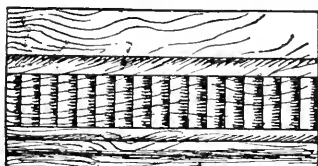
4427  $7\frac{1}{2} \times 11\frac{1}{2}$



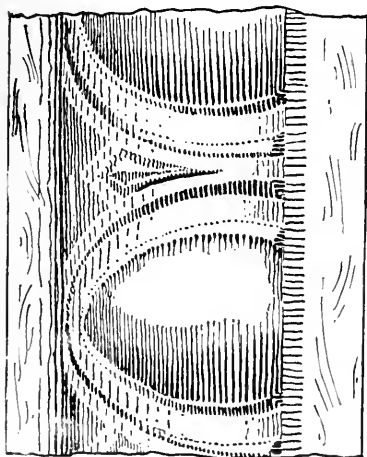
4428  $7-10 \times 7\frac{1}{2}$



4429  $7-10 \times 11$



4430  $7\frac{1}{2} \times 11-16$

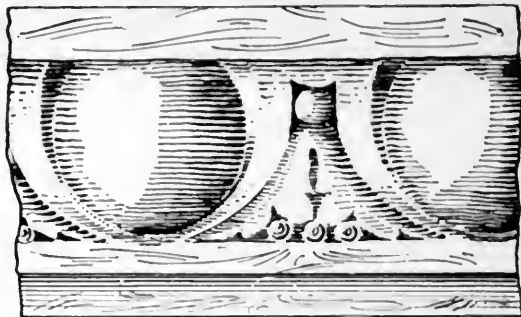
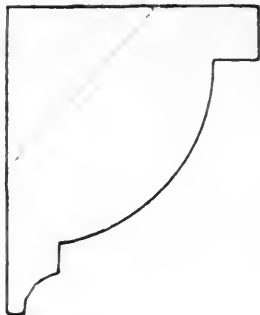


4421  $7\frac{1}{2} \times 21\frac{1}{2}$


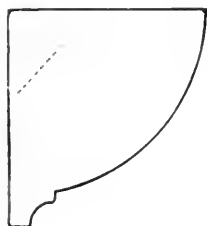


**EMBOSSSED AND CARVED MOULDING.**

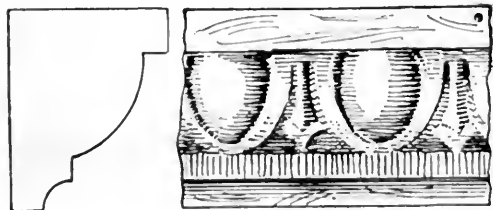
These Designs can be worked on other Mouldings.



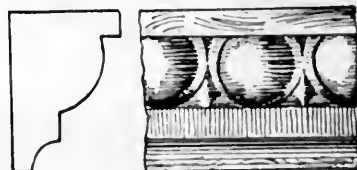
4431 1 1/2" x 2 1/2"




4432 1 1/2" x 2"




4433 1 1/2" x 1 1/2"



4434 13-16" x 1 1/2"



4435 1/2" x 1/2"



4436 1 1/2" x 1/2"



4437 1/2" x 1/2"



4438 1/2" x 1 1/2"




4439 1/2" x 1 1/2"

**EMBOSSED EGG AND DART MOULDING.**

These Designs can be worked on other Mouldings.



4440 A Quar. Round. 1 1/2 Dia.  
4440 B Half " " "  
4440 C Full " " "




4440 7/8 Dia.



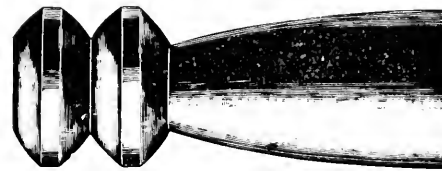
4441 5/8 Dia.



4442 3/8 Dia.




4443 1 1/4 Dia.



4444 1 1/8 Dia.



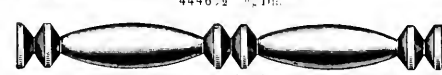
4445 1 1/4 Dia.




4446 1 1/2 Dia.



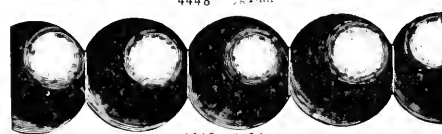
4446 1/2 3/4 Dia.



4447 5-16 Dia.



4448 7/8 Dia.



4449 3/4 Dia.



4450 1/2 Dia.



4451 3/8 Dia.



4451 1/2 3/16 Dia.



4452 1/4 Dia.



4453 3-16 Dia.




4454 1/8 Dia.



4455 3/4 Dia.




4456 3/4 Dia.



4457 3/4 Dia.



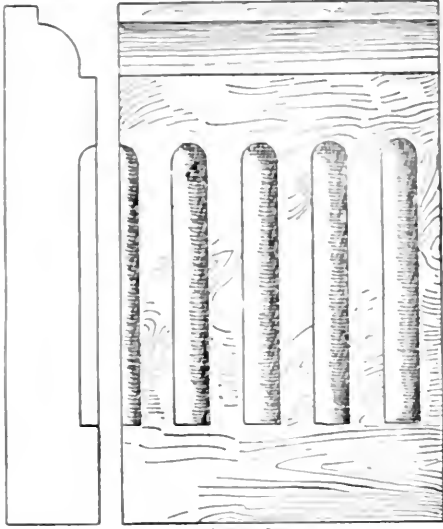
4458



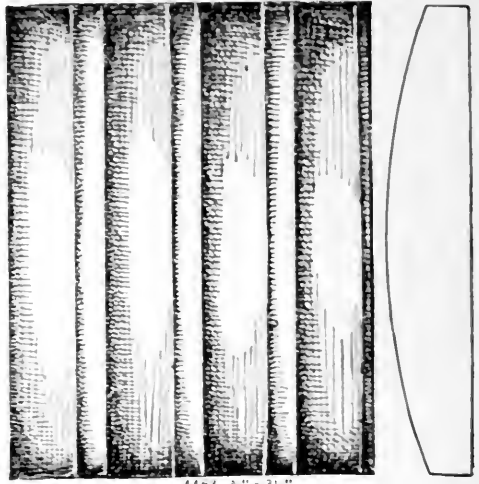
4459 Sizes See price list.

TURNED ROPE AND BEAD MOULDING

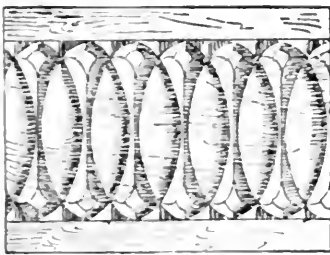
Split to order.



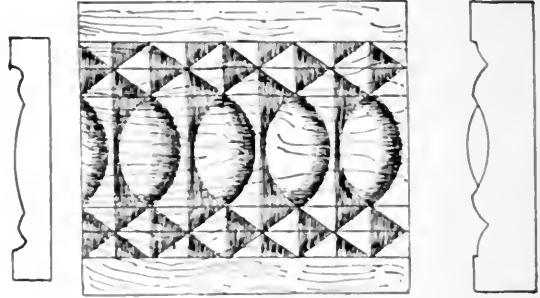
4460 1" x 3 1/2"




4463 1/2" x 3 1/2"




4461 1" x 1 1/2"



4464 1/2" x 2"




4462 1/2" x 1 1/2"




4465 1/2" x 1 1/2"

**GENUINE CARVED MOULDINGS.**  
 These Designs can be worked on other Mouldings.


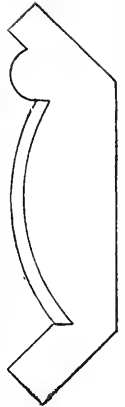




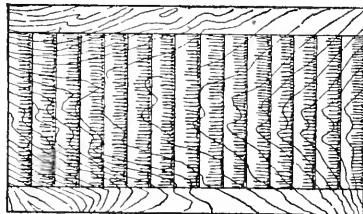
4466 5-16" x 2 3/4"



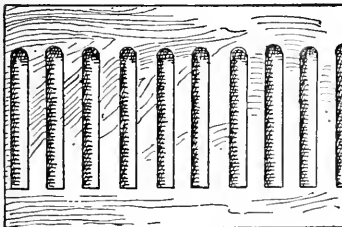
4469 5" x 2 1/4"



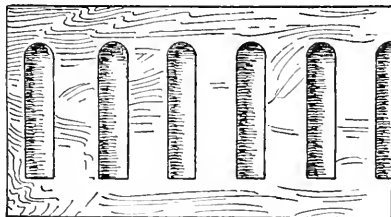

4467 1/4" x 1 1/2"



4470 1/4" x 1 3/4"



4468 1 1/2" x 1 1/2"



4471 3/4" x 1 1/2"




4472 3-16" x 3/4"



**GENUINE CARVED MOULDINGS.**


These Designs can be worked on other Mouldings.




4473 5-16" x 1 1/4"



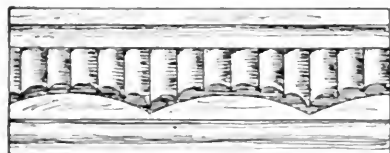
4478 1/2" x 1 1/4"




4474 1/2" x 1"




4479 1/2" x 1/2"  
4479 A 3/4" x 3/4"  
4479 B 1/2" x 1 1/4"



4475 3/4" x 1"




4480 1/2" x 1/2"




4476 3/4" x 1"



4481 3-16" x 1/2"



4477 3/4" x 1"

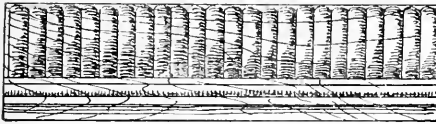


4482 1/2" x 1 1/4"

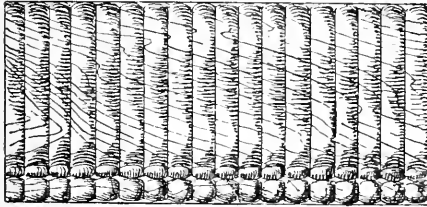
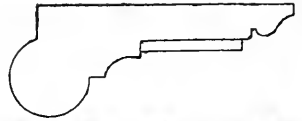


**GENUINE CARVED MOULDINGS.**

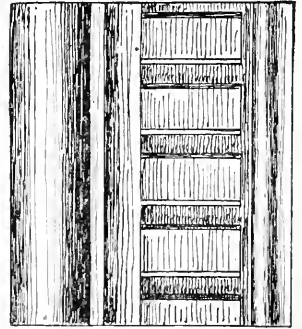
These Designs can be worked on other Mouldings.



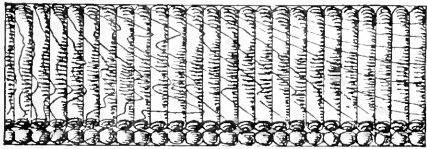
4483  $\frac{3}{4}$ " x  $2\frac{1}{4}$ "



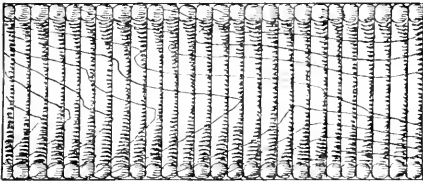

4484  $1\frac{1}{2}$ " x  $1\frac{1}{2}$ "



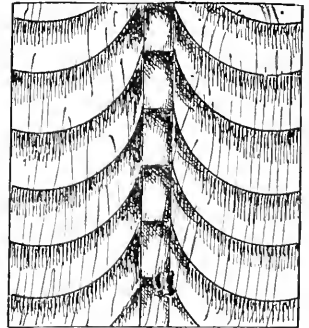
4489  $2\frac{1}{4}$ " x 2"




4485 3-16" x 1"




4486  $1\frac{1}{2}$ " x  $1\frac{1}{4}$ "



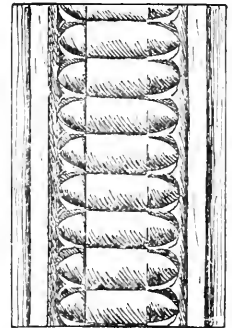
4490  $\frac{1}{2}$ " x 2"



4487  $\frac{3}{4}$ " x  $\frac{3}{4}$ "




4488  $1\frac{1}{2}$ " x  $1\frac{1}{2}$ "



4490 A 5-16" x  $1\frac{1}{4}$ "  
4490 B 5-16" x  $1\frac{1}{2}$ "


**GENUINE CARVED MOULDINGS.**

These Designs can be worked on other Mouldings.




4491

5" x 1 1/2"



4492

5" x 1"




4493

5" x 1 1/4"




4494

5" x 1 1/8"



4495

5" x 1 1/4"




4496

5" x 1"


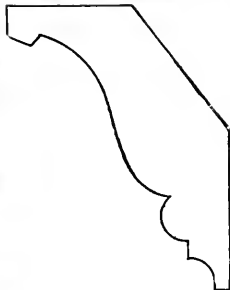


GENUINE CARVED MOULDINGS.  
These Designs can be worked on other Mouldings.




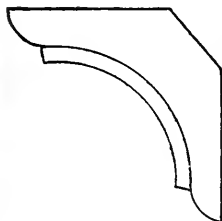
4496

2 1/2" face.



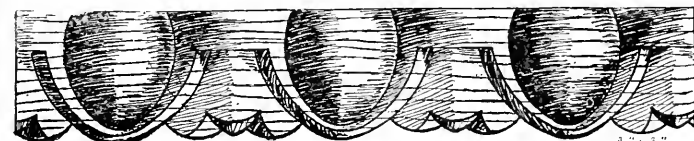
4497

2" face




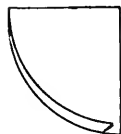
4498

2 1/4" face.



4498 a.

1 1/2" x 1 1/2"




4499

1 1/2" x 1 1/2"



4498 b.

1 1/2" x 1 1/2"



4500

3-16" x 7-16"




4498 c.

5-16" x 7-16"




**GENUINE CARVED MOULDINGS.**


These Designs can be worked on other Mouldings.



4501 1/2" x 4" x 11"



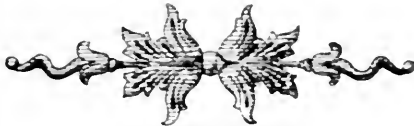
4502  
5/8" x 4" x 16"    5/8" x 4" x 10"  
5/8" x 3 1/2" x 14"    5/8" x 3" x 12"  
5/8" x 2 1/2" x 10"    5/8" x 3" x 8 1/4"  
5/8" x 2 1/4" x 7"



4503 1/2" x 3 1/4" x 11"



4504  
5/8" x 5 1/2" x 24"    5/8" x 4 1/2" x 30"  
5/8" x 4 1/4" x 18 1/4"    5/8" x 3 1/4" x 12"  
5/8" x 2 1/4" x 12"    5/8" x 4" x 9"



4505 5-16" x 4" x 13 1/4"



4506  
5/8" x 6 1/4" x 25 1/4"    5/8" x 5 1/4" x 18"  
5/8" x 5 1/4" x 13"    5/8" x 4 1/4" x 16"  
5/8" x 3 1/4" x 15"    7-16 x 8 1/4" x 36"



4507 1/4" x 2 1/4" up to 4' 4"  
Single or Right and left



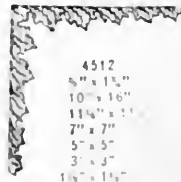
4509 5/8" x 4" x 34"  
5/8" x 3 1/2" x 24"  
5/8" x 2 1/2" x 16"



4508 5/8" x 3 1/4" x 21"  
f single, half length



4510 5/8" x 3 1/4" x 21"  
f single, half length



4512  
5" x 1 1/2"  
10" x 16"  
11 1/4" x 11"  
7" x 7"  
5" x 5"  
3" x 3"  
1 1/2" x 1 1/2"



4511 5-16" x 1 1/4" x 10 1/4"  
Right or Left




4513 3-16" x 2" x 3 1/4"

GENUINE CARVED ORNAMENTS.


Other sizes to order



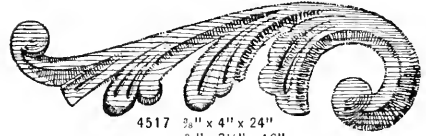
4514 3 $\frac{1}{2}$ " x 9" x 19 $\frac{1}{2}$ "



4515 5-16" x 5" x 10"  
5-16" x 3" x 4"



4516 7-16" x 9 $\frac{1}{2}$ " x 12"



4517 3 $\frac{1}{2}$ " x 4" x 24"  
3 $\frac{1}{2}$ " x 3 $\frac{1}{2}$ " x 16"  
2 $\frac{1}{2}$ " x 3" x 10"  
2 $\frac{1}{2}$ " x 11"




4519 7-16" x 6" x 18"  
7-16" x 6" x 13 $\frac{1}{2}$ "  
3-8" x 4" x 7"



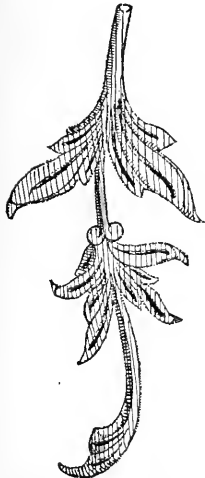
4520 3 $\frac{1}{2}$ " x 6" x 12"  
3 $\frac{1}{2}$ " x 5 $\frac{1}{2}$ " x 10 $\frac{1}{2}$ "  
3 $\frac{1}{2}$ " x 4" x 8"  
3 $\frac{1}{2}$ " x 4 $\frac{1}{2}$ " x 6"



4518 3 $\frac{1}{2}$ " x 5 $\frac{1}{2}$ " x 13"



4521 3 $\frac{1}{2}$ " x 9 $\frac{1}{2}$ " x 10"



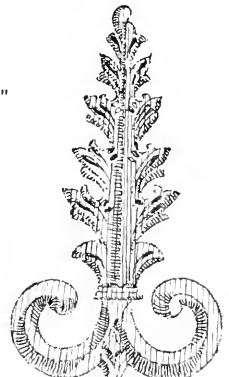
4522 3 $\frac{1}{2}$ " x 7" x 15"  
3 $\frac{1}{2}$ " x 5 $\frac{1}{2}$ " x 12"  
3 $\frac{1}{2}$ " x 5" x 8"



4523 1 $\frac{1}{4}$ " x 2 $\frac{1}{2}$ " x 9 $\frac{1}{2}$ "  
1 $\frac{1}{4}$ " x 2" x 8"  
1 $\frac{1}{4}$ " x 1 $\frac{3}{4}$ " x 7"



4524 1 $\frac{1}{4}$ " x 4" x 4 $\frac{1}{2}$ "




4525 3 $\frac{1}{2}$ " x 7 $\frac{1}{2}$ " x 13"  
3 $\frac{1}{2}$ " x 5" x 9"  
3 $\frac{1}{2}$ " x 3 $\frac{1}{2}$ " x 7"  
3 $\frac{1}{2}$ " x 3" x 5"

**GENUINE CARVED ORNAMENTS.**

Other sizes to order.



4526  $\frac{5}{8}$ " x 5" x 30"  
5-16" x 5" x 19 $\frac{1}{2}$ "  
5-16" x 4" x 16"  
5-16" x 4" x 11"  
5-16" x 2 $\frac{1}{2}$ " x 8"



4531  $\frac{5}{8}$ " x 9 $\frac{1}{2}$ " x 14 $\frac{1}{2}$ "



4527  $\frac{1}{4}$ " x 4 $\frac{1}{2}$ " x 7 $\frac{1}{2}$ "



4530  $\frac{3}{4}$ " x 2" x 9"  
 $\frac{3}{4}$ " x 1 $\frac{1}{2}$ " x 6"  
 $\frac{3}{4}$ " x 1" x 4"




4528  $\frac{5}{8}$ " x 5 $\frac{1}{2}$ " x 9"



4533 5-16" x 7" x 7"  
 $\frac{1}{4}$ " x 4" x 4"



4529  $\frac{1}{4}$ " x 5" x 5"



4532 3-16" x 3 $\frac{1}{4}$ " x 4 $\frac{1}{2}$ "



4537 5-16" x 2 $\frac{1}{4}$ " x 10 $\frac{1}{2}$ "  
5-16" x 2" x 8"  
5-16" x 1 $\frac{1}{2}$ " x 7"




4534  $\frac{5}{8}$ " x 3 $\frac{1}{4}$ " x 11 $\frac{1}{2}$ "



4535  $\frac{1}{4}$ " x 5 $\frac{1}{2}$ " x 6"  
 $\frac{1}{4}$ " x 4" x 3 $\frac{1}{2}$ "



4536  $\frac{1}{4}$ " x 2 $\frac{1}{4}$ " x 17"



4538  $\frac{5}{8}$ " x 8 $\frac{1}{2}$ " x 11"




4539  $\frac{1}{4}$ " x 3 $\frac{1}{2}$ " x 6 $\frac{1}{4}$ "

GENUINE CARVED ORNAMENTS.

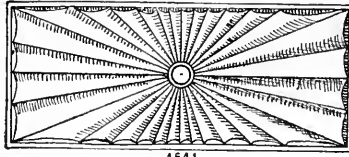
Other sizes to order.






4540

- 4½" x 3" x ¼"
- 6" x 4" x ¼"
- 8" x 5" x ¼"
- 9" x 6" x ¼"
- 12" x 6" x ¼"
- 12" x 7" x ¼"
- 14" x 7" x ¼"
- 16" x 8" x ¼"
- 20" x 8" x ¼"



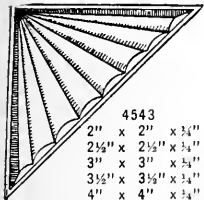
4541

- 13" x 6" x ⅝"
- 24" x 6" x ⅝"
- 30" x 6" x ⅝"
- 18" x 10" x ⅝"
- 24" x 10" x ⅝"
- 30" x 10" x ⅝"
- 24" x 8" x ⅝"
- 24" x 8" x ⅝"
- 30" x 8" x ⅝"
- 36" x 12" x ⅝"



4542

- 2" x 2" x ¼"
- 2½" x 2½" x ¼"
- 3" x 3" x ¼"
- 3½" x 3½" x ¼"
- 4" x 4" x ¼"
- 4½" x 4½" x ¼"
- 5" x 5" x ¼"
- 6" x 6" x ¼"
- 8" x 8" x ¼"
- 10" x 10" x ¼"



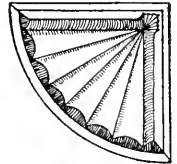
4543

- 2" x 2" x ¼"
- 2½" x 2½" x ¼"
- 3" x 3" x ¼"
- 3½" x 3½" x ¼"
- 4" x 4" x ¼"
- 4½" x 4½" x ¼"
- 5" x 5" x ¼"
- 6" x 6" x ¼"
- 8" x 8" x ¼"
- 10" x 10" x ¼"



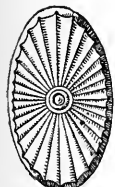
4544

- 1" x 2" x ¼"
- 1½" x 3" x ¼"
- 2" x 4" x ¼"
- 2½" x 5" x ¼"
- 3" x 6" x ¼"
- 4" x 8" x ¼"
- 5" x 10" x ¼"
- 6" x 12" x ¼"



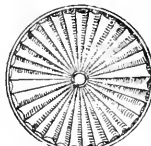
4545

- 2" x 2" x ¼"
- 2½" x 2½" x ¼"
- 3" x 3" x ¼"
- 3½" x 3½" x ¼"
- 4" x 4" x ¼"
- 5" x 5" x ¼"
- 6" x 6" x ¼"
- 7" x 7" x ¼"
- 8" x 8" x ¼"
- 10" x 10" x ¼"




4546

- 1½" x 3" x ¼"
- 1¾" x 3½" x ¼"
- 2" x 4" x ¼"
- 2½" x 5" x ¼"
- 3" x 6" x ¼"
- 4" x 8" x ¼"
- 5" x 10" x ¼"
- 6" x 12" x ¼"
- 8" x 16" x ¼"
- 10" x 20" x ¼"
- 12" x 24" x ¼"



4547

- 2" Dia. ¼" Th.
- 2½" " ¼" "
- 3" " ¼" "
- 4" " ¼" "
- 5" ¼" "
- 6" ¼" "
- 8" ¼" "
- 10" ¼" "
- 12" ¼" "



4548

- 2" x 2" x ¼"
- 2½" x 2½" x ¼"
- 3" x 3" x ¼"
- 4" x 4" x ¼"
- 5" x 5" x ¼"
- 6" x 6" x ¼"
- 8" x 8" x ¼"
- 10" x 10" x ¼"
- 12" x 12" x ¼"



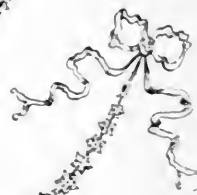
4549 2'.3" x 8"



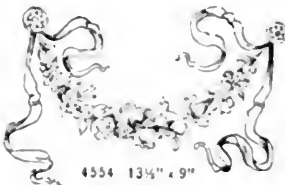
4550 17" x 4 3/4"



4552 16 1/2" x 7 1/4"



4553 2'.6 1/4" x 12 3/4"

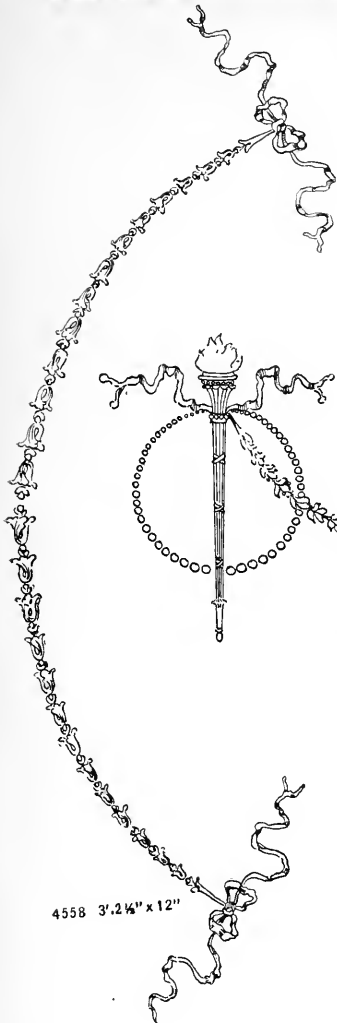


4554 13 1/4" x 9"



4555 2'.10" x 14 3/4"

GENUINE CARVED ORNAMENTS.—Furnished in Compo. if desired.  
Other sizes to order.

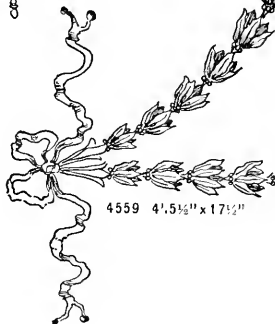


4556 6½" x 6½"

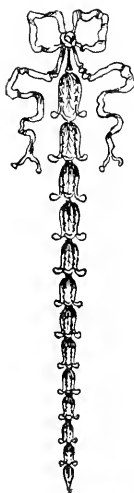


4557 21, 1½" x 12¾"

4558 3'2¼" x 12"



4559 4'5½" x 17½"



4560 5½" x 19¾"



4561 7" x 10"



4562 8½" x 9½"

**GENUINE CARVED ORNAMENTS.**—Furnished in Compo. if desired.  
Other sizes to order.



4563 22" x 21"



4564 21" x 18"



4566 15" x 17"



4565 26" x 13 1/4"




4567 6 1/2" x 7 1/4"



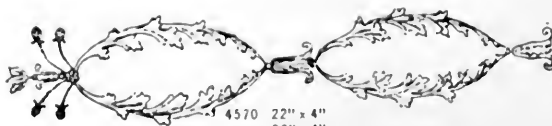
4568 3 1/4" w. Any length.



4571 3 1/4" x 19"



4569 4 1/2" w. Any length.




4570 22" x 4" 30" x 4"




4572 2 1/4" x 19 1/4"

GENUINE CARVED ORNAMENTS.—Furnished in Compo. if desired. Other sizes to order.




4573 For  
 8" ○ 11" ○ 14" ○  
 9" ○ 12" ○ 15" ○  
 10" ○ 13" ○ 16" ○  
 17½" □ 22" □ post.

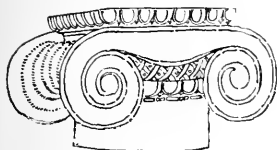
○ Denotes Round.  
 □ " Square.



4574 For  
 7½" ○ 8" ○ 8½" ○  
 9" ○ 10" ○ 10½" ○  
 11" ○



4575 For  
 6" ○ 8" ○ 12" ○  
 7" ○ 10" ○ 14" ○



4576 For  
 7½" ○ post.  
 10" ○ "  
 10½" ○ "



4578 For  
 6" ○ 9" ○ 13" ○  
 7" ○ 10" ○ 14" ○  
 8" ○ 12" ○ 15" ○



4577 For  
 6" ○ 7" ○ 8" ○  
 9" ○ 10" ○ 11" ○  
 12" ○ 13" ○ 14" ○  
 15" ○ 16" ○



4579 For  
 6" ○ □ 9" ○ 12" ○  
 7" ○ 10" ○ 14" ○  
 8" ○ 11" ○ 15" ○



4580  
 Pilaster Cap.  
 2" neck 5" neck 8" neck  
 3" " 6" " 10" "  
 4" " 7" " 12" "



4581 For  
 3½" ○  
 4" ○  
 4½" ○



4582 For  
 6"○, 7"○, 8"○, 9"○  
 and 10"○.



4583 For  
 4" ○ and 8" ○ and □  
 5" ○ " 9" ○ " □  
 6" ○ " 10" ○ " □  
 7" ○ " 12" ○ " □



4584 For  
 2" ○ post.  
 2½" ○ "  
 3" ○ "  
 3½" ○ "



4585  
 16½" long,  
 5½" face  
 7" deep



4586

1/4" x 8" x 4K'



4586 a.

1/4" x 5" x 27"



4586 c.

1/4" x 5" x 24"



4586 b.

1/4" x 6" x 26"



4587

1/4" x 5" x 26"

4587 a.

1/4" x 5" x 21"

4587 b.

1/4" x 4 1/2" x 19"

4587 c.

1/4" x 4" x 17"



4588

1/4" x 4" x 28"



4588 a.

5/8" x 5" x 18"



4589

5" x 20"



4589 a

1/4" x 5" x 18"



4589 b.

3-16" x 2" x 11 1/4"



4589 c.

3" x 6 1/4"



4590

1/4" x 3" x 10"

4590 a.

5/8" x 2 3/4" x 7"




GENUINE CARVED ORNAMENTS.

Other sizes to order.



4591 18" x 34"  
4591 a 9" x 18"  
4591 b 4½" x 9"



4591 c.  
¼" x 9½" x 11½"



4591 e.  
5-16" x 5" x 5½"  
4591 f.  
5-16" x 4" x 5"



4592 3½" x 6¼" x 23"



4591 D  
¼" x 7½" x 7"



4593 a.  
¼" x 3" x 7"  
4593 b.  
¼" x 2½" x 5½"



4592 a. ¾" x 6¼" x 24"  
4592 b. ¾" x 4½" x 17½"



4593  
¼" x 3½" x 7½"



4594 a.  
¼" x 4½" x 5½"



4592 c. 1¼" x 5½" x 1¼"



4594  
6" x 7¼"



4595 a.  
¼" x 6" x 8"  
4595 b.  
¼" x 4" x 6"



4596 a. ¼" x 3" x 12"  
4596 b. 3-16" x 2½" x 9"



4595  
¼" x 3" x 6"



4596  
½" x 2¼" x 6"  
4596½  
¾" x 1" x 2¼"



4597  
2" x 10"



4600  
¼" x 3" x 5"  
4600 a.  
¼" x 3" x 3"



4598  
¼" x 3" x 7"  
4598 a.  
¾" x 2½" x 5"




4599  
¼" x 2" x 7"  
4599 a.  
¾" x 1¼" x 5½"



4601 4 3/4" Diameter.  
4602 3 3/4" "  
4603 2 3/4" "



4604 1 1/4" Diameter.  
4605 1 1/2" "  
4606 1 3/4" "  
4607 2" "  
4608 2 1/4" "  
4609 2 1/2" "  
4610 2 3/4" "  
4611 3" "  
4612 3 1/4" "



4613 1 1/4" Diameter.  
4614 1 1/2" "  
4615 1 3/4" "  
4616 2" "  
4617 2 1/4" "  
4618 2 1/2" "  
4619 2 3/4" "  
4620 3" "  
4621 3 1/4" "



4622 1 1/4" Diameter.  
4623 1 1/2" "  
4624 2 1/4" "  
4625 2 3/4" "  
4626 3 1/2" "



4627 1 5/8" Diameter.  
4628 1 3/4" "  
4629 1 7/8" "  
4630 2 1/4" "



4631 1" Diameter.  
4632 1 1/4" "  
4633 1 1/2" "  
4634 1 3/4" "  
4635 2" "



4636

The base of this ornament being turned plankwise the size can be varied. Cut represents four in. diameter.



4637 2 1/2" Diameter.



4638 1 1/2" Diameter.  
Hollow



4639 2 1/2" Diameter  
4640 3 1/4" "  
4641 4 1/2" "




4642 1 3/4" Diameter  
4643 2 1/4" "  
4644 2 3/4" "



4645 1 1/2" Diameter





4646  $3\frac{1}{2}$ " Diameter.  
 4647  $1\frac{1}{2}$ " "  
 4648  $1\frac{3}{8}$ " "  
 4649  $1\frac{7}{8}$ " "  
 4650  $2\frac{3}{8}$ " "  
 4651  $2\frac{3}{4}$ " "  
 4652  $3\frac{1}{4}$ " "



4653 1" Diameter.  
 4654  $1\frac{1}{4}$ " "  
 4655  $1\frac{1}{2}$ " "  
 4656  $1\frac{3}{8}$ " "  
 4657 2" "  
 4658  $2\frac{1}{4}$ " "  
 4659  $2\frac{1}{2}$ " "  
 4660  $2\frac{3}{4}$ " "  
 4661  $3\frac{1}{2}$ " "



4662 1" Diameter  
 4663  $1\frac{1}{4}$ " "  
 4664  $1\frac{1}{2}$ " "  
 4665  $1\frac{3}{8}$ " "  
 4666 2" "  
 4667  $2\frac{3}{8}$ " "  
 4668 3" "



4669  $1\frac{1}{2}$ " Diameter.  
 4670  $1\frac{3}{8}$ " "  
 4671  $1\frac{3}{4}$ " "




4672  $2\frac{1}{2}$ " Diameter.  
 4673  $1\frac{1}{2}$ " "



4674  $1\frac{3}{4}$ " Diameter.



4675  $2\frac{1}{2}$ " Diameter.



4676 2" Diameter.  
 4677  $2\frac{1}{4}$ " "



4678  $2\frac{1}{2}$ " Diameter.




4679 2" Diameter.




4680  $2\frac{1}{4}$ " Diameter.  
 4681  $2\frac{1}{2}$ " "  
 4682 3" "  
 4683  $3\frac{1}{4}$ " "



4684 2" Diameter




- 4685 1 3/4" x 1 3/4"
- 4686 1 3/4" x 1 3/4"
- 4687 2" x 2"
- 4688 2 1/4" x 2 1/4"
- 4689 2 1/2" x 2 1/2"
- 4690 2 3/4" x 2 3/4"
- 4691 3" x 3"
- 4692 3 1/4" x 3 1/4"
- 4693 3 1/2" x 3 1/2"



- 4694 1 1/2" x 1 1/2"
- 4695 1 3/4" x 1 3/4"
- 4696 2" x 2"
- 4697 2 1/4" x 2 1/4"
- 4698 2 1/2" x 2 1/2"
- 4699 2 3/4" x 2 3/4"
- 4700 3" x 3"
- 4701 3 1/4" x 3 1/4"
- 4702 3 1/2" x 3 1/2"



- 4703 1 1/4" x 1 1/4"
- 4704 1 3/4" x 1 3/4"
- 4705 2 1/4" x 2 1/4"
- 4706 2 1/2" x 2 1/2"
- 4707 3" x 3"
- 4708 3 1/4" x 3 1/4"
- 4709 3 1/2" x 3 1/2"



- 4710 4 1/2" x 4 1/2"
- 4711 3 1/2" x 3 1/2"




4717 1 1/2" x 8"




- 4712 4 1/2" x 4 1/2"
- 4713 3 1/2" x 3 1/2"



4714 1 1/4" x 1 1/4"



- 4715 1 1/4" x 1 1/4"
- 4716 2 1/4" x 2 1/4"



4718 2 1/4" x 2 1/4"



4719 2 1/4" inches.



4720 2 1/4" x 2 1/4"



4721 2 3/16" in. dia.

NATURAL PRESSED WOOD ORNAMENTS.



4722  $\frac{3}{4}$ " x  $\frac{3}{4}$ "  
 4723  $1\frac{1}{2}$ " x  $1\frac{1}{2}$ "  
 4724  $1\frac{3}{4}$ " x  $1\frac{3}{4}$ "  
 4725  $1\frac{3}{4}$ " x  $1\frac{3}{4}$ "  
 4726 2" x 2"  
 4727  $2\frac{1}{2}$ " x  $2\frac{3}{4}$ "



4728  $2\frac{1}{2}$ " x  $2\frac{1}{2}$ "  
 4729 2" x 2"




4730  $3\frac{1}{4}$ " x  $3\frac{1}{4}$ "  
 4731  $2\frac{3}{4}$ " x  $2\frac{3}{4}$ "  
 4732  $1\frac{3}{4}$ " x  $1\frac{3}{4}$ "



4735  $2\frac{1}{4}$ " x  $2\frac{1}{4}$ "



4733  $2\frac{3}{4}$ " x  $2\frac{3}{4}$ "



4734  $1\frac{3}{4}$ " x  $1\frac{3}{4}$ "

**Process for Finishing Natural Pressed Wood Ornaments.**

As it is necessary to finish end wood with a different material from that used on flat grain, we give herewith a recipe which has been found practical and economical.


Take by weight one part of Paraffine shaved fine to twenty parts Naphtha, dissolve in a closely covered glass jar in a warm place. The solution should be complete in two or three hours; if not, the trouble is with the quality of the Naphtha. Use none but the best. Give the hardwood Ornaments one coat, and those of soft wood two coats; let them dry and rub them with a stiff polishing brush, then apply one coat of shellac (we find that the white shellac is best adapted for light colored woods and the brown for dark colored woods, but in most cases, the former is preferable), on which varnish may be laid if desired when dry.

In order to accommodate our customers who may find it inconvenient to prepare this mixture for small quantities of work, we keep the same in stock in the following quantities:

Half Pints, 25c; Pints, 35c; Quarts, 50c; Gallon lots, \$1.00.



4736  $1\frac{1}{2}$ " x  $1\frac{1}{2}$ "



4737 6" x  $1\frac{1}{2}$ "



4738 1" Diameter



4739  $3\frac{1}{4}$ " Diameter.  
 4739 A 5" "




4740  $3\frac{3}{8}$ " x  $2\frac{3}{8}$ "



4741  $2\frac{1}{4}$ " Diameter.  
 4742  $2\frac{3}{4}$ " "  
 4743  $3\frac{1}{4}$ " "



4744 6" x 2½"  
4745 8½" x 2½"



4746 4½" x 2½"  
4747 6½" x 3½"




4748 2½" x 4½"  
4749 3½" x 2½"



4750 3½" x 8"  
4751 2½" x 6"



4752 2½" x 4½"  
4753 3½" x 2½"



4754 6" x 3½"



4755 2½" x 6"



4756 15" x 1 3/4"



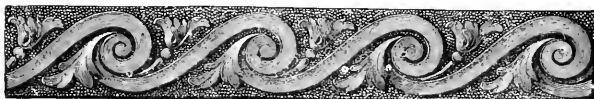
4757 12" x 1 3/4"

4758 12" x 1 1/2"

4759 14" x 1 1/2"



4760 12" x 1 1/2"



4761 12" x 1 1/2"


4762 11 1/4" x 1 3/4"



4763 15" x 1 1/4"



4764 7 3/4" x 1 3/4"




4765 5" x 1 1/4"

4766 6" x 1 1/4"


4767 6" x 1 1/4"



4768 8 3/4" x 1 1/4"



4769 3 1/2" x 6 1/2"



4770 3 1/4" x 3 1/4"




4771 3" x 3 1/2"



4772 1 1/2" x 1 1/2"



4773 2" Dia.



4774 3 1/2" Dia.



4775 2 1/2" Dia.  
4776 2" "



4777 1" Dia.  
4777 A 1 1/2" Square.  
4777 B 1 1/2" x 1 1/2"



4778 1 1/2" Dia.



4779 2 1/2" Dia.  
4780 2 3/4" "  
4781 3 1/4" "



4782 3/4" Dia.  
4783 1" "  
4784 1 1/2" Dia.



4785 1" Dia.



4786 1" Dia.




4787 1" Dia.



4788 2 1/2" Diag.

NATURAL PRESSED WOOD ORNAMENTS.



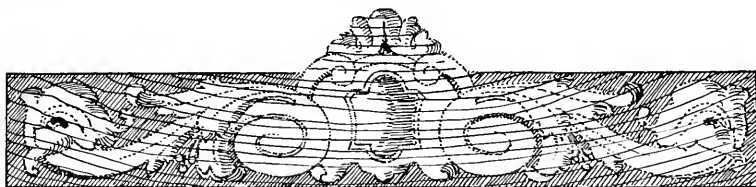
4789 3 3/4" x 15 3/4"



4790 2 1/4" x 16 1/4"



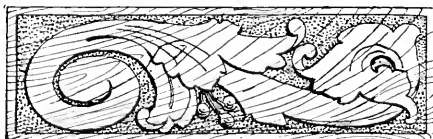
4791 2 3/4" x 14 3/4"




4792 3 1/4" x 14" In 3 pieces, see below.  
4793 6 1/4" x 20" " 3 " " "



4792A 3 1/4" x 3 1/4"  
4793A 5 3/8" x 6 1/4"  
Made with square sides,  
but can be trimmed to  
this shape.



4792B 6" x 1 3/8"  
4793B Same, only scroll runs opposite.  
4792C 8 3/4" x 2 3/4"  
4793C Same, only scroll runs opposite.




4794 3 1/4" square




4795 1 1/2" square.  
4796 2 1/2" "




4797 1 3/8" square.



4797 A 12" x 20"




4797 B 10" x 16"



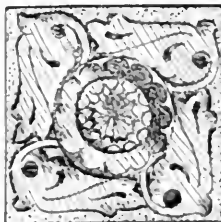
4797 C 10" x 24"




4799 4 1/2" x 7 1/2"  
Open



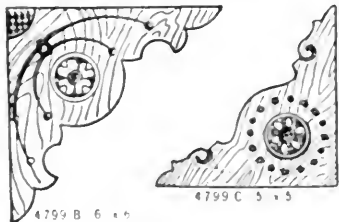
4798 6" x 9"



4798 A 6" x 6"



4799 A 6" x 8"  
Open



4799 B 6" x 6"



4799 C 5" x 5"



4799 D 5" x 5"



4799 E 6" x 6"

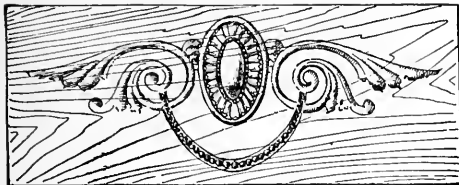


4799 F 6" x 6"

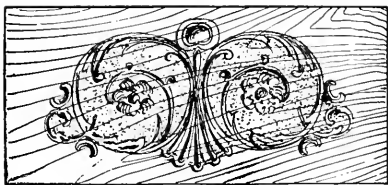
GENUINE CARVED PANELS AND BRACKETS.

Other Sizes to Order.





4800 Scroll 6½" x 18"  
Outside size to order.




4800 A Scroll 6½" x 13"  
Outside size to order.



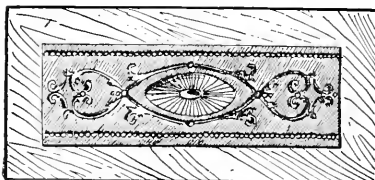
4800 B Scroll 5½" x 14"  
Outside size to order.



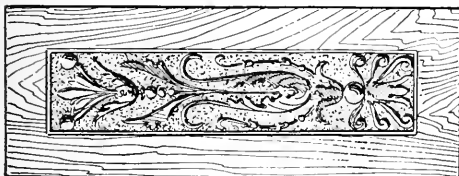
4800 C Scroll 5" x 12½"  
Outside size to order.



4800 D Scroll 4¼" x 14¼"  
Outside size to order.



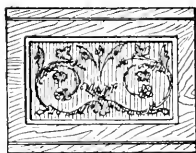
4800 E Scroll 4¼" x 12½"  
Outside size to order.



4800 F Scroll 3¾" x 15¾"  
Outside size to order.



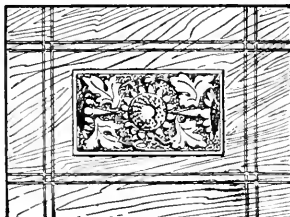
4800 G 6" x 9"




4800 H 8" x 10"



4800 J 10" x 14"




4800 K 9" x 12"




4800 L 8" x 8"

**EMBOSSSED AND PRESSED PANELS.**


Other Sizes to Order.



4801  
5 1/2" x 5 1/2" x 1 1/4"




4802  
5 1/2" x 5 1/2" x 1 1/4"



4803  
5 1/2" x 5 1/2" x 1 1/4"



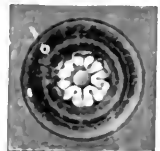
4804  
5 1/2" x 5 1/2" x 1 1/4"



4805  
5 1/2" x 5 1/2" x 1 1/4"



4806  
5 1/2" x 5 1/2" x 1 1/4"




4807  
5 1/2" x 5 1/2" x 1 1/4"




4808  
5 1/2" x 5 1/2" x 1 1/4"



4809  
5 1/2" x 5 1/2" x 1 1/4"



4810  
5 1/2" x 5 1/2" x 1 1/4"




4811  
5 1/2" x 5 1/2" x 1 1/4"



4812  
5 1/2" x 5 1/2" x 1 1/4"



4813  
5 1/2" x 5 1/2" x 1 1/4"



4814  
5 1/2" x 5 1/2" x 1 1/4"



4815  
5 1/2" x 5 1/2" x 1 1/4"




4816  
5 1/2" x 5 1/2" x 1 1/4"



4817  
5 1/2" x 5 1/2" x 1 1/4"



4818  
5 1/2" x 5 1/2" x 1 1/4"



4819  
5 1/2" x 5 1/2" x 1 1/4"




4820  
5 1/2" x 5 1/2" x 1 1/4"



4821  
5 1/2" x 2 1/2" x 5-16"



CORNER BLOCKS.  
Other Sizes to Order.




4822  
5½" x 17" x 1¾"




4825  
5½" x 11" x 1¾"




4828  
5½" x 10½" x 1¾"



4831  
5" x 13" x 1¾"




4823  
5½" x 10" x 1¾"




4826  
5½" x 9½" x 1¾"




4829  
5½" x 6¼" x 1¾"



4832  
5" x 9" x 1¾"




4824  
5½" x 12" x 1¾"




4827  
5½" x 12" x 1¾"

4827 A  
5" x 11" x 1¾"



4830  
5½" x 13" x 1¾"



4833  
5" x 12" x 1¾"

HEAD, CENTER AND BASE BLOCKS.




4834  
5 1/2" x 11" x 1 1/2"




4837  
5 1/2" x 9" x 1 1/2"



4841  
7" x 15" x 1 1/2"




4844  
7" x 12" x 1 1/2"




4835  
5 1/2" x 10" x 1 1/2"



4838  
5 1/2" x 9" x 1 1/2"



4842  
7" x 7" x 1 1/2"




4845  
7" x 7" x 1 1/2"



4836  
5 1/2" x 12" x 1 1/2"




4839  
5 1/2" x 8" x 1 1/2"




4843  
7" x 12" x 1 1/2"




4846  
7" x 12" x 1 1/2"




4847  
5½" x 12" x 1½"




4850  
5½" x 12" x 1½"  
4850 A  
5" x 11" x 1½"




4853  
5½" x 11" x 1½"




4856  
5½" x 12" x 1½"  
4856 A  
5" x 11" x 1½"



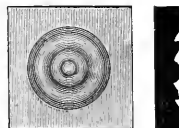
4848  
5½" x 5½" x 1½"




4851  
5½" x 5½" x 1½"



4854  
5½" x 5½" x 1½"



4857  
5" x 5" x 1½"  
4857 A  
4½" x 4½" x 1½"  
4857 B  
4" x 4" x ¾"




4849  
5½" x 12" x 1½"



4852  
5½" x 12" x 1½"




4855  
5½" x 10" x 1½"




4858  
5½" x 11" x 1½"  
4858 A  
5" x 11" x 1½"

HEAD, CORNER AND BASE BLOCKS.




4859

4 1/2" x 8" x 1 1/2"  
4" x 8" x 1 1/2"  
3 1/2" x 8" x 1 1/2"




4862

4" x 8 1/2" x 1 1/2"  
3 1/2" x 8" x 1 1/2"  
3" x 7" x 1 1/2"



4865

3 1/2" x 8" x 1 1/2"  
3" x 7 1/4" x 1 1/2"  
2 1/4" x 7" x 1 1/2"



4868

4 1/2" x 4 1/2" x 1 1/2"  
4" x 4" x 1 1/2"  
3 1/2" x 3 1/2" x 1 1/2"



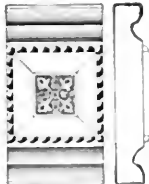
4871

3" x 3" x 5/8"  
2 1/2" x 2 1/2" x 1/2"  
2" x 2" x 1/2"




4860

4 1/2" x 4 1/2" x 1 1/2"  
4" x 4" x 1 1/2"  
3 1/2" x 3 1/2" x 1"



4863

4" x 6 1/2" x 1 1/2"  
3 1/2" x 6" x 1 1/2"  
3" x 5 1/2" x 1 1/2"



4866

3 1/2" x 3 1/2" x 1 1/2"  
3" x 3" x 1"  
2 1/2" x 2 1/2" x 1 1/2"



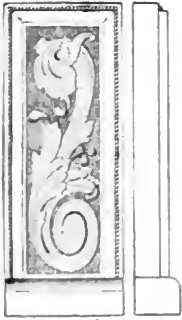
4869

4 1/2" x 4 1/2" x 1"  
4" x 4" x 1"  
3 1/2" x 3 1/2" x 1"



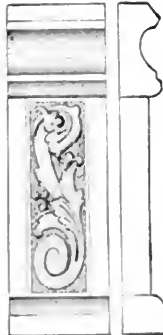
4872

3" x 3" x 5/8"  
2 1/2" x 2 1/2" x 1/2"  
2" x 2" x 1/2"




4861

4 1/2" x 10 1/2" x 1 1/2"  
4" x 10" x 1 1/2"  
3 1/2" x 10" x 1"




4864

4" x 10 1/2" x 1 1/2"  
3 1/2" x 10" x 1 1/2"  
3" x 10 1/4" x 1 1/2"



4867

3 1/2" x 10 1/2" x 1 1/2"  
3" x 10 1/4" x 1 1/2"  
2 1/2" x 8 1/2" x 1 1/2"




4870

4 1/2" x 11 1/2" x 1 1/2"  
4" x 10 1/4" x 1 1/2"  
3 1/2" x 8 1/2" x 1 1/2"




4873

3" x 10 1/2" x 5/8"  
2 1/2" x 8 1/2" x 5/8"  
2" x 8" x 5/8"



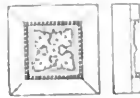
4874

5" x 5" x 1 1/2"  
4 1/2" x 4 1/2" x 1"



4875

4 1/2" x 4 1/2" x 1 1/2"  
4" x 4" x 1 1/2"  
3 1/2" x 3 1/2" x 1 1/2"



4876

4" x 4" x 5/8"  
3 1/2" x 3" x 5/8"  
2 1/2" x 2 1/2" x 5/8"



4877


3" x 3" x 5/8"  
2 1/2" x 2 1/2" x 5/8"  
2" x 2" x 5/8"



4878

3" x 3" x 5/8"  
2 1/2" x 2 1/2" x 5/8"  
2" x 2" x 5/8"


HEAD, CORNER AND BASE BLOCKS.



4879  
 $3\frac{3}{4}'' \times 6\frac{1}{2}'' \times \frac{7}{8}''$   
 $2\frac{3}{4}'' \times 4\frac{1}{2}'' \times \frac{7}{8}''$



4882  
 $2\frac{3}{4}'' \times 4\frac{1}{2}'' \times \frac{7}{8}''$   
 $2\frac{3}{4}'' \times 3\frac{1}{2}'' \times \frac{7}{8}''$



4885  
 $2\frac{3}{4}'' \times 3\frac{1}{2}'' \times \frac{7}{8}''$



4888  
 $6\frac{1}{2}'' \times 3\frac{3}{4}'' \times \frac{7}{8}''$



4880  
 $3\frac{3}{4}'' \times 3\frac{3}{4}'' \times \frac{7}{8}''$   
 $2\frac{3}{4}'' \times 2\frac{3}{4}'' \times \frac{7}{8}''$




4883  
 $2\frac{3}{4}'' \times 2\frac{3}{4}'' \times \frac{7}{8}''$   
 $2\frac{3}{4}'' \times 2\frac{3}{4}'' \times \frac{7}{8}''$




4886  
 $2\frac{3}{4}'' \times 2\frac{3}{4}'' \times \frac{7}{8}''$



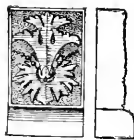
4889  
 $2\frac{3}{4}'' \times 6'' \times \frac{7}{8}''$   
 $2\frac{3}{4}'' \times 8\frac{3}{4}'' \times \frac{7}{8}''$



4881  
 $3\frac{3}{4}'' \times 9'' \times \frac{7}{8}''$   
 $2\frac{3}{4}'' \times 7'' \times \frac{7}{8}''$




4884  
 $2\frac{3}{4}'' \times 5\frac{1}{4}'' \times \frac{7}{8}''$   
 $2\frac{3}{4}'' \times 4'' \times \frac{7}{8}''$




4887  
 $2\frac{3}{4}'' \times 4'' \times \frac{7}{8}''$



4890  
 $2\frac{3}{4}'' \times 6'' \times \frac{7}{8}''$




4891  
 $4\frac{3}{4}'' \times 4\frac{3}{4}'' \times 1\frac{1}{2}''$   
 $3\frac{3}{4}'' \times 3\frac{3}{4}'' \times 1\frac{1}{2}''$



4892  
 $4\frac{3}{4}'' \times 4\frac{3}{4}'' \times 1\frac{1}{2}''$   
 $5\frac{3}{4}'' \times 3\frac{3}{4}'' \times 1\frac{1}{2}''$



4893  
 $3\frac{3}{4}'' \times 3\frac{3}{4}'' \times 1\frac{1}{2}''$   
 $3\frac{1}{4}'' \times 3\frac{1}{4}'' \times 1\frac{1}{2}''$   
 $3'' \times 3'' \times 1\frac{1}{2}''$   
 $2\frac{3}{4}'' \times 2\frac{3}{4}'' \times 1\frac{1}{2}''$



4894  
 $3\frac{3}{4}'' \times 3\frac{3}{4}'' \times \frac{7}{8}''$   
 $3\frac{1}{4}'' \times 3\frac{1}{4}'' \times \frac{7}{8}''$   
 $3'' \times 3'' \times \frac{7}{8}''$   
 $2\frac{3}{4}'' \times 2\frac{3}{4}'' \times \frac{7}{8}''$



4895  
 $3\frac{3}{4}'' \times 3\frac{3}{4}'' \times 1\frac{1}{2}''$   
 $3\frac{3}{4}'' \times 3\frac{3}{4}'' \times 1\frac{1}{2}''$   
 $3'' \times 3'' \times 1\frac{1}{2}''$



4896  
 $3\frac{3}{4}'' \times 3\frac{3}{4}'' \times 1\frac{1}{2}''$   
 $2\frac{3}{4}'' \times 2\frac{3}{4}'' \times \frac{7}{8}''$   
 $1\frac{7}{8}'' \times 1\frac{7}{8}'' \times \frac{7}{8}''$



4897  
 $2\frac{3}{4}'' \times 2\frac{3}{4}'' \times \frac{7}{8}''$   
 $2\frac{3}{4}'' \times 2\frac{3}{4}'' \times \frac{7}{8}''$   
 $2'' \times 2'' \times \frac{7}{8}''$   
 $1\frac{3}{4}'' \times 1\frac{3}{4}'' \times \frac{7}{8}''$   
 $1\frac{3}{4}'' \times 1\frac{3}{4}'' \times \frac{7}{8}''$




4898  
 $2\frac{1}{2}'' \times 2\frac{1}{2}'' \times \frac{7}{8}''$   
 $2\frac{1}{2}'' \times 2\frac{1}{2}'' \times \frac{7}{8}''$   
 $2'' \times 2'' \times \frac{7}{8}''$   
 $1\frac{3}{4}'' \times 1\frac{3}{4}'' \times \frac{7}{8}''$   
 $1\frac{3}{4}'' \times 1\frac{3}{4}'' \times \frac{7}{8}''$



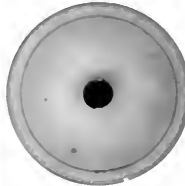
4899  
 $2\frac{3}{4}'' \times 2\frac{3}{4}'' \times 1\frac{1}{2}''$   
 $2\frac{3}{4}'' \times 2\frac{3}{4}'' \times \frac{7}{8}''$   
 $1\frac{7}{8}'' \times 1\frac{7}{8}'' \times \frac{7}{8}''$   
 $1\frac{3}{4}'' \times 1\frac{3}{4}'' \times \frac{7}{8}''$



4903  
 $2\frac{3}{4}'' \times 2\frac{3}{4}'' \times 1\frac{1}{2}''$   
 $2'' \times 2'' \times \frac{7}{8}''$   
 $1\frac{3}{4}'' \times 1\frac{3}{4}'' \times \frac{7}{8}''$   
 $1\frac{3}{4}'' \times 1\frac{3}{4}'' \times \frac{7}{8}''$   
 $1\frac{3}{4}'' \times 1\frac{3}{4}'' \times \frac{7}{8}''$   
 $\frac{7}{8}'' \times \frac{7}{8}'' \times \frac{7}{8}''$




4901 12" Dia 1 1/2" Th.



4904 5" Dia.



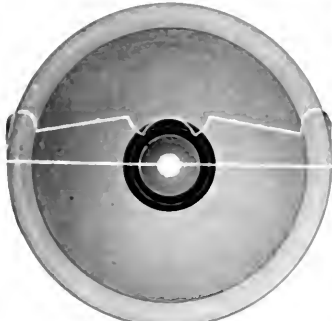
4906 3" Dia.




4905 4" Dia.



4907 2" Dia.



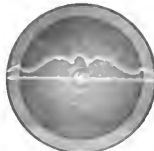
4902 9" Dia 1 1/4" Th.



4903 6" Dia 1 1/2" Th.



4908 5" Dia.




4909 4" Dia.




4910 3 1/4" Dia.



4911 3" Dia.



4915 5" Dia.



4916 4" Dia.



4912 2 1/2" Dia.




4913 2" Dia.




4917 3" Dia.



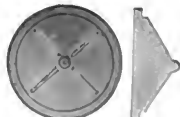
4914 1 1/2" Dia.



4919 5" Dia.




4920 4 Dia.



4921 3" Dia.




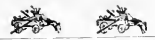
4918 2" Dia.




4922 2" Dia.

TURNED ROSETTES.






4923 5" Dia.




4924 4" Dia.



4925 3½" Dia.




4931 1" Diameter.




4929 1½" Dia.



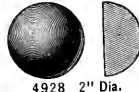
4930 1¼" Dia.



4926 3" Dia.



4927 2½" Dia.




4928 2" Dia.




4935 2¾" Dia.




4934 3¾" Dia.




4933 4¾" Dia.



4932 5¾" Dia.



4936 5¾" Dia.



4937 4¾" Dia.



4938 3¾" Diameter.



4939 2¾" Dia.



4940 1¾" Dia.



4941 1½" Dia.



4942 1" Dia.



4949 1" Dia.



4948 1½" Dia.



4947 1¾" Dia.



4946 2¼" Dia.



4945 2¾" Dia.

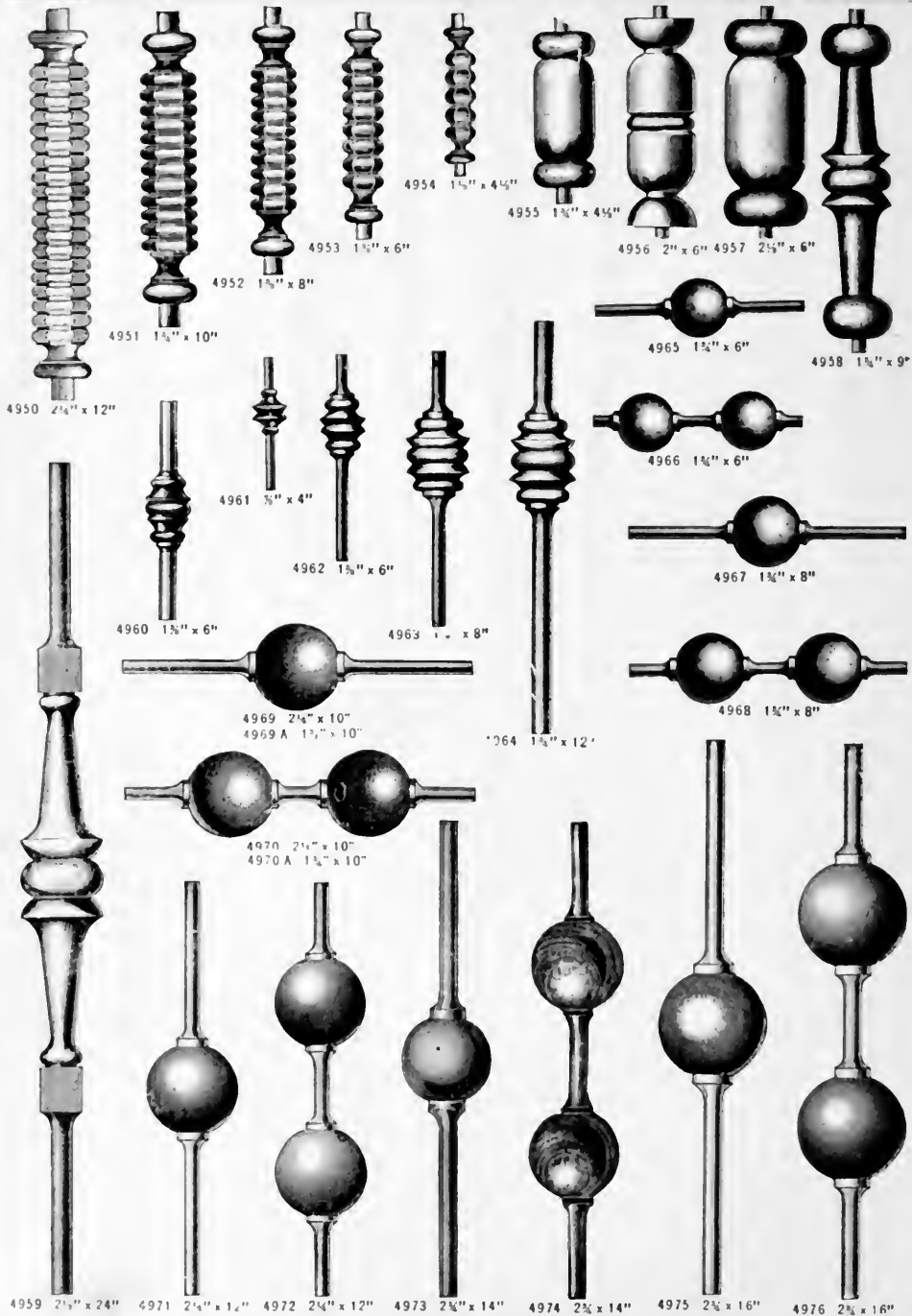


4944 3¾" Dia.

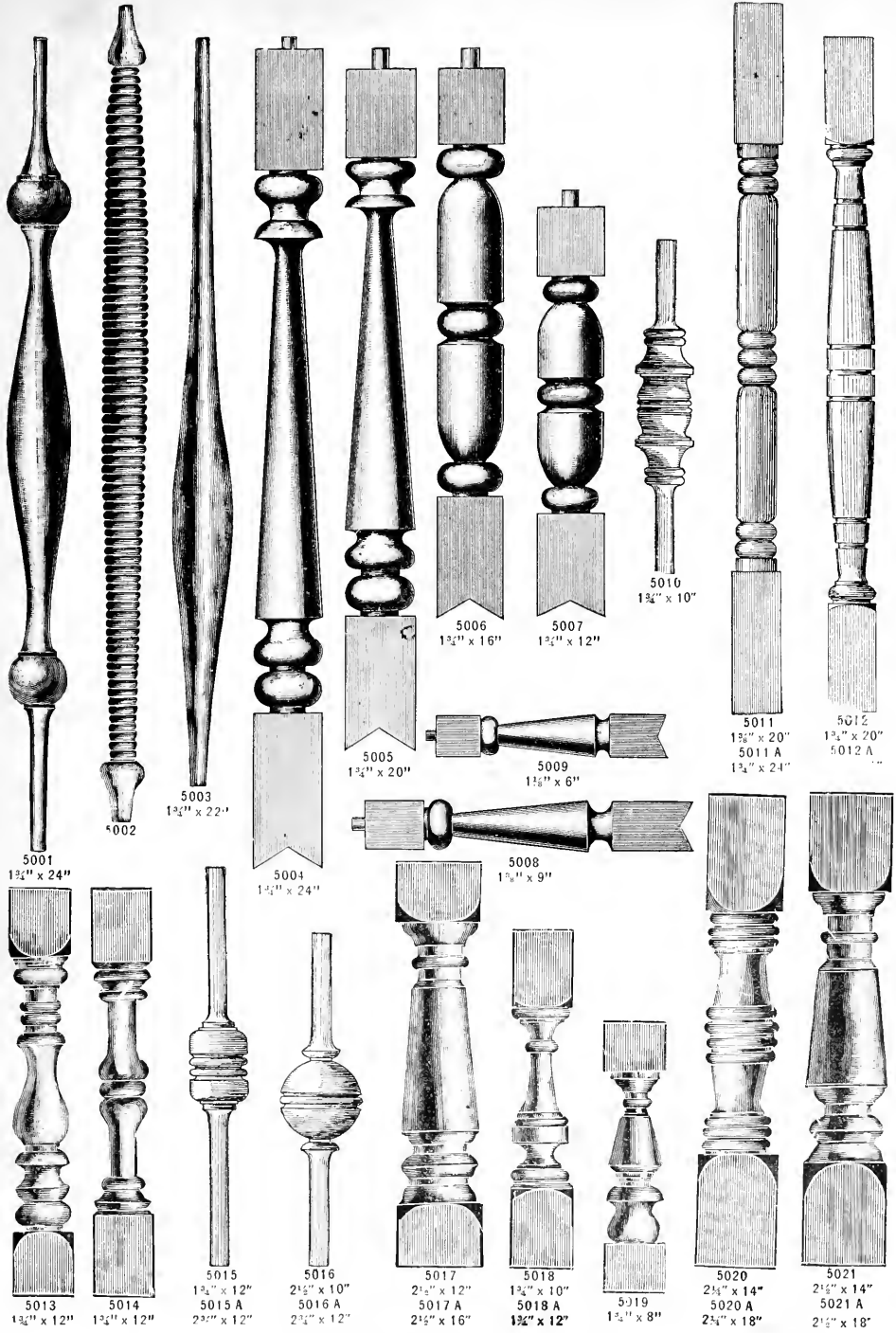


4943 4¾" Dia.

HALF BALLS, TOPS AND ACORNS.





SPINDLES.



**SPINDLES AND BALUSTERS.**

Scale 1-4 Full Size.



PORCH BALUSTERS.



5051



5052



5053



5054



5055



5056



5057



5058



5059



5060



5061



5062



5063




5064




5065

TABLE LEGS.



5075  
1" x 21"



5076  
1 1/2" x 14"




5077  
1 1/2" x 14"



5078  
1 1/4" x 13"



5079  
1 1/2" x 12"



5080  
1 1/2" x 10"



5081  
1 1/2" x 12"



5082  
1 1/2" x 8"



5083  
1 1/2" x 4"



5084  
1 1/2" x 7"



5085  
1 1/2" x 7"



5086  
1 1/2" x 6"



5087  
1 1/2" x 4 1/2"

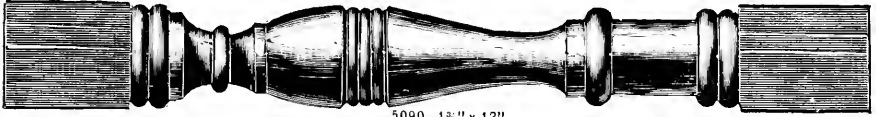
FURNITURE AND GRILLE SPINDLES.




5088 1 1/4" x 12"



5089 1 3/8" x 13"



5090 1 3/8" x 12"



5091 1 3/8" x 12"



5092 2 1/2" x 10"



5093 1 3/8" x 11"



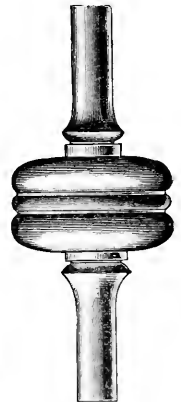
5094 1 3/8" x 10"



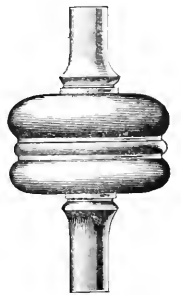
5095 1 3/8" x 10"



5096 1 5/8" x 10"







5097 2 1/2" x 6"

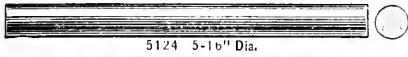



5098 2 1/4" x 4"

SPINDLES.







5124 5-16" Dia.




5125 3/8" Dia.



5126 1/2" Dia.




5127 5/8" Dia.




5129 1/2" Dia.




5128 3/4" Dia.



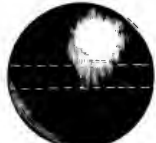
3/4" 5130 Solid.  
5130a 1 bore.  
5130b 2 bores.




2" 5134 Solid.  
5134a 1 bore.  
5134b 2 bores.




2 1/4" 5136 Solid.  
5136a 1 bore.  
5136b 2 bores.




1" 5131 Solid.  
5131a 1 bore.  
5131b 2 bores.




1 1/4" 5132 Solid.  
5132a 1 bore.  
5132b 2 bores.



2 1/2" 5135 Solid.  
5135a 1 bore.  
5135b 2 bores.



1 3/4" 5139 Solid.  
5139a 1 bore.



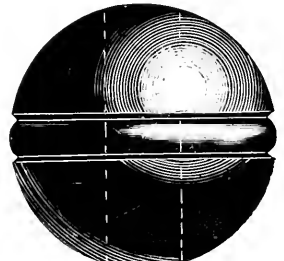
1 1/2" 5133 Solid.  
5133a 1 bore.  
5133b 2 bores.



5/8" 5137 Solid.  
5137a 1 bore.




1 3/8" 5138 Solid.  
5138a 1 bore.



1 3/2" 5140 Solid.  
5140a 1 bore.

DOWELS AND BALLS.




5141 Solid.  
5141a 1 bore.



5142 2 1/2"



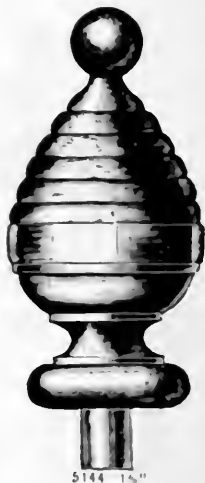
5143 1 1/2"



5146 1 1/2"



5145 1 1/2"



5144 1 1/2"




5147 1 1/2"



5148 1 1/2"



5149 1/2"



5150 3/4"



5151 3/4"



5152 3/4"



5153 3/4"



5154 3/4"



5155 3/4"




5156 3/4"



5157 3/4"

5158 3/4"

FURNITURE AND GRILLE ORNAMENTS.



GRILLE AND FURNITURE SPINDLES.




5178  
1/2" x 4 1/2"



5179  
3/4" x 4 1/2"



5180  
3/4" x 4"



5181  
1 1/2" x 4 1/2"



5186  
1 1/2" x 8"



5187  
3/4" x 8"



5182  
3/4" x 3 1/4"



5183  
3/4" x 3 1/4"




5184  
3/4" x 4"



5185  
1 1/2" x 3 1/4"

GRILLE AND FURNITURE SPINDLES.



5188  
3/4" x 6 1/2"



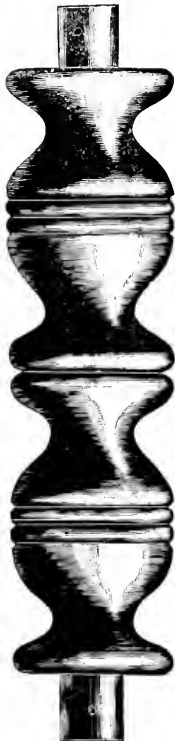
5189  
1" x 5 1/4"




5190  
1 1/4" x 5 1/2"



5191  
1 1/2" x 5"



5192  
1 3/4" x 5"



5193 1 3/4" x 6"



5194 1 3/8" x 6 1/2"


SPINDLES.



Base Corners.  
5201 1 1/2" x 14"



Base Corners.  
5202 1 1/2" x 15"



5203  
Swell quar. round. 18"



5204 15"  
Swell quar. rd.



5205  
4 1/4" x 24"



5206  
3 3/4" x 24"



5207  
2 3/4" x 24"



5208  
2 1/4" x 24"



5209  
1 3/4" x 24"



5210  
2 3/4" x 24"



5211  
3 3/4" x 30"



5212  
3 3/4" x 30"



5213  
2 1/4" x 12"



5214 3 3/4" x 30"



5216 2 3/4" x 36"



5215 3 3/4" x 30"



5217 3 3/4" x 36"



5218  
4 3/4" x 3' 6"



5219  
3 3/4" x 3' 6"



5220  
3 3/4" x 3' 6"



5221  
3 3/4" x 3' 6"



5222  
2 3/4" x 24"



5223  
2 3/4" x 24"



5224  
3 3/4" x 5'



5225  
4 3/4" x 5'

CORNERS, GABLE FINISH AND PORCH POSTS.



5226  
5½" x 4 1/2"  
5226 A  
4 3/8" x 4"  
5226 B  
3 3/4" x 4"



5227  
3 3/4" x 4 1/2"



5228  
4 3/4" x 4 1/2"



5229  
4 3/4" x 4 1/2"



5230  
4 3/8" x 4 1/4"



5231  
4 3/8" x 4"



5232  
3 3/4" x 4"




5233  
4 3/8" x 4 1/6"




5234  
3 3/4" x 3 1/6"



5235  
3 3/4" x 3"



5236  
3 3/8" x 3"



5237  
3 3/8" x 3"



5238  
3 3/8" x 2"



5239  
2 3/4" x 2"



5240  
2 3/4" x 1 1/6"




5241 1 3/4" x 4"  
5242 1 5/8" x 4"  
5243 1 1/2" x 4"

✓CORNER BEADS, PORCH AND NEWEL POSTS.



5250  
4" x 10 Ft.  
5251  
5 1/2" x 10 Ft.



5252  
4" x 10 Ft.  
5253  
5 1/2" x 10 Ft.



5254  
4 1/2" x 10 Ft.  
5255  
5 1/2" x 10 Ft.



5256  
4 1/2" x 10 Ft.  
5257  
5 1/2" x 10 Ft.



5258  
4 1/2" x 10 Ft.  
5259  
5 1/2" x 10 Ft.



5260  
4 1/2" x 10 Ft.




5261  
4 1/2" x 10 Ft.  
5261 A  
4 1/2" x 9 Ft.



5262  
4 1/2" x 10 Ft.

PORCH POSTS.





5263  
5 3/4" x 10 Ft.

5264  
4 3/4" x 10 Ft.

5265  
4 3/4" x 10 Ft.

5266  
4 3/4" x 10 Ft.

5267  
3 3/4" x 10 Ft.

5268  
3 3/4" x 10 Ft.  
5268 A  
3 3/4" x 9 Ft.  
5268 B  
3 3/4" x 8 Ft.

5269  
4 3/4" x 10 Ft.

5270  
3 3/4" x 9 Ft.

PORCH POSTS.



5271  
3 1/2" x 3 Ft.



5273  
3 1/2" x 6 Ft.  
5274  
4 1/2" x 6 Ft.



5272  
3 1/2" x 4 Ft.



5275  
3 1/2" x 5 Ft.  
5276  
4 1/2" x 5 Ft.



5277  
3 1/2" x 8 Ft.




5278  
7 1/2" x 6 Ft.  
5278 A  
7 1/2" x 8 Ft.  
5278 B  
9 1/2" x 10 Ft.



5279  
5 1/2" x 10 Ft.  
5279 A  
6 1/2" x 10 Ft.  
5279 B  
7 1/2" x 10 Ft.

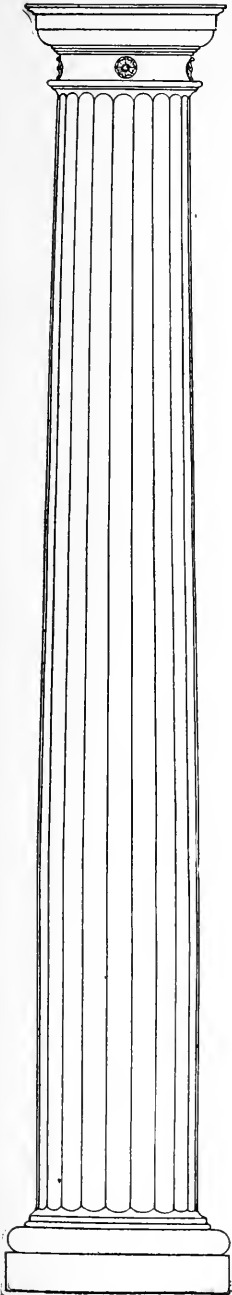


5280  
5 1/2" x 10 Ft.  
5280 A  
6 1/2" x 10 Ft.  
Size of Shaft,  
Square Column.




5281  
6 1/2" x 10 Ft.  
5281 A  
7 1/2" x 10 Ft.  
5281 B  
8 1/2" x 10 Ft.  
Size of Shaft,  
Square Column.


PORCH POSTS.



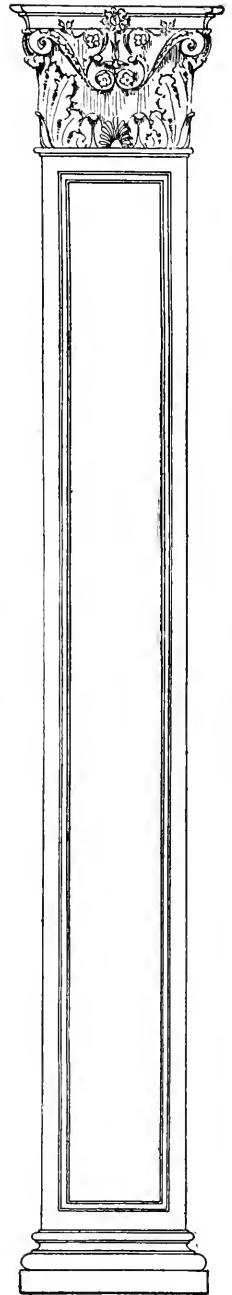
5282  
Doric.



5283  
Ionic.




5284  
Corinthian.




5285  
Square.


PORCH COLUMNS.




5286  
Doric



5287  
Fluted Doric.





5288  
Square.




5289  
Ionic Pilaster.


PORCH COLUMNS.




5290  
Base of Shaft 8".  
5291  
Base of Shaft 10".



5292  
Straight Shaft 7".  
Full Height 10 Ft.




5293  
Shaft 7" below 6" Top.  
Full Height 10 Ft.



5294  
Shaft 5 3/4" below 4 3/4" Top  
Full Height 8 Ft.




PORCH COLUMNS.



5301  
4" x 4" x 1/2"



5302  
2 1/2" x 3" x 1/2"



5303  
5" x 4 1/2" x 1/2"



5304  
4" x 3 1/2" x 1/2"



5305  
3" x 2 1/2" x 1/4"



5306  
3" x 1/4"



5307  
4" x 1/2"



5308  
5" x 1/2"



5309  
6" x 1/2"




5310 8" x 1/2"  
5310 1/2 10" x 1/2"



5311  
3" x 5 1/2" x 1/2"



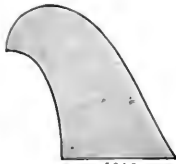
5312  
2" x 3 1/2" x 1/2"




5313  
6" x 9 1/2" x 1/2"



5314  
4 1/2" x 6 1/2" x 1/2"



5316  
4" x 5" x 1 1/2"



5317  
2 1/2" x 4 1/2" x 1 1/2"



5315  
5" x 7" x 1 1/4"



5318  
4" x 5" x 1 1/2"



5319  
5" x 6 1/2" x 1 1/2"



5320  
3 1/2" x 4 1/2" x 1 1/2"




5321  
4" x 12 1/2" x 1/2"



5322  
3 1/4" x 7 1/2" x 1/2"



5323  
3 1/4" x 5 1/4" x 1/2"

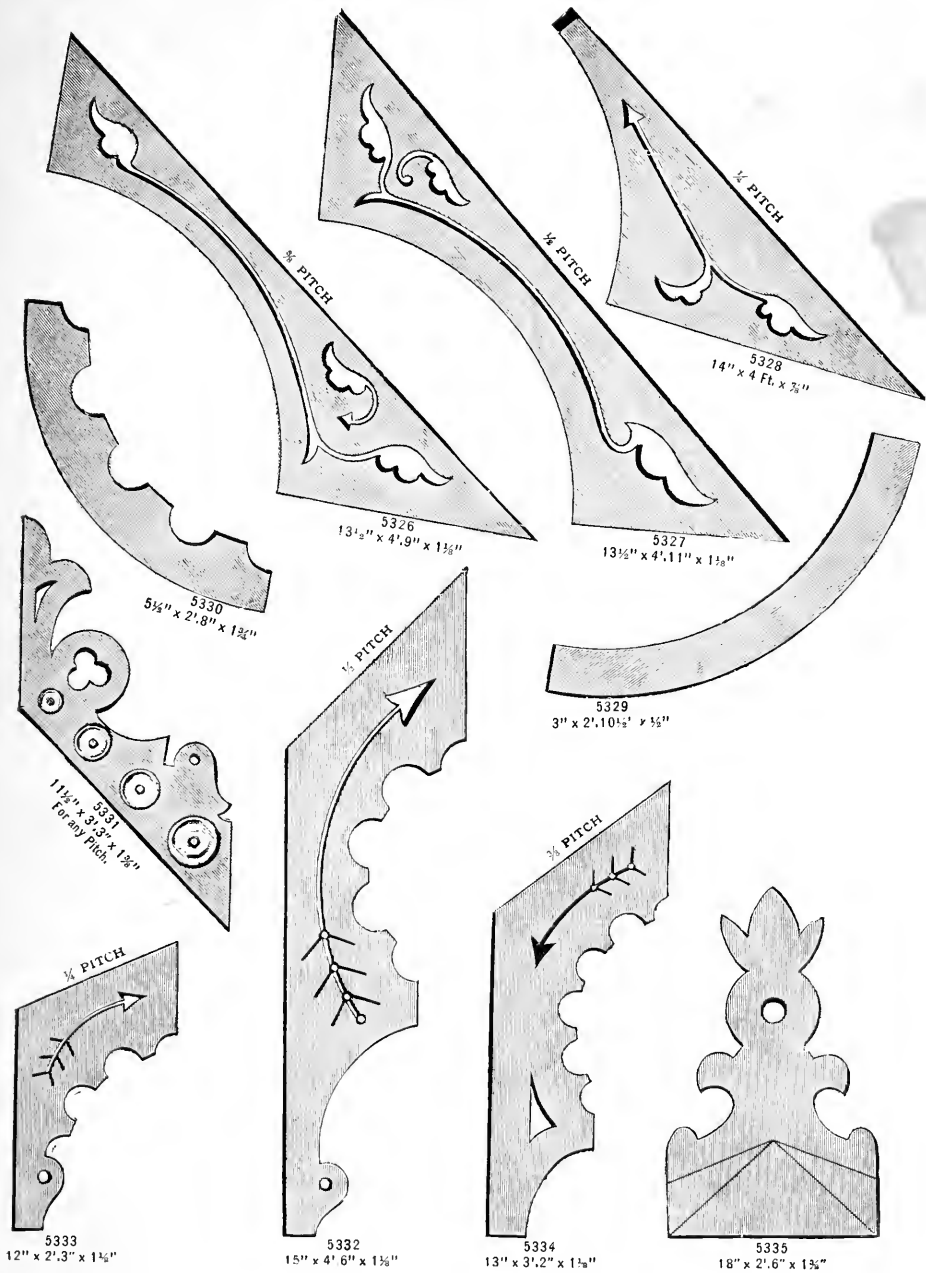


5324  
4" x 6" x 1/2"

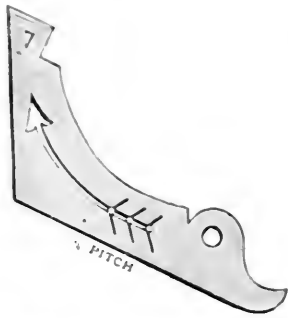


5325  
2 1/4" x 3 1/4" x 1/2"

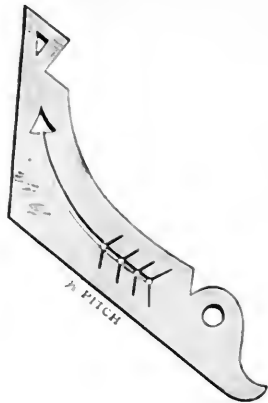
SCROLL ORNAMENTS.



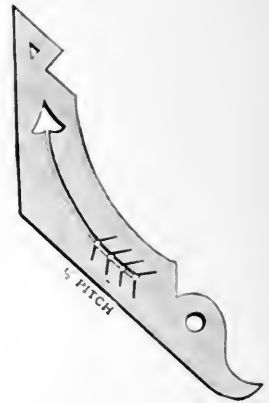
GABLE ORNAMENTS.



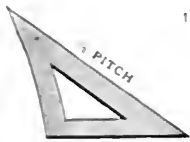
5336  
12" x 21.9" x 1 1/4"



5337  
11 1/4" x 31.2" x 1 1/4"



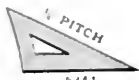
5338  
10 1/2" x 31.2" x 1 1/4"



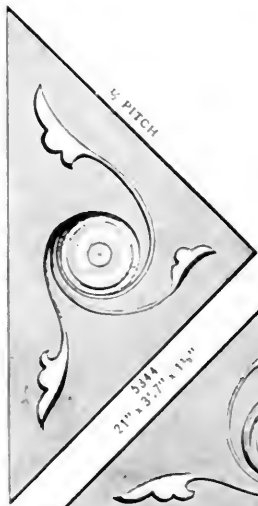
5339  
7" x 18" x 1/2"



5340  
5 1/2" x 14" x 1/2"



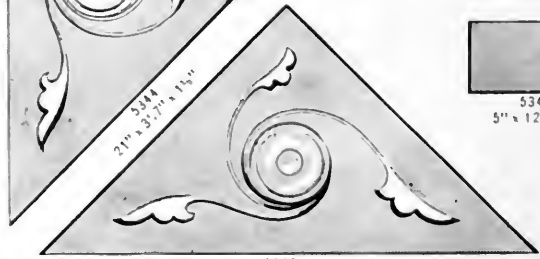
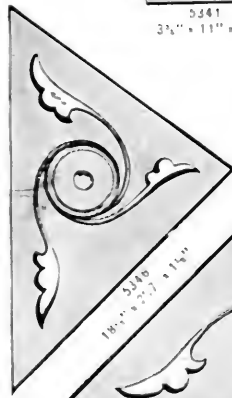
5341  
3 1/2" x 11" x 1/2"




5342  
7" x 21" x 1/2"



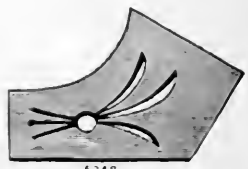
5343  
5" x 12" x 3"



5345  
21" x 31.7" x 1 1/4"



5346  
18 1/2" x 31.7" x 1 1/4"



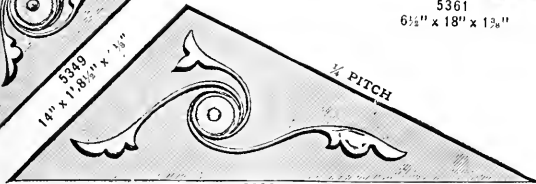
5348  
13" x 21" x 1 1/4"

GABLE ORNAMENTS.







5361  
6½" x 18" x 1¾"




5350  
14½" x 31.7½" x 1¾"




5360  
16" x 3 Ft. x 1¾"




5351  
12" x 4' x 1¾"



5359  
12" x 15" x 2½"



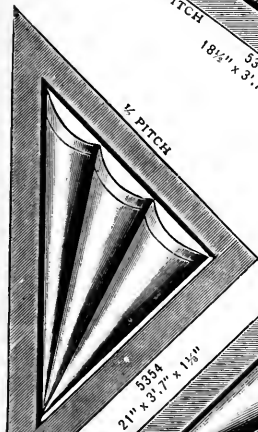
5352  
18½" x 31.7" x 1¾"




5353  
18½" x 21.6" x 1¾"



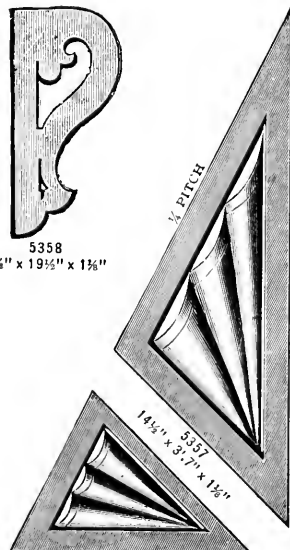
5358  
8½" x 19½" x 1¾"



5354  
21" x 31.7" x 1¾"



5355  
21" x 31.7" x 1¾"



5357  
15" x 18½" x 1¾"

GABLE ORNAMENTS.



5362 10 1/2" x 4 Ft. x 1 1/2"



5363 12" x 4 6" x 1/2"



5364 10 x 4 Ft. x 1/2"



5365 8" x 3 1/2" x 1/2"



5368 8" x 2 1/6" x 1/2"



5369 8" x 2 1/5" x 1/2"



5370 6 1/2" x 2 1/5" x 1/2"



5371 8" x 2 1/6" x 1/2"



5372 8 1/4" x 2 1/6" x 1/2"



5373 9" x 2 1/6" x 1/2"



5374 6 1/2" x 2 1/6" x 1/2"



5375 8" x 2 1/6" x 1/2"



5376 7 1/2" x 2 1/6" x 1/2"



5366 5 1/4" x 2 1/6" x 1/2"



5367 5 1/4" x 3 Ft. x 1/2"



5377 1 3/4" x 3/8"



5384 4" x 3/8"




5378 3" x 5/8"



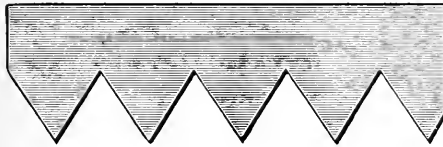
5385 5" x 1 1/8"



5379 5 1/2" x 3/8"



5386 4" x 3/8"



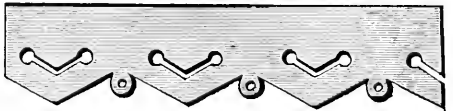
5380 7 1/2" x 3/8"



5387 4" x 1 1/2"



5381 3" x 3/8"



5388 6" x 1 1/8"



5382 3 1/2" x 1/2"



5389 7 1/4" x 3/8"



5383 4" x 3/8"



5390 5 1/2" x 3/8"

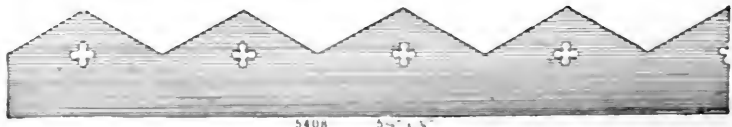




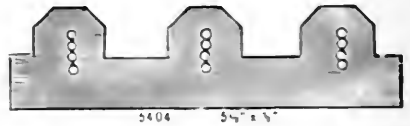




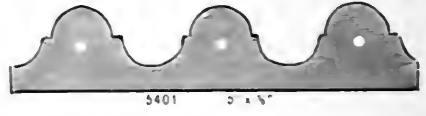
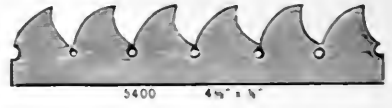


5391 7 1/2" x 3/8"

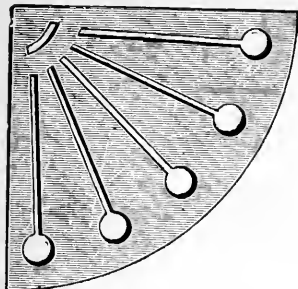


5392 5 1/2" x 3/8"

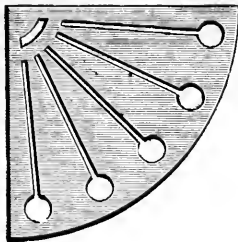
DRAPERY AND CRESTING.



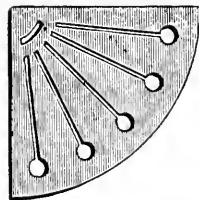
DRAPERY AND CRESTING.



5409  
2 4" x 24" x 1 3/8"



5410  
20" x 20" x 1 3/8"



5411  
16" x 16" x 1 3/8"



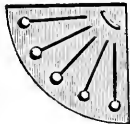
5412  
4 3/4" x 4 3/4" x 3/8"



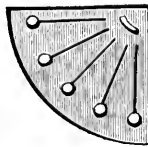
5413  
6" x 6" x 3/8"



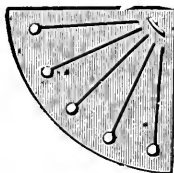
5414  
8" x 8" x 3/8"



5415  
10" x 10" x 3/8"



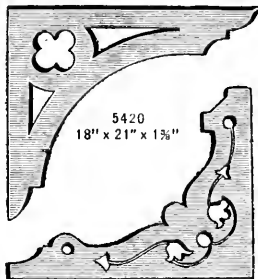
5416  
12" x 12" x 1 3/8"



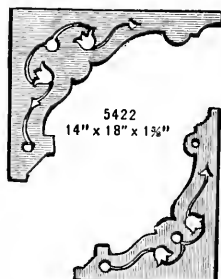
5417  
14" x 14" x 1 3/8"



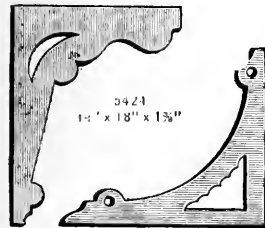
5418  
18" x 24" x 1 3/8"



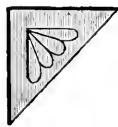
5419  
18" x 21" x 1 3/8"




5420  
14" x 18" x 1 3/8"




5421  
1" x 18" x 1 3/8"




5422  
9 1/2" x 9 1/2" x 3/8"



5423  
10" x 10" x 3/8"



5424  
9" x 18" x 1 3/8"



5425  
10" x 10" x 1 3/8"



5430  
8" x 21 6" x 1 3/8"


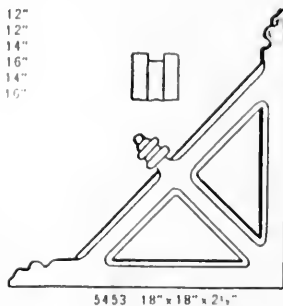
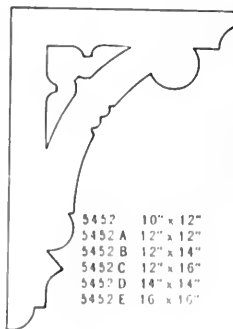
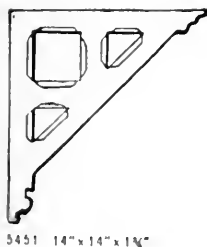
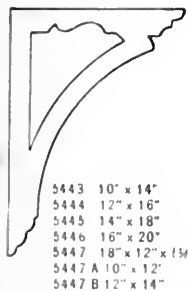
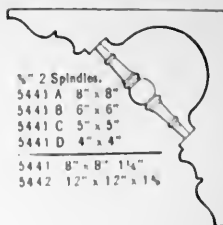
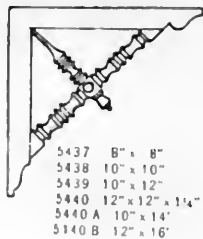
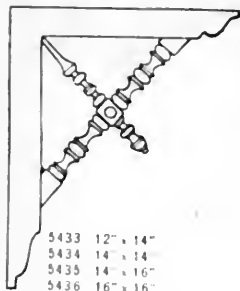


5431  
4 3/4" x 18" x 3/8"

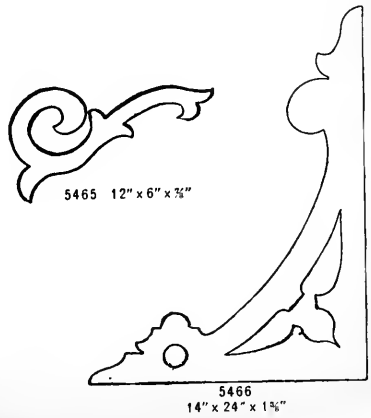
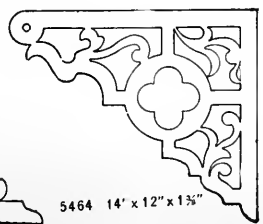

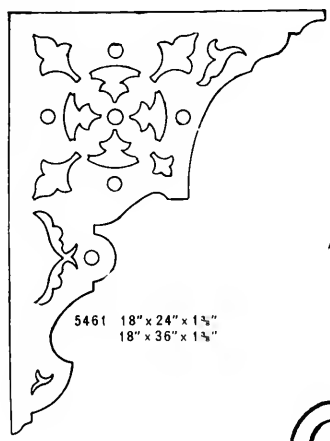





5432  
5 3/4" x 24" x 1 3/8"



SPANDRAL BRACKETS AND PORCH SCROLL.



SPANDRAL BRACKETS.




**SPANDRAL BRACKETS.**



5467  
19 1/2" x 24" x 1 1/2"  
18" x 30" x 1 1/2"



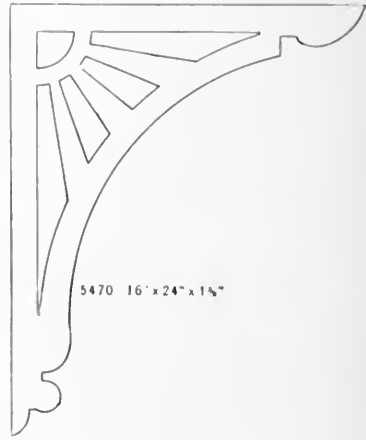
5471 21" x 23" x 1 1/2"



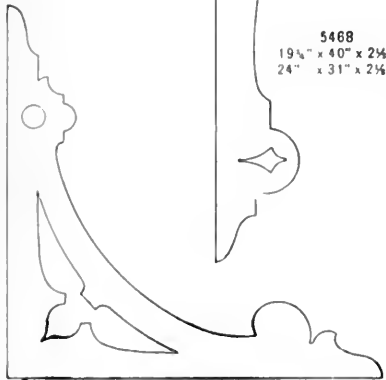
5468  
19 1/2" x 40" x 2 1/2"  
24" x 31" x 2 1/2"



5469 16" x 21" x 1 1/2"



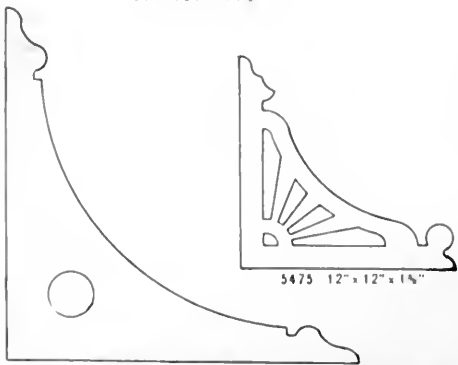
5470 16" x 24" x 1 1/2"




5472  
15 1/2" x 21 1/2" x 1 1/2"  
21" x 21" x 1 1/2"



5473  
16" x 17" x 1 1/2"  
17" x 19 1/2" x 1 1/2"



5475 12" x 12" x 1 1/2"




5476 24" x 24" x 2 1/2"

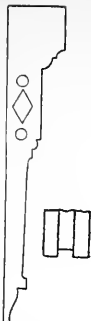
5474 20" x 20" x 1 1/2"

SPANDRAL BRACKETS.





5477  
4" x 18" x 2½"



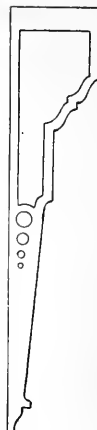
5478  
3¼" x 20" x 2½"



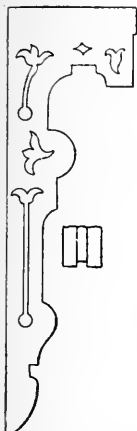
5479  
4¾" x 24" x 3"



5480  
3¼" x 24" x 3"



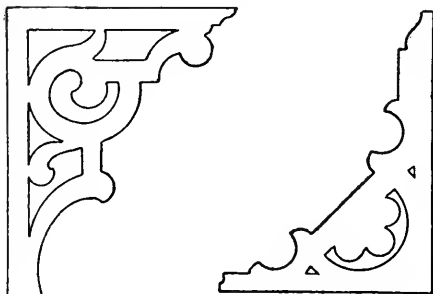
5481  
5" x 24" x 3"



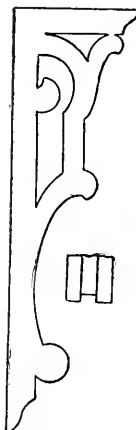
5483 7" x 24" x 2¼"



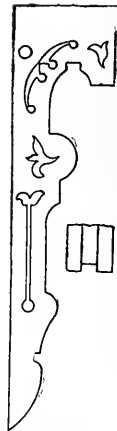
5482  
3" x 15" x 2¼"



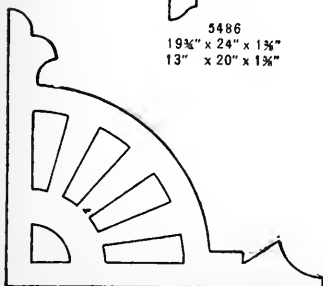
5487 14" x 18" x 1¾"



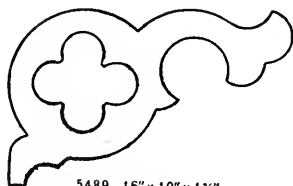
5484 7" x 24" x 2½"




5485 7" x 24" x 2¼"



5488  
15¾" x 18" x 1¾"

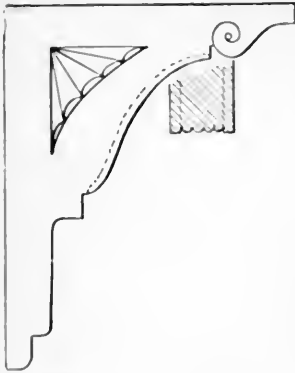


5489 16" x 10" x 1¾"

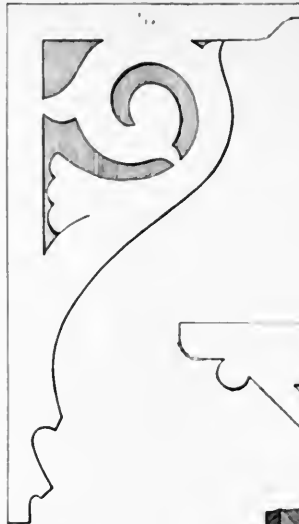


5490  
15" x 19¼" x 1¾"

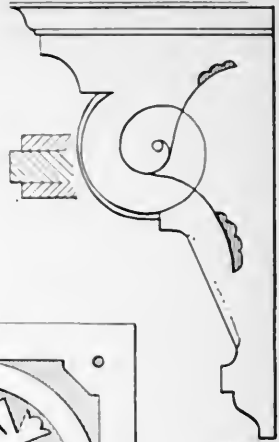
SPANDRAL AND PORCH BRACKETS.



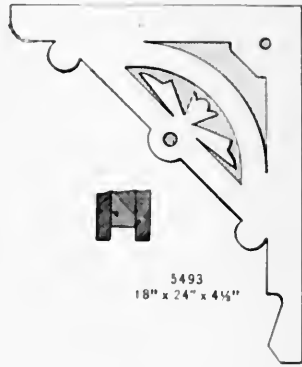
5491  
16" x 20" x 4 1/4"



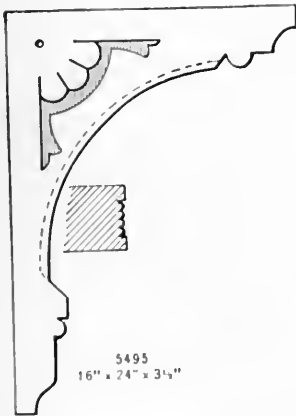
5494  
18" x 30" x 5"



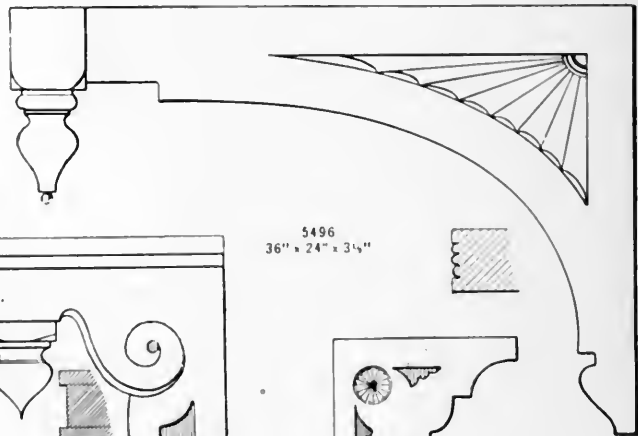
5492  
14" x 24" x 4 1/4"



5493  
18" x 24" x 4 1/4"



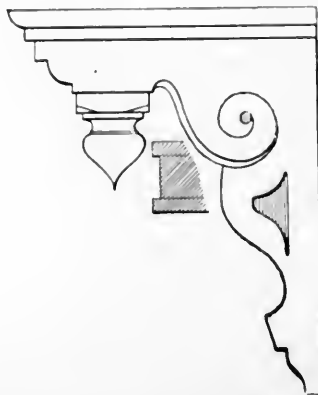
5495  
16" x 24" x 3 1/4"



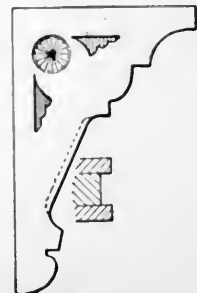
5496  
36" x 24" x 3 1/4"



5497  
7" x 16" x 3"

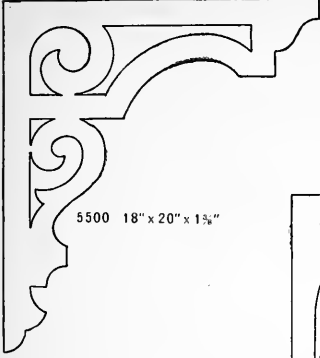




5498  
16" x 22" x 4 1/4"

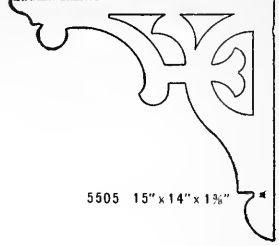


5499  
10" x 18" x 3"

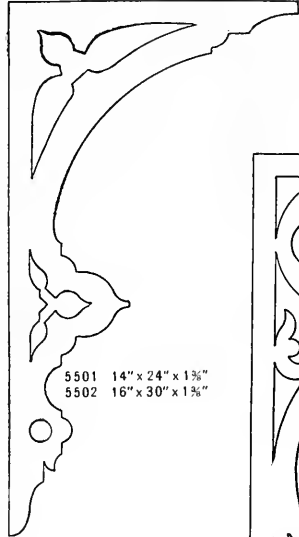
SPANDRAL AND CORNER BRACKETS.



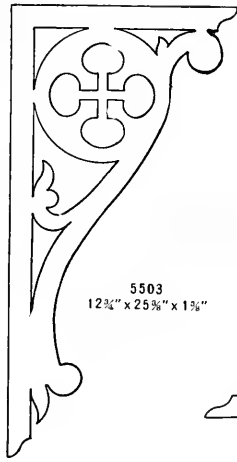
5500 18" x 20" x 1 3/4"



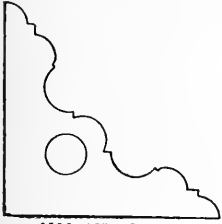
5505 15" x 14" x 1 3/4"



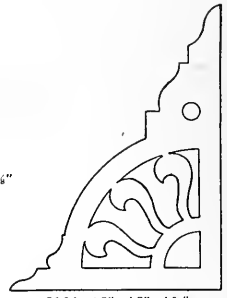
5501 14" x 24" x 1 3/4"  
5502 16" x 30" x 1 3/4"




5503  
12 3/4" x 25 3/4" x 1 3/4"



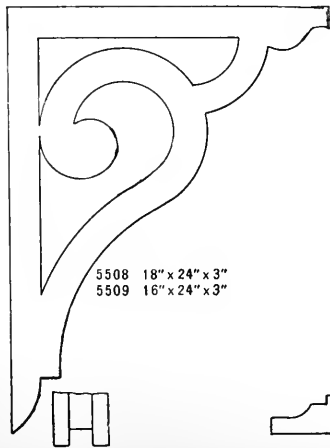
5506 12" x 12" x 1 3/4"



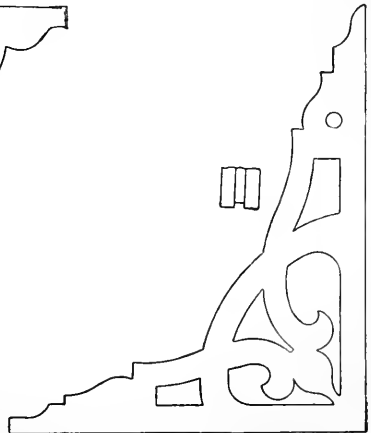
5504 12" x 16" x 1 3/4"



5507 15" x 22" x 1 3/4"

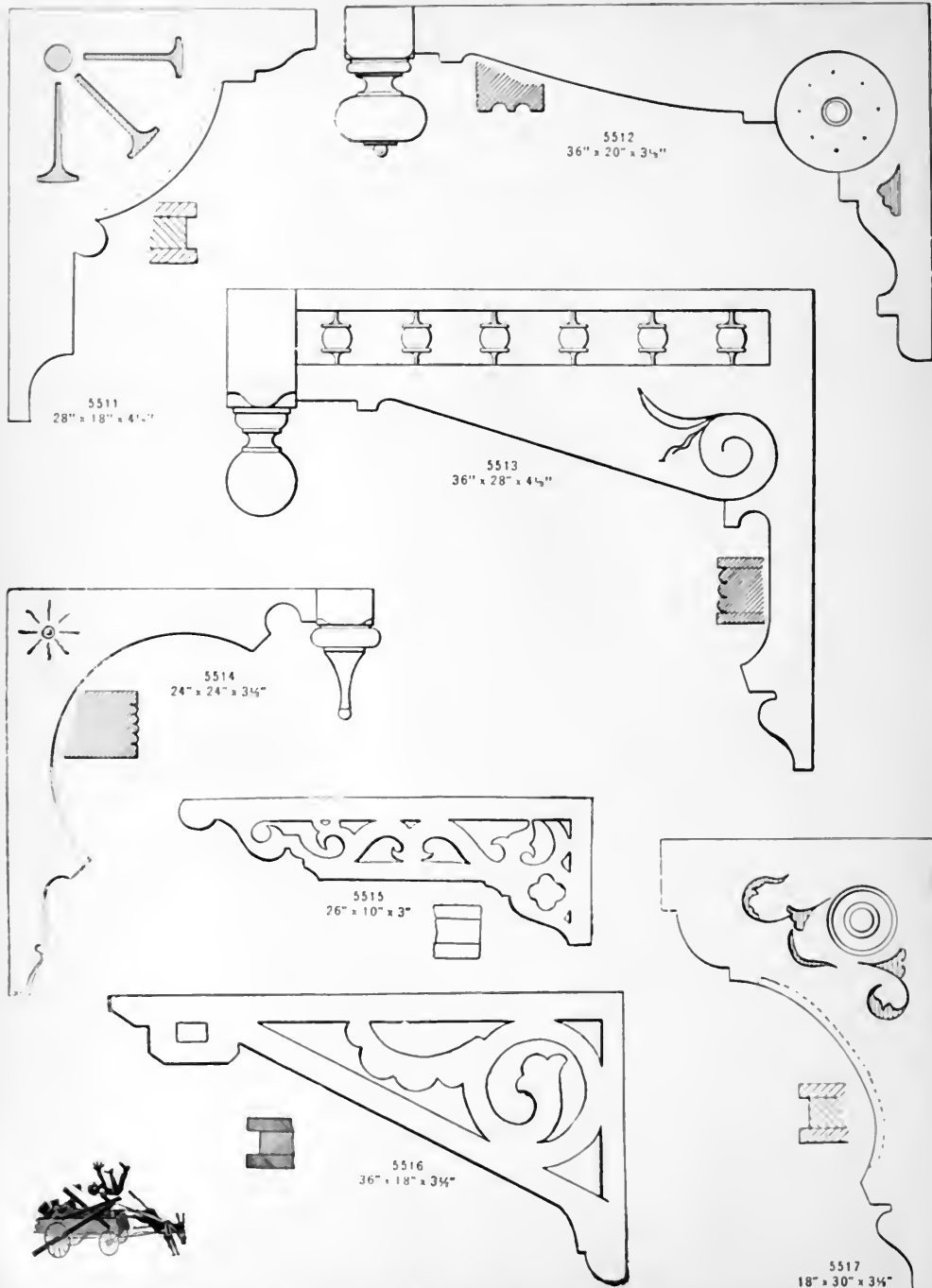


5508 18" x 24" x 3"  
5509 16" x 24" x 3"

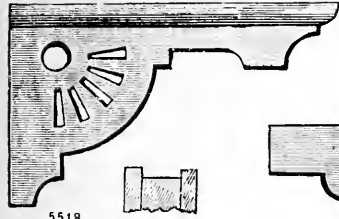


5510 20" x 24" x 2 3/4"

**SPANDRAL BRACKETS.**



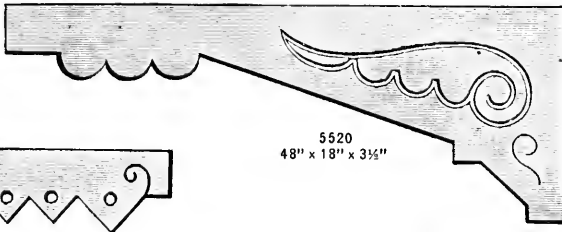
SPANDRAL AND CORNER BRACKETS.



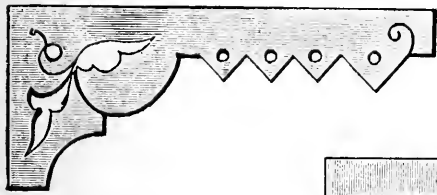
5518  
27" x 16" x 3½"



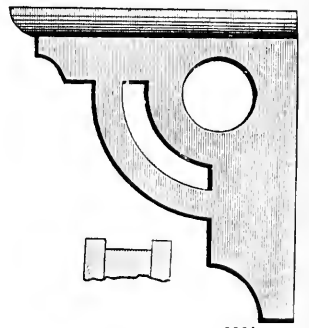
5519  
30" x 10" x 1¾"



5520  
48" x 18" x 3½"



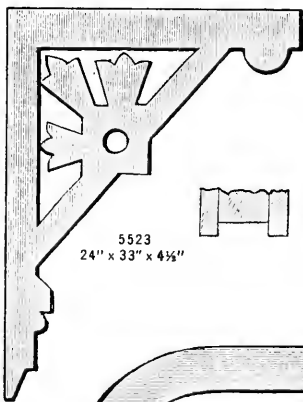
5521  
36" x 15" x 2¼"



5524  
24" x 26" x 4½"



5522  
13" x 15" x 1¾"

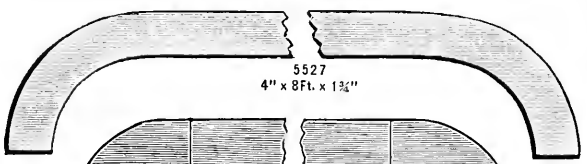


5523  
24" x 33" x 4¾"




5525  
4" x 5 Ft. x 1¾"

5526  
4" x 4.6" x 1¾"



5527  
4" x 8 Ft. x 1¾"

5528  
4" x 8 Ft. x 1¾"



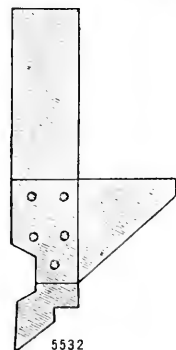
5529  
6" x 30" x 2"



5530  
6" x 30" x 2"



5531  
6" x 30" x 2"  
and Lugs

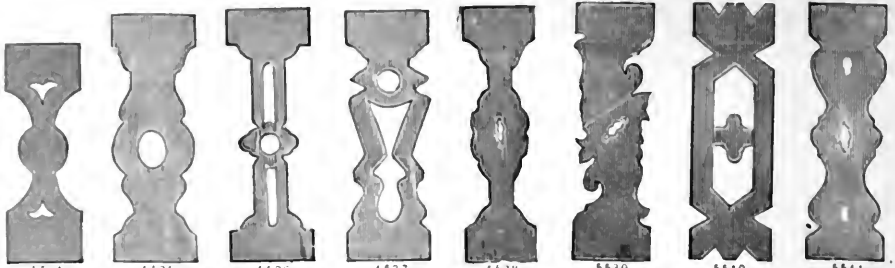


5532  
6" x 30" x 2"  
and Lugs

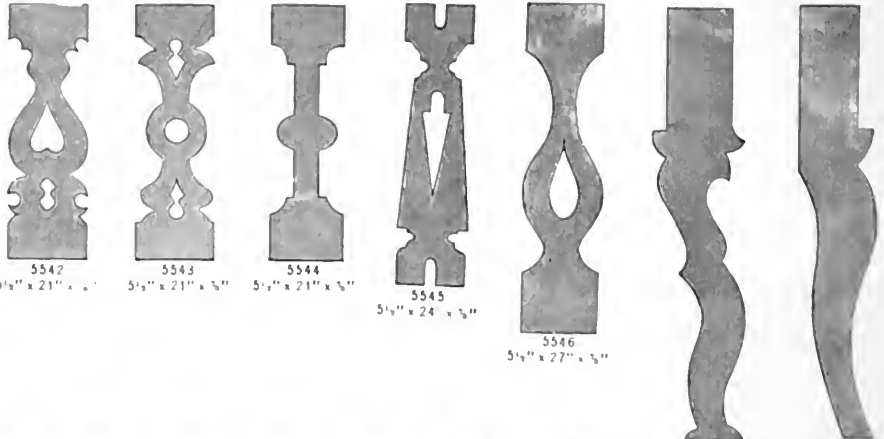


5533  
6" x 30" x 2"


BRACKETS, ARBOR ARCHES AND LOOKOUTS.



5534 5 1/2" x 18" x 5/8"    5535 5 1/2" x 21" x 5/8"    5536 5 1/2" x 21" x 5/8"    5537 5 1/2" x 21" x 5/8"    5538 4" x 21" x 5/8"    5539 5 1/2" x 21" x 5/8"    5540 5 1/2" x 21" x 5/8"    5541 5 1/2" x 21" x 5/8"


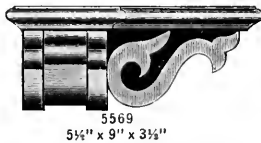
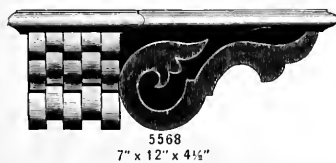


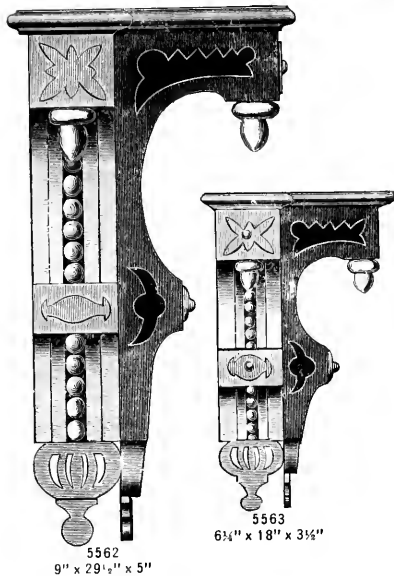
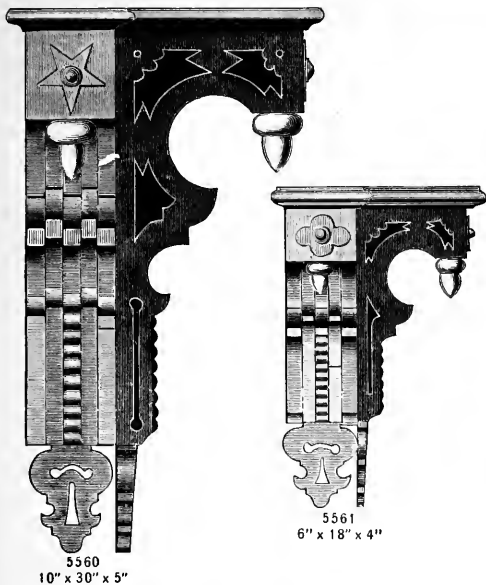


5542 5 1/2" x 21" x 5/8"    5543 5 1/2" x 21" x 5/8"    5544 5 1/2" x 21" x 5/8"    5545 5 1/2" x 24" x 5/8"    5546 5 1/2" x 27" x 5/8"    5547 7" x 36" x 1 1/8"    5548 6" x 36" x 1/4"




5549 2 1/2" x 31 1/2" x 5/8"    5550 2 1/2" x 31 1/2" x 5/8"    5551 2 1/2" x 31 1/2" x 5/8"    5552 2 1/2" x 31 1/2" x 5/8"    5553 2 1/2" x 31 1/2" x 5/8"    5554 1 3/8" x 31 1/2" x 1 1/8"    5555 1 3/8" x 31 1/2" x 1 1/8"    5556 2 1/2" x 21 1/2" x 5/8"    5557 2 1/2" x 21 1/2" x 5/8"    5558 2 1/2" x 21 1/2" x 5/8"    5559 1 3/8" x 31 1/2" x 1 1/8"

SCROLL BALUSTERS, PICKETS AND COUNTER LEGS.



DOOR BRACKETS AND MODILLIONS.



5571  
10 1/2" x 25 1/2" x 4 1/4"



5572  
5 1/2" x 13" x 3 1/2"



5573  
7" x 21 1/2" x 4"



5574  
4 1/2" x 10" x 3 1/2"



5575  
8" x 24 1/2" x 4 1/4"



5576  
10 1/2" x 25 1/2" x 4 1/4"



5577  
5 1/2" x 14" x 3 1/2"



5579  
6 1/2" x 10" x 3 1/4"



5580  
6" x 8 1/2" x 3 1/4"



5578  
15" x 34" x 5"




5581  
7 1/2" x 12" x 3 1/4"



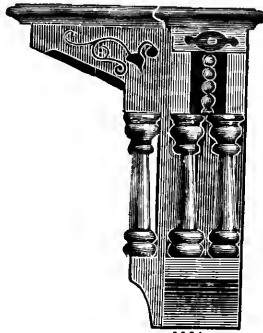
5582  
6" x 11" x 3 1/4"

DOOR BRACKETS AND MODILLIONS.

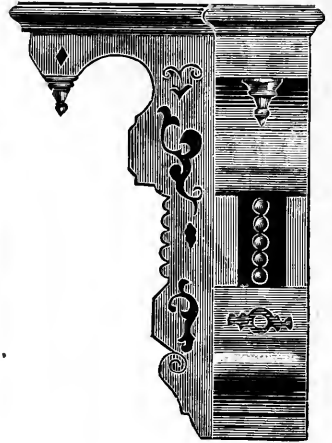




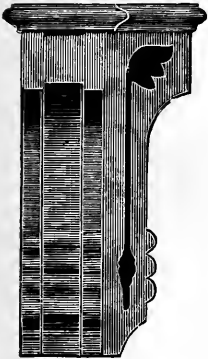
5583  
10" x 20" x 4½"



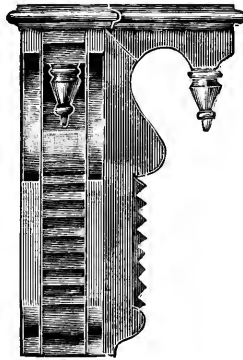
5584  
9" x 18" x 3½"



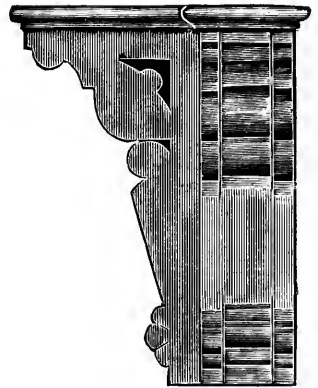
5585  
11" x 24" x 3½"



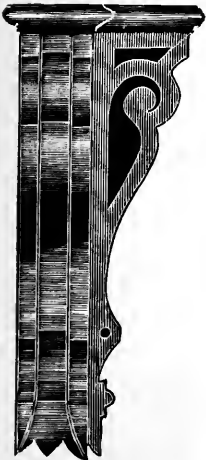
5586  
5½" x 20" x 3"



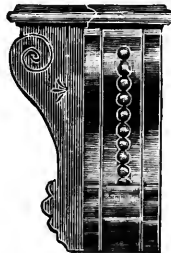
5587  
8" x 20" x 3½"




5588  
10" x 21" x 3½"



5589  
6" x 25" x 3"



5590  
4" x 15" x 3"

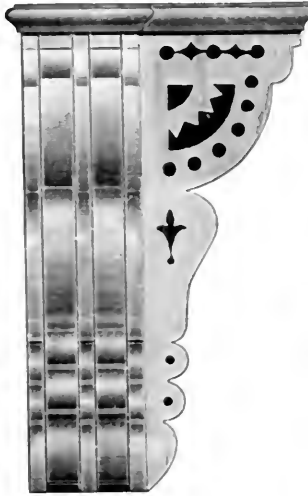


5591  
4" x 12" x 2½"

DOOR AND CORNICE BRACKETS.



5592  
7" x 22" x 5 1/2"  
6" x 2'0" x 6"  
7" x 26" x 6"



5593  
9 1/4" x 21 1/2" x 6"  
9" x 2'3" x 6 1/2"



5594  
5 1/2" x 2'8 1/2" x 6"  
8 1/4" x 36" x 6 1/2"




5595  
4 1/4" x 12" x 3"  
5 1/4" x 12" x 3 1/4"




5596  
5 1/2" x 11 1/4" x 3 1/4"



5597  
5 1/4" x 12" x 3"



5598  
11" x 24" x 5"



5599  
9" x 27" x 6"



5600  
5 1/4" x 2'7" x 6"

DOOR AND CORNICE BRACKETS.

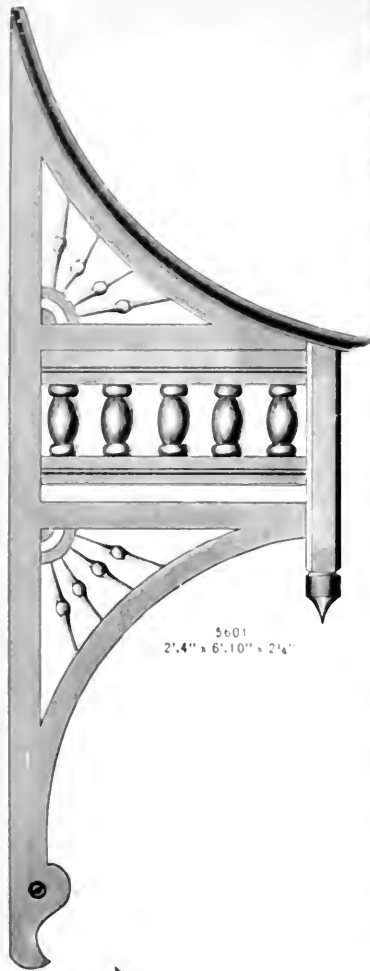


## Porches, Brackets, Hoods, Balustrade, Bay Windows and Cornices.

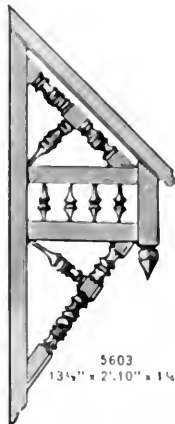
On the preceding pages will be found an interesting assortment of Brackets, Modillions Spandrals, etc. Although the renaissance style of architecture is rapidly being displaced by more artistic and neater designs, it is still adopted for business property. Our patrons will find a complete line, and please note that dimensions given are for regular stock and in the following order: First, projection or width; second, height or length, and third, the thickness. Other than regular sizes made to order.

On the following pages are found a variety of Door and Window Hoods and Caps, Hood Brackets, Porches, Veranda, Bay Windows, Gable Cornices, Balustrade and finish. The designs represent regular sizes, and are carried in stock, but other dimensions can be furnished on short notice.

Quotations do not include Casings unless specifically mentioned, and prices on Balustrade are always given exclusive of Posts, unless otherwise specified.



5601  
2'4" x 6'10" x 2 1/4"




5603  
13 1/4" x 2'10" x 1 1/4"

**HOOD BRACKETS.**  
Other Sizes to Order.




5602  
For 3 Ft. Door.




5604

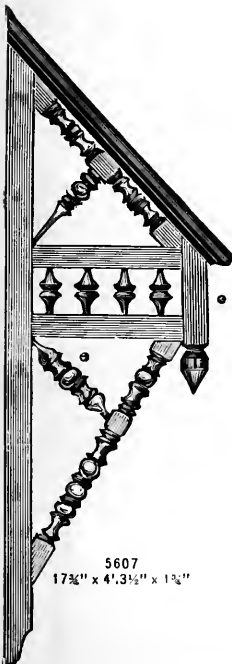
**DOOR AND WINDOW HOODS.**  
Scale 1 Inch.




5605  
18½" x 4'.8" x 1¾"



5606





5607  
17¾" x 4'.3½" x 1¾"




5608  
For 3 Ft. Door.

**HOOD BRACKETS.**  
Other Sizes to Order.

**DOOR AND WINDOW HOODS.**  
Scale 1 Inch.




5609  
22" x 5'.8" x 2"



5611  
15" x 3'.6" x 1.3"

**HOOD BRACKETS.**  
Other Sizes to Order.


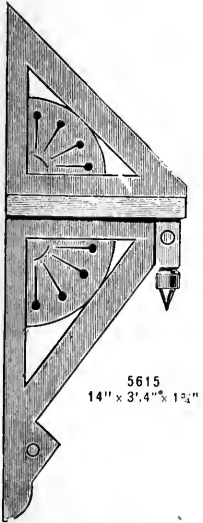

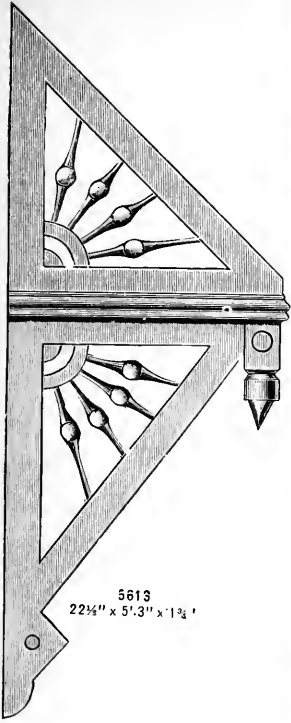


5610  
For 3 Ft. Door.



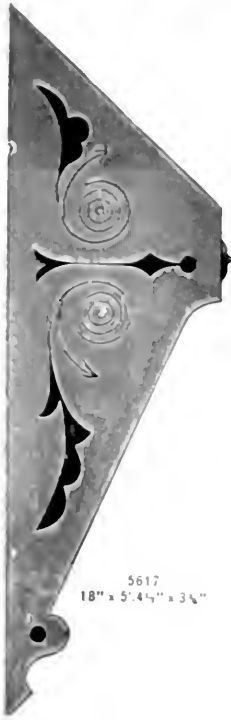
5612  
For 3 Ft. Door.

**DOOR AND WINDOW HOODS.**  
Scale 1 Inch.



**HOOD BRACKETS.**  
Other Sizes to Order.

**DOOR AND WINDOW HOODS.**  
Scale 1 Inch.




5617  
18" x 5'4 1/4" x 3 1/4"



5618  
For 3 Ft. Door.



5619  
11 1/4" x 3'3" x 2 1/4"




5620


HOOD BRACKETS.  
Other Sizes to Order.

DOOR AND WINDOW HOODS.  
Scale 1 Inch.

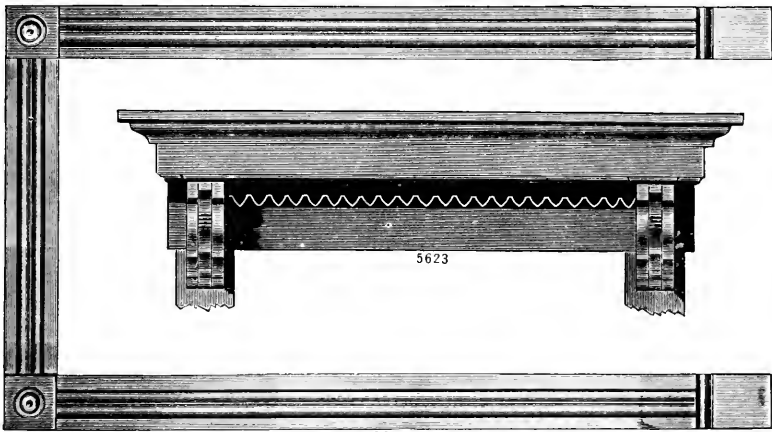




5621

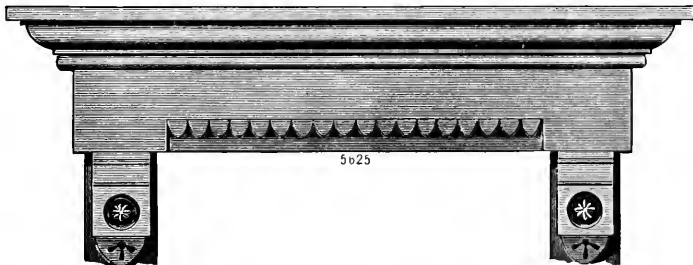


5622



5623





5624




5625

**OUTSIDE DOOR AND WINDOW CAPS.**


Inside Casing. Scale 1 Inch.



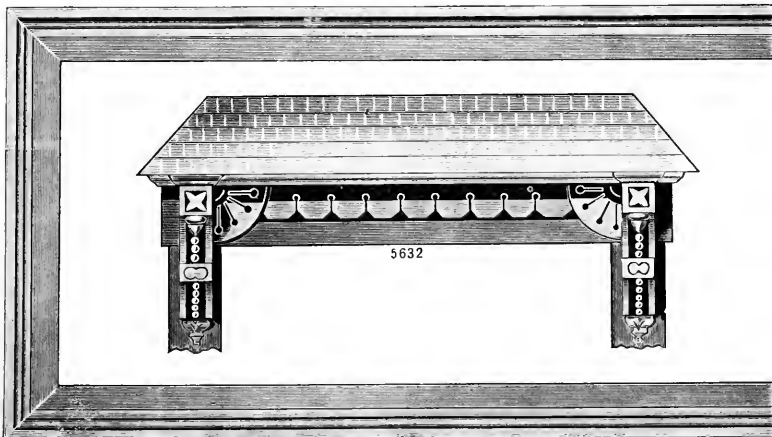
OUTSIDE DOOR AND WINDOW CAPS.



5630



5631




5632


OUTSIDE DOOR AND WINDOW CAPS.

Inside Casing.

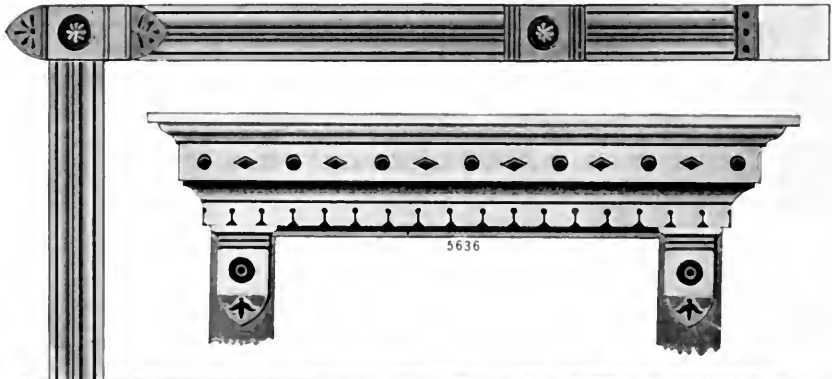
Scale 1 Inch



5634




5635



5636

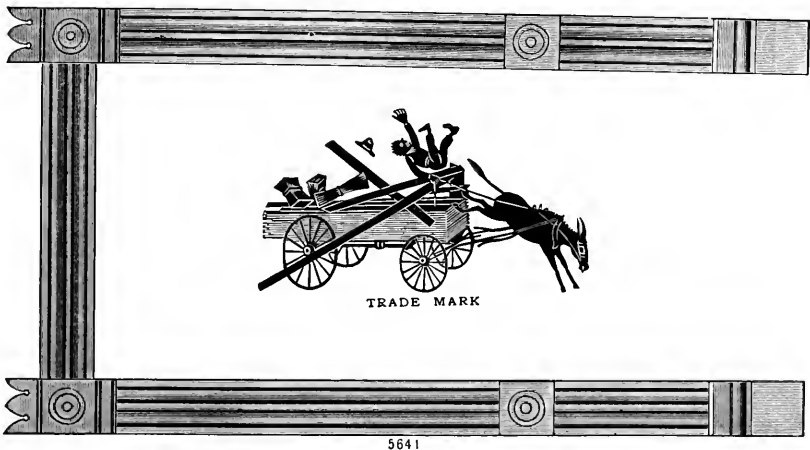
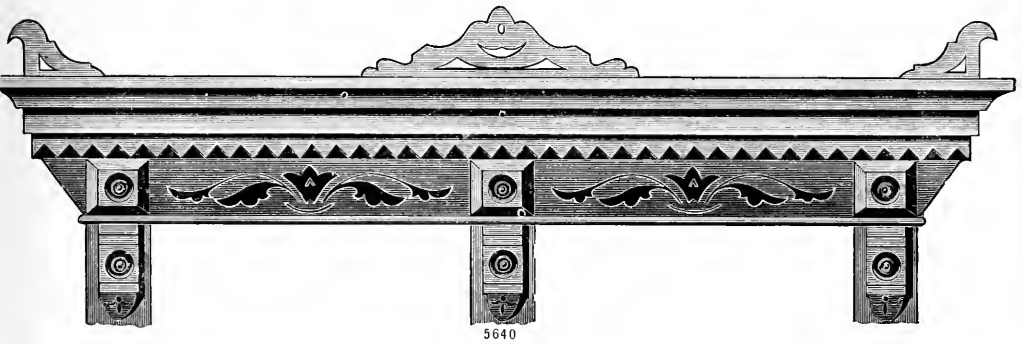



5637

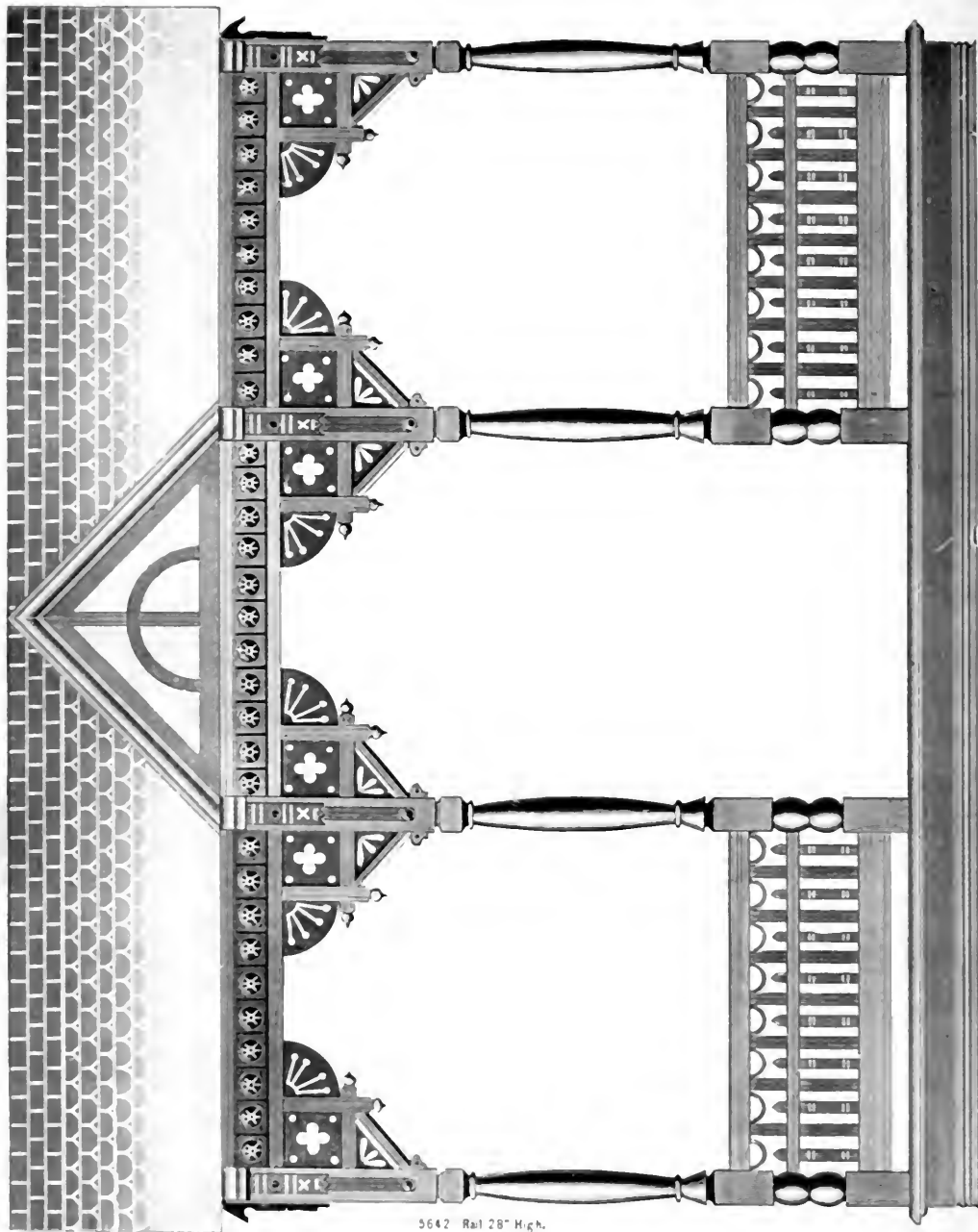


5638

OUTSIDE DOOR AND WINDOW CAPS.  
Inside Casing.




OUTSIDE DOOR AND WINDOW CAPS.  
Inside Casing.



5642 Rail 28" High.

PORCHES.

16 x 8 Feet. Other Sizes to Order. Scale 1/4 Inch.



5643 Rail 29" High  
with Foot Rail.

8 feet x 6 feet.

**PORCHES.**  
Other sizes to order.


Scale 1-2 inch.



5644 Rail 27" High.  
8 x 12 Floor size.



5645 Rail 28 High.




5646 Rail 27 High.

PORCHES AND BALUSTRADE.

Other sizes to order.

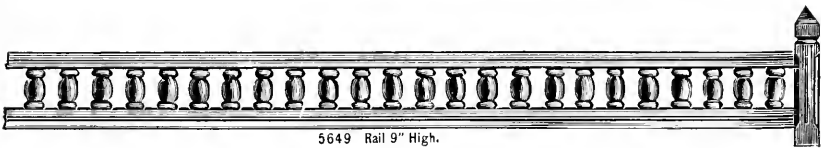
Scale 1-2 inch.



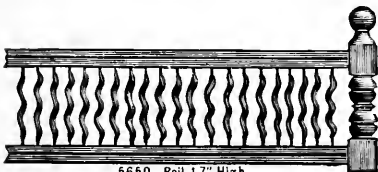


5648 Rail 26" High.

5647  
Floor Size 6' x 11'



5649 Rail 9" High.



5650 Rail 17" High.




5651 Rail 15" High.

**PORCHES AND BALUSTRADE.**

Other sizes to order.


Scale 1-2 inch.



5653 Rail 28" High.

5652

Floor Size 6 x 12'



5654 Rail 24" High.

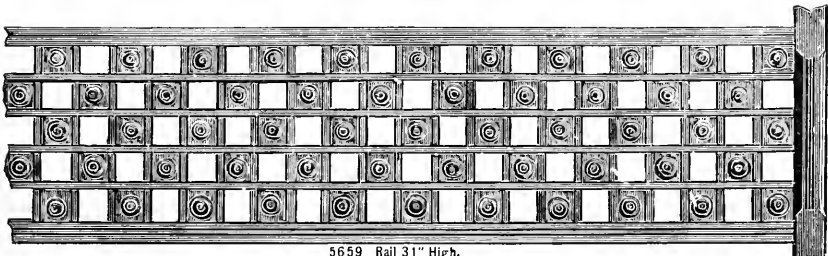



5655 Rail 26" High.  
Baluster 2 3/4"

**PORCHES AND BALUSTRADE.**

Other sizes to order.

Scale 1-2 inch.




5659 Rail 31" High.


**PORCHES AND BALUSTRADE.**

Other sizes to order.


Scale 1-2 inch.




5660 Rail 30" High.  
Baluster 1 1/2"




5661 Rail 30" High



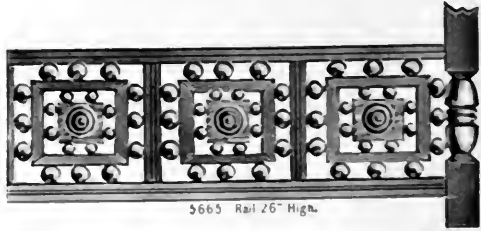
5662 Rail 30" High.




5663 Rail 30" High



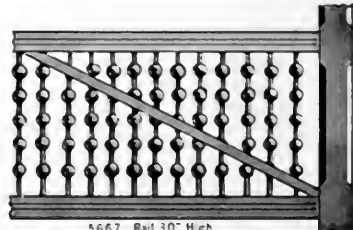
5664 Rail 26" High.



5665 Rail 26" High.



5666 Rail 28" High.





5667 Rail 30" High


PORCH AND BALCONY BALUSTRADE.

Other sizes to order.

Scale 1-2 inch.



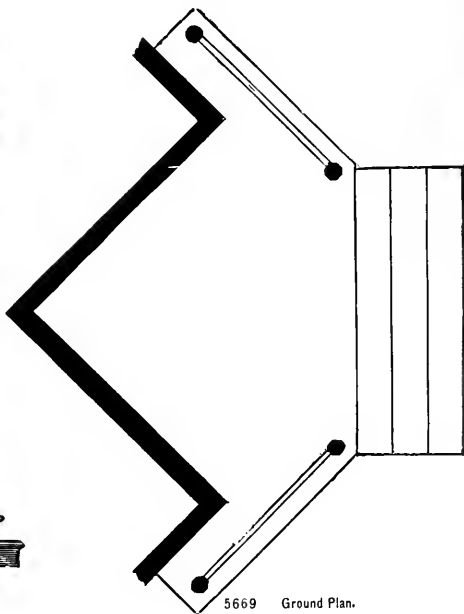
5668 Front.



5668 Side.




5669 Elevation.




5669 Ground Plan.

**PORCHES.**  
Other sizes to order.

Scale 1-4 inch.




5670 8' x 12'



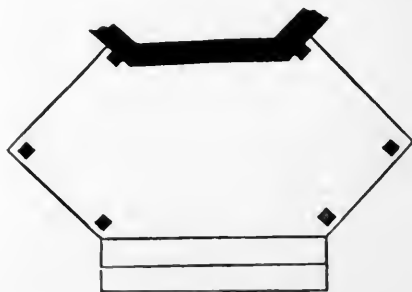
5671 6'6" x 6'6"



5673 Elevation.



5672 7' x 5'




5673 Ground Plan.

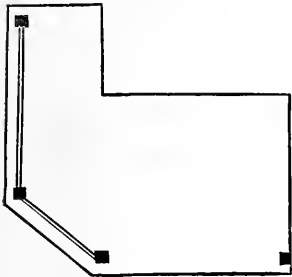
PORCHES.

Other sizes to order.

Scale 1-4 inch



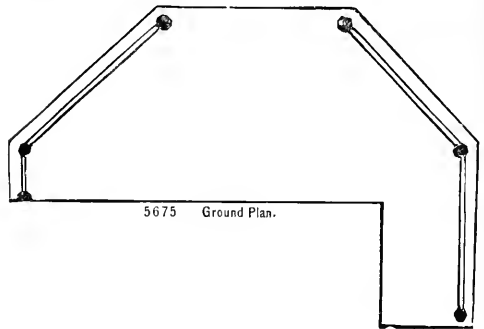
5674 Elevation.




5674 Ground Plan.



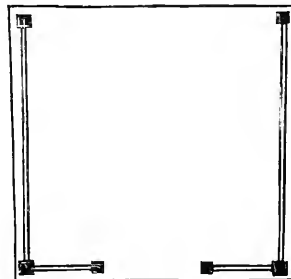
5675 Elevation.



5675 Ground Plan.



5676 Elevation.



5676 Ground Plan.

**PORCHES.**

Other sizes to order.

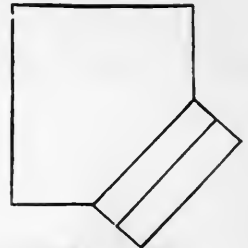
Scale 1-4 inch.



5677 9' x 13'



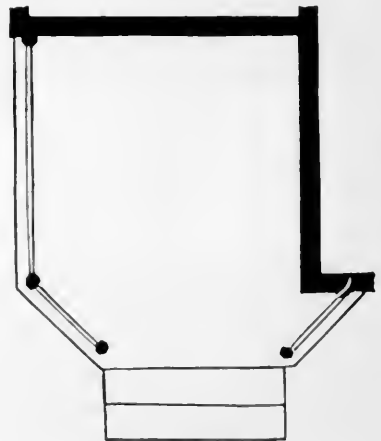
5678 Elevation.



5678 Ground Plan.



5679 Elevation.




5679 Ground Plan.


PORCHES.  
Other sizes to order.

Scale 1-4 inch.





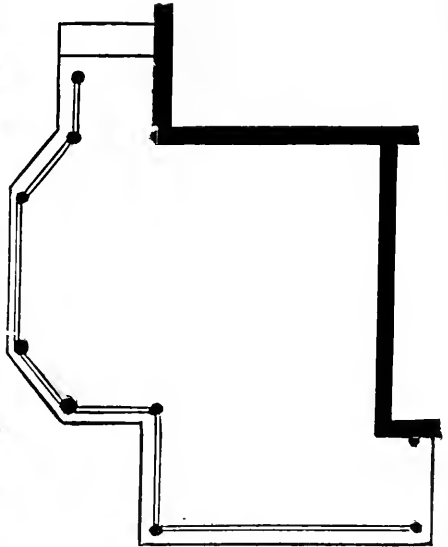
5680 Front.



5681 6'6" x 6'6"



5680 Side.




5680 Ground Plan.

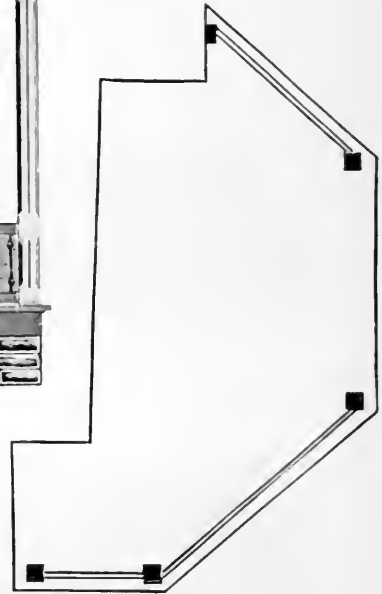
PORCHES.

Other sizes to order.

Scale 1-4 inch.




5682 Elevation.



5682 Ground Plan




5683 Elevation.




5683 Ground Plan.

PORCHES.  
Other sizes to order.


Scale 1-4 inch.



5684 22' x 7'.



5685 Front.




5685 Side.

**PORCHES.**

Other sizes to order.

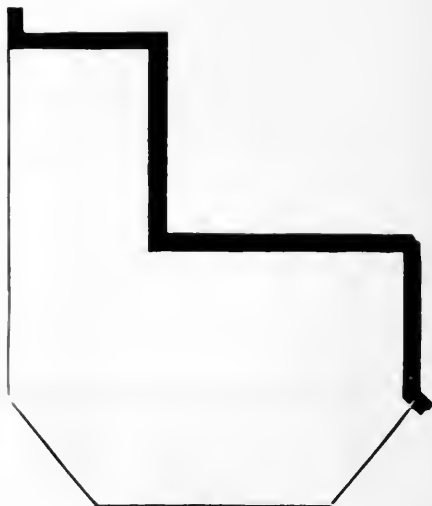
Scale 1-4 inch.



5686 24' x 8'



5687 Elevation




5687 Ground Plan.

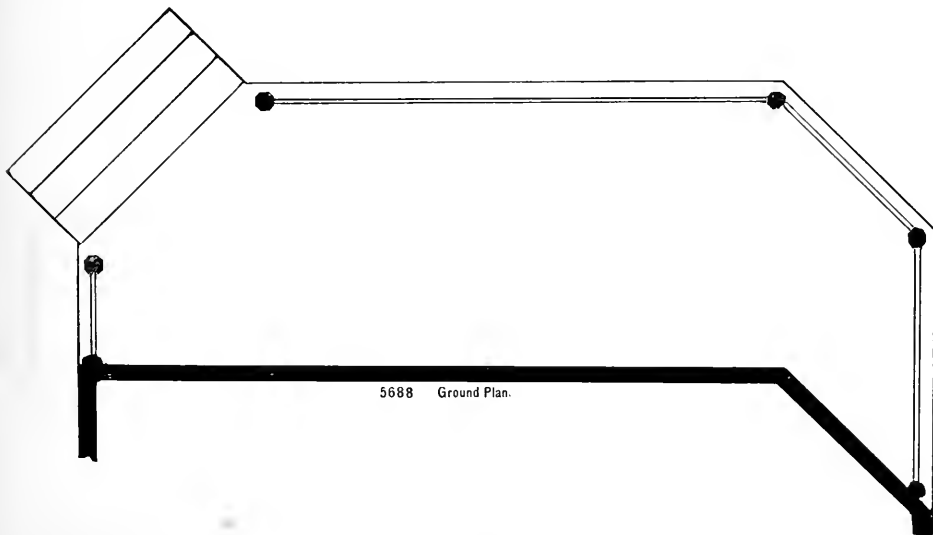
PORCHES.

Other sizes to order.

Scale 1-4 inch.



5688 Elevation.

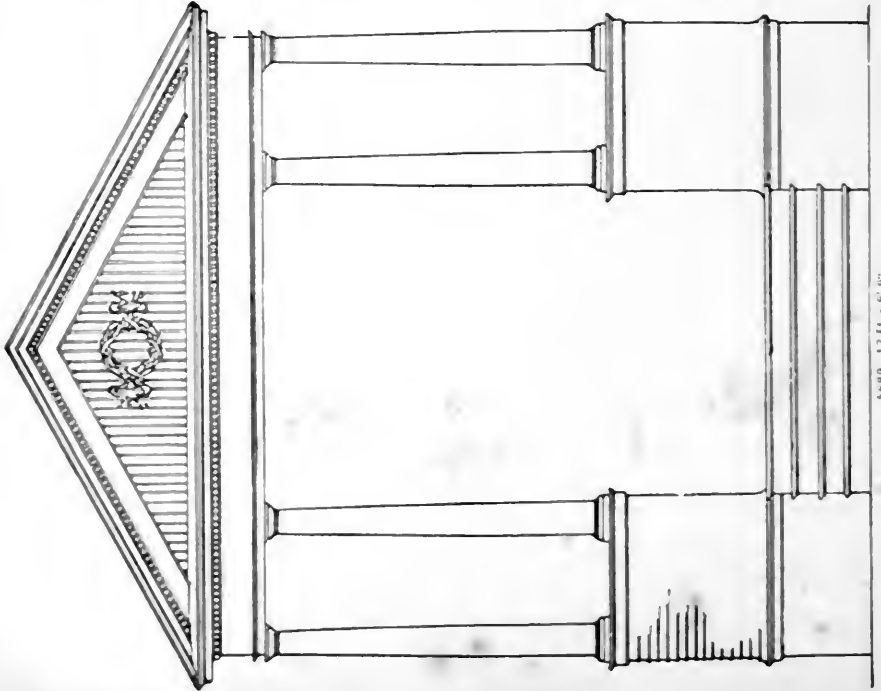


5688 Ground Plan.

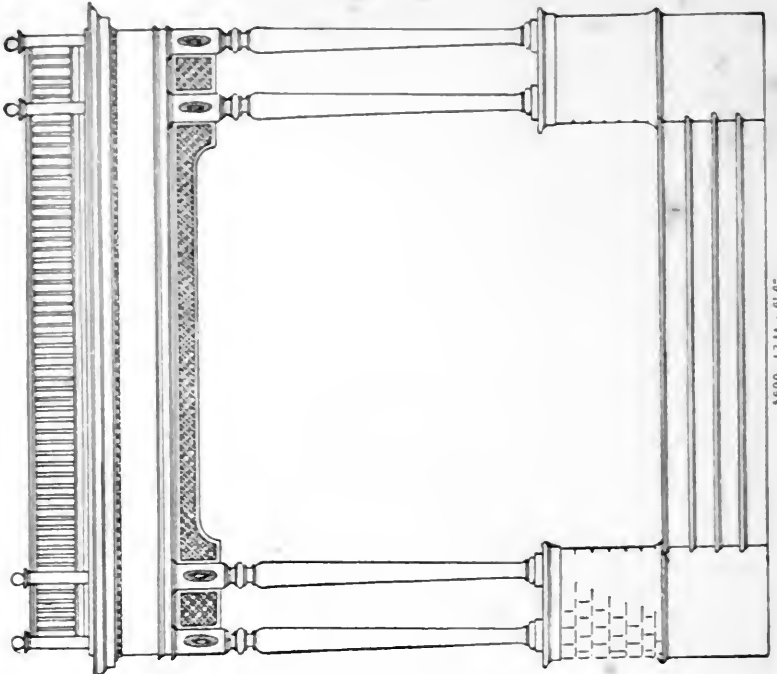
**PORCHES.**

Other sizes to order.

Scale 1-4 inch.



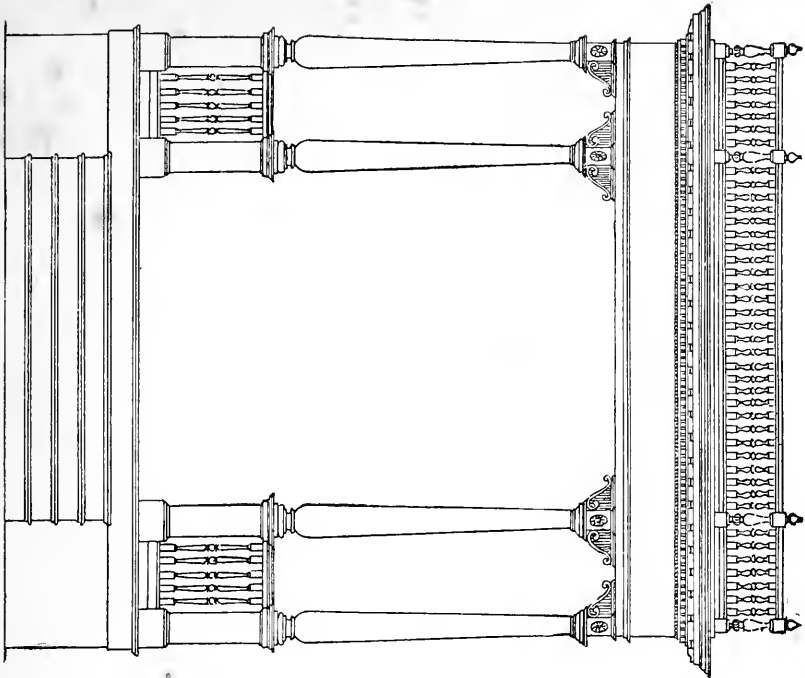
5089 17 ft. x 6'-0"



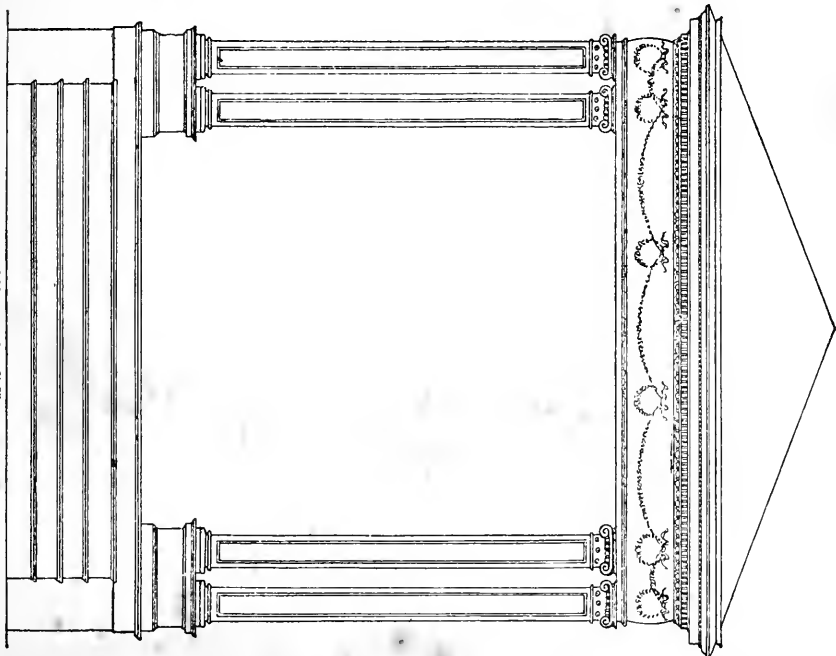
5690 17 ft. x 6'-0"

**PORCHES.**  
Other sizes to order.

Scale 3/8 inch.



5691 11' 6" x 6' 6"




5692 11' 6" x 6' 6"

**PORCHES.**

Other sizes to order.

Scale 3/8 inch.




5693 10 ft x 10'

**PORCHES.**

Other sizes to order.

Scale 3-8 inch.



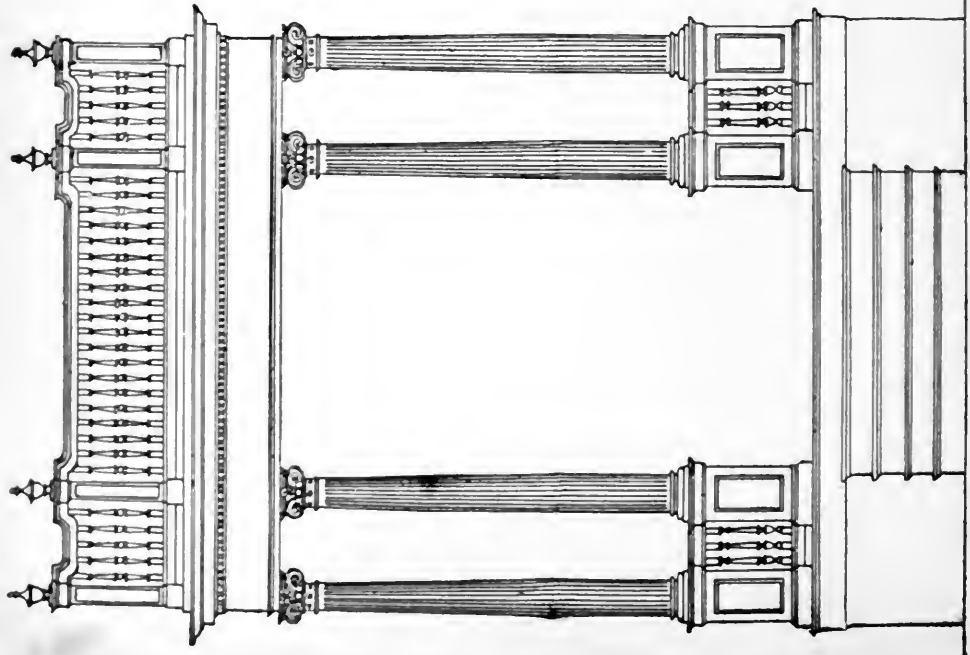


5694 10 Ft. x 6' 6"

**PORCHES.**

Other sizes to order.

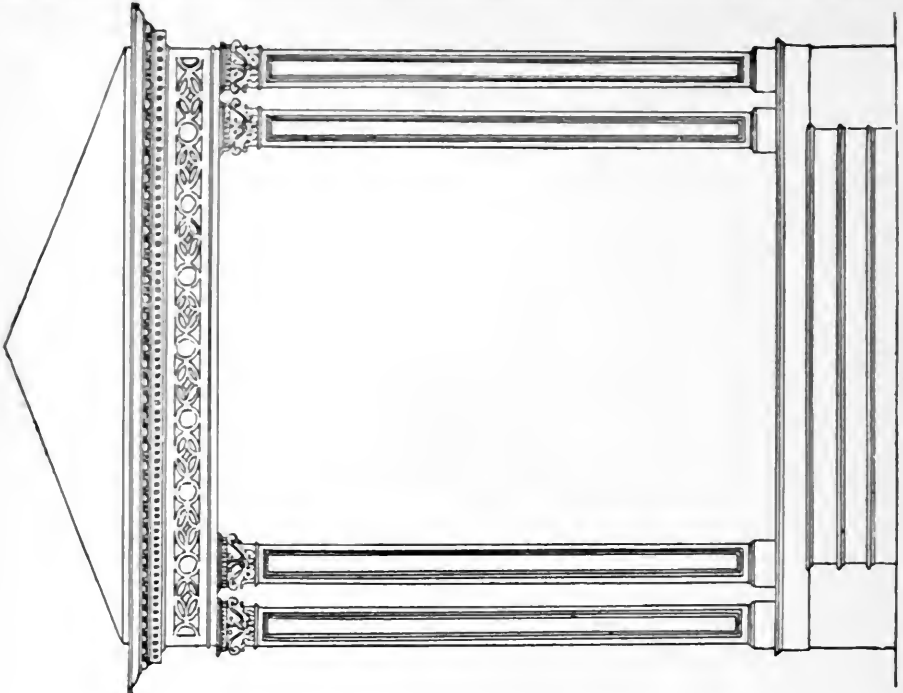
Scale 3-8 inch.



5695 10' x 6' 6"

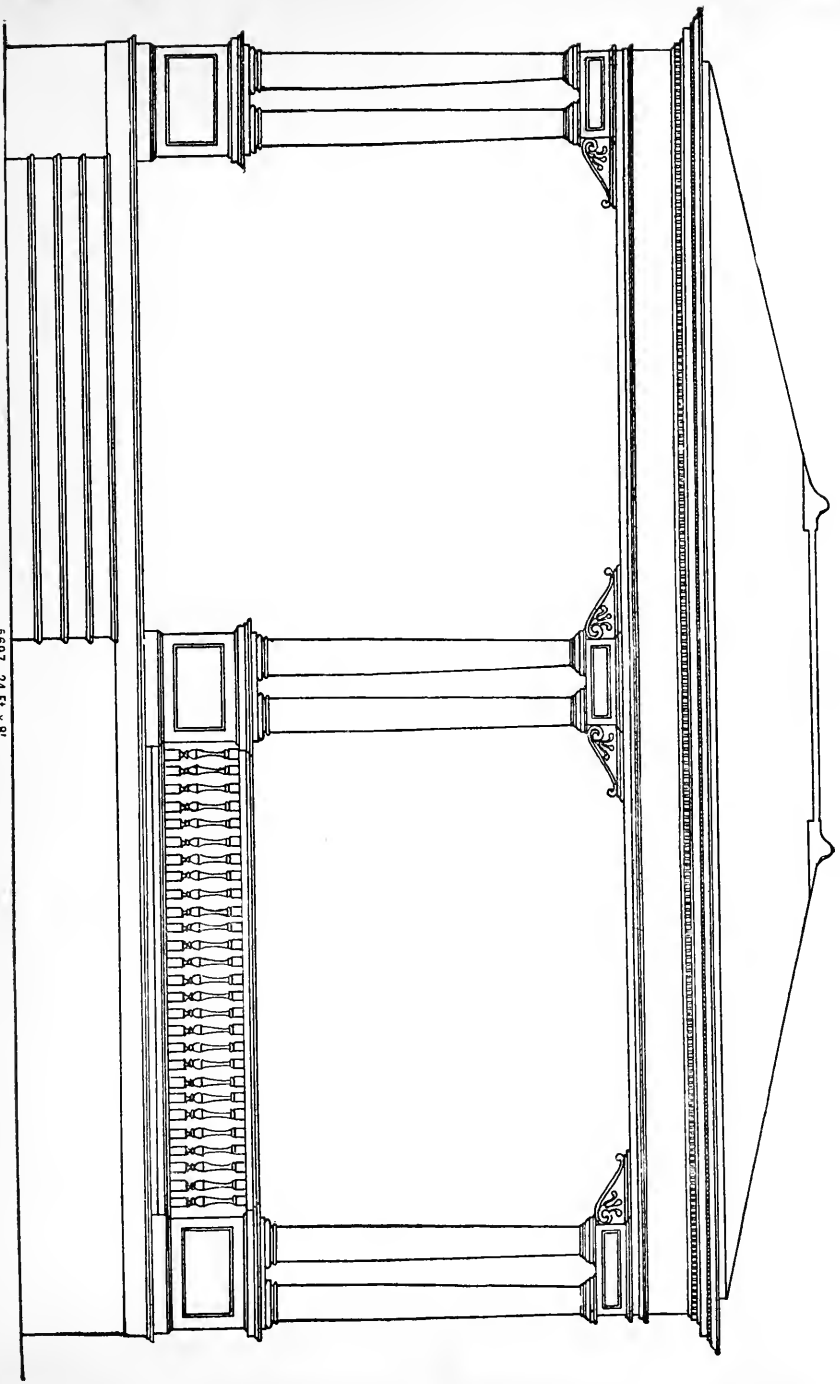
PORCHES.

Other sizes to order.



5696 10' x 6'


Scale 3/8 inch.



PORCHES.  
Other sizes to order.

5697 24 Ft. x 8'

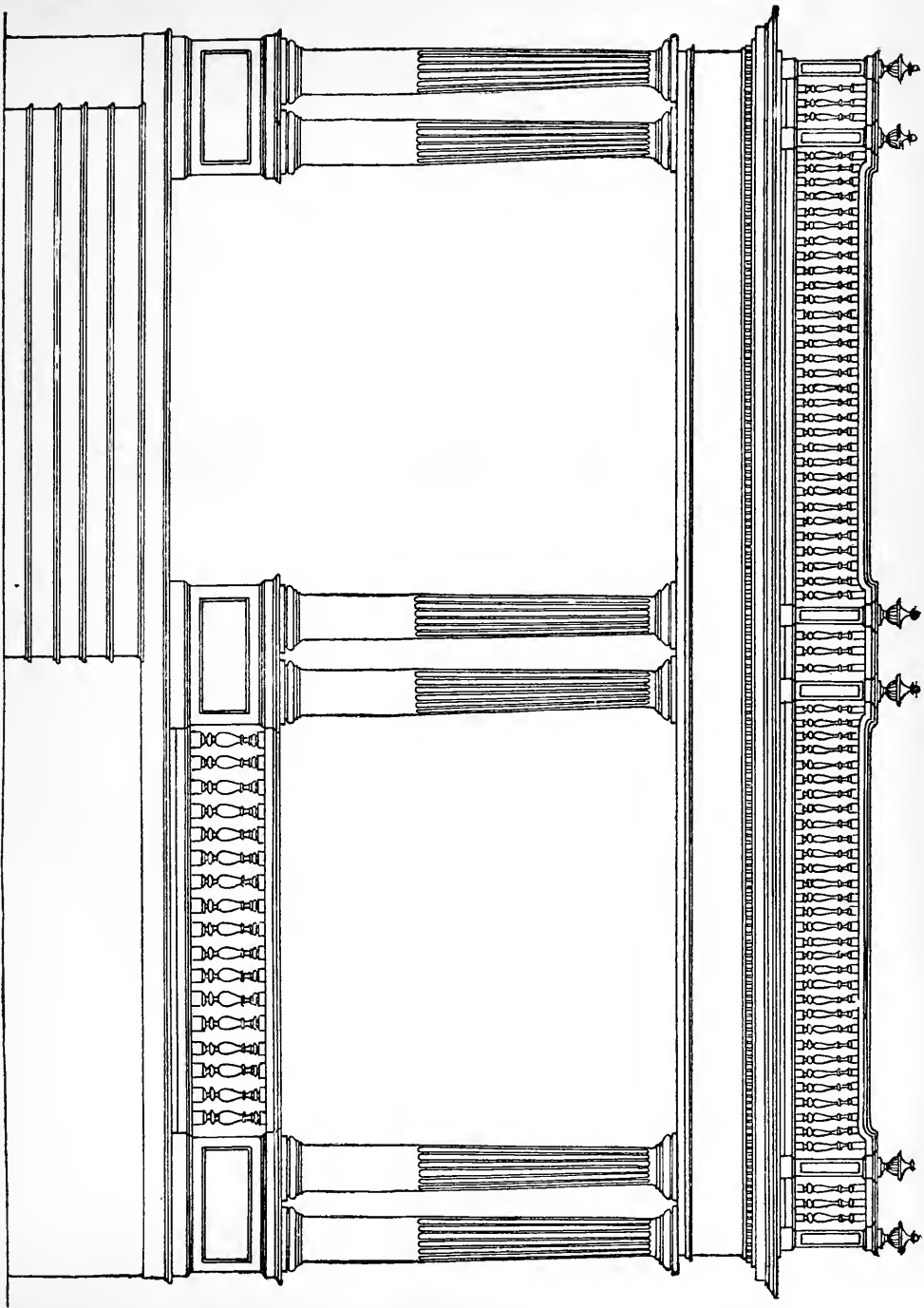
Scale 3/8 inch.



369H 23 ft. x 8"

PORCHES.  
Other sizes to order.


Scale 3-8 inch.




PORCHES.  
Other sizes to order.

5699 22 Ft. x 8'


Scale 3-8 inch.




5701



5702



5703


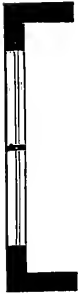
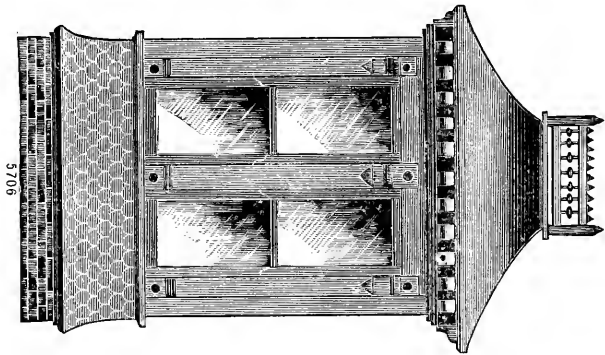



5704








BAY WINDOWS.

Scale 1-4 inch.



BAY WINDOWS.

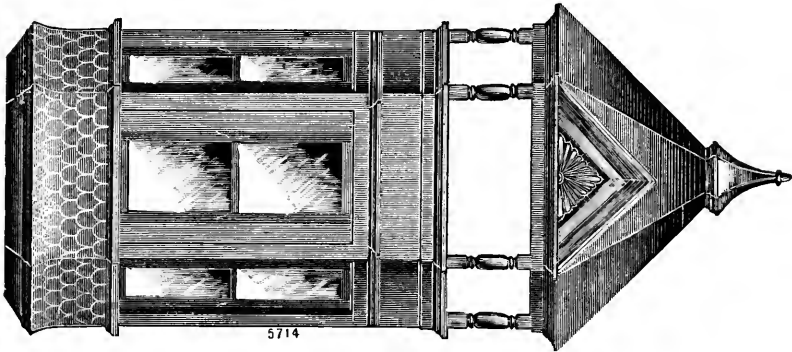


Scale 1-4 inch.



Scale 1-4 inch.

BAY WINDOWS.






BAY WINDOWS.

Scale 1/4 inch.




5715



5716




5717



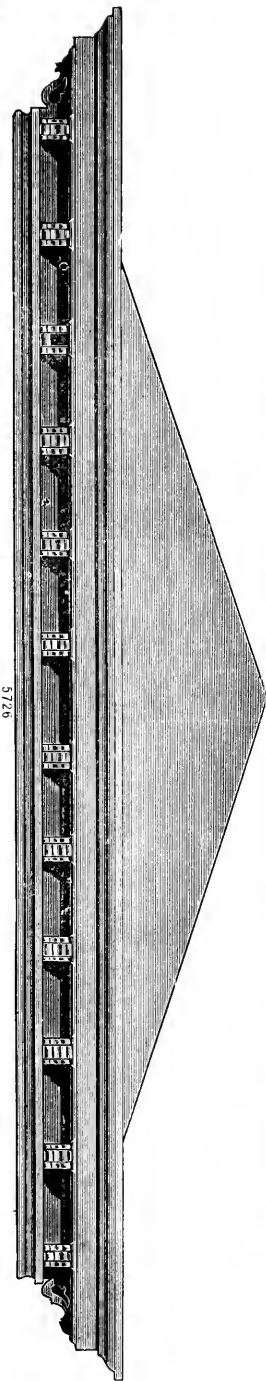
5718




BAY WINDOWS.



5725





5726




5727

HIP CORNICES.

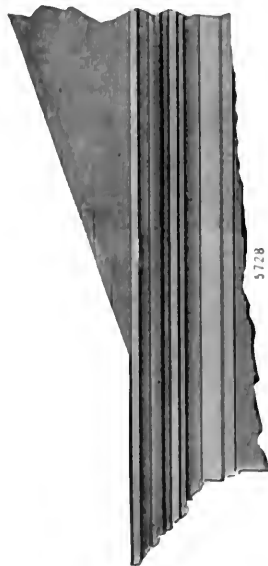
Scale 1-2 inch.



5729



5731



5728




5730




5733

HIP CORNICES.

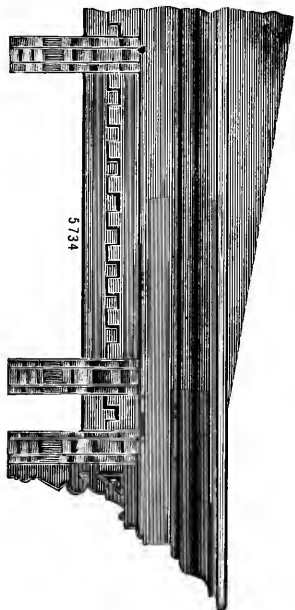
Scale 1-2 inch.




5733



5735  
Cornice Projects 14"



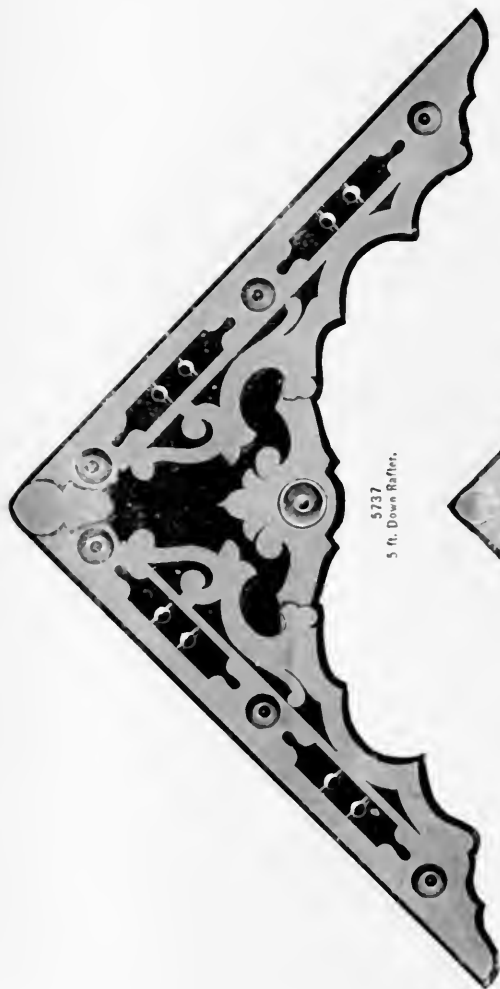
5734



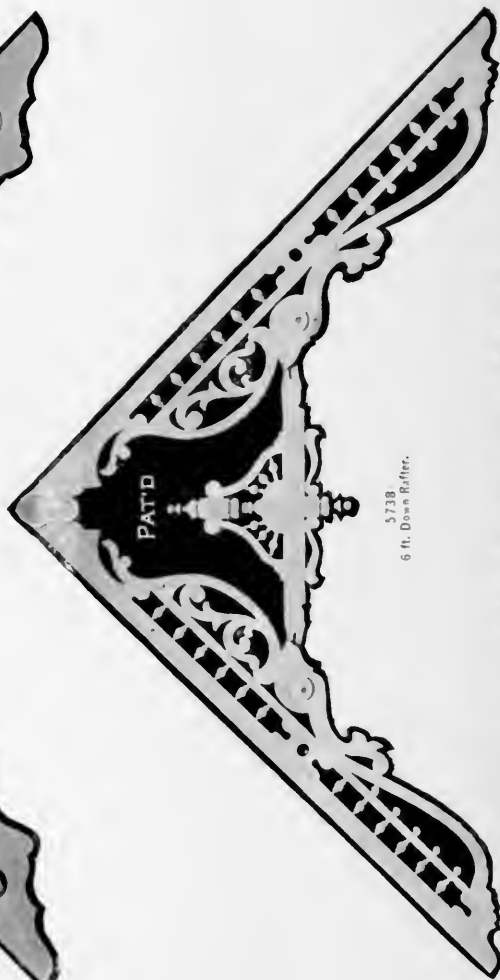
5736  
Cornice Projects 18"

HIP AND TERMINATING CORNICES.

Scale 1-2 inch.

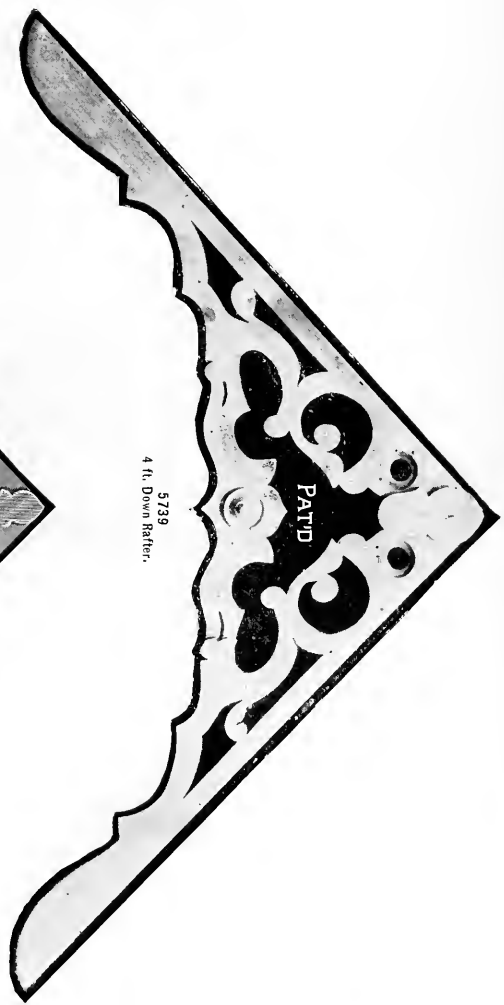


5737  
5 ft. Down Rafter.



5738  
6 ft. Down Rafter.

ADJUSTABLE GABLE ORNAMENTS.





5739  
4 ft. Down Rafter.



5740  
6 ft. Down Rafter.

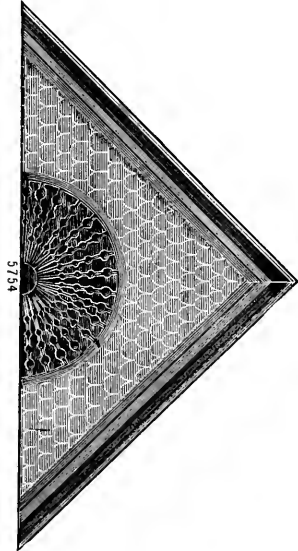



ADJUSTABLE GABLE ORNAMENTS.



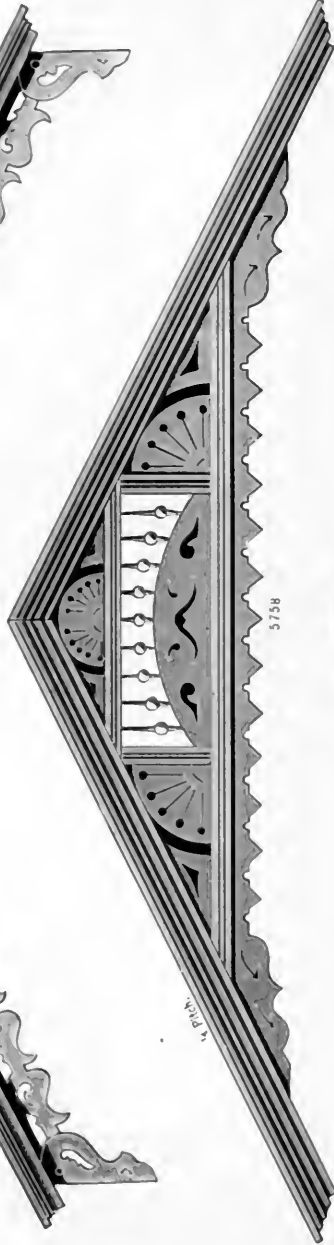
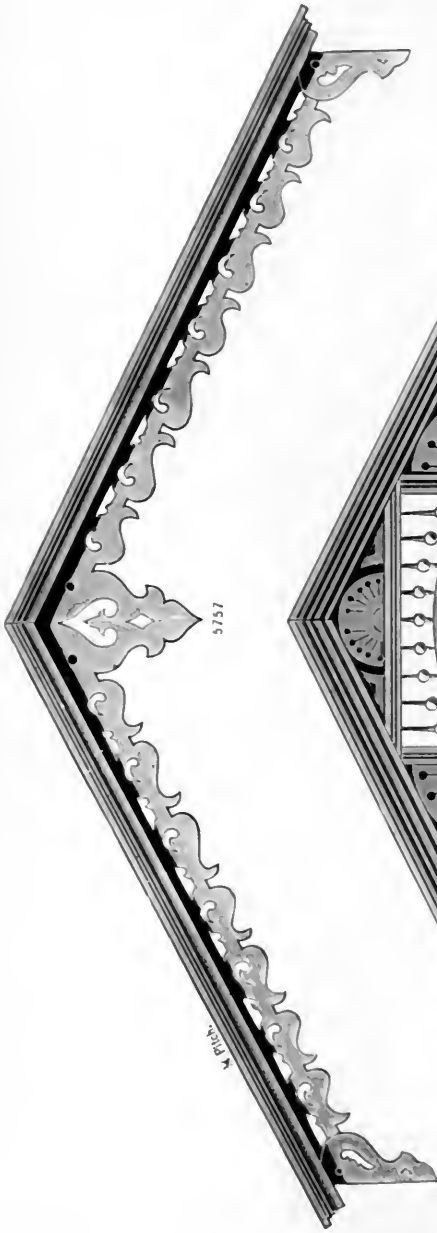
GABLE FINISHES.

Scale 1-4 inch.






GABLE FINISHES.



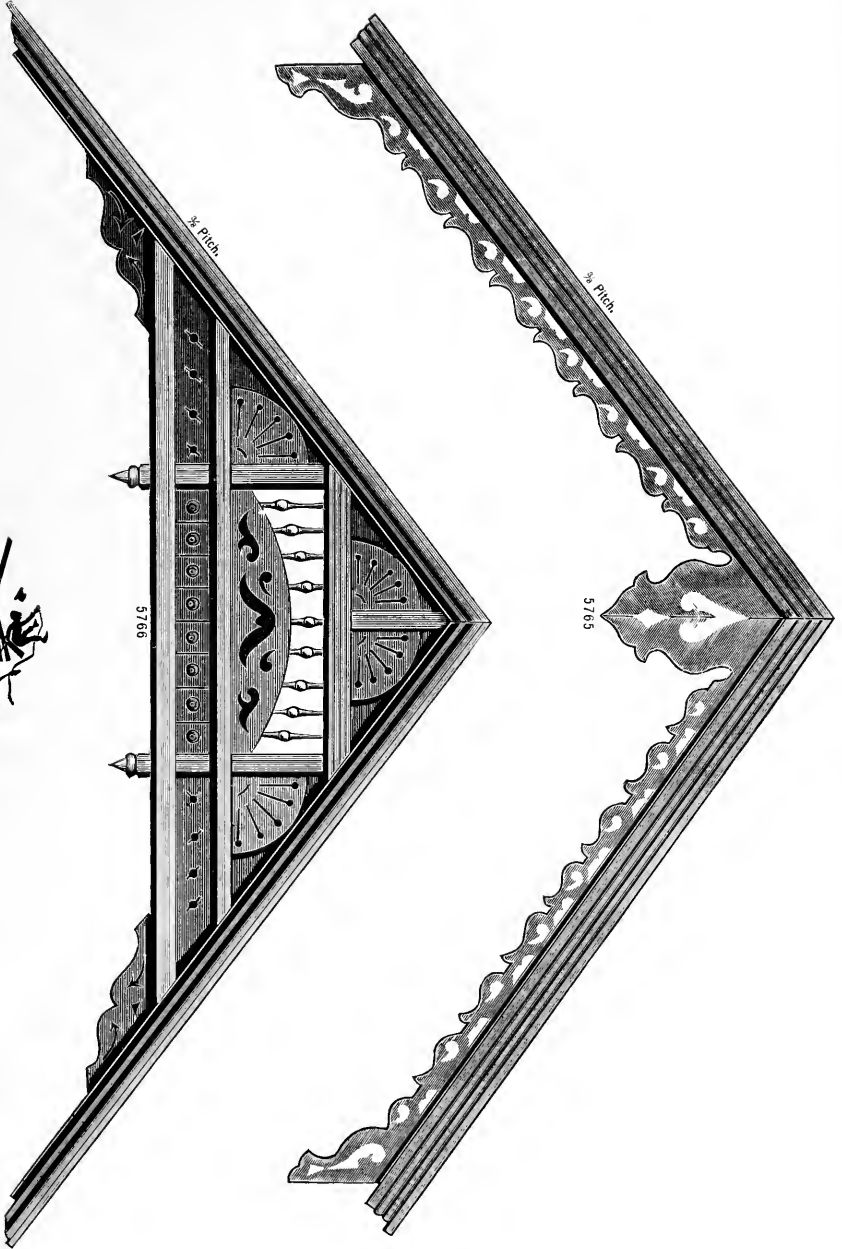
GABLE FINISHES.

Scale 1-2 inch.

GABLE FINISHES.








GABLE FINISHES.

5767




Scale 1-2 inch.




GABLE FINISHES.

Scale 1-2 inch.



GABLE FINISHES.


Scale 1-2 inch.




GABLE FINISHES.

Scale 1-2 inch.





GABLE FINISHES.



5776

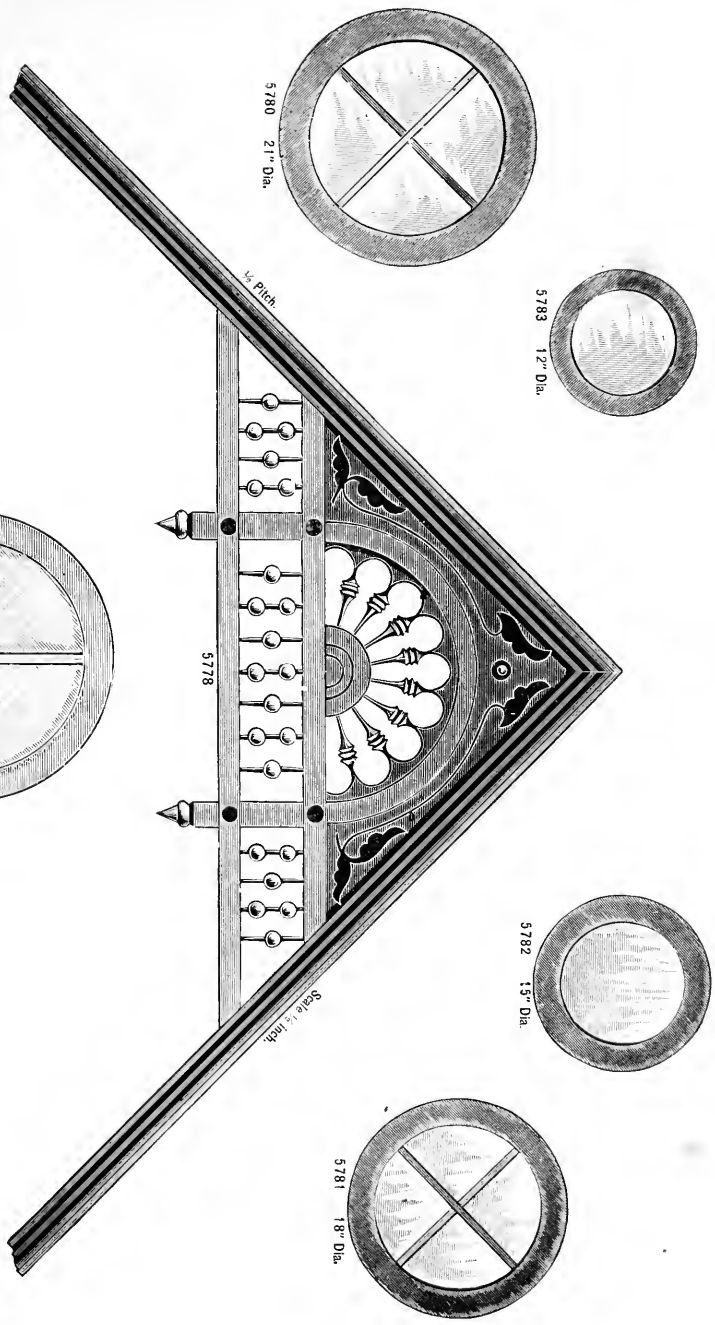
5776

5777


5777

GABLE FINISHES.


Scale 1-2 inch.





**GABLE FINISH.**  
Other sizes to order.



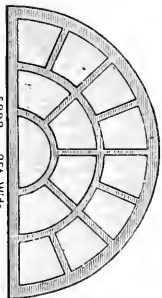
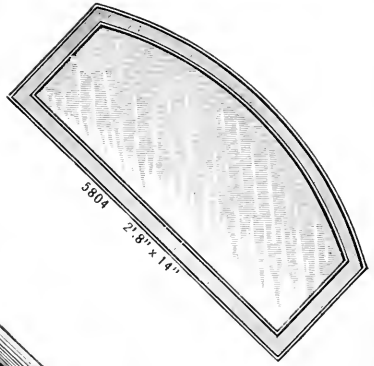
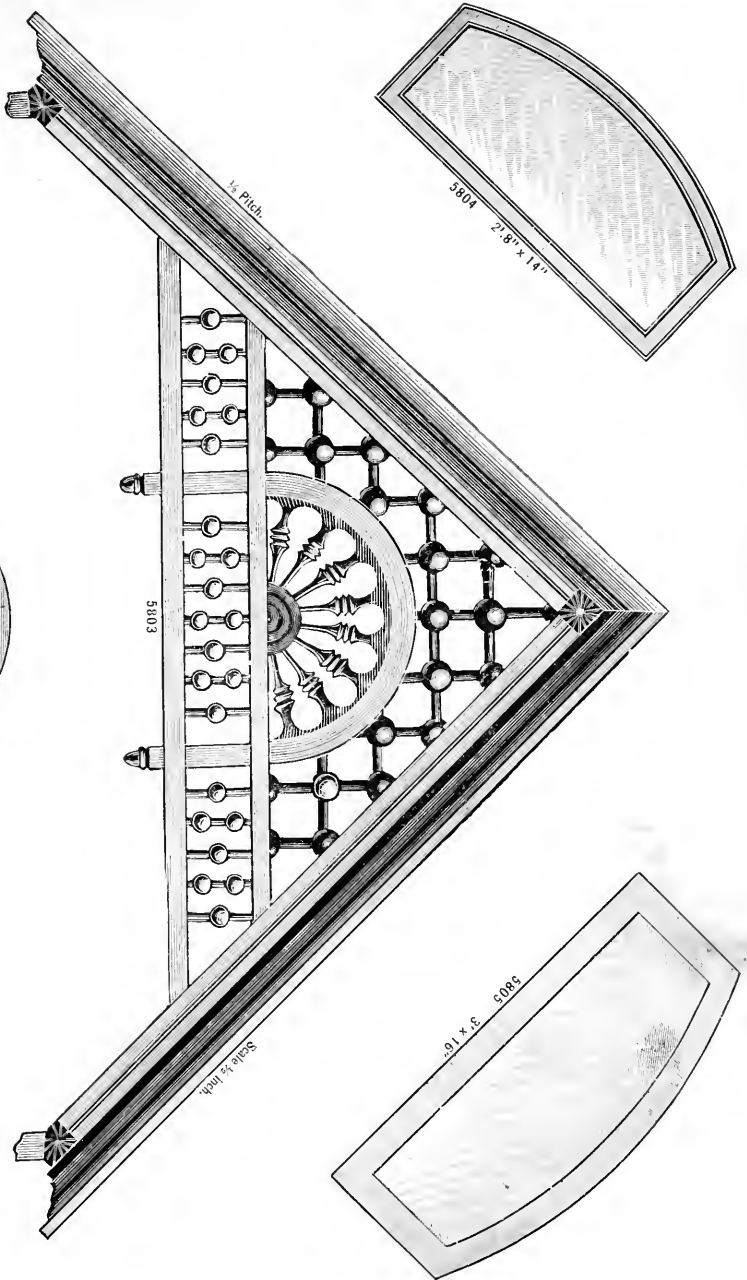
**GABLE FINISH.**  
Other sizes to order.




**GABLE FINISH.**  
Other sizes to order.



3801 1 1/2 W. 50".  
**GABLE FINISH.**  
 Other sizes to order.




**GABLE FINISH.**  
Other sizes to order.




**GABLE FINISH.**  
Other sizes to order.






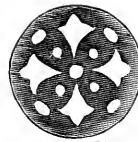
5811  
2' 4 1/2" x 2' 4 1/2" x 1 3/8"




5814  
2' 6" x 1' 8" x 1 3/8"




5812  
\* 2' 6" x 2 Ft. x 1 3/8"



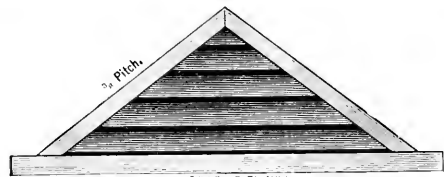
5815 11 1/2" Dia. x 3/4"




5816 18" Dia. x 1 3/8"



5817 4 Ft. Wide.



5818 3 Ft. Wide



5813  
2 Ft. x 3 Ft. x 1 3/8"




5819 4 Ft. Wide.

**GABLE WINDOWS AND VENTILATORS.**

Other sizes to order.




5820  
4 ft. Wide for 4" Wall.



5826  
2 ft. x 1 ft. x 1 1/2"




5821  
3 ft. Wide for 4" Wall.




5827  
3 ft. x 18" x 1 1/2"



5828  
12" x 12" x 1 1/2"




5822  
4 ft. x 2" x 1 1/2"



5829  
18" x 18" x 1 1/2"




5823  
2 ft. x 6" x 1 1/2"



5825  
2 ft. x 8" x 1 1/2"




5830  
24" x 24" x 1 1/2"



5824  
3 ft. x 13" x 1 1/2"

**GABLE FINISH.**

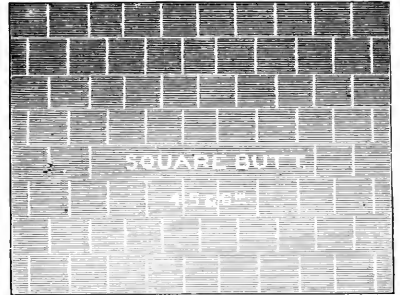
Carvings run through to outside edge, giving opportunity to change pitch. All furnished in quarter pieces. Other sizes to order.



OCTAGON BUTT

4 5/8"


5831



SQUARE BUTT


4 5/8"

5832



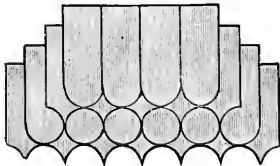
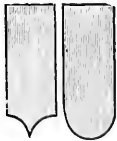
ROUND BUTT

5833




DIAMOND BUTT


5834



5835



5836 30" x 14"  
Air Grate.




5837 20" x 12"  
Air Grate.




5838 14" x 10"  
Air Grate.



5839  
Grate Batten.




5840  
Cellar Door Frames.




5841  
Cellar Doors in Pairs.

**ORNAMENTAL SHINGLES, CELLAR GRATES AND FRAMES.**


Other sizes to order.




5842 3' x 7'  
Battin Doors.




5844 3' x 3', 11"  
Picket Gate.




5843 3', 3" wide x 8' H.  
2" Rough Carriages.  
1" Treads.




5845 3' x 3', 11"



5846 3' x 3', 11"



5850 3' x 16"  
Transom Blinds.



5848 3' x 7'  
Lattice Gate.

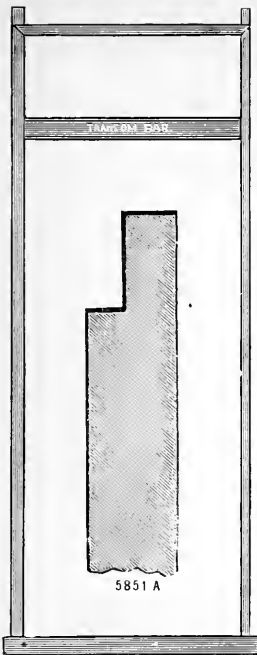



5847 3' x 3', 11"



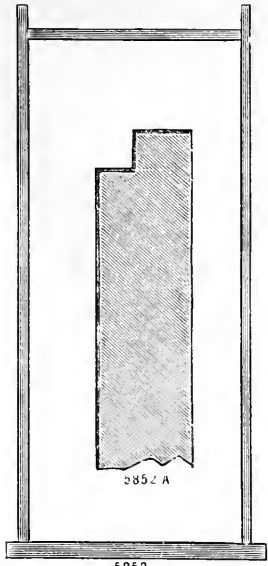
5849 3' x 7'  
Door Blinds.

CELLAR STEPS, BATTON DOORS, PICKET AND LATTICE GATES, DOOR BLINDS.  
Other sizes to order.



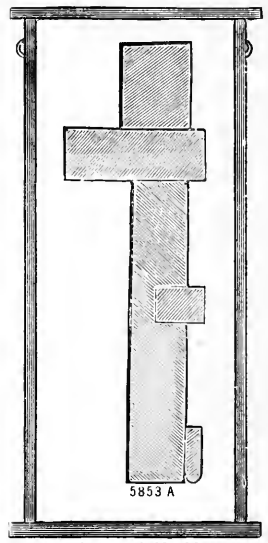
5851 A

5851  
Door Frame, 3' x 8'4"TB




5852 A

5852  
Plain Door Frame, 3' x 7'




5853 A

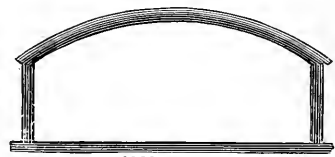
5853 2 L 28 x 38  
Skeleton Box Frame.



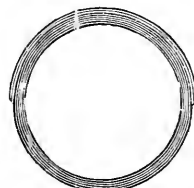
5854 2'11" x 3 Ft.  
Cellar Window Frame.



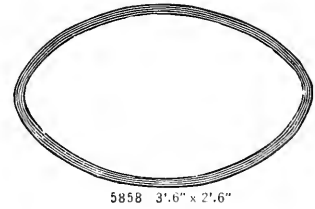
5855 2 Ft. x 2 Ft.



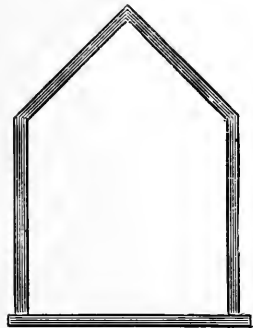
5856 3 Ft. x 16"



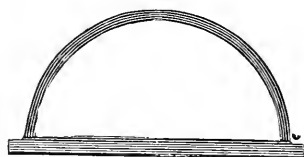
5857 4 Dia



5858 3'6" x 2'6"



5859 18" x 2'3"




5860 3 Ft. x 18"




5861 2'6" x 20"

**FRAMES.**

Other sizes to order.

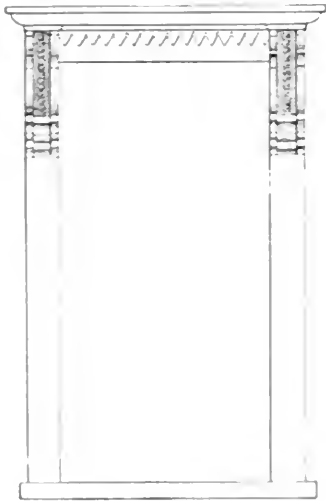


5862 3' x 7'




5864 5' x 7'


ALL REGULAR SIZES KEPT IN STOCK.



5863 3' x 7'



5865 3' x 7'




5866 5' x 7'

DOOR FRAMES AND OUTSIDE CASINGS.


Other sizes to order.




5867 14" x 36"



5868 28" x 36"




5869 28" x 36"




5870  
28" x 54" and Transom.

**WINDOW FRAMES AND OUTSIDE CASINGS.**


Other sizes to order.



5871 28 x 36



5872  
60 x 60" and Transom



5873 28 x 36




5874 28" x 40"


**WINDOW FRAMES AND OUTSIDE CASINGS.**

Other sizes to order







5875 28" x 36"



5876  
60" x 50" and Transom.




5877 28" x 36"




5878  
Sides 12" x 32"  
Center 24" x 44"

WINDOW FRAMES AND OUTSIDE CASINGS.


Other sizes to order.




5879 28" x 36"



5880 50" x 36"






5881 28" x 36"



5882  
28" x 50" with Transom

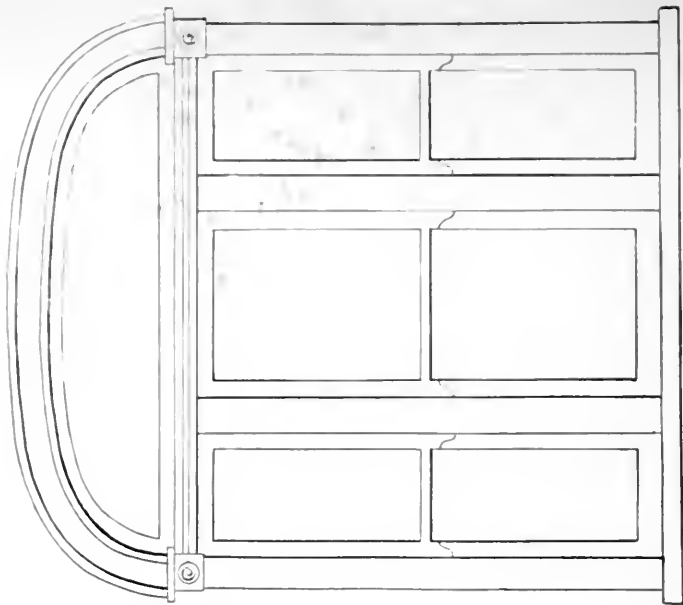
**WINDOW FRAMES AND OUTSIDE CASINGS.**

Other sizes to order.

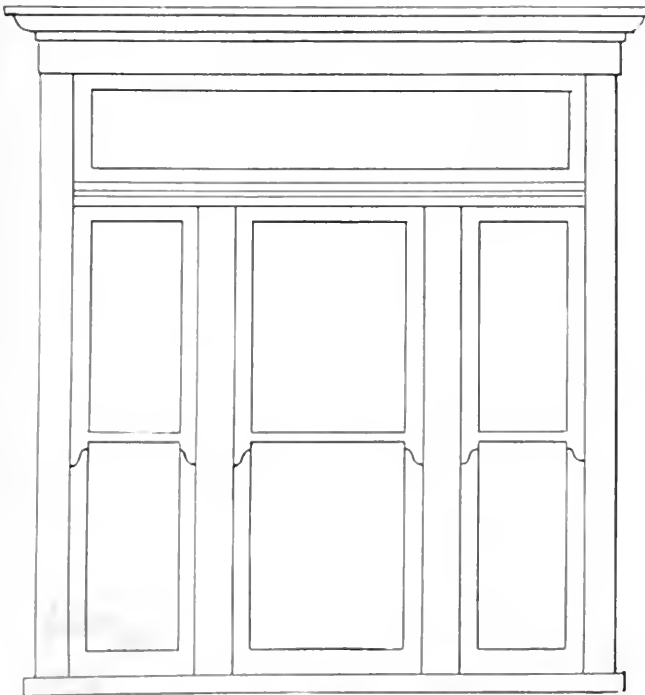


**WINDOW FRAMES AND OUTSIDE CASINGS.**


Other sizes to order.



5886 16" x 32"  
 24" x 32"  
 16" x 32"  
 and Trans.



5887 16" x 32"  
 24" x 32"  
 16" x 32"  
 and Trans.



Pantry Frame.  
 5888 14" x 32"  
 All regular sizes in stock




**WINDOW FRAMES AND OUTSIDE CASINGS.**

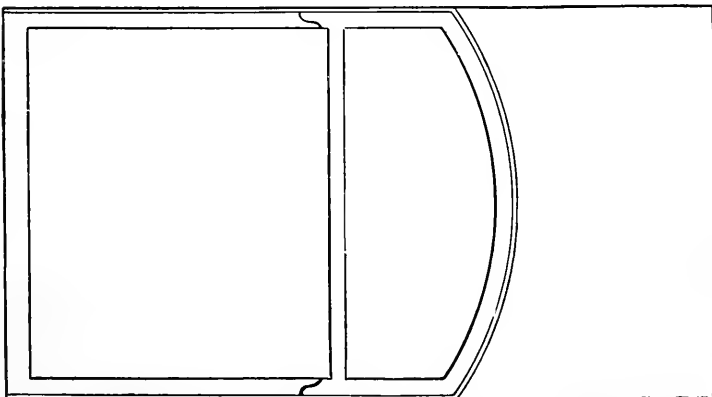
Other sizes to order.



5889 60" x 24"  
60" x 48"




5890 60" x 30" C. H.  
60" x 48"



5891 60" x 24" S. H.  
60" x 48"

**TOP POCKET FRAMES.**

Other sizes to order.



5892




5893



5894



5895



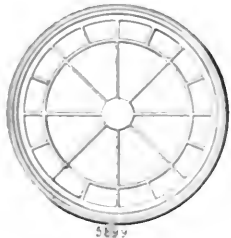
5896



5897



5898



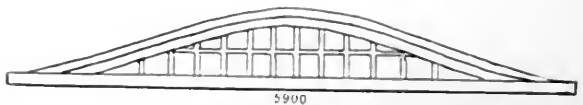
5899



5901




5902

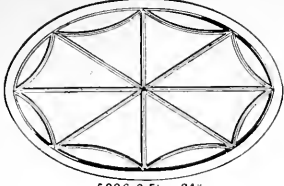


5900

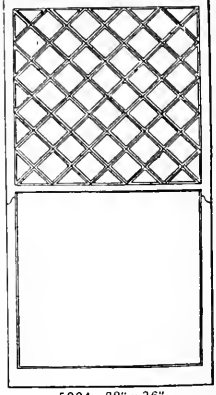
GOthic AND CIRCULAR FRAMES.



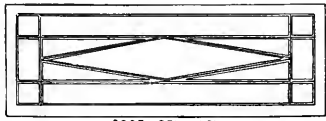
5903 28" x 36"




5906 3 Ft. x 24"



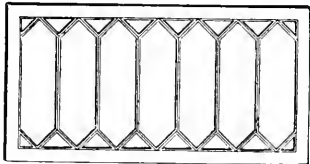
5904 28" x 36"



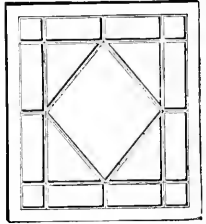
5907 3 Ft. x 18"



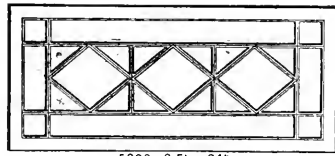
5905 28" x 36"



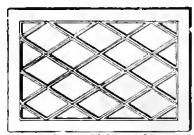
5908 3 Ft. x 24"




5910 2'6" x 3 Ft.




5909 3 Ft. x 24"




5911 2'6" x 18"



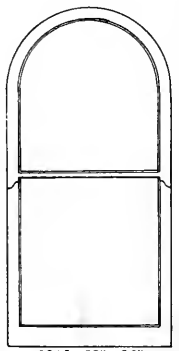
5912 28" x 36"



5913 28" x 36"



5914 28" x 36"



5915 28" x 36"

**MARGINAL AND CIRCULAR WINDOWS.**

Other sizes to order.



5916 28 x 36  
Queen Anne Windows.



5917 28 x 36  
Marginal Windows.



5918 28 x 36"  
Our Two-Light Windows.




5919 14 x 36"  
Four-Light Windows.

1/2 inch Thick Unless Otherwise Specified. A Full Line of Queen Anne and Two-Light Windows in Stock.



5920 14 x 16  
Eight Light Windows.



5921 10 x 18  
Twelve-Light Windows.



5922 50 x 24  
50" x 40


**PLAIN, MARGINAL AND ORIEL WINDOWS.**

Other sizes to order.







5923  
Pantry Windows.  
12" x 36"



5924  
6-L. Barn Sash, 10" x 16"




5925  
4-L. Barn Sash, 10" x 14"




5926  
Transom 1 Li. 3' x 14"




5927  
Transom 2 Li. 3' x 14"



5929  
3-L. Cellar Sash.  
10" x 20"



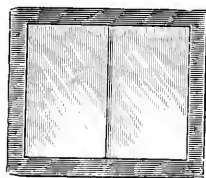
5932  
Queen Anne Transom.  
3' x 14"



5928  
3-L. Cellar Sash.  
10" x 14"



5933  
Transom 1-Li. Cir. Cor.  
3' x 14"




5930  
2-L. Cellar Sash.  
14" x 20"




5931  
Barn Transom 5' x 18"




5934  
Transom 1-Li. Cir. End.  
3' x 14"



5935  
Cupboard Sash 3' x 4'.



5936  
Cupboard and Inside  
Show Sash, 4' x 5'




5937  
4' x 6' x 1 3/4"  
5937 1/2  
3' x 6' x 1 3/4" no strip.

PANTRY WINDOWS, TRANSOMS, BARN AND HOT BED SASH.


Other sizes to order.



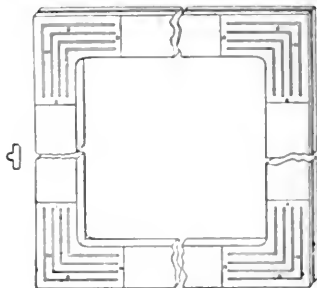
5928 3' x 7'  
Door Blinds.




5939 3' x 7'  
Lattice Door.



Adjustable Screens.  
5940 18" to 34" High.  
From 21" to 37" wide.




5941  
"North West" Sicks




5942 3' x 7'



5943 3' x 7'




5944 3' x 7'



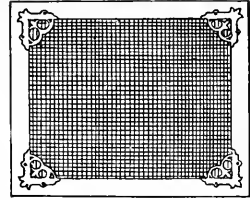
5945 3' x 7'

DOOR BLINDS, LATTICE GATES, DOOR AND WINDOW SCREENS.

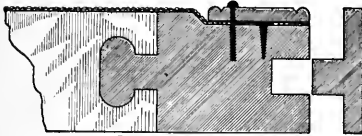
Other sizes to order.



5946



5947



Section through 5946



5949




5950



5951



5952 Iron Bracket



5953 Wire Screen.

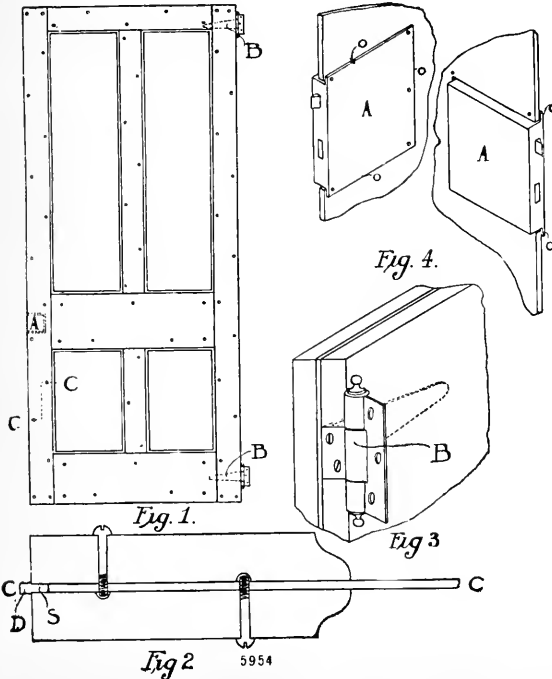


Fig. 1.

Fig. 4.

Fig. 3

Fig. 2

5954

SCREEN STOCK, FIRE PROOF DOORS AND SHUTTERS.

Our Fire-Proof Doors and Shutters.

For Hotels, Theaters,  
School and Apartment Houses,  
Factories & Ware-Houses.

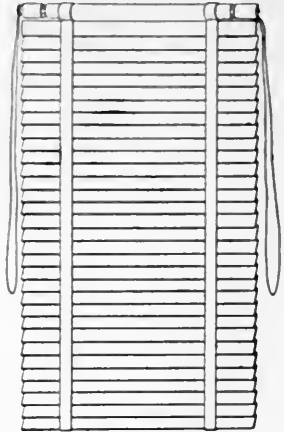
ATTRACTIVE  
EFFICIENT  
INEXPENSIVE

FIG. 1. Elevation.

FIG. 2. Section, showing Steel Panel with wood stiles glued and screwed on.



FIG. 3. Shows Hinge riveted to steel sheet, bent around edge of wood stile, to swing door same as an ordinary loose pin but.

FIG. 4. Shows Lock, with rim riveted to steel sheet, making entire door independent of wood work.

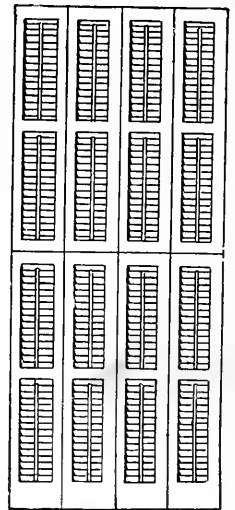




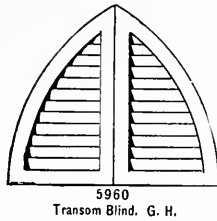
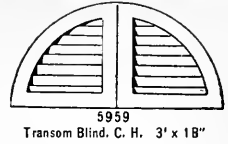
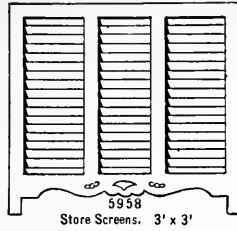



5955  
All Regular Sizes on hand.  
VENETIAN BLINDS.

We Are Sole Agents in Our Territory for this Celebrated Stock




VENETIAN BLINDS




Inside Blinds.  
Regular Stock.  
Prepared for two cuts.  
Sizes in stock 1 in. wider and 1 in. longer  
than size of sash.  
Thickness  $\frac{3}{4}$  inch.

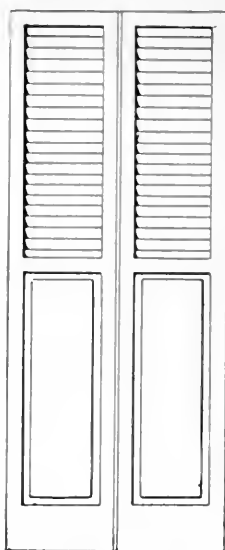
**SCREEN AND INSIDE BLINDS.**  
Other styles to order.



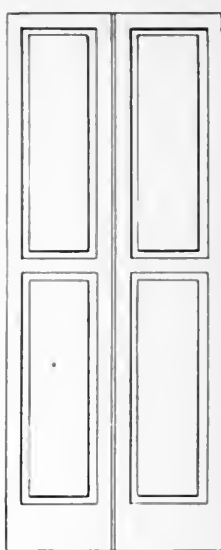
5965 28" x 36"  
Stationary Slats.



5966 28" x 36"  
Rolling Slats.

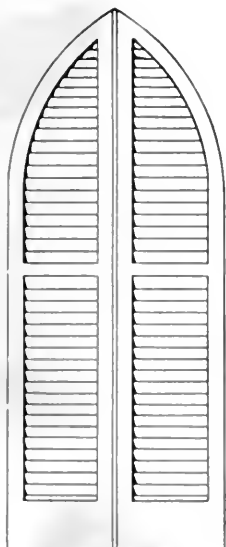


5967 28" x 36"  
1/4 Pan. 1/4 Slats




5968 28" x 36"  
Full Panels.


ALL SIZES KEPT IN STOCK.



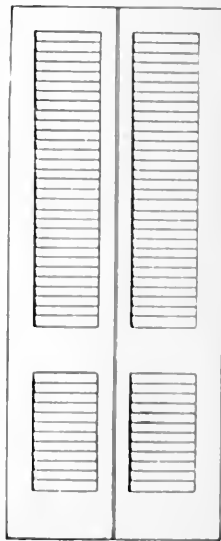
5969 28" x 36"  
Gothic Top S. S.



5970 28" x 36"  
Circle Top S. S.




5971 28" x 36"  
Seg. Top S. S.



5972 3' x 7'  
Door Blinds.

OUTSIDE BLINDS AND SHUTTERS.



## Doors and Store Fixtures.

On the following pages will be found an unprecedented variety of designs and styles of Panel and Glass Doors, Plain and Ornamentic.

Our special cheap designs of Cottage Front Doors will be found on page 213, and our latest and more artistic designs will be found on pages 233, 234 and 235. These are undoubtedly the Leaders in the Market to-day.

Our designs of Interior Finish, Wainscoting, Grille and Frost Work speak for themselves.

---

## Hardwood Floors.

The advantages in cleanliness and beauty which Hardwood Floors possess over carpets and ordinary floors, has created an unprecedented demand in all American City and Country residences, and, added to this, the reduction in the cost of manufacture in late years must leave but little doubt that the time is near at hand when nearly every humble cottage in the land will soon be adorned with one or more Parquetry floors.

We submit herewith a number of designs of thin floors in Oak, Maple, Cherry, Walnut and combinations of the same. As we are large manufacturers of Parquetry floor material we are in a position to fill the wants of our patrons in every detail in this line. Other woods besides those mentioned are used, but the latter more universally.

A floor covering usually consisting of a rug or matting is frequently used, but never to cover the entire floor. It is well in moving furniture from one place to another, to place a rug or piece of carpet under the casters to prevent indentation in the floor.

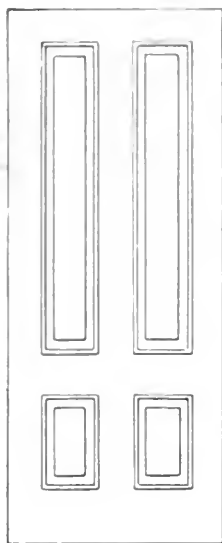
Floors that have a polish finish require brushing off with a feather brush or piece of soft cloth. If the cloth be slightly moistened, it will remove the dust more effectually, but the floor should be wiped dry immediately thereafter.

Should the floor become stained or soiled, it may be found desirable to cleanse with water and soap, rubbed thoroughly dry, after which a coat of polish should be applied.

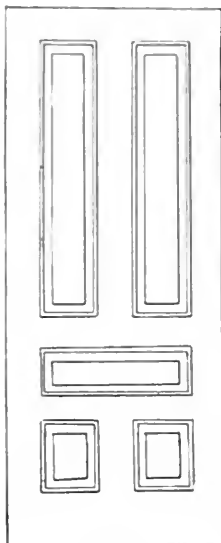


## DOORS.

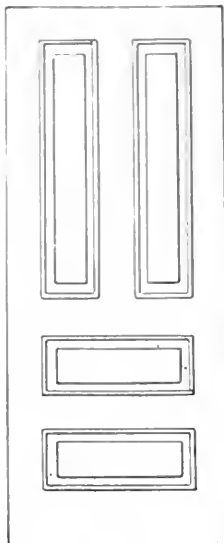
We carry the largest stock of Doors South of the Ohio River. Our regular stock consists of 4 and 5 Panel Doors, but in addition we have a variety of other styles, both in Panel and Front Doors, and are prepared to fill orders for any of the following kinds on short notice.



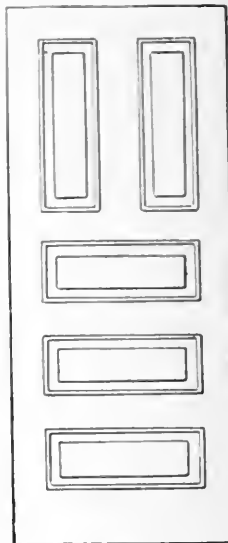
6001



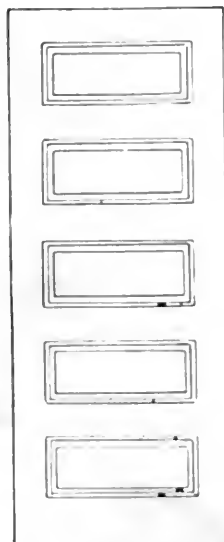
6002



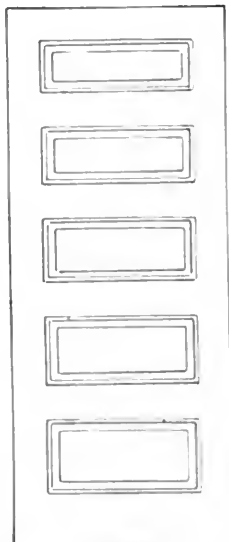
6003




6004




6005



6006





6007



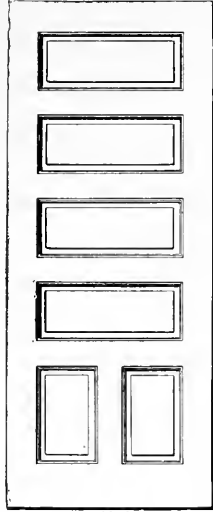
6008

FOUR AND FIVE-PANEL DOORS.







6009



6010

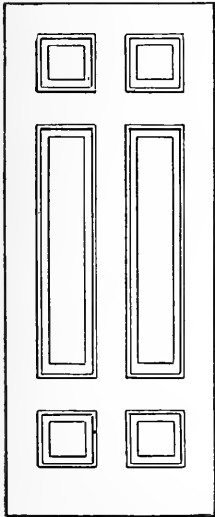


6011

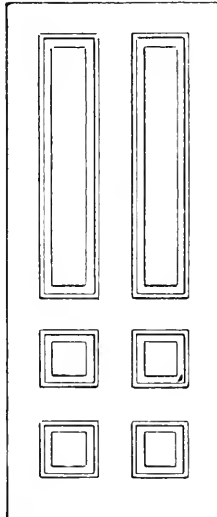


6012

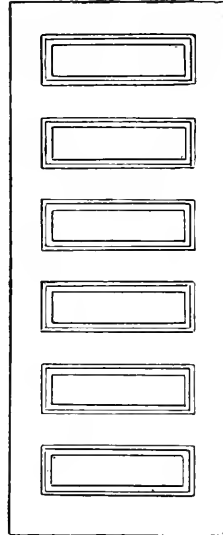
The prices of Doors are based on ordinary machine finish. When material is selected for oil the cost is increased, and when hand smoothed for oil finish the price is further increased.



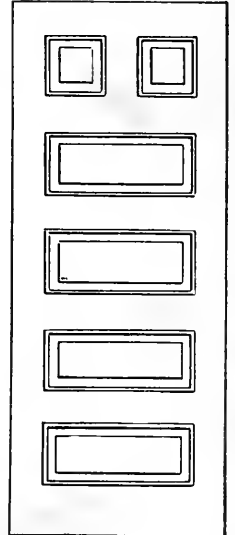
6013



6014

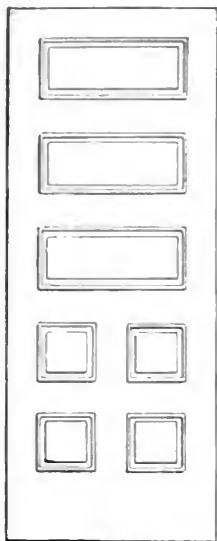


6015

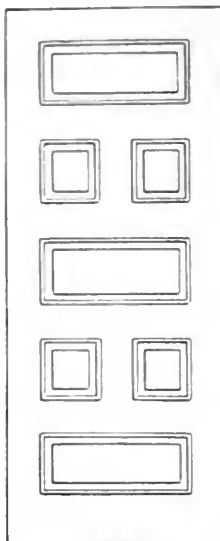


6016

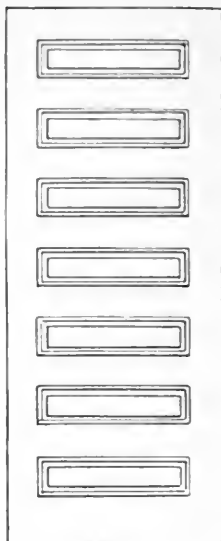
SIX-PANEL DOORS.



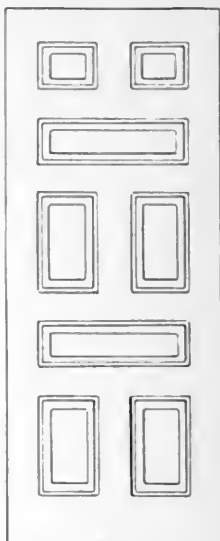
6017



6018




6019




6020

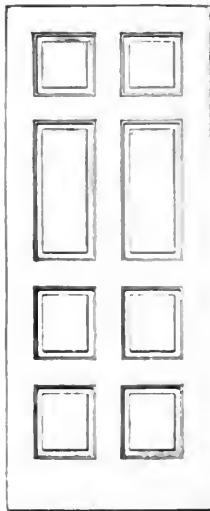
Regular Stock Doors are made either of White Pine, Cypress, Y. P., or White Pine Stiles and Rails, with Yellow Pine Panels. At the open price we reserve the right to fill orders in any kind of wood.




6021



6022

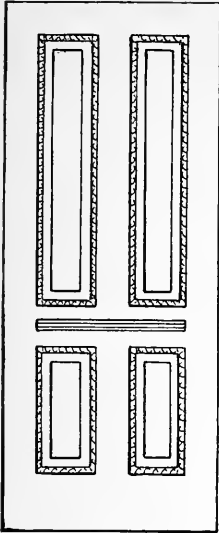



6023

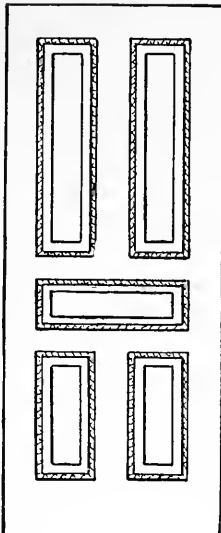


6024

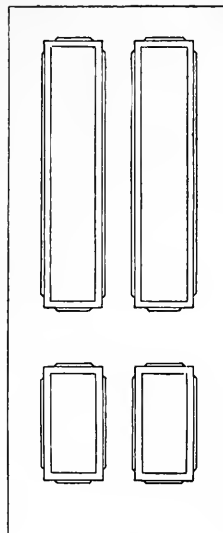
SEVEN, EIGHT AND NINE-PANEL DOORS.




6025  
Art Moulded Stiles.



6026  
Art Moulded Stiles.




6027  
Chamfered.

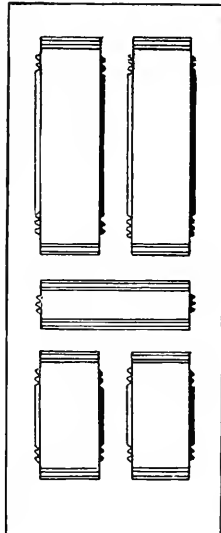


6028  
Chamfered and Stub M'd.

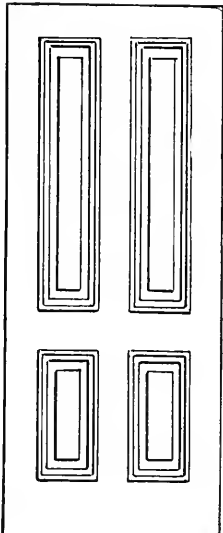
We are prepared to furnish our patrons with Veneered Oak, Birch, Maple, Cherry, Walnut or other Hardwood Doors at less than Chicago Prices. Hardwood Doors to order only.



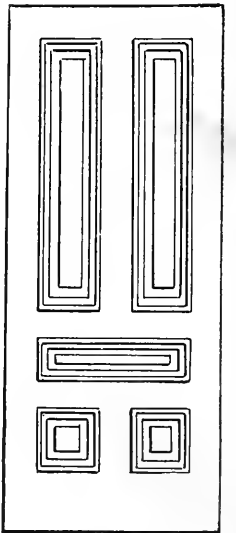
6029  
Chamfered and Stub M'd.



6030  
Chamfered and Stub M'd.





6031  
Raised Moulding.  
Flush M'd to order.

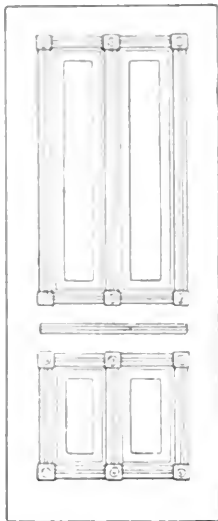


6032  
Raised Moulding.  
Flush M'd to order.

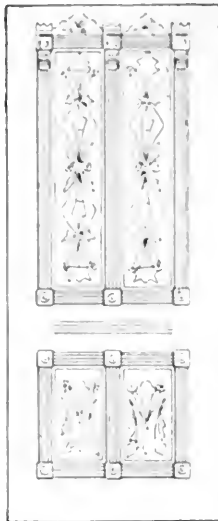
MOULDED DOORS.



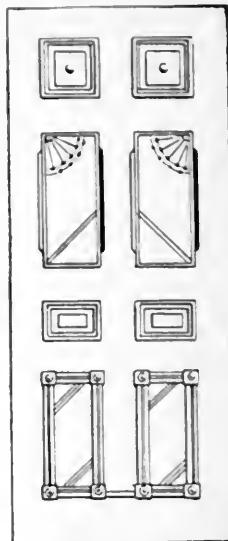
6033 3' x 7' x 1 1/2"  
Raised Moulding.  
Cir. Top Panels.




6034 3' x 7' x 1 1/2"  
Garfield Panel.



6035 3' x 7' x 1 1/2"  
Oshkosh Panel.




6036 3' x 7' x 1 1/2"  
Mikado.



6037

6' x 8' x 1 1/2"


6038



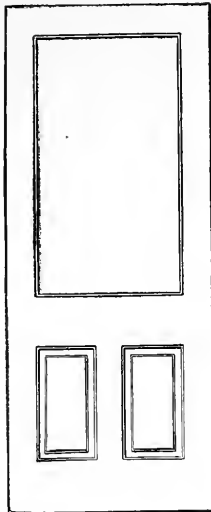
6039

4' x 8' x 1 1/2"

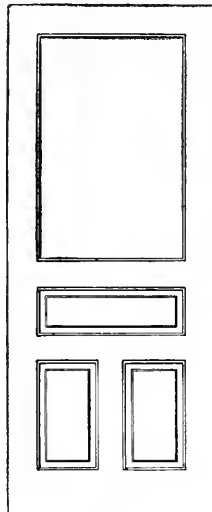
6040




6041  
2 Pan. 4 Light.




6042  
2 Pan. 1 Light.



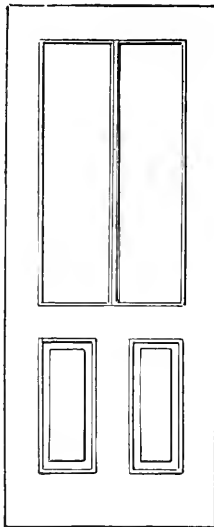
6043  
3 Pan. 1 Light.



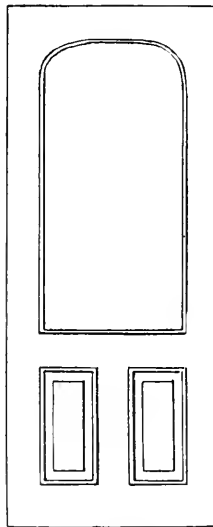
6044  
2 Pan. 2 Cir. Top Lights.




6045  
3 Pan. 4 Light.



6046  
2 Pan. 2 Light.




6047  
2 Pan. 1 Light Elliptic Top



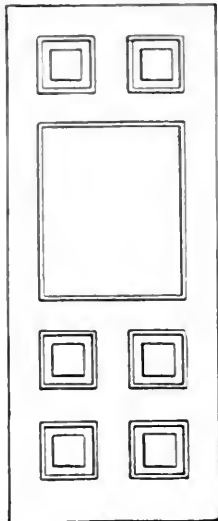
6048  
2 Pan. 1 Light Cir. Top  
Corners Moulded.

All quotations are based on the regular 3'x7' size, 1 3/4 in. thick. All regular sizes in stock. Glass used in 1-light Doors D. S. and smaller lights S. S. All 1-light Doors are back-puttied and glass fastened with Art Moulding.

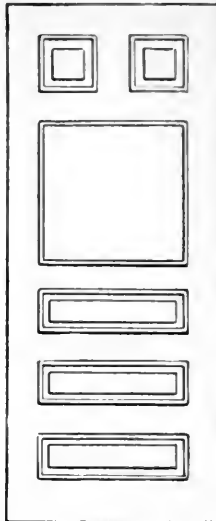
**SASH DOORS.**




6049



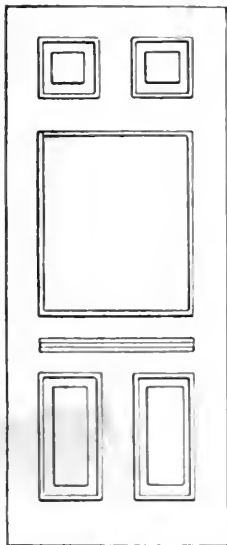
6050



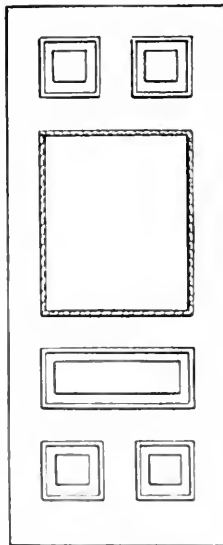
6051



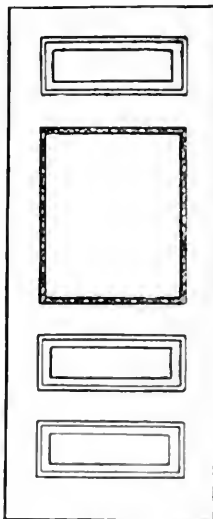
6052



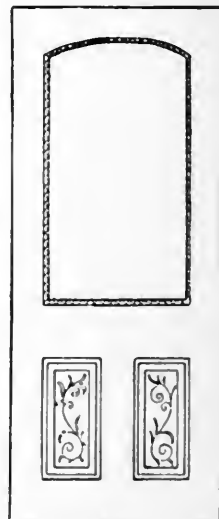
6053



6054




6055



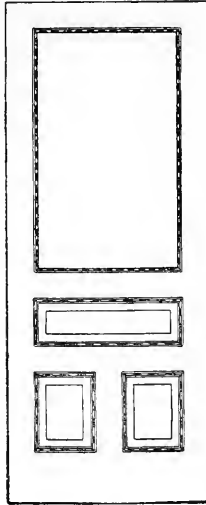
6056

All one-light Doors are Glazed with D. S. Glass, back puttied and fastened, with Art Moulding.  
 Quotations are based on Soft Woods and on regular 3'x7' size 1 1/8-inch thick.  
 Extra charge for oil finish. Odd sizes to order.

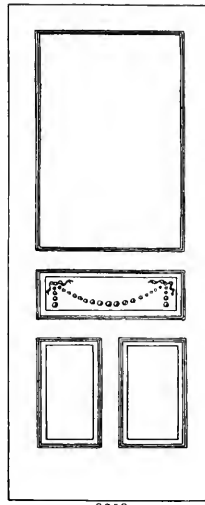
### FRONT DOORS.



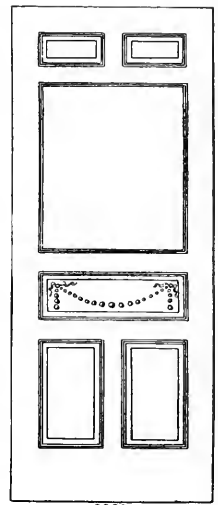
6057



6058

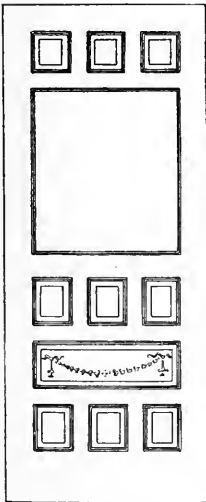


6059

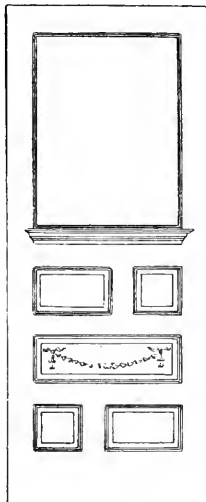


6060

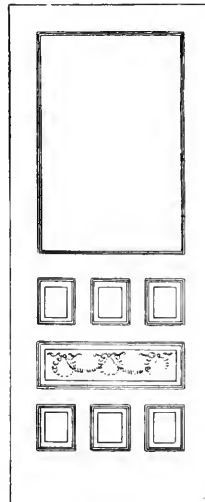
We are the Pioneers in Art Moulded and Elegant Front and Vestibule Doors. One-light Doors back puttied and glass fastened in with art moulding. Try our Veneered Doors.




6061



6062




6063

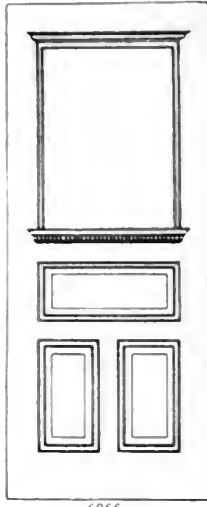


6064

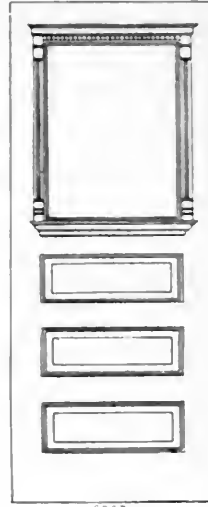
FRONT DOORS.




6065



6066




6067




6068


Art Moulded Doors, all glass, D. S., back puttied and fastened in with Art Moulding in one-light Doors. Try our Hardwood Veneered Doors.




6069



6070




6071




6072

FRONT DOORS.







6073  
2 Light Garfield.



6074  
1 Light Garfield.

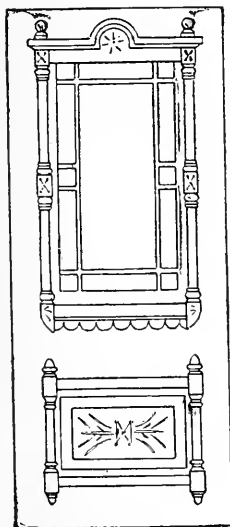


6075  
1 Light Jenny Lind.

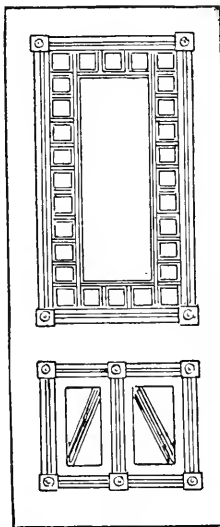


6076  
Cleveland.

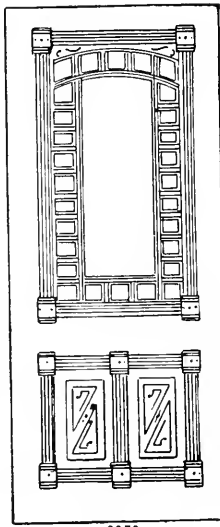
Glass back puttied in 1 light Doors and fastened with Art Moulding. Marginal Doors Glazed with plain Center and Border Lights, Cathedral.



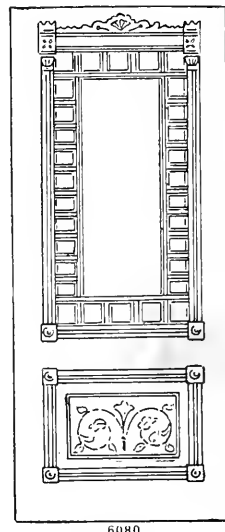
6077  
Queen Anne.



6078  
Garfield Marginal.




6079  
Grant Marginal.




6080  
Oshkosh Marginal.


PLAIN AND BORDER LIGHT FRONT DOORS.



6081




6082




6083

Unless otherwise specified as to glazing, Marginal Doors will be glazed plain Centers and colored Border Lights. Ordinary Size 3' 6" x 7' 6". On finish extra price.




6084 5' 6"




6085 6' x 8'


SINGLE AND DOUBLE FRONT DOORS.



6086




6087



6088


Front Doors when Glazed are filled with D. S. Glass, back puttied and fastened with Art Mould.  
Try our Hardwood Veneered Front Doors, Oak, Birch, Maple, Cherry, Walnut, etc., only made to order.



6089


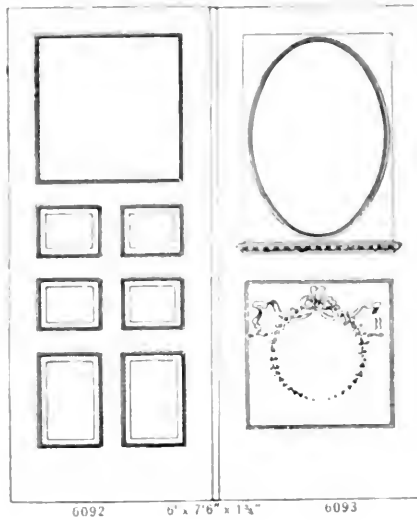


6090

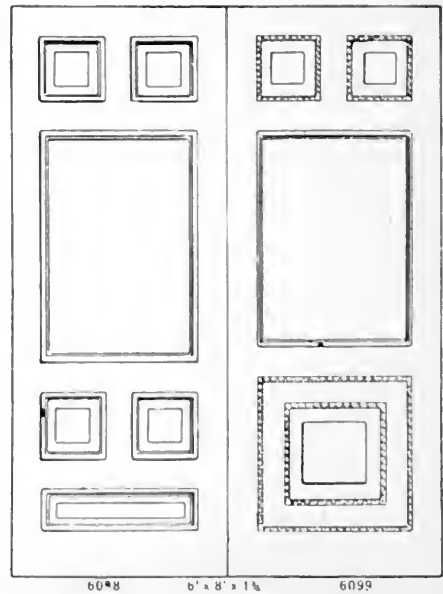
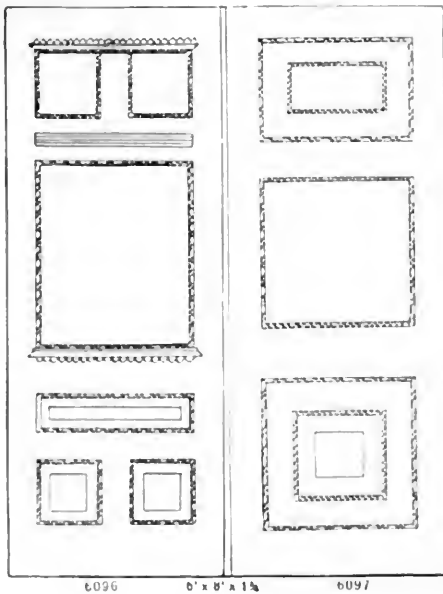


6091


OUR SPECIAL FRONT DOORS.




Our new Art Moulded and Ornamented Doors are the latest out. We surpass all our competitors in design and workmanship. Quotations on soft wood and are based on size shown. Odd sizes to order and oil finish extra.



DOUBLE AND SINGLE FRONT DOORS.

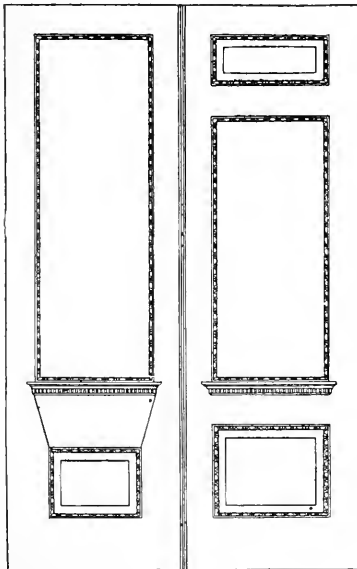


6100 5' x 8' x 1 3/4" 6101

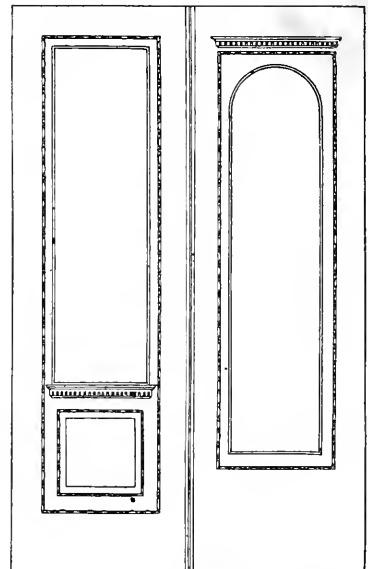


6102 5' x 8' x 1 3/4" 6103

Quotations are based on Soft Woods of sizes shown. Hardwood Doors and other sizes to order. Plate Glass and Hand smoothing extra price.

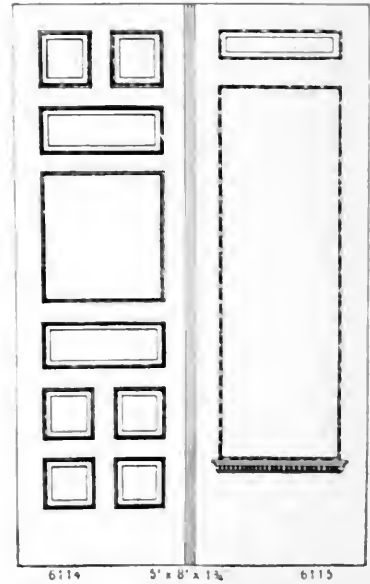


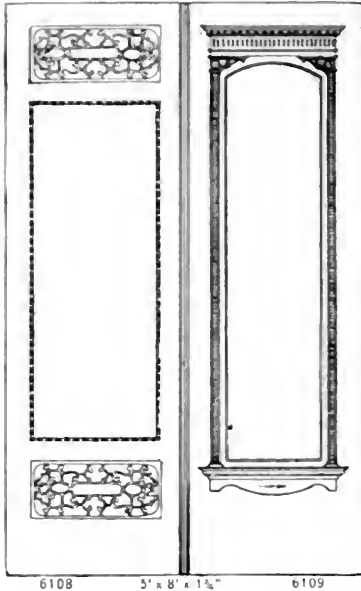


6104 5' x 8' x 1 3/4" 6105




6106 5' x 8' x 1 3/4" 6107

DOUBLE AND SINGLE FRONT DOORS.




Quotations are based on Soft Woods, sizes shown. Hardwood Doors and other sizes to order.  
Plate Glass and Handsmoothing extra Price.

**DOUBLE AND SINGLE FRONT DOORS.**




6116


6117



6118

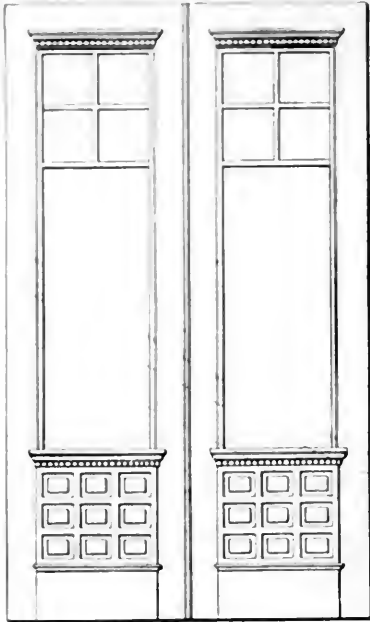


6119




6120


STORE DOORS.




6121



6122



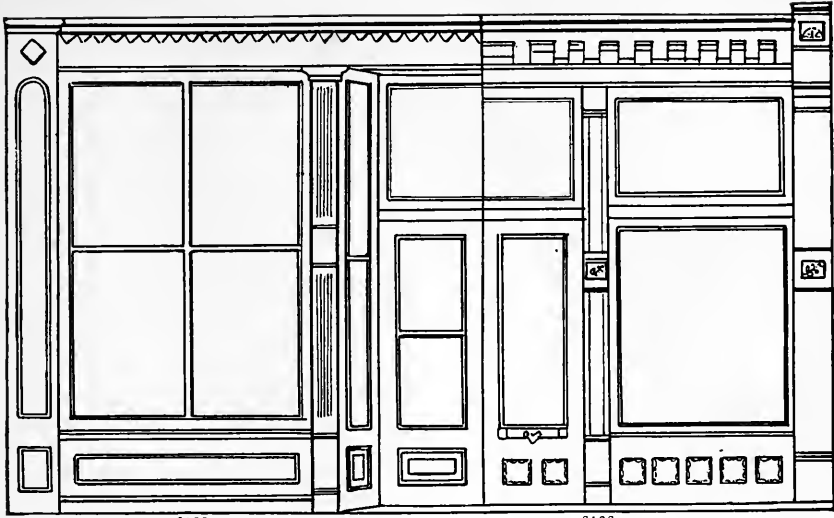

6123



6124


FRONT AND STORE DOORS.





6125

6126




6127

6128

STORE FRONTS.

Scale 1-4 inch.




6129



6130

STORE FRONTS.

Scale 1-4 inch.



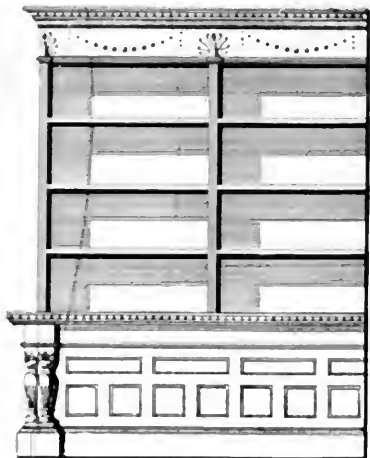
6131




6132

STORE FRONTS.

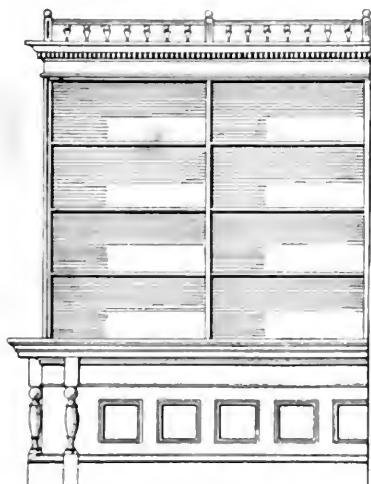
Scale 1-4 inch.



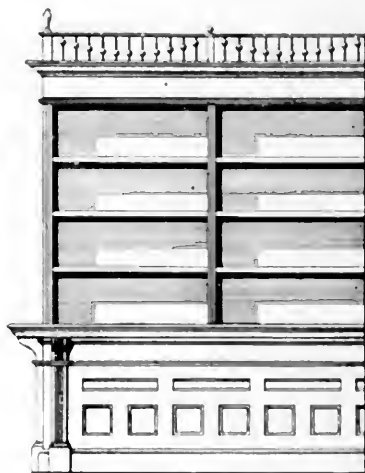
6133



6134



6135




6136



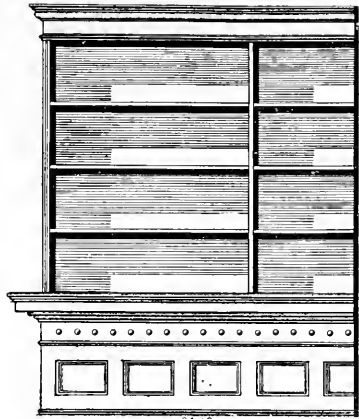
6117

STORE FIXTURES.


Scale 3-8 inch.




6138




6139



6140




6141




6142

STORE FIXTURES.


Scale 3-8 inch.



6143




6144




6145


BANK AND OFFICE FIXTURES.



6146




6147




6148

BANK AND OFFICE FIXTURES.

Scale 3-8 inch.



6149




6150


INTERIOR FINISH.

Scale 3-8 inch.






6151




6152

INTERIOR FINISH.

Scale 3-8 inch.




6153




6154

INTERIOR FINISH AND WALL CABINETS.

Scale 3/8 inch.




6155



6156

INTERIOR FINISH.

Scale 3-8 inch.





6157




6158

INTERIOR FINISH.

Scale 3-8 inch.





6159



6160

INTERIOR FINISH.

Scale 3-8 inch.




6161




6162

INTERIOR FINISH.

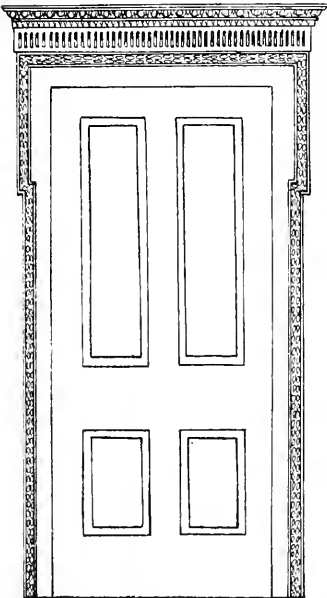
Scale 3/8 inch.




6163



6164



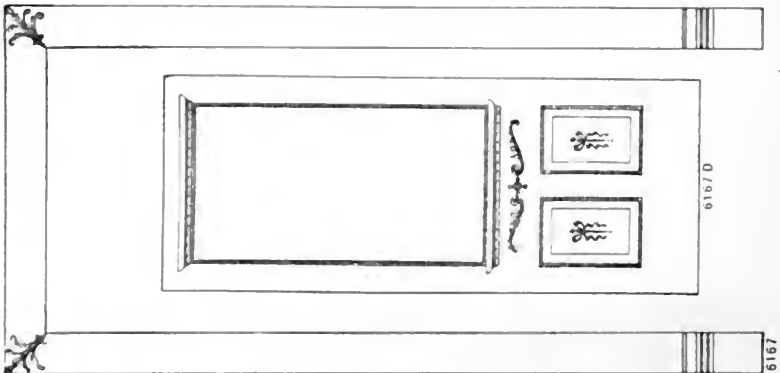
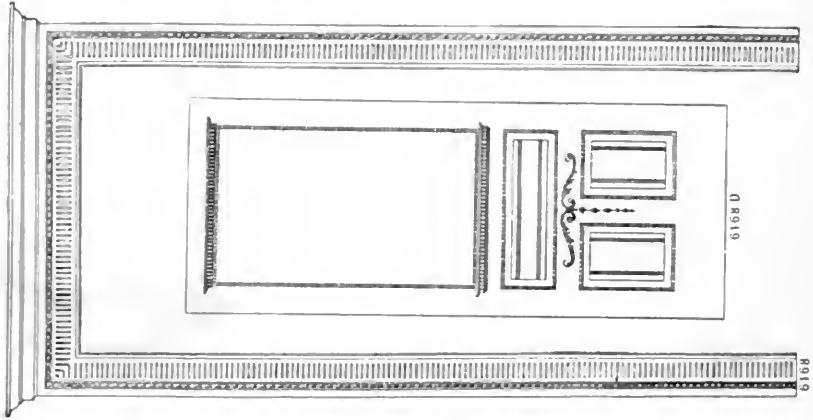
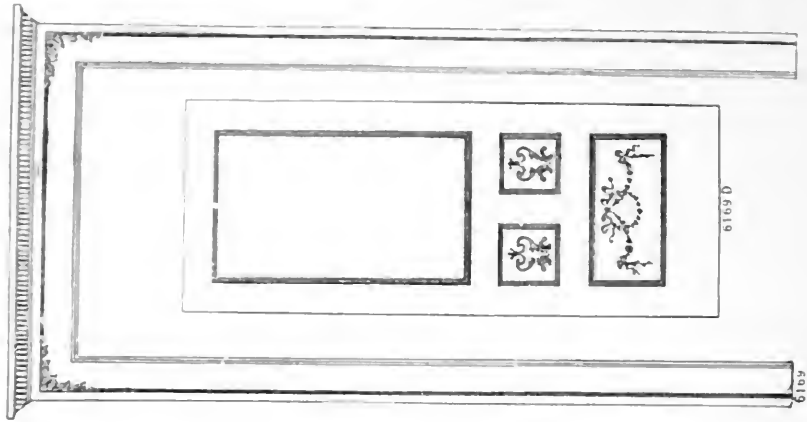
6165



6166

DOORS AND INSIDE CASING.

Scale 1-2 inch.



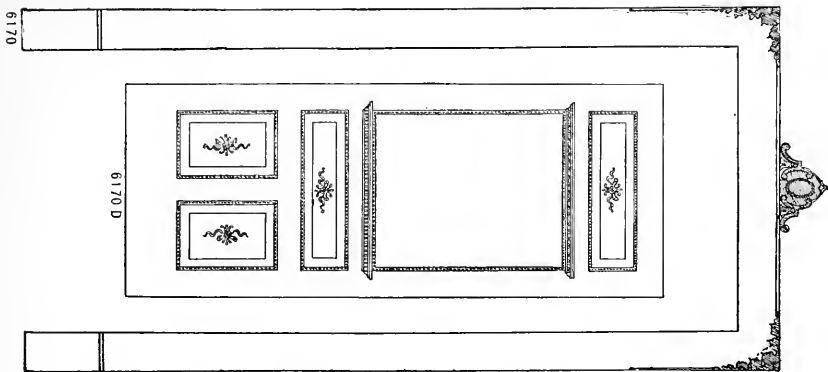
DOORS AND CARVED CASINGS.

Door Scale 1-2 inch.

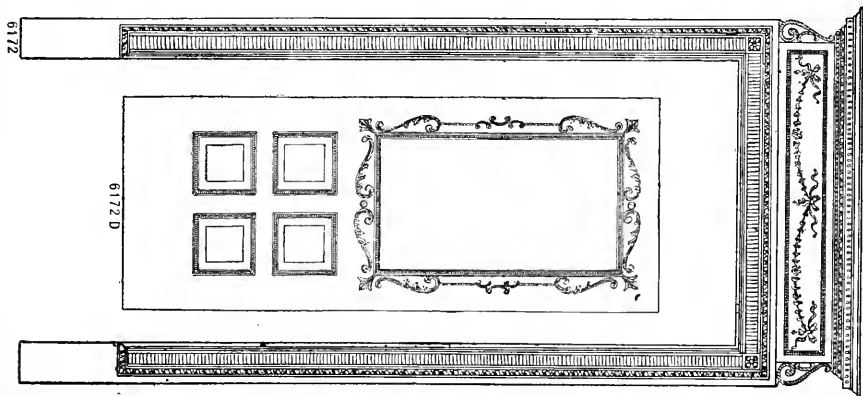

Casing Scale 2-3 inch.




Door Scale 1-2 inch.




DOORS AND CARVED CASINGS.




Casing Scale 2-3 inch.



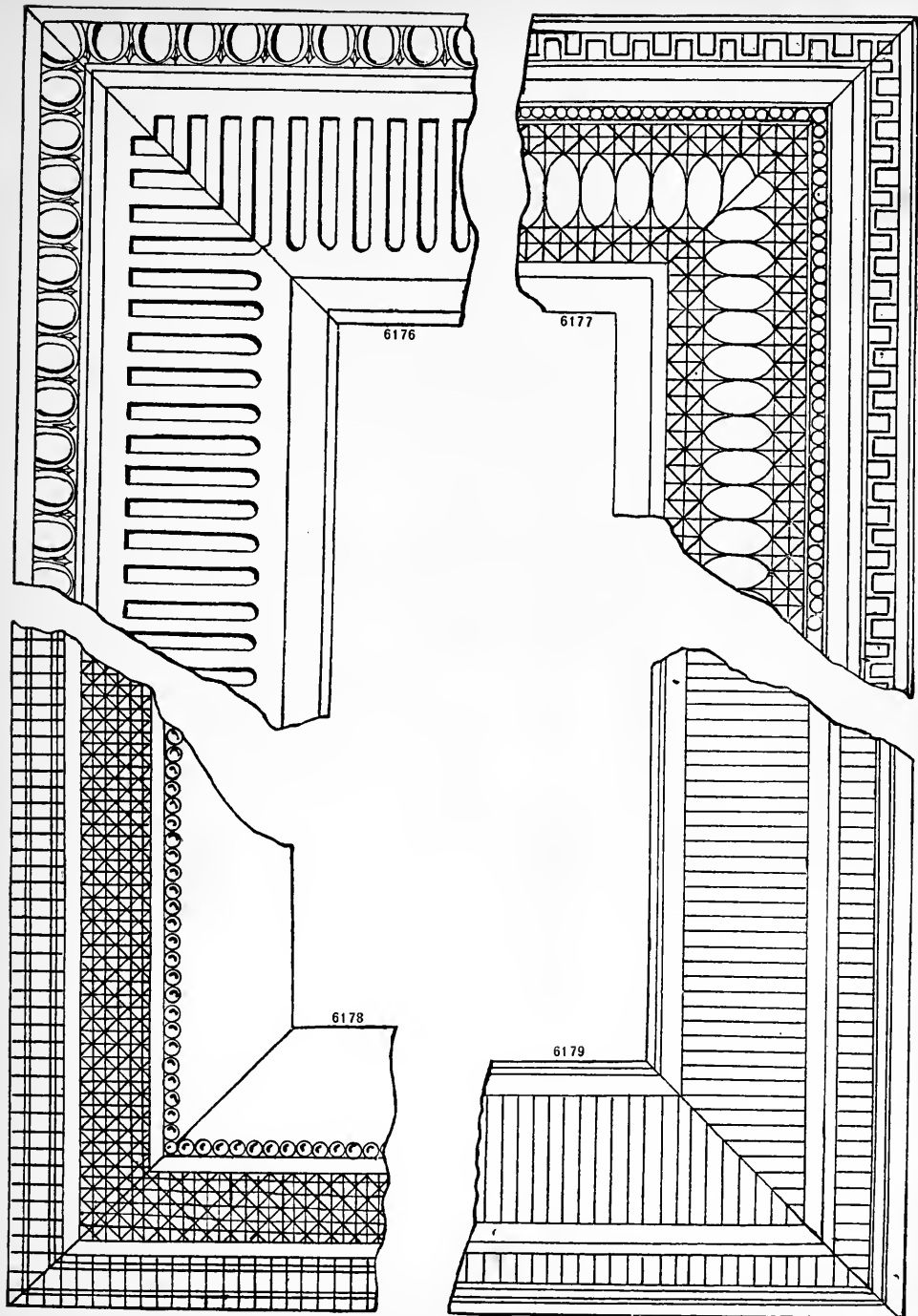
Casing Scale 2-3 inch.



DOORS AND CARVED CASINGS.




Door Scale 1-2 inch.

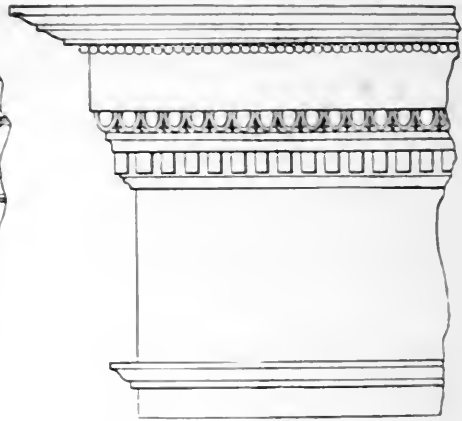


CARVED CASING SECTIONS.

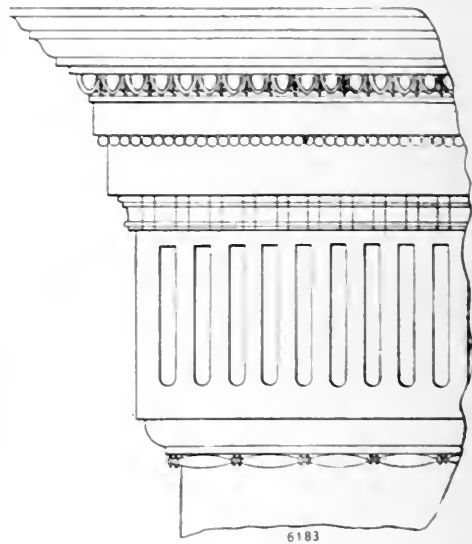
Half full size.




6180




6181



6183




6182




6184

CARVED CASINGS AND HEADS.


Half full size.



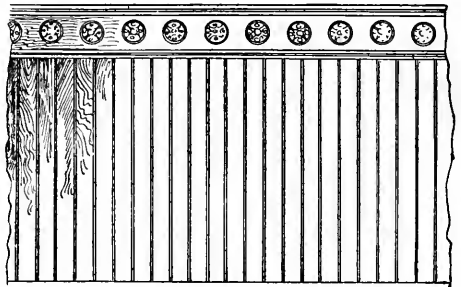
6185




6186




6187




6188




6189



6190



6191




6192

WAINSCOTING.


Scale 1-2 inch.



6193




6194



6195




6196



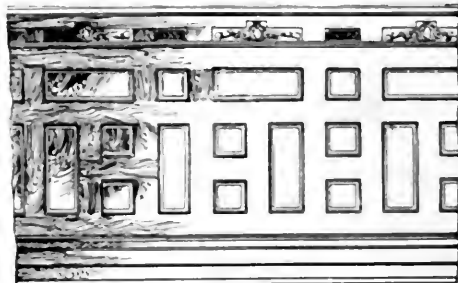
6197



6198



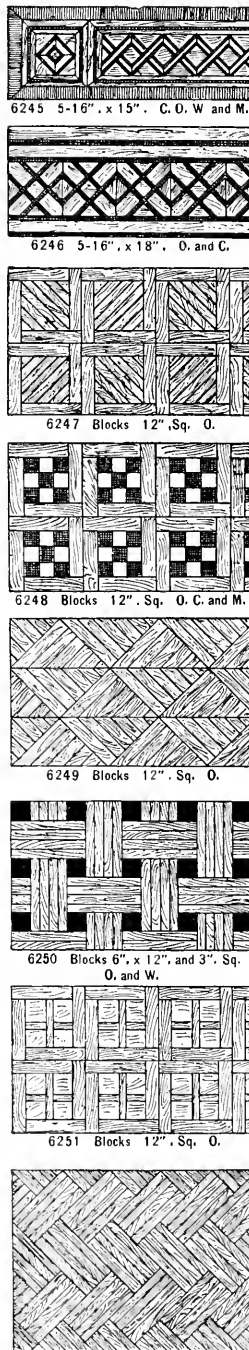
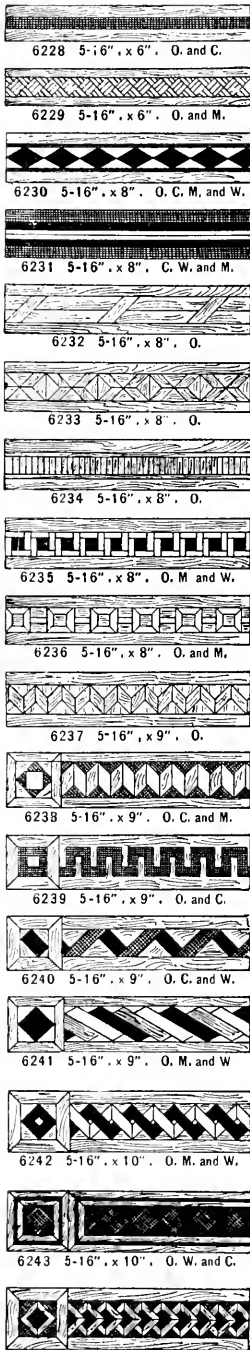
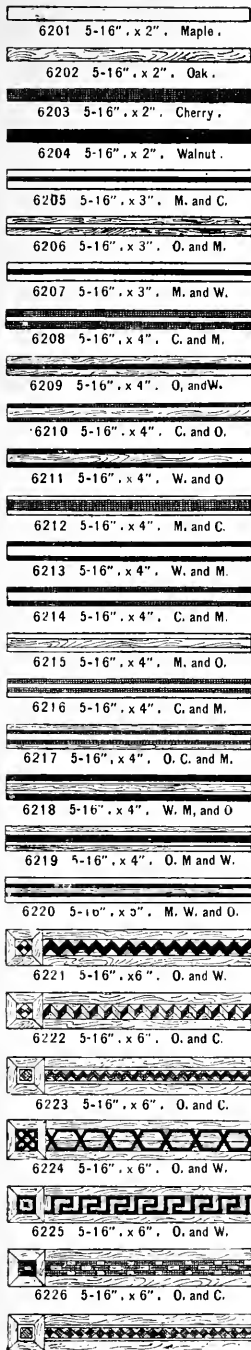
6199



6200


WAINSCOTING.

Scale 1-2 inch.




PARQUETRY FLOORS AND BORDERS.


Scale 1-2 inch.




6253 Border, O and W  
6254 Field, O.



6255 Border, O and W.  
6256 Field, O.



6257 Border, O and C.  
6258 Field, O.




6259 Border, O, C and W.  
6260 Field, O.

PARQUETRY FLOORS AND BORDERS.


Scale 1-2 inch





6261 Border, O. M. and C.  
6262 Field, O.

6263 Border, C. and O.  
6264 Field, O.


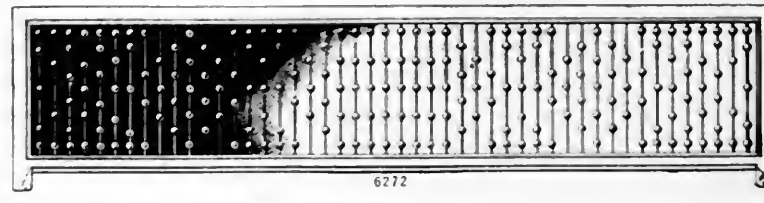
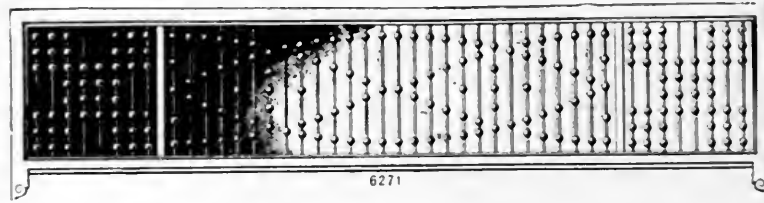
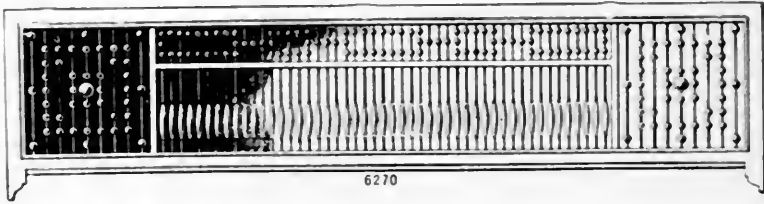
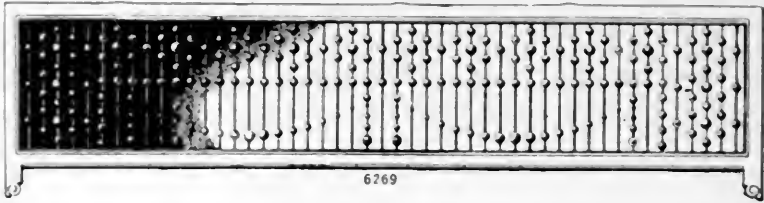


6265 Border, O. and W.  
6266 Field, O. and C.

6267 Border, C. and M.  
6268 Field, O. and C. M.


**PARQUETRY FLOORS AND BORDERS.**

Scale 1-2 inch.

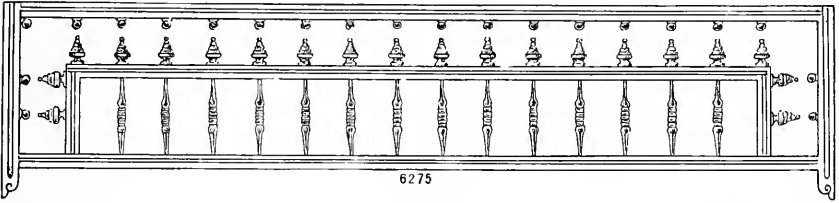


GRILLE WORK.

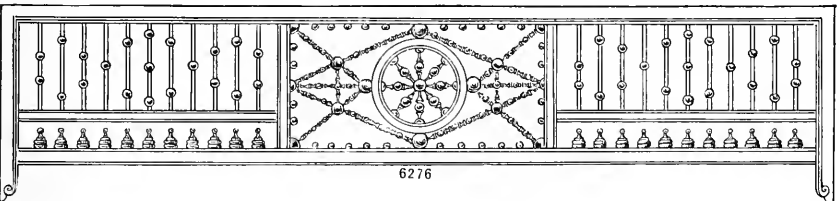
Scale 3-4 inch.



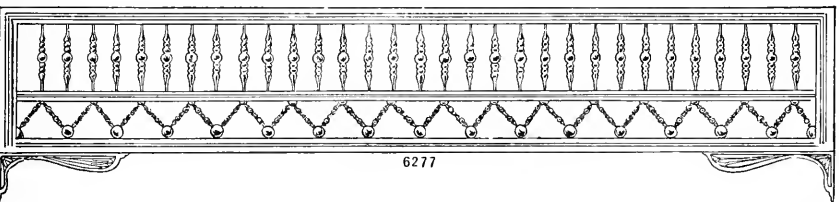
6274



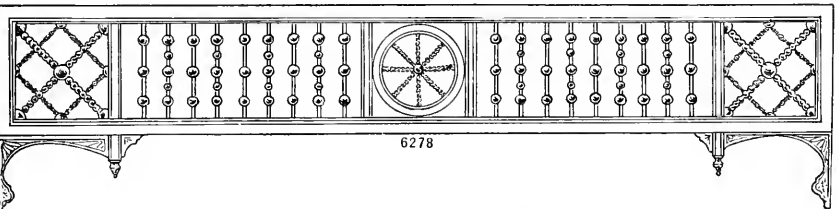
6275



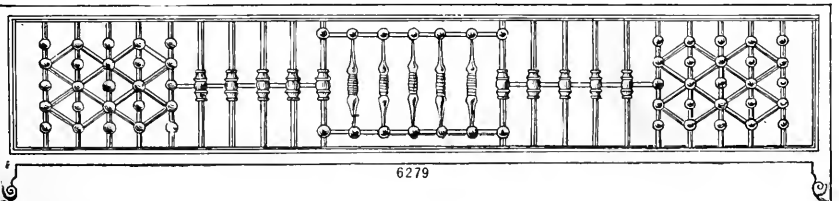
6276



6277



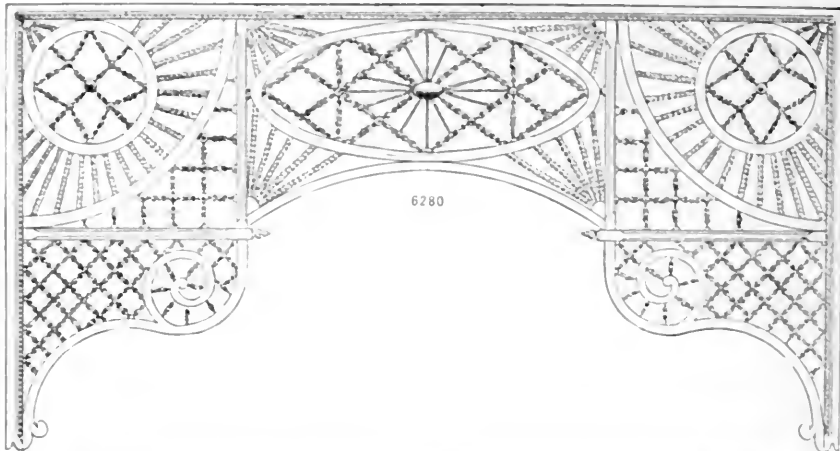
6278



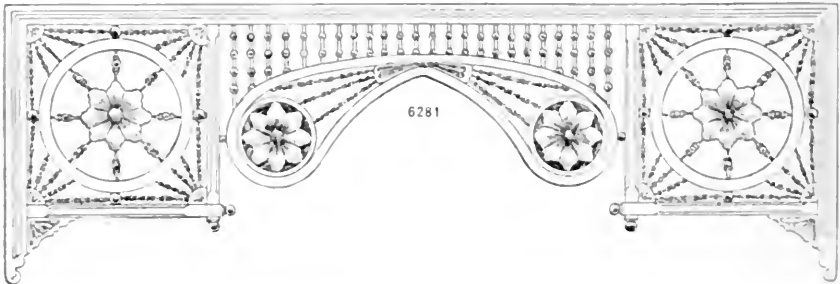
6279

GRILLE WORK.

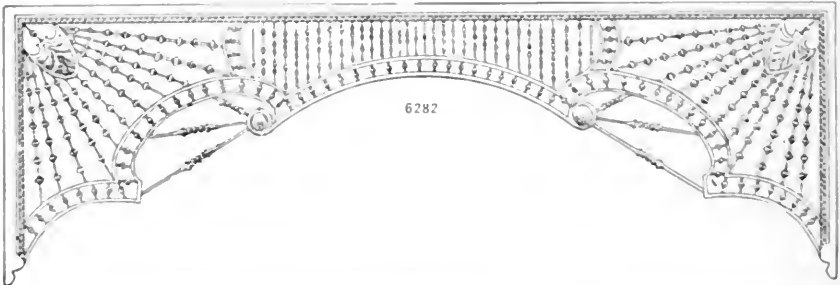
Scale 3-4 inch.



6280



6281



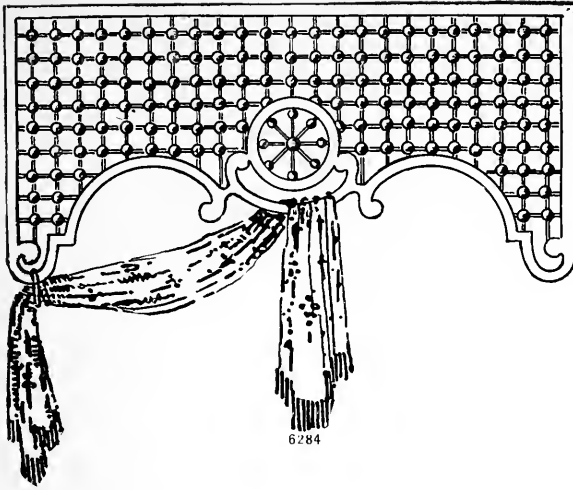
6282



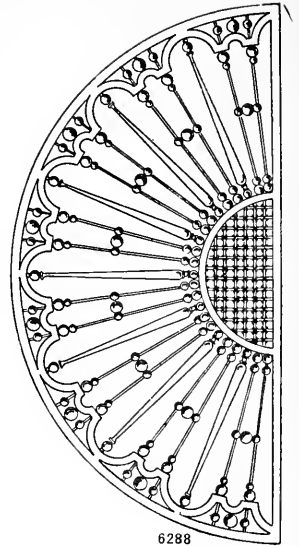
6283

GRILLE WORK.

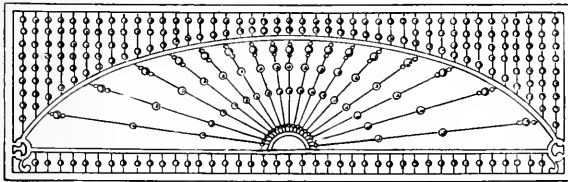
Scale 3-4 inch.



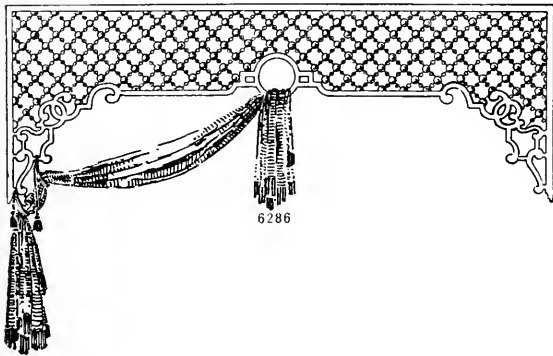
6284



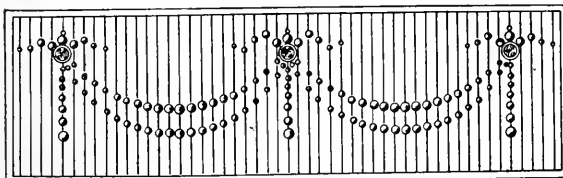
6288



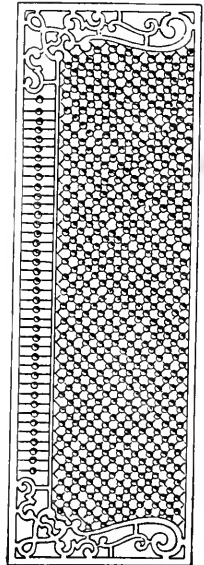
6285



6286



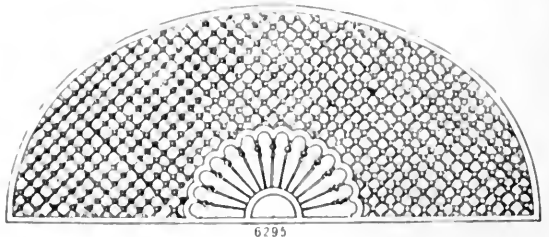
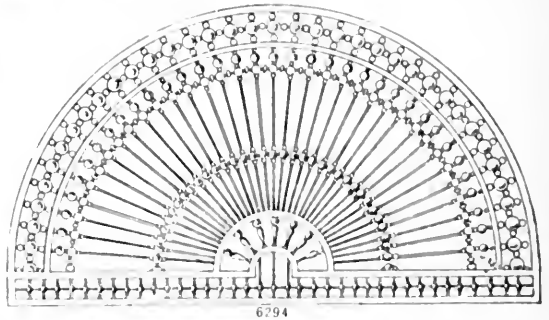
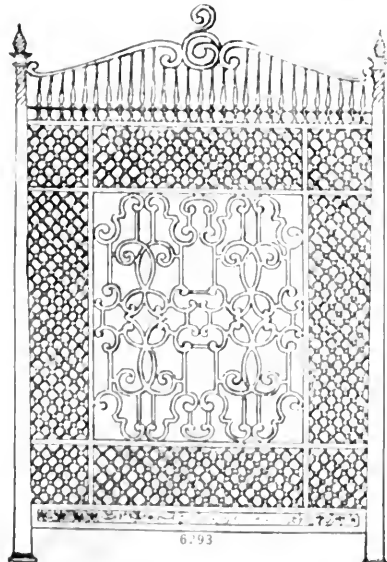



6287

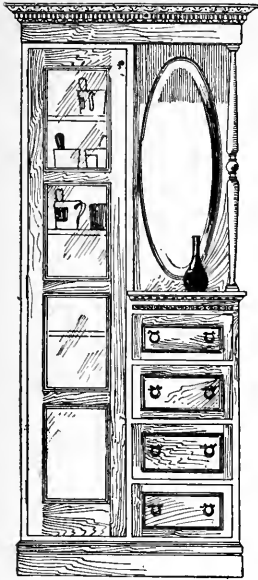


6289


GRILLE WORK.

Scale 1-2 inch.

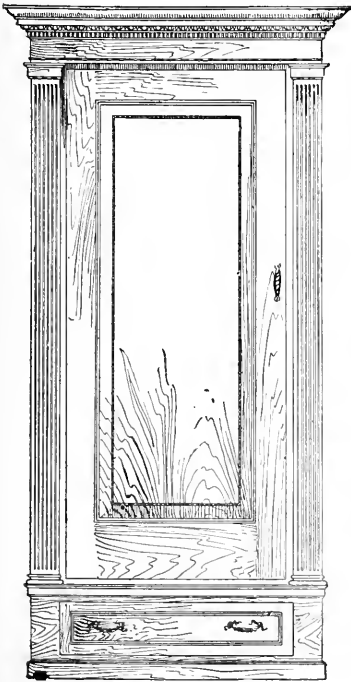




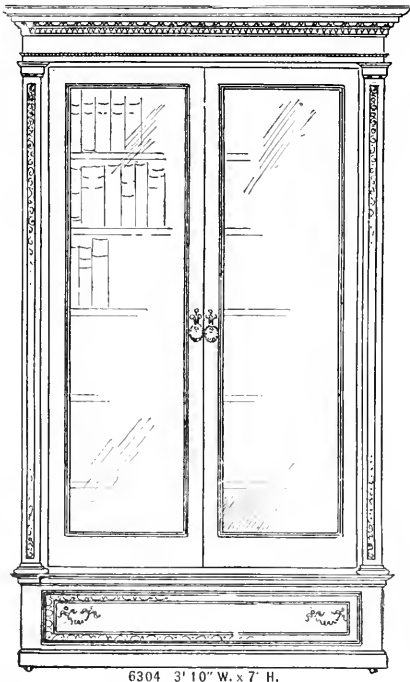
6301 3' W. x 8' H.



6302 7' W. x 8' H.




6303 3' W. x 7' H.



6304 3' 10" W. x 7' H.

SIDE BOARD, BOOK CASES AND CABINETS.






6305 53" W x 6'6" H.



End View



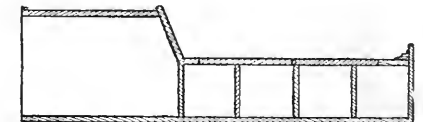


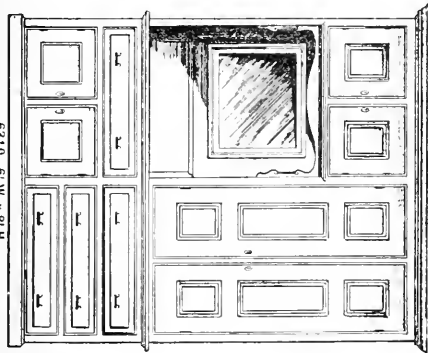
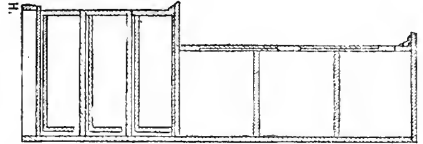

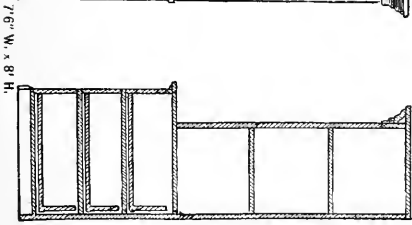

6306 5'6" W x 6'6" H



End View

BOOK CASES AND SIDE BOARDS.






PANTRY CUPBOARDS AND PRESSES.




4'0" W. x 8' H.



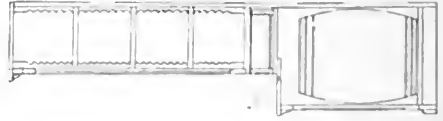
6313



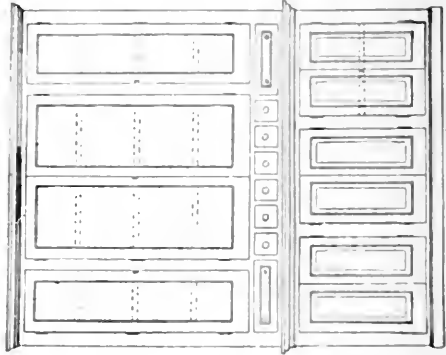
6312 2'6" W. x 4' H.




6311



7' W. x 8' H.




6315



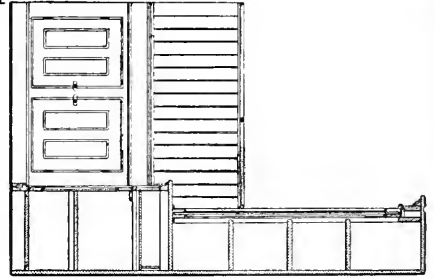
6314 4'0" W. x 8' H.

PANTRY CUPBOARDS AND PRESSES.





6316

7' W. x 8' H.




6317 DOOR 2'6" x 7'

SHELF 12'




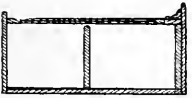
6316 GROUND PLAN.



6318 4' W. x 2'6" H.

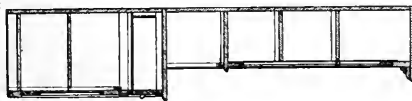
SIDEBOARDS AND PRESSES.


SHELF 4'10" x 10"



6319


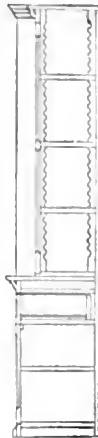
4' W. x 8' H.




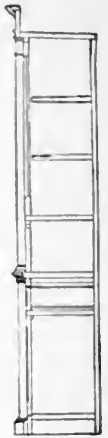


6320

6'6" W. x 8' H.




6321 3' x 8'

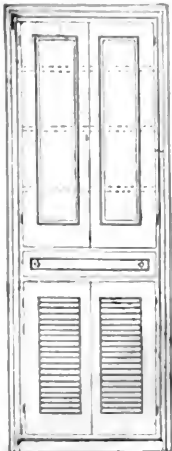


6322

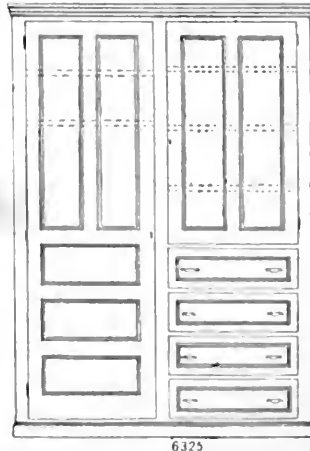
6' x 3'



6323 14" x 3'




6324 3' W x 8' h



6325

5' W. x 8' H.



LINEN PRESSES AND MEDICINE CASES.



## ... Modern Staircases. ...

During the Colonial days of the Seventeenth Century the modest and rude structures which sufficed to shelter the colonists, contained but a primitive method of elevating mankind.

In no branch of industry is the contrast of two centuries so conspicuous as in the art of building stairs.

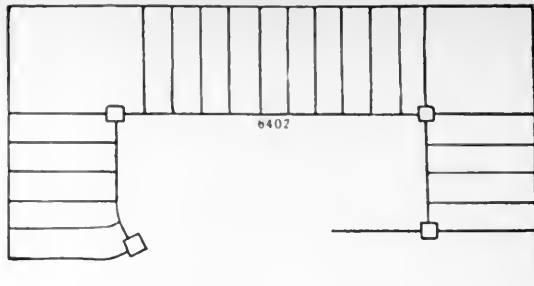
On the following pages we exhibit many designs and varied, of the latest styles of modern stair-work, which we are prepared to furnish in short order at remarkably low prices. As late as ten years ago it would have been impossible to obtain a stairway of the same design for less than double the cost of production to-day, but the progressive age in which we live brings within the reach of every builder an artistic structure at a comparatively nominal price.

No branch of our plant is given more attention than our stair department, and we assure our patrons that every care and precaution shall be taken to secure to them the finest the market affords for the money expended, not only in stair work, but in every line of our interior finishing department.

In ordering stairways kindly follow instructions given on page xvi, in front part of this catalogue.



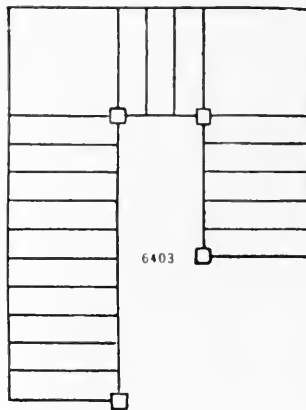
6401



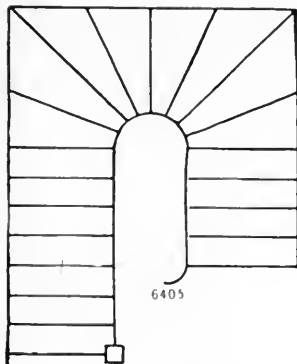
6402




6404



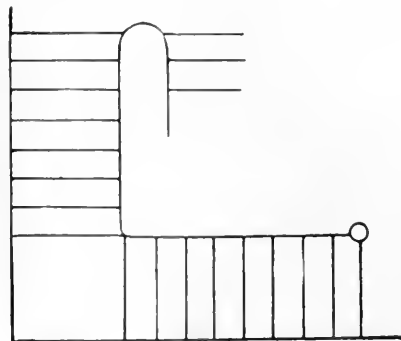
6403



6405



6408



6406

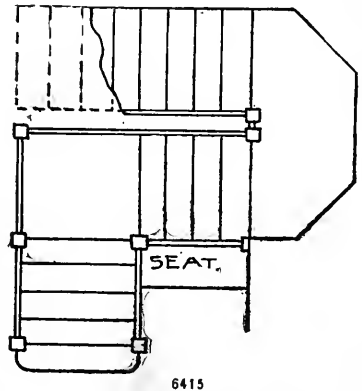
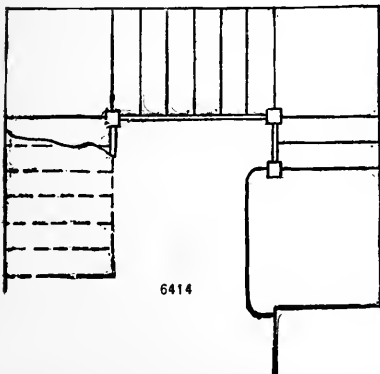
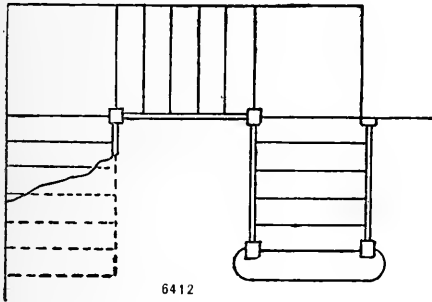
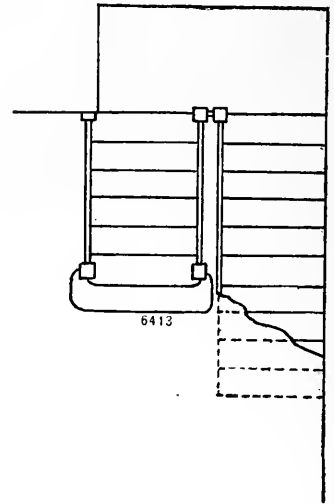
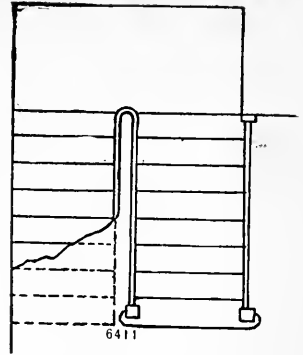
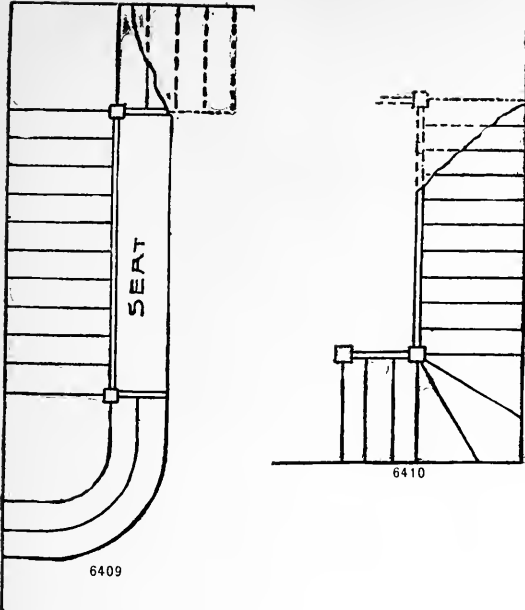


6407

### STAIR CASES.


Ground Plan.

Scale 1-4 inch.




STAIR CASES.


Ground plan, scale 1-4 inch.



6416



6417



6418




6419


STAIR CASES.

Elevations, scale 3-4 inch.







6420



6421



6422




6423

STAIR CASES.

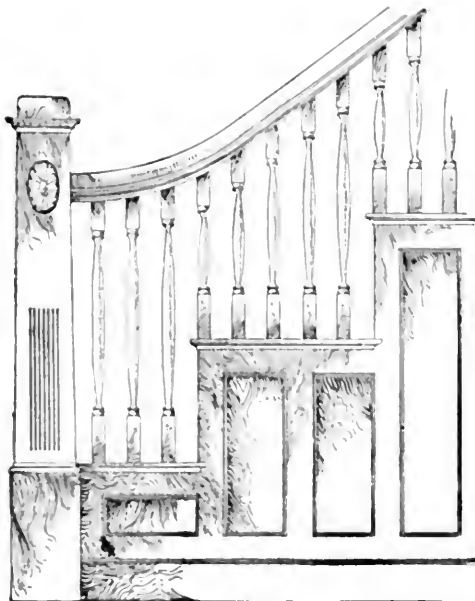
Elevations, scale 3-4 inch.




6424



6425




6426




6427

STAIR CASES.

Elevations, scale 3-4 inch.



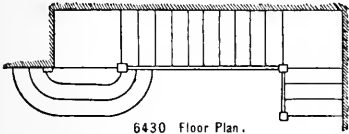
6428




6429

STAIR CASES.

Elevations, scale 3-4 inch.




6430 Floor Plan.




6430

STAIR CASES.


Elevations, scale 3-8 inch.




6431



6432



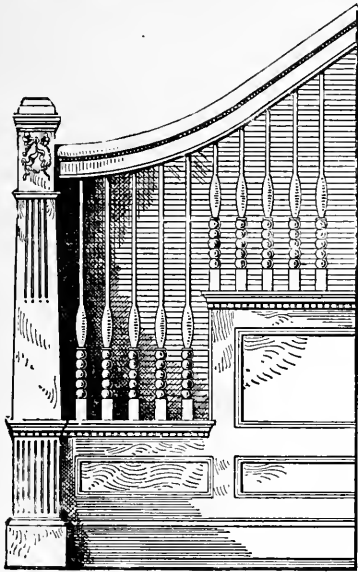
6433




6434

STAIR CASES.


Elevations, scale 3-4 inch.



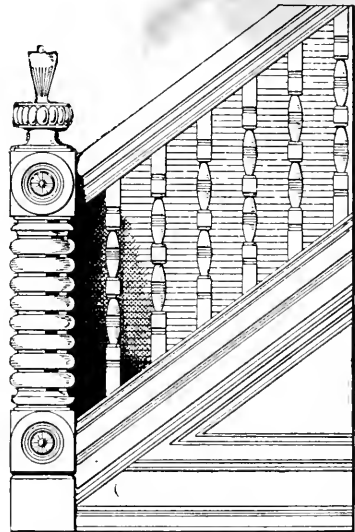
6435








6436



6437




6438




STAIR CASES.

Elevations, scale 3-4 inch.



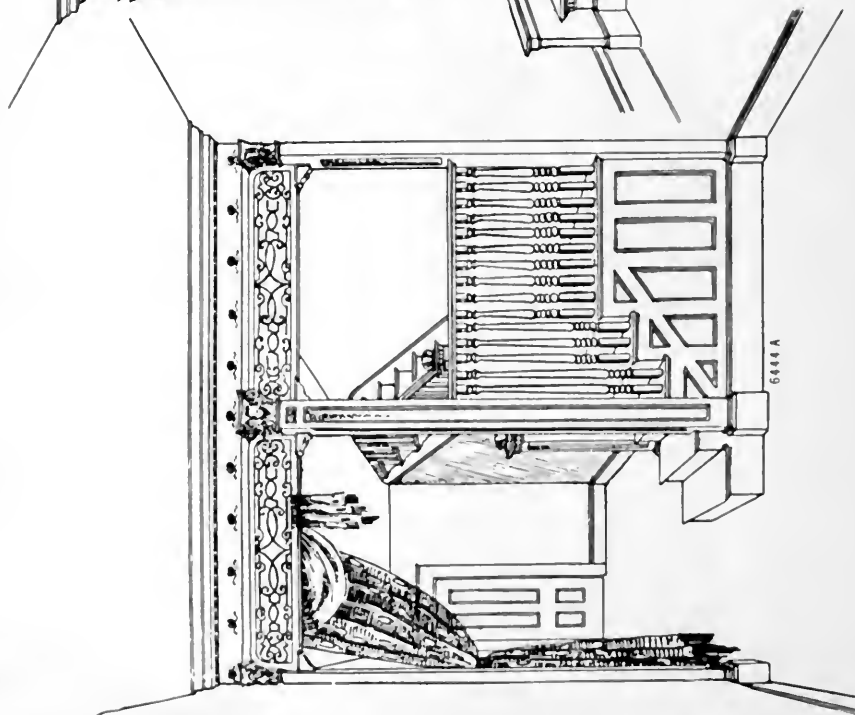
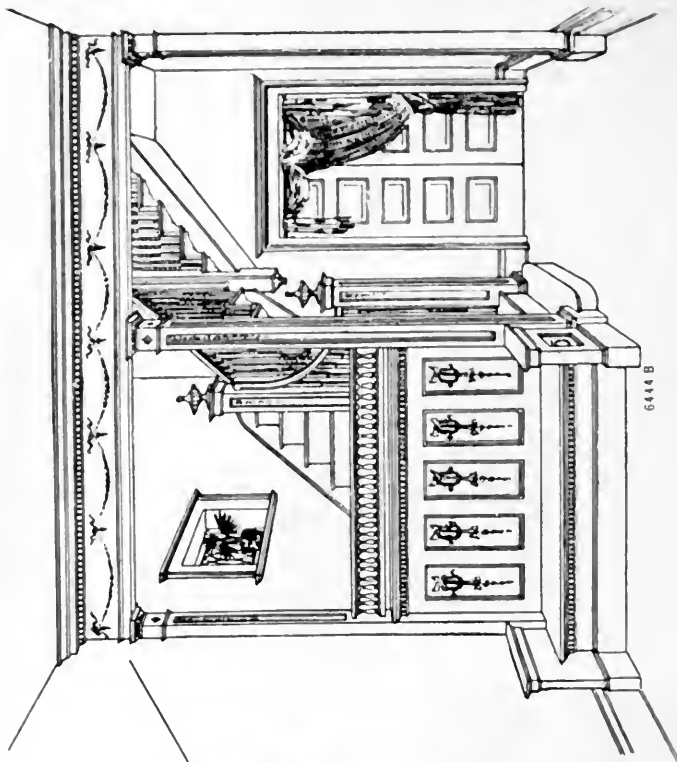
6443



6444

STAIR CASES.

Elevations, scale 3-8 inch.



STAIR CASES AND ARCHES.







6445



6446



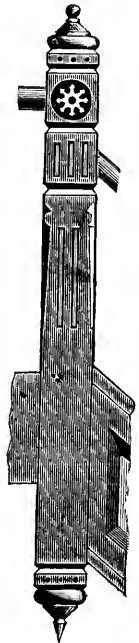
6447




6448




6449




6450



6451



6452



6453



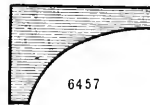
6454



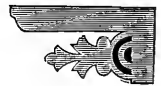
6455



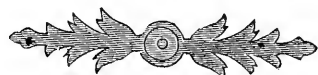
6456



6457

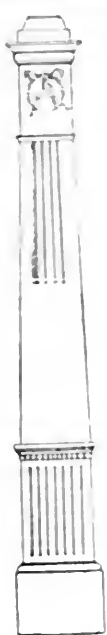


6458

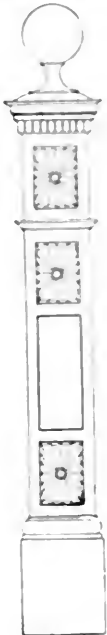


6459

STAIR NEWELS AND FINISH.



6460



6461



6462



6463



6464



6465



6466



6467




6468



6469



6470



6471



6472



6473

STAIR NEWELS.



6474



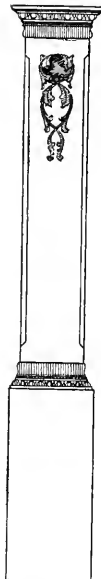
6475



6476



6477



6478



6479



6480



6481



6482




6483



6484



6485



6486

STAIR NEWELS.



6487



6488



6489



6490



6491



6492



6493




6494



6495



6496



6497



6498



6499



6500



6501

STAIR NEWELS.



6502



6503



6504




6505



6506



6507



6508



6509



6510



6511



6512



6513



6514



6515



6516



6517



6518

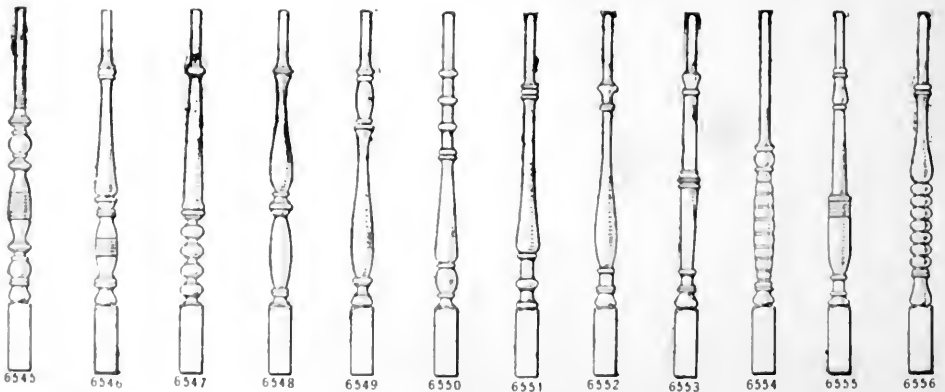
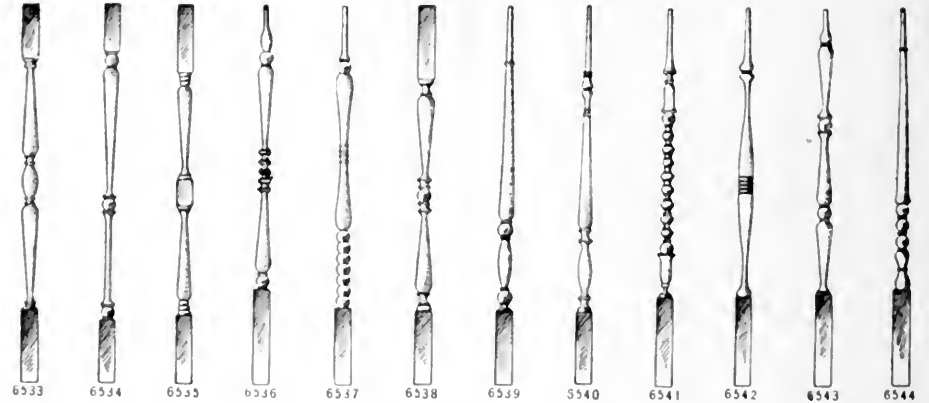
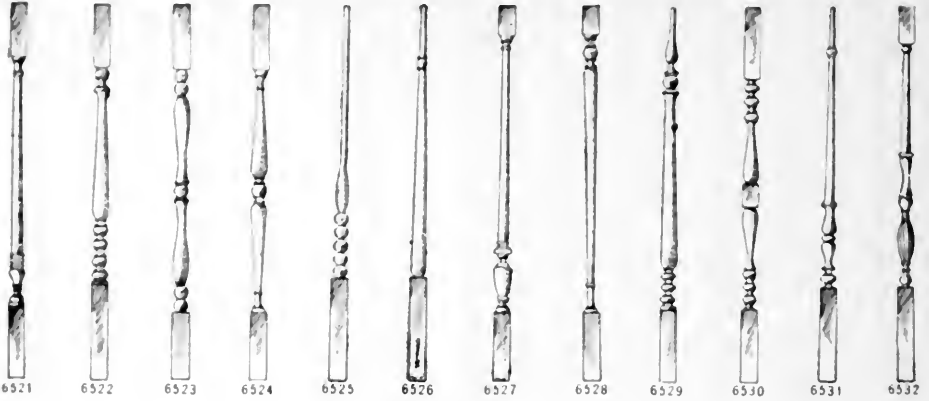


6519

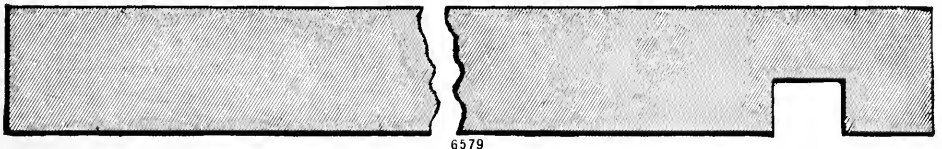
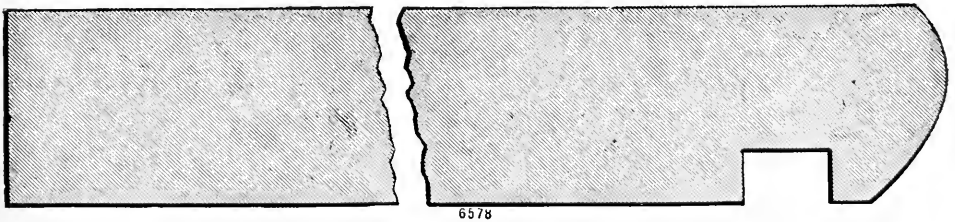
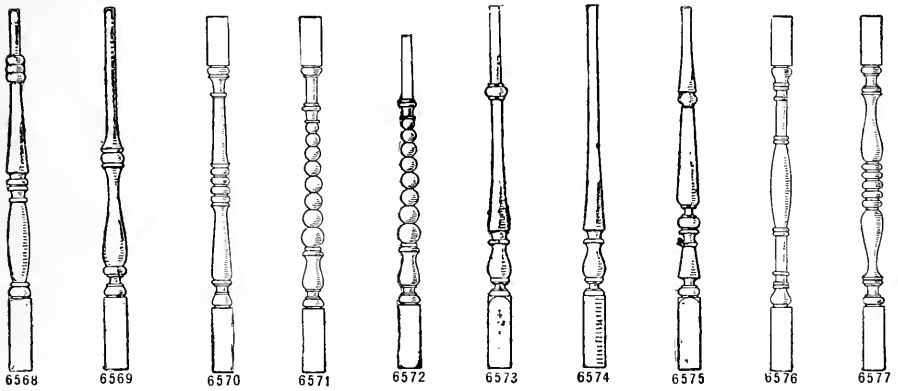
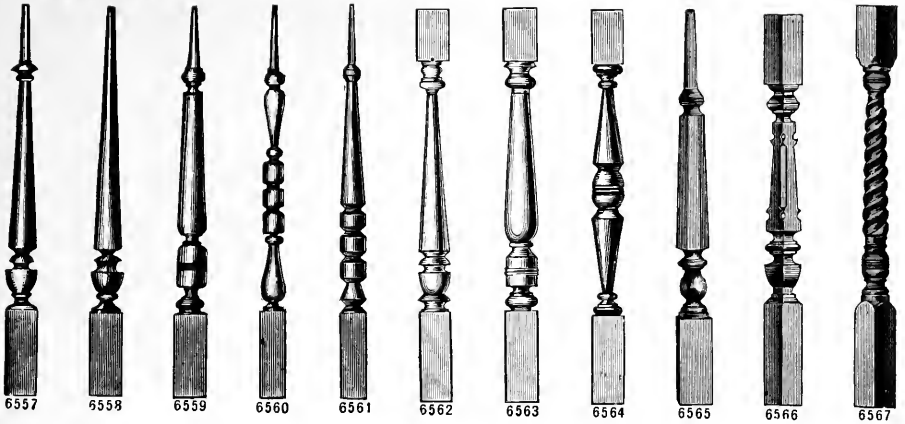


6520


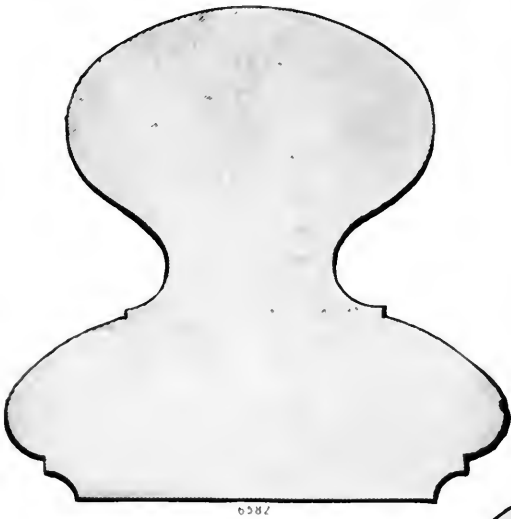


STAIR NEWELS AND BALUSTERS.



STAIR BALUSTERS.



STAIR BALUSTERS AND TREADS.



HAND RAILS.


6583

Full Size.







6584




6585



6586



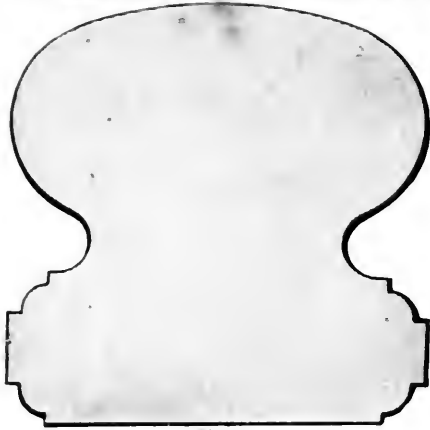
6587




6588

**HAND RAILS.**

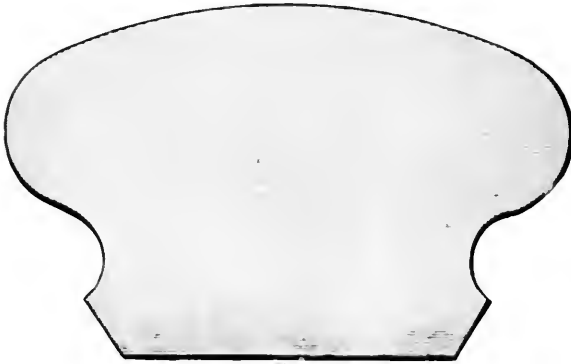
**Full Size.**




6589



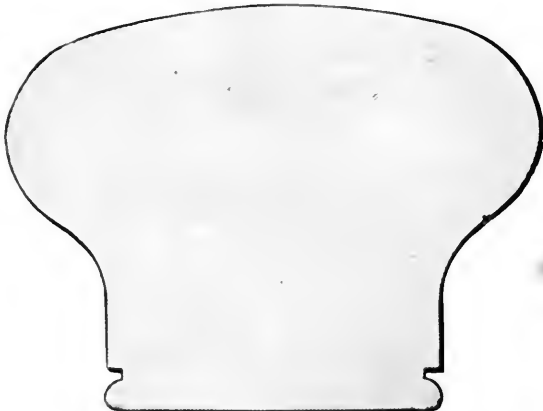
6590




6591



6592



6593




6594

HAND RAILS.


Size Full.




6595




6596



6597



6598




6599


HAND RAILS.

Full Size.





6603  
 Width of Mantel 4' 8"  
 Tile Opening 2' 8" wide x 2' 10" high  
 Length of Shelf 4' 10 1/2"



6604  
 Width of Mantel 54"  
 Tile Opening 32 1/2" W. x 34 3/4" H.  
 Length of Shelf 56 1/2"




6605  
 52" W. x 19" H.  
 9" Proj. Length of Shelf 55"



6606  
 52" W. x 12" H.  
 9" Proj. Length of Shelf 54"

MANTELS.



6607


Width of Mantel, 57"      Height, 48"  
Tile Opening 35 1/4" W. x 35 1/4" H.  
Length of Shelf 60"



6608


Width of Mantel, 48"      Height, 48"  
Tile Opening 29 1/2" W. x 35 1/4" H.  
Length of Shelf 51"

MANTELS.



6609


Width of Mantel, 54"      Height, 60"  
 Tile Opening 35½" W. x 43¾" H.



6610

Width of Mantel, 57"      Height, 46"  
 Tile Opening 35½" W. x 35½" H.  
 Length of Shelf 60".

**MANTELS.**




6611  
 Width of Mantel 4' 8"    Height 4' 1"  
 Tile Opening 2' 8" wide x 2' 10" high.  
 Length of Shelf 4' 10 1/4".



6612  
 Width of Mantel, 60"    Height, 48"  
 Tile Opening 35 1/2" W. x 35 1/4" H.

**MANTELS.**






6613

Width of Mantel 60" Height of Shelf 4'-6",

Total Height 5'-9".

Tile Opening 35½" W. x 39¾" H.




6614

Width of Mantel, 57" Height, 48"

Tile Opening 35½" W. x 35¾" H.


Length of Shelf 60".

**MANTELS.**



6615


Width of Mantel, 60" Height, 48"  
 Tile Opening 35 1/2" W. x 35 1/2" H.



6616

Width of Mantel, 60" Height of Base, 60"  
 Total Height, 71"  
 Tile Opening 41 1/2" W. x 41 1/2" H.

**MANTELS.**




6617

Width over all 66" Height of Base 51"

Total Height 76"


Title Opening 33½" W. x 35¾" H.



6618

Width of Mantel 60" Total Height 77"

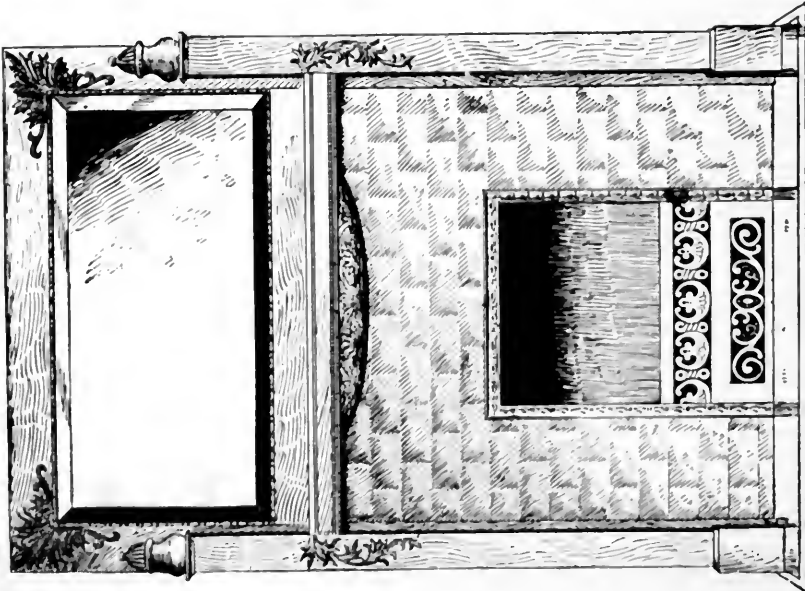
Title Opening 39½" W. x 39¾" H.



6620

Width of Mantel 60" Total Height 80"

Tile Opening 46 1/4" W. x 33 1/2" H.

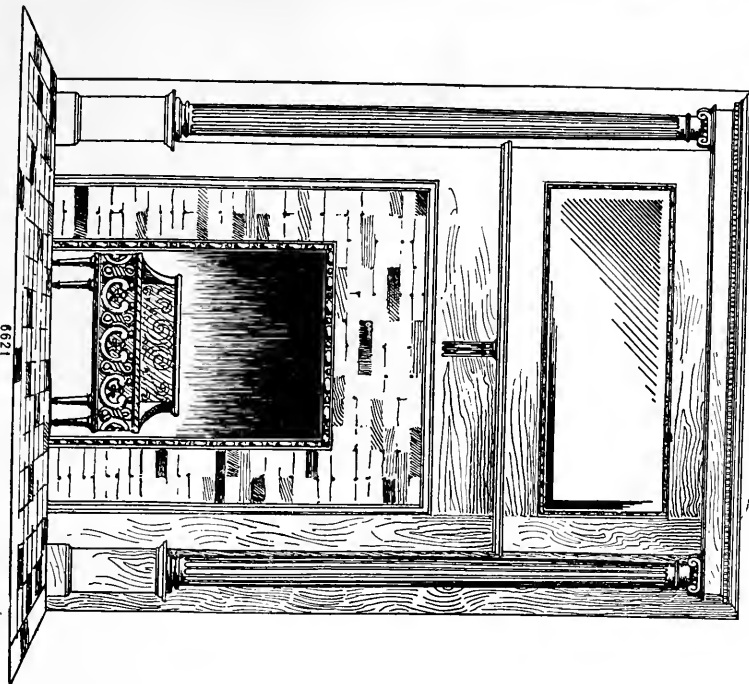


6619

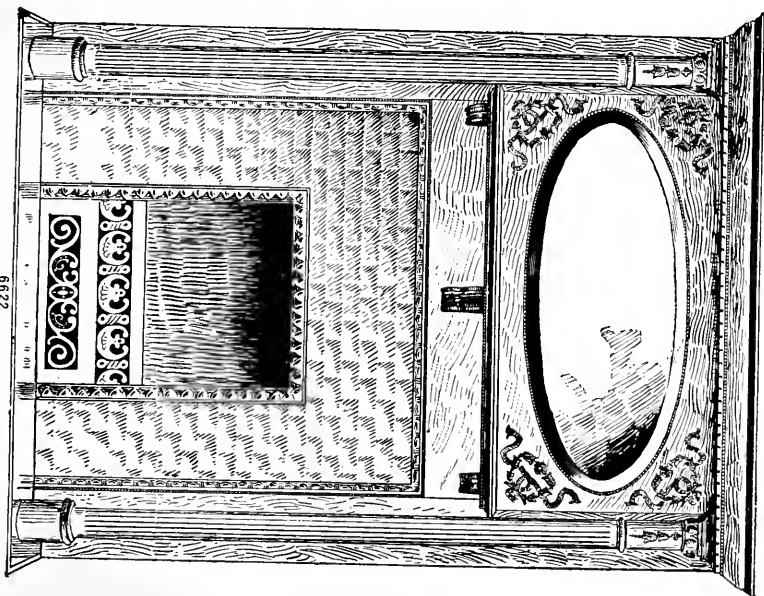
Width of Mantel 60" Total Height 84"

Tile Opening 47 1/2" W. x 47 1/2" H.

**MANTELS.**




6621  
 Width of Mantel 60" Height of Shelf 51"  
 Total Height 78"  
 The Opening 35½" W. x 41¾" H.




6622  
 Width of Mantel 60" Total Height 78"  
 The Opening 39½" W. x 41¾" H.

MANTELS.



6624


Width of Mantel 58" Total Height 34"  
Tile Opening 41 1/2" W. x 44 1/2" H.



6623

Width of Mantel 60" Height of Shelf 54"  
Total Height 63"  
Tile Opening 35 1/2" W. x 35 1/2" H.

MANTELS.




6625

Width of Mantel, 37" Height of Base, 48"

Total Height, 80"

Title Opening 35 1/2" W. x 35 3/4" H.

Length of Shelf 60"




6626

Width of Mantel 60" Total Height 80"

Title Opening 35 1/2" W. x 35 1/2" H.

**MANTELS.**

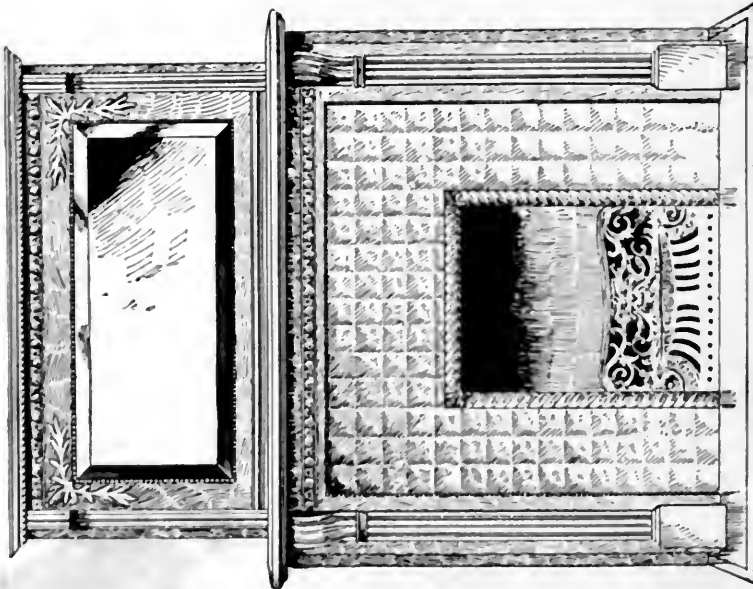


6627

Width of Mantel, 60" Height of Base, 35"

Total Height, 75"

Tile Opening 43" W. x 45 1/2" H.



6627

Width of Mantel, 57" Height of Base, 51"

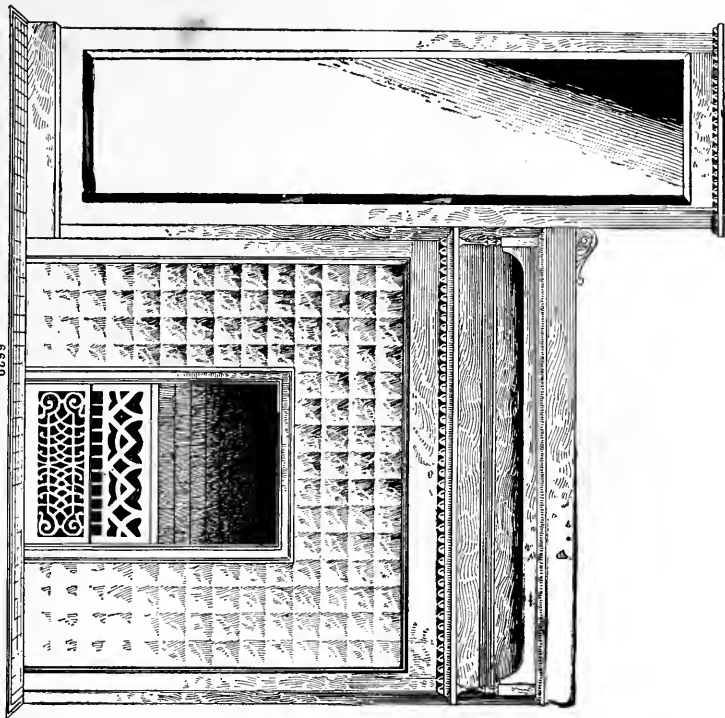
Total Height, 78"

Tile Opening 41 1/2" W. x 44 1/2" H.

Length of Shelf 60"

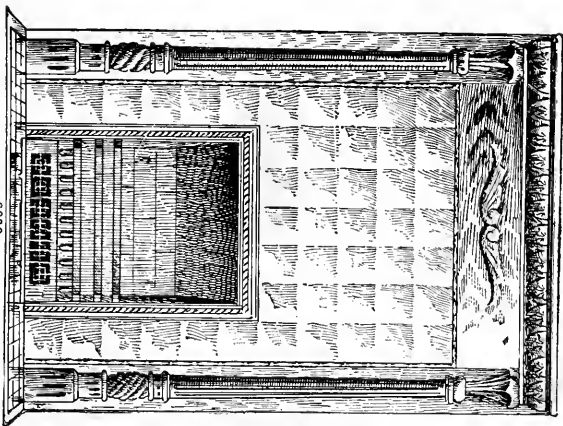
MANTELS.






6629

Width over all 75" Total Height, 78"  
The Opening 44½" W. x 41 ¾" H.




6630

Width of Mantel, 42" Height, 60"  
The Opening 46½" W. x 29½" H.

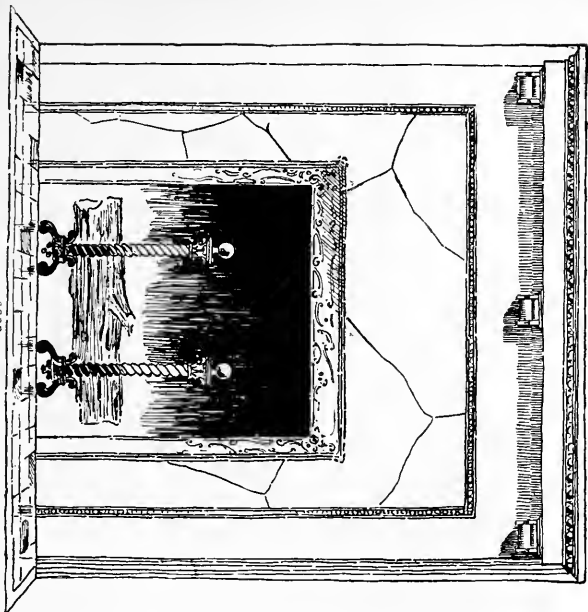


6631  
Width of Mantel 44" Total Height 72"  
Tile Opening 35 1/4" W. x 47 1/4" H.




6632  
Width of Mantel 48" Height 62"  
Tile Opening 39 1/4" W. x 49 1/4" H.

**MANTELS.**

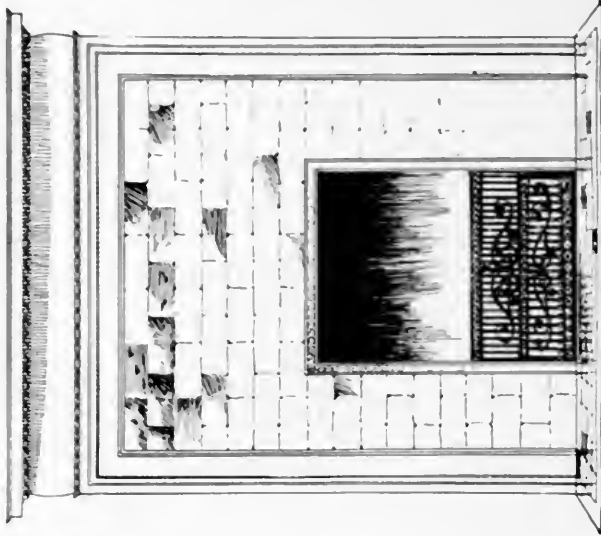


6633  
 Width of Mantel, 60"  
 Height, 59"  
 Tile Opening 43½" W. x 47¾" H.



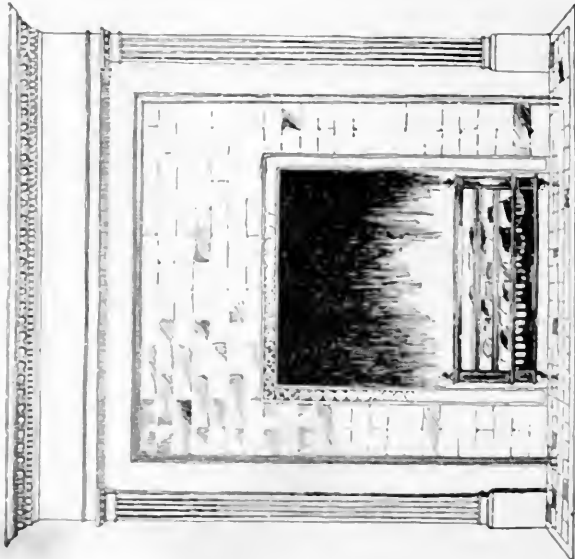
6634  
 Width of Mantel, 60"    Height of Base, 34"  
 Total Height, 66"  
 Tile Opening 47½" W. x 41¾" H.

MANTELS.



6636

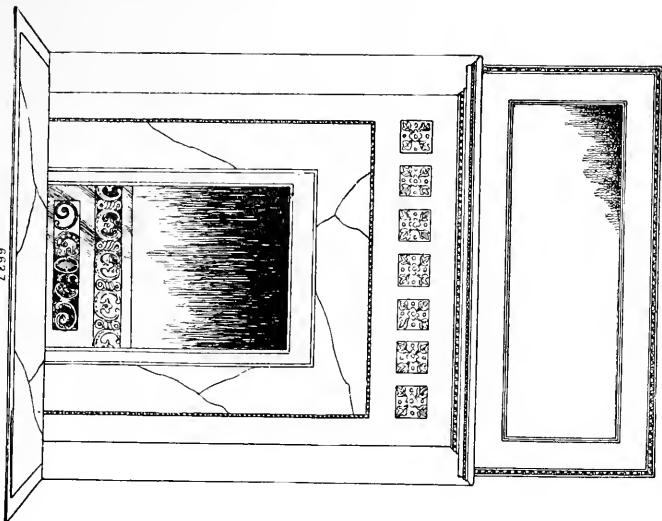
Width of Mantel, 51 1/2"    Height, 63 1/2"  
 Tile Opening, 41 1/2"    W. x 50 1/2"    H.  
 Length of Shelf, 58 1/2"



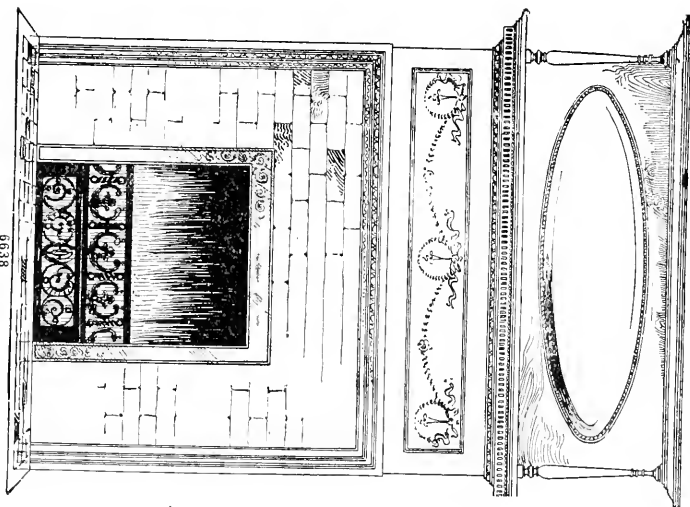
6635

Width of Mantel, 56"    Height, 60"  
 Tile Opening, 38 1/2"    W. x 45 1/2"    H.  
 Length of Shelf, 58"

**MANTELS.**




6637  
 Width of Mantel, 48"    Height of Base, 48"  
 Total Height, 68"  
 The Opening 32½" W. x 35¾" H.

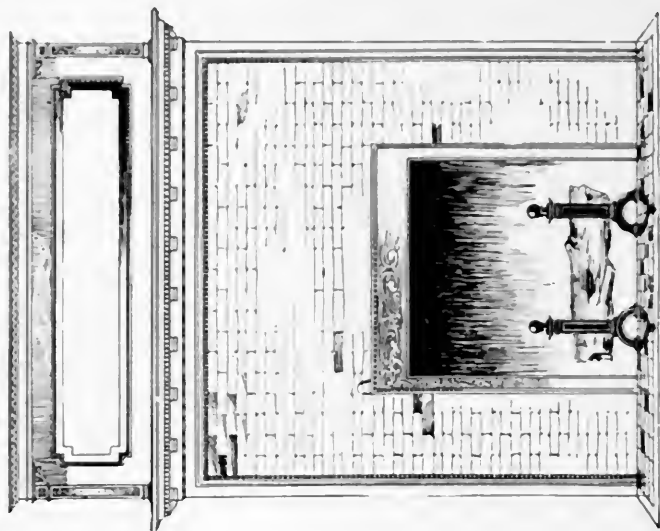


6638  
 Width of Mantel, 49"    Height of Base, 54"  
 Total Height, 72"  
 The Opening 41½" W. x 35¾" H.  
 Length of Shelf 55"

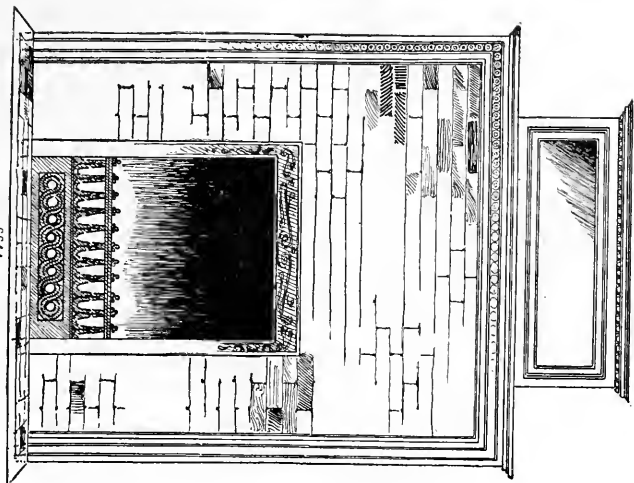
**MANTELS.**



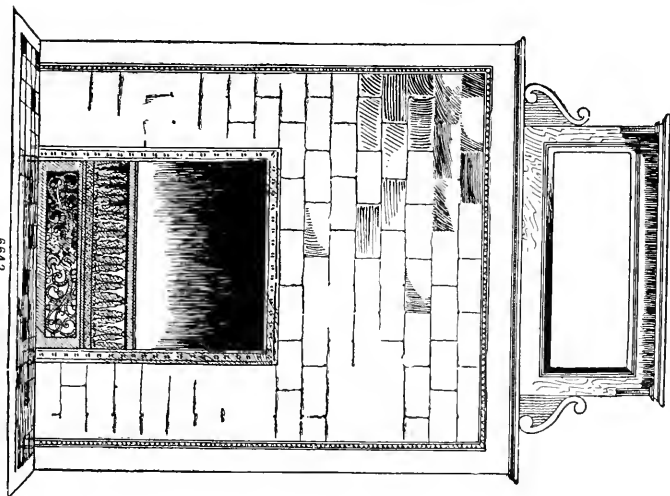
6639  
 Width of Mantel, 54" Height of Base, 54"  
 Total Height, 70"  
 Tile Opening 44" W. x 43 1/2" H.  
 Length of Shelf 60"



6640  
 Width of Mantel 51" Height of Base 54"  
 Total Height, 70"  
 Tile Opening 46 1/2" W. x 47 1/2" H.  
 Length of Shelf 58 1/4"



Width of Mantel, 49" Height of Base, 53 $\frac{3}{4}$ "  
 Total Height, 68"  
 Tile Opening 41 $\frac{1}{2}$ " W. x 50 $\frac{3}{4}$ " H.  
 Length of Shelf 51 $\frac{1}{2}$ "



Width of Mantel 48" Height of Base 56"  
 Total Height 71"  
 Tile Opening 41 $\frac{1}{2}$ " W. x 50 $\frac{3}{4}$ " H.  
 Length of Shelf 50 $\frac{1}{2}$ "

## Defender Refrigerators:

The **Ice Pan Shelf** is made of heavy, galvanized iron, and rests upon iron brackets running all the way around the inside of the box and furnishing an absolutely solid and stable support. The holes in each end of the shelf, and the large aperture in the center, furnish ample space for the circulation of air.

The **Ice Pan** proper is made of heavy, galvanized iron, and rests in the depression provided for it in the ice pan shelf, and does not touch the sides of the refrigerator at any point.

The **Ice Rack** is of hard wood, saturated with a water-proof compound, and is absolutely and permanently odorless. It is in every way preferable to an iron rack, its main advantage being that it does not eat into the ice.

The **Shelves** are of corrugated, best quality, galvanized iron, the space between the corrugations being perforated so as to admit of a free circulation of air.

**Insulation.** We have tried many experiments, but have settled upon a combination of mineral wool, charcoal paper, wood lining and air spaces, which taken together give nine separate walls for the protection of ice and the preservation of a uniform temperature in the provision chamber.

**Locks and Hinges** are of genuine bronze, and of artistic design.

**Castors** are of standard make and are self-retaining.

The **Defender** is a thoroughly cleanable refrigerator. The ice pan can be taken out without removing the ice; both the ice pan shelf and the provision shelves can be removed in a moment's time, and the whole interior of the box is absolutely clear.

The outside case is made of best, carefully seasoned and kiln-dried hardwood lumber, well framed together, panels grooved in, and finished in one coat of filler and two coats of best quality varnish.

### Description of Circulation.

This cut shows a sectional view of the Defender Refrigerator, and gives an idea of the system of circulation.

The current of cold air passes down through the opening in bottom of ice chamber, and instead of distributing itself promiscuously in the provision chamber, it is directed by the wings in a solid current to the bottom of the chamber, where it divides and rises through the flues on either side of the ice chamber.

The air then passes into the ice chamber, where all odors and moisture are condensed on the ice, and pass out in the drip water.

This device insures perfect and positive circulation, and keeps the air in provision chamber at an even and low degree of temperature.



### WATER COOLER

This is inserted in the refrigerator through an opening in the front, and is located below the ice chamber and above the drip pan.

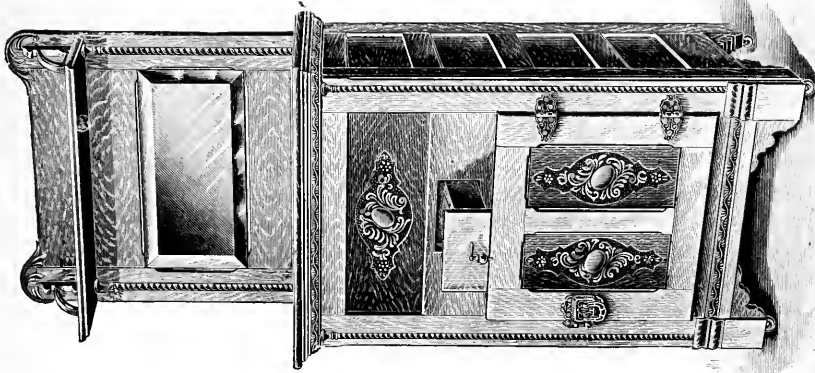
It is made of tinned sheet copper and has an oval top through which is an opening of sufficient size to permit of filling and cleaning.

The opening is provided with a tight-fitting cover to keep out all impurities.


The drip water and the cold air pass around all sides of the cooler and unite in reducing the water in the cooler to the lowest possible temperature.








6651 28" W. 19" D. 45" H. 175 lbs.  
 6652 30" W. 21" D. 49" H. 205 "  
 6653 33" W. 22" D. 49" H. 230 "  
 Outside Measure.




6654 26" W. 20" D. 52" H. 165 lbs.  
 6655 30" W. 21" D. 58" H. 200 "  
 6656 33" W. 22" D. 60" H. 225 "  
 Outside Measure.



6657 24" W. 15" D. 39" H. 100 lbs.  
 6658 24" W. 16" D. 40" H. 110 "  
 6659 26" W. 17" D. 42" H. 125 "  
 Outside Measure.

DEFENDER REFRIGERATORS.



6660 35" W. 23" D. 47" H. 235 lbs.  
 6661 37" W. 24" D. 49" H. 250 "  
 6662 40" W. 25" D. 50" H. 280 "  
 Outside Measure.




6663 28" W 19" D. 45" H. 150 lbs.  
 6664 30" W 21" D 49" H. 180  
 6665 33" W 2" D 49" H. 205 "  
 Outside Measure



6666 26" W. 16" D. 26" H. 85 lbs.  
 6667 30" W. 19" D. 28" H. 100 "  
 6668 32" W. 21" D. 30" H. 125 "  
 6669 36" W 24" D. 33" H. 165 "  
 6670 42" W 28" D 36" H. 200 "  
 Outside Measure.

## REFRIGERATORS AND ICE CHESTS.



6671 60" W., 30", D. 40" H., 300 lbs.

WITH SINGLE TOP.

6672 26" W., 16" D., 26" H., 85 lbs.


6673 30" W., 19" D., 28" H., 100 "

6674 32" W., 21" D., 30" H., 125 "

6675 36" W., 24" D., 33" H., 165 "

6676 42" W., 28" D., 36" H., 200 "

Outside Measure.



KITCHEN CABINET.

6677 41" long 22" deep 33" high.

Top 24" high with Covered Spice Box.

Without Tops.

6678 33" long 20" deep 33" high.

6679 41" " 22" " 33" "

6680 52" " 22" " 33" "

Outside Measure.

GROCCERS HARDWOOD ICE CHESTS AND KITCHEN CABINETS.



6681



6682

## Adjustable Chair Desks.



6683



6683 Closed.

**Church Furniture**—Pews, Pulpits, Platform Furniture, Chapel and Sunday-school Seating.

**Theatre and Hall Seating**—Opera Chairs from the low-priced veneer to the most elaborately upholstered; Settees and Portable Folding Chairs of every description.

**Bank Furniture and Fittings**—Counters, Screens, Desks and Office Chairs.

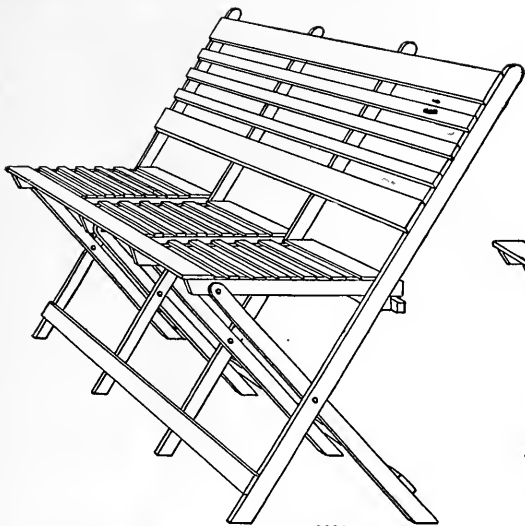
**Fine Office Desks** of every description.

**Court House Furniture.**

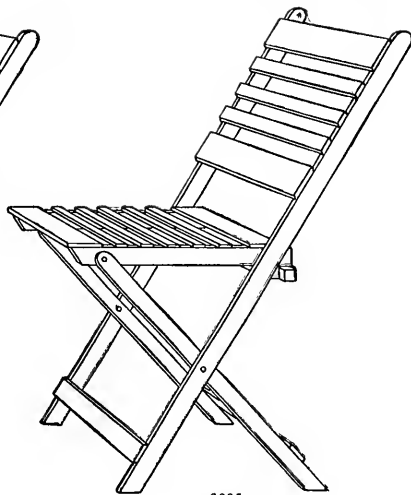
**Store Fittings**—Counters, Shelving, Railings and everything required from the simplest to the most elaborate. We make this branch a specialty.

If interested in any of the above, write us.

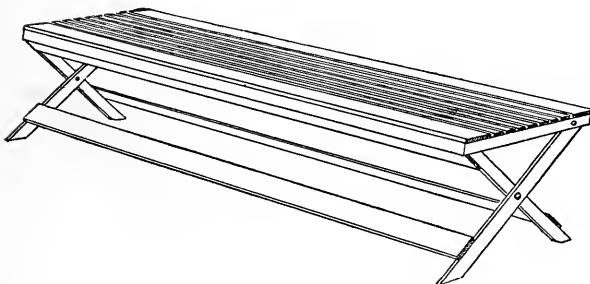
**SCHOOL AND CHURCH FURNITURE.**



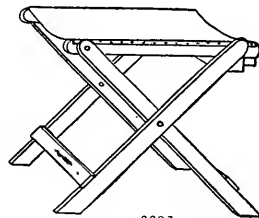
6684  
Folding Lawn Seat.



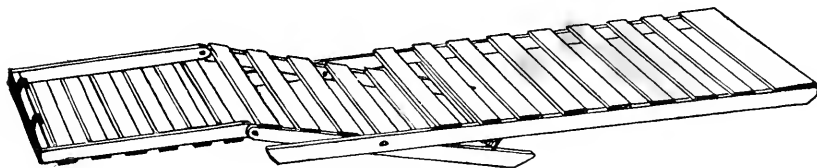
6685  
Folding Chaise.



6686  
Camp table or Cot.



6687  
Camp Stool.




6688  
Combined Chair and Cot.

CAMPING FURNITURE.



6689



6690



no 91




6692


FLOWER STANDS.



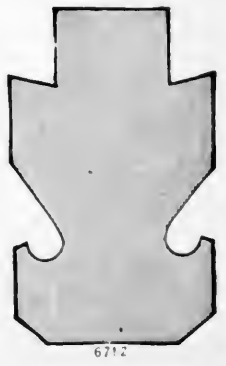
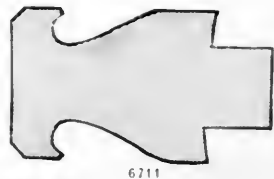
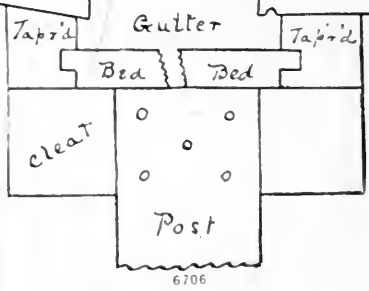
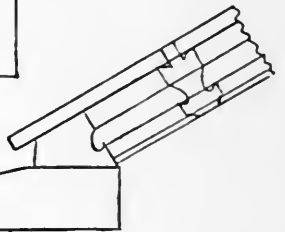
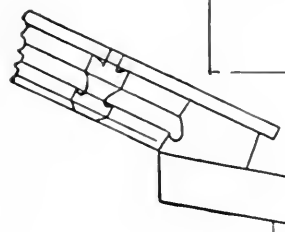
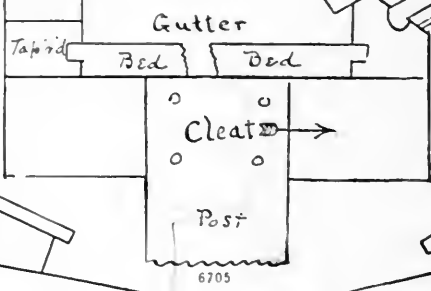
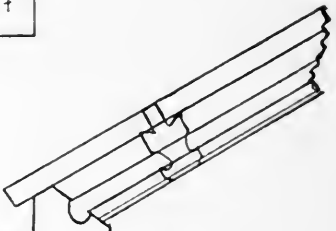
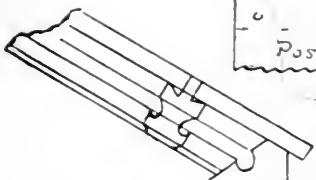
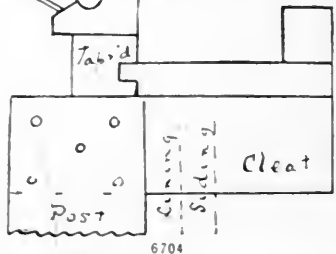

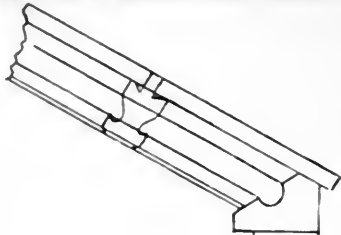
6701



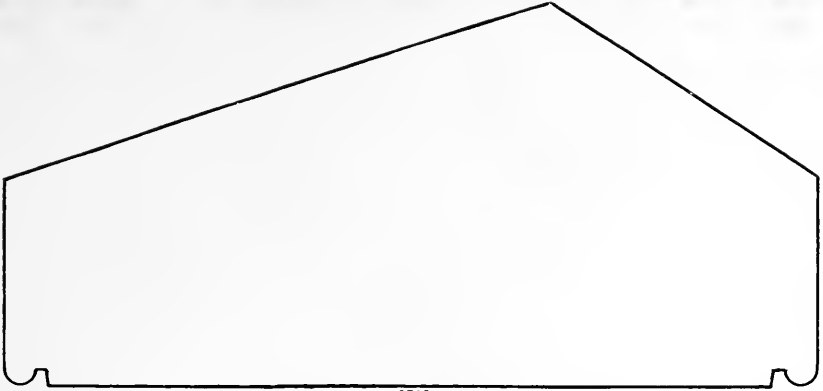
6702 3' x 5' x 1 3/4"



6703 4' x 6' x 1 3/4"



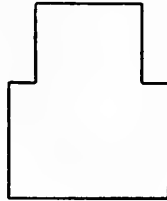





6713



6714



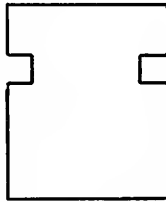
6715



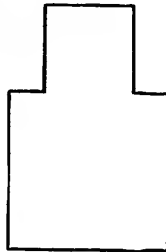
6720




6716




6717



6719



6721



6718

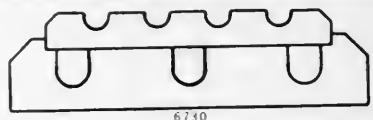


6722

HOT BED SASH BARS AND GREEN HOUSE MATERIAL.



6723



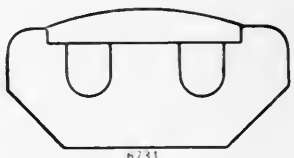
6730



6733



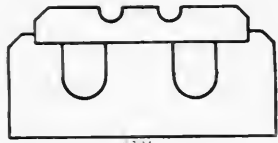
6724



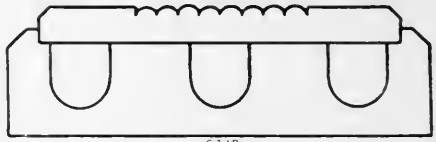
6731



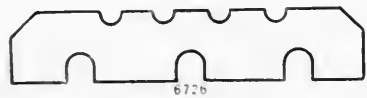
6734



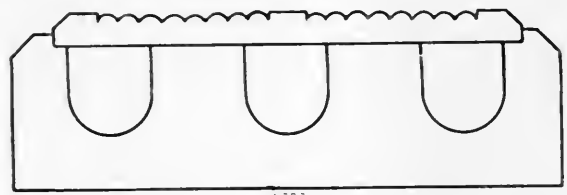
6725



6742



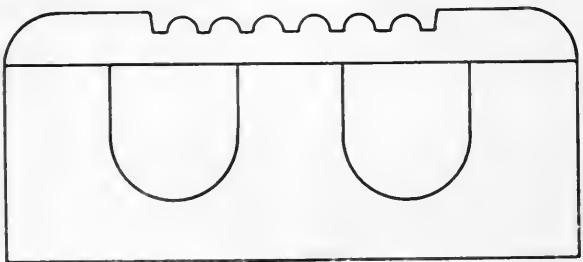
6726



6727



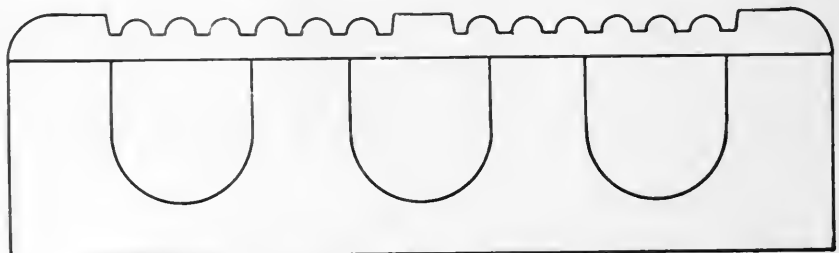
6735



6728




6736




6729


ELECTRICAL MOULDINGS.




6801  
Patent Ondoyant.




6802  
Patent Diaper.



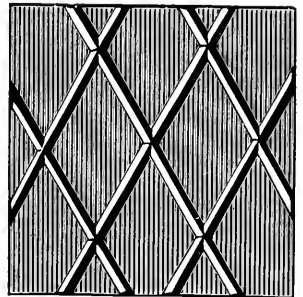
6803  
Patent Pyramidal.




6804  
Patent Venetian.




6805  
Patent Diamond Star.




6806  
Diamond Ribbed.




6807  
Patent Muranese.



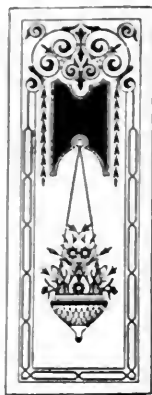
6808  
Plain Cathedral.




6809  
Ribbed.



6810



6811



6812



6813




6814




6815



6816




6817




6818




6819



6820



6821




6822




6823


SAND BLAST AND BEVELED PLATE.




6824



6825



6826



6827

GEOEMTRIC CHIPPED GLASS.



6828



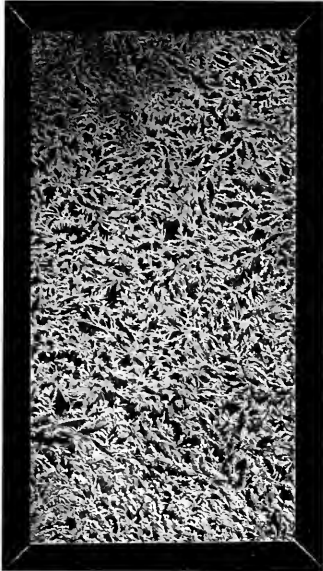
6829




6830




6831




6832 Chipped Bevel Plate.  
6833 Plain Glass with Imitation Bevel.



6834  
Clear Geometric Chipped.



6835  
Clear Geometric Chipped.



6836  
Clear Geometric Chipped.


CHIPPED GLASS.




6837



6838




6839



6840







6841



6842  
COLUMBIA.



6843



6844  
LONE FISHERMAN.



6845




6846



6847



6848




6849



6850




6851



6852



6853



6854



6855




6856




6857




6858




6860



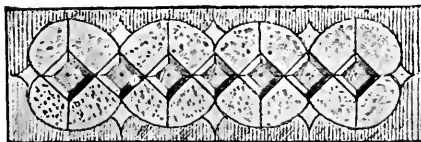
6859



6861




6862




6863


LEADED ART GLASS.



6864




6865



6866



6867




6868




6869



6870



6871




6872



6873



6874



6875

LEADED ART AND BEVELED PLATE.



6876




6877



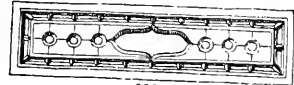
6878




6879



6880



6881



6882



6883



6884



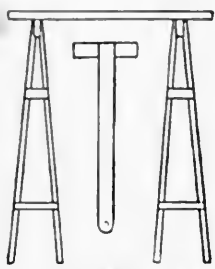
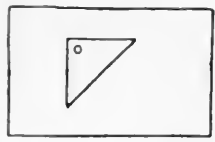
6885



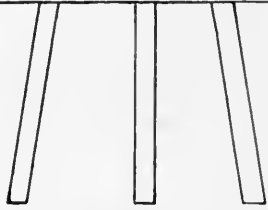

6886



6887



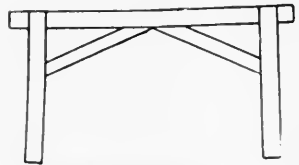
6901 Drawing Board Squares and Trestles 3 4 high



6902 Black Board 3' x 4'6"




6903 Bricklayer Trestles 6 ft.



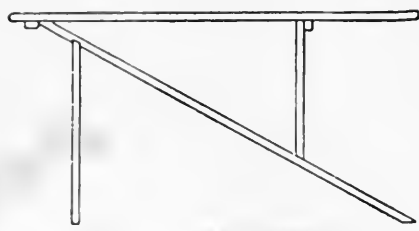
6904 Carpenter Trestles, 4 feet long.




6905 Straight Edge, 6 ft.



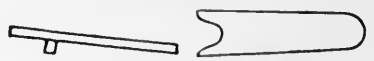
6906 Plumb Rule, 5'6"



6907 Folding Ironing Board 5'9".



6908 Plain Ironing Board, 5'9".



6909 Boot Jack 1'4".



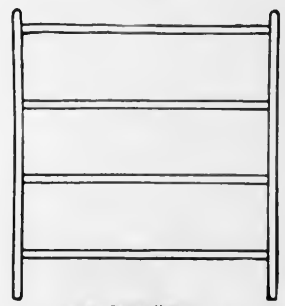
6910 8 ft. Clothes Props. 6911 10 ft.




6912 Wash Bench 4 ft.



6913 Any Size. Bricklayers Arches.

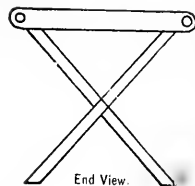


Folding Clothes Horses. 6914 4 Ft. High. 6915 5 ft. 6916 6 " " All 3 Sections.

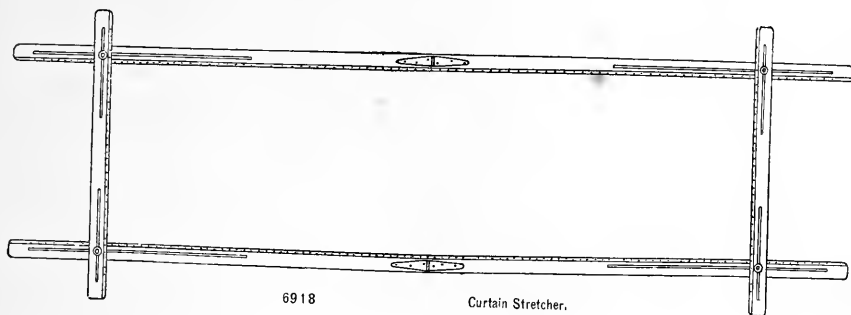


Quilting Frame.

6917



End View.




6918

Curtain Stretcher.

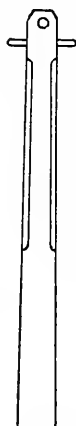


6919

Tree Boxes.



6920

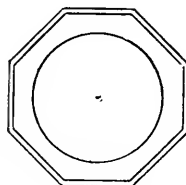


6921




6922

Hitch Post.




6923 Krekenole Board.



6924 Biscuit Board.



6925 Flag Staff.



Hen House



6926



Kennei 6927



6978  
Combination Step Ladder and Truck




6979  
Step Ladder 3 to 8 ft



6932  
Painters Ladder  
24 ft



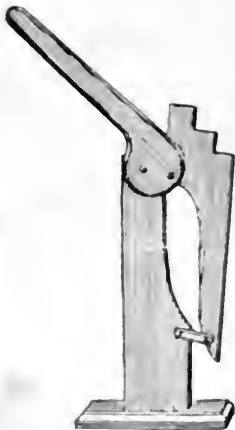
6933  
Extension 26 to 36 ft.




6930 Family Andy




6931 Slits




6934  
Little Giant Wagon Jack




6935  
One Bushel Adjustable  
Fruit Crate







Egg Crate Filled.  
6936 12 dozen.  
6937 6  
6938 4



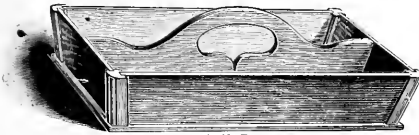
Egg Crate Closed.



6939 Egg Testers.



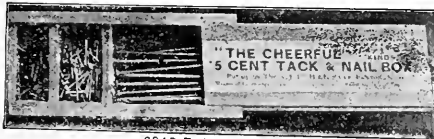
Egg Crate Folded.




6941 Knife Tray.



6940 Salt Boxes.



6942 Tack and Nail Box



6943 Tack and Nail Box



6944 Tack and Nail Box



6945 Clothes Bars 4 1/2 ft. of Hanging Space.



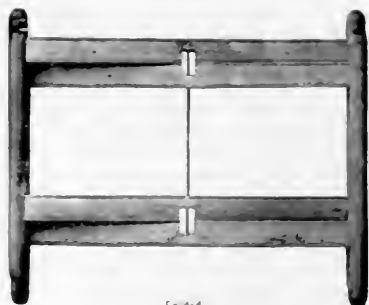
6946 Reversible Clothes Bars 4' 6" high



6955 Folding Bicycle Stand.



3 Sections.	Clothes Bars.	4 Sections.
6947 36" high.		6951 36" high.
6948 48" "		6952 48" "
6949 60" "		6953 60" "
6950 72" "		6954 72" "

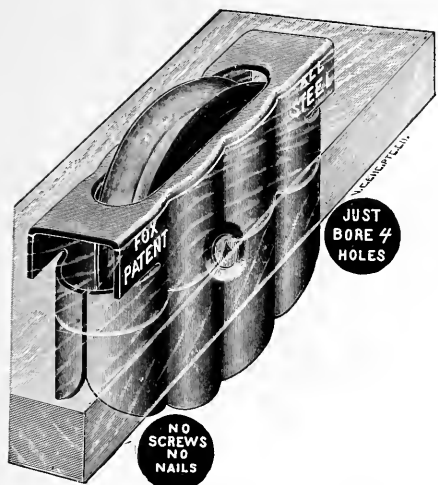


Folded.




In Use.


6956  
Reversible Folding Tub Stand.



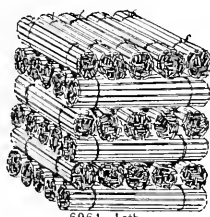
6957 Sash Pulley.




6958 Sash Cord, 6959 Weights.



6960 Shingles.




6961 Lath.



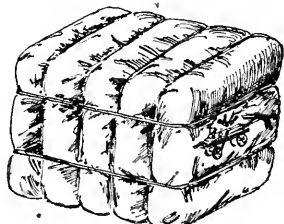
6962  
Hardwood Floor Scraper.





6963



6964




6965 Plasterer's Hair.



6966 Indian Clubs.  
4" long and up 3 1/2" dia and up






6967 Dumb Bells. 3 1/4" to 5 1/4" Dia




Barbells 6968 5 ft. and up



6969 Tappers 16" and up




6970 Ten Pin Balls.



6971 Croquet Mallets. 2' 9"




6972 Stakes



6973



Croquet Balls 3 1/4"




6974 Bats 20"



6975



Knicker Croquet



6976 Rolling Pins



6977




Checker Chips



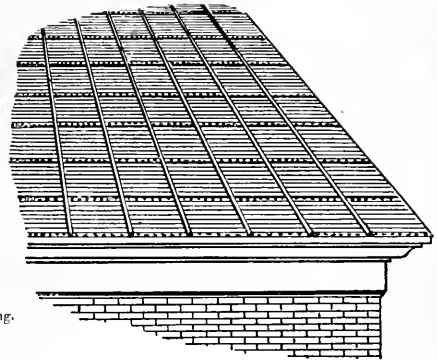
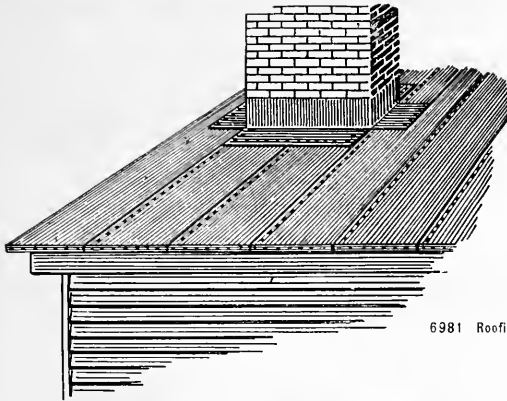

6978 2 1/2' dia Base Ball Bats Made to order



6979 Trapez Bars



6980 1 1/2' dia Turning Bars



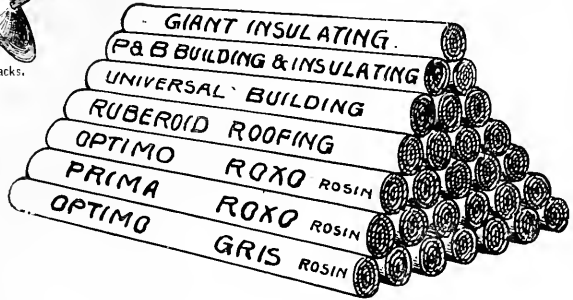
6981 Roofing.



6983 Ruberine.



6982 Tacks.



**RUBEROID ROOFING AND INSULATING PAPERS.**

We respectfully call the attention of our patrons to the rapidity with which "Ruberoid Roofing" is taking the place of Shingles and Metal roofs. The stock from which it is manufactured has a foundation composed of the best and strongest felt, and is impregnable to water, acid, heat, or alkali, and the material, which comes in rolls of 200 square feet each, is supplied with the necessary nails, washers, and cement, and is warranted to resist heat, water, acids, alkali, and other matters detrimental to the materials now commonly in use.

It is especially desirable for Tobacco Barns, Stables, Warehouses, and Dwellings, and its cost is much less than any other material now in use.

It is particularly prepared for covering Foundries, Factories, and Tanneries, Chemical, Acid, and Glass-works, and all structures continually exposed to sudden changes in temperature and to heat, gases, and moisture.

It is well adapted for Brewery, Distillery, and Milling structures, Car roofing, Refrigerators, and Ice plants. For the latter purposes, however, we handle exclusively

"P. & B."

and Giant Insulating Papers, 1 ply, 2 ply, 3 ply, and 4 ply, which is now universally used wherever it is desirable to retain a certain atmospheric condition, to exclude heat, air, moisture or corrosion. The Papers are put up in rolls of 1000 square feet, but can be furnished in smaller quantities.

The cost of putting down either the Roofing or Paper is nominal, and each package contains directions so simple that any intelligent laborer or boy can apply the same.

Send for samples and particulars.

**ROOFING AND INSULATING PAPERS.**



Approximate Weights of Windows.

1 3/4 Two Light Check Rail.

Size.	Open.	S. S. Gla.	D. S. Gla.
20 x 24	9 lbs.	21 lbs.	23 lbs.
20 x 28	11 lbs.	22 lbs.	25 lbs.
20 x 32	12 lbs.	23 lbs.	26 lbs.
20 x 36	12 1/2 lbs.	25 lbs.	28 lbs.
20 x 40	13 lbs.	26 lbs.	30 lbs.
24 x 30	11 1/2 lbs.	24 lbs.	26 lbs.
24 x 32	12 lbs.	25 lbs.	28 lbs.
24 x 36	13 lbs.	27 lbs.	30 lbs.
24 x 40	14 lbs.	29 lbs.	33 lbs.
26 x 30	12 lbs.	25 lbs.	28 lbs.
26 x 32	12 1/2 lbs.	26 lbs.	30 lbs.
26 x 34	13 lbs.	27 lbs.	31 lbs.
26 x 36	13 1/2 lbs.	28 lbs.	32 lbs.
26 x 40	14 lbs.	30 lbs.	34 lbs.
26 x 44	15 lbs.	32 lbs.	36 lbs.
26 x 48	16 lbs.	34 lbs.	39 lbs.
28 x 32	13 lbs.	28 lbs.	32 lbs.
28 x 36	14 lbs.	30 lbs.	34 lbs.
28 x 40	15 lbs.	32 lbs.	36 lbs.
28 x 44	16 lbs.	34 lbs.	38 lbs.
28 x 48	17 lbs.	36 lbs.	40 lbs.

Approximate Weight of Eight-Light Windows.

Size.	1 3/8th.		1 1/2th.	
	Open.	Gla.	Open.	Gla.
10 x 12	9 lbs.	18 lbs.	8 lbs.	15 lbs.
10 x 14	11 lbs.	19 lbs.	8 lbs.	18 lbs.
10 x 16	12 lbs.	22 lbs.	9 lbs.	20 lbs.
12 x 14	11 lbs.	23 lbs.	9 lbs.	19 lbs.
12 x 16	12 lbs.	24 lbs.	11 lbs.	22 lbs.
12 x 18	13 lbs.	27 lbs.	12 lbs.	25 lbs.
12 x 20	14 lbs.	32 lbs.	..	..
14 x 20	15 lbs.	35 lbs.	..	..
14 x 24	17 lbs.	40 lbs.	..	..

Approximate Weight of Twelve Light Windows.

Size.	1 3/8th.		1 1/2th.	
	Open.	Gla.	Open.	Gla.
8 x 10	..	..	6 lbs.	14 lbs.
8 x 12	..	..	8 lbs.	18 lbs.
8 x 14	..	..	8 lbs.	19 lbs.
10 x 12	11 lbs.	23 lbs.	9 lbs.	21 lbs.
10 x 14	11 lbs.	26 lbs.	9 lbs.	23 lbs.
10 x 16	12 lbs.	29 lbs.	10 lbs.	26 lbs.
10 x 18	13 lbs.	32 lbs.	10 lbs.	29 lbs.
10 x 20	14 lbs.	34 lbs.	11 lbs.	31 lbs.
12 x 20	14 lbs.	36 lbs.	11 lbs.	33 lbs.
12 x 24	15 lbs.	42 lbs.	12 lbs.	39 lbs.

Blinds 12 L 10 x 12 x 1 3/8 20 lbs.

Blinds 12 L 10 x 16 x 1 3/8 25 lbs.

Blinds 12 L 10 x 18 x 1 3/8 28 lbs.

Blinds 12 L 10 x 20 x 1 3/8 31 lbs.

Doors 4 Pan. 3 x 8 x 1 3/8 56 lbs.

Doors 4 Pan. 3 x 7 x 1 3/8 48 lbs.

Doors 4 Pan. 2.8 x 6.8 x 1 3/8 38 lbs.

Doors 4 Pan. 2.6 x 6.6 x 1 3/8 35 lbs.

Doors 4 Pan. 2 x 6 - x 3/8 15 lbs.

Moulded Doors add 5 lbs. per side.

For 1 3/8 doors add 25% to 1 3/8 doors.

Inside Blinds 24 x 36 24 lbs.

Moulding 3/8 x 3/8 per 100 ft. 15 lbs

Sash Cord per 100 ft. 3 lbs.

Weight of a Four-Light Window is practically the same as Two-Light of same length.

SYNOPSIS OF DOYLE'S LOG RULES.

Dia	10 ft.	12 ft.	14 ft.	16 ft.	18 ft.	20 ft.
10	23	27	32	36	41	46
11	30	37	43	49	55	61
12	40	48	56	64	72	80
13	50	61	71	81	91	101
14	62	75	88	100	112	125
15	75	91	106	121	136	151
16	90	108	126	144	162	180
17	105	126	144	169	190	211
18	122	147	171	196	220	244
19	140	169	197	225	253	280
20	160	192	224	256	288	320
21	180	217	253	289	325	361
22	202	243	283	324	364	404
23	226	271	313	359	406	452
24	250	300	350	400	450	500
25	275	331	386	441	496	550
26	302	363	433	484	544	605
27	330	397	483	530	596	661
28	360	432	544	576	648	720
29	391	469	607	625	703	782
30	422	507	681	676	761	845
31	456	547	757	729	820	912
32	490	588	836	784	882	986
33	526	631	917	841	946	1052
34	562	675	1000	900	1012	1125
35	601	721	1084	961	1081	1202
36	640	768	1171	1024	1152	1280
37	680	817	1261	1089	1225	1361
38	723	867	1353	1156	1300	1446

LUMBER TABLE.

SIZE.	10.	12.	14.	16.	18.	20.	22.	24.
2 x 4	6 3/4	8	9 1/2	10 3/4	12	13 1/2	14 3/4	16
2 x 6	10 1/2	12	14 1/2	16 1/2	18	20 1/2	22	24
2 x 8	13 1/2	16	18 1/2	21 1/2	24	26 3/4	29 1/2	32
2 x 10	16 3/4	20	23 1/2	26 3/4	30	33 1/2	36 3/4	40
2 x 12	20	24	28	32	36	40	44	48
4 x 4	13 1/2	16	18 1/2	21 1/2	24	26 3/4	29 1/2	32
4 x 6	20	24	28	32	36	40	44	48
4 x 8	30	36	42	48	54	60	66	72
4 x 10	40	48	56	64	72	80	88	96
6 x 8	53 1/2	64	74 1/2	85 1/2	96	106 3/4	117 1/4	128
8 x 8	66 3/4	80	93 1/4	106 3/4	120	133 1/4	146 3/4	160
8 x 10	80	96	112	128	144	160	176	192
8 x 12	96	115 1/4	135 1/4	155 1/4	175 1/4	195 1/4	215 1/4	235 1/4

LENGTH OF RAFTERS.

To obtain the length of Rafters multiply the straight length for 1/4 pitch by 1.414, 1/2 pitch by 1.5, 3/4 pitch by 1.732, Full pitch by 2.0.

Add to above obtained lengths the required projections at eaves.

**Weight Per Foot,  
SQUARE AND ROUND IRON.**

(Estimated.)

From W. B. Belknap & Co. Catalogue.

Size.	Square	Round	Size.	Square	Round
1-16	.013	.01	2 1/4	23.3	18.3
1/8	.053	.04	2 1/2	25.6	20.1
3-16	.119	.12	2 3/4	28.0	22.0
1/4	.211	.165	3	30.4	23.9
5-16	.330	.26	3 1/4	33.0	26.0
3/8	.475	.38	3 1/2	35.7	28.1
7-16	.647	.51	3 3/4	38.5	30.3
1/2	.845	.67	3 1/2	41.4	32.5
9-16	1.07	.84	3 3/4	44.5	34.9
5/8	1.32	1.05	3 3/4	47.6	37.4
11-16	1.60	1.25	3 3/4	50.8	39.9
3/4	1.90	1.50	4	54.1	42.5
13-16	2.23	1.75	4 1/4	57.5	45.2
7/8	2.58	2.03	4 1/4	61.1	48.0
15-16	2.97	2.33	4 1/4	64.7	50.9
1	3.38	2.66	4 1/2	68.5	53.8
1 1/8	4.28	3.36	4 1/2	72.3	56.8
1 1/4	5.28	4.17	4 1/2	76.3	59.9
1 1/2	6.39	5.02	4 1/2	80.4	63.1
1 3/4	7.61	5.97	5	84.5	66.8
1 7/8	8.93	7.01	5 1/4	88.8	70.8
2	10.4	8.13	5 1/4	93.2	75.2
2 1/8	11.9	9.34	5 1/4	97.7	79.7
2 1/4	13.5	10.6	5 1/2	102.	80.3
2 1/2	15.3	12.0	5 1/2	107.	84.0
2 3/4	17.1	13.5	5 1/2	112.	87.8
2 7/8	19.1	15.0	5 1/2	117.	91.7
3	21.1	16.7	6	122.	95.6

**Weight Per Foot,  
FLAT BAR IRON.**

(Estimated.)

From W. B. Belknap & Co. Catalogue.

Width.	THICKNESS.					
	1-16 in.	1/8 in.	3-16 in.	1/4 in.	5/16 in.	3/8 in.
1 1/4	.21	.42	.63	.84	1.26	1.68
1 1/2	.24	.48	.71	.95	1.42	1.90
1 3/4	.29	.58	.87	1.16	1.58	2.11
2	.32	.64	.95	1.27	1.74	2.32
2 1/8	.34	.69	1.01	1.37	1.86	2.53
2 1/4	.37	.74	1.11	1.48	2.01	2.74
2 1/2	.40	.79	1.19	1.58	2.17	2.95
2 3/4	.42	.84	1.26	1.68	2.33	3.16
3	.45	.90	1.34	1.79	2.49	3.38
3 1/8	.48	.95	1.42	1.90	2.65	3.60
3 1/4	.50	1.00	1.50	2.00	3.00	4.00
3 1/2	.53	1.06	1.58	2.11	3.16	4.21
3 3/4	.55	1.11	1.66	2.21	3.32	4.42
4	.58	1.16	1.74	2.32	3.48	4.64
4 1/8	.61	1.21	1.82	2.42	3.63	4.84
4 1/4	.64	1.27	1.90	2.53	3.80	5.06
4 1/2	.69	1.38	2.00	2.74	4.11	5.48
4 3/4	.74	1.48	2.22	2.95	4.43	5.90
5	.79	1.59	2.37	3.10	4.74	6.32
5 1/8	.84	1.68	2.53	3.37	5.05	6.74
5 1/4	.90	1.80	2.69	3.58	5.36	7.16
5 1/2	.95	1.90	2.84	3.79	5.69	7.58
5 3/4	1.00	2.00	3.00	4.00	6.00	8.00
6	1.05	2.11	3.16	4.21	6.32	8.42
6 1/8	1.11	2.21	3.32	4.42	6.63	8.84
6 1/4	1.16	2.32	3.47	4.63	6.95	9.26
6 1/2	1.21	2.42	3.63	4.84	7.26	9.68
6 3/4	1.27	2.53	3.80	5.05	7.58	10.10

**Sizes and Number of Nails to lb.**

Size.	Description.	Common Flat Nails.		Standard Wire Nails.	
		Length	No. of nails to lb.	Approx. Size.	No. of nails to lb.
2d	Fine Blued	Inches	In.	No.	No.
3d	"	1	1	17	1,550
3d	"	1 1/8	1 1/8	16	1,015
2d	Common	1	1	16	1,140
3d	"	1 1/8	1 1/8	15	508
4d	"	1 1/2	1 1/2	13 1/2	357
5d	"	1 3/4	1 3/4	13	274
6d	"	2	2	12 1/2	216
7d	"	2 1/8	2 1/8	12	180
8d	"	2 1/2	2 1/2	11	112
9d	"	2 3/4	2 3/4	11	95
10d	"	3	3	9 1/2	80
12d	"	3 1/2	3 1/2	9	57
16d	"	3 3/4	3 3/4	8	46
20d	"	4	4	6 1/2	31
30d	"	4 1/2	4 1/2	5 1/2	24
40d	"	5	5	4 1/2	21
50d	"	5 1/2	5 1/2	3 1/2	15
60d	"	6	6	3	12


**WEIGHT OF METALS.**

Estimated per square foot in pound.

Thickness.	Wrought Iron and Steel.	Cast Iron and Zinc.	Copper and Brass.	Lead.
1/32 in.	1.20	1.17	1.44	1.84
1-16 "	2.53	2.34	2.89	3.69
1/8 "	5.05	4.69	5.78	7.38
3-16 "	7.60	7.03	8.67	11.07
1/4 "	10.10	9.38	11.56	14.76
5-16 "	12.65	11.73	14.45	18.45
3/8 "	15.20	14.07	17.34	22.14
1/2 "	20.25	18.77	23.12	29.53
3/4 "	30.50	27.54	34.24	43.29

21 gauge is nearest to 1/32 in. 16 gauge is nearest to 1-16 in. 11 gauge is nearest to 1/8 in.

**WIRE GAUGE.**



FULL SIZE.



**USEFUL HINTS.**

**WHITEWASH FOR WALLS.**—Soak  $\frac{1}{2}$  pound of glue over night in tepid water. The next day put it into a tin vessel with a quart of water, set the vessel in a kettle of water over a fire, keep it there until it boils, and then stir until the glue is dissolved. Next put from 6 to 8 pounds Paris white into another vessel, add hot water, and stir until it has the appearance of milk or lime. Add the sizing, stir well, and apply in the ordinary way, while still warm. Except on very dark and smoky walls and ceiling, a single coat is sufficient. It is said to be nearly equal in brilliancy to zinc white, and is very highly recommended by those who have used it.

**WHITEWASH FOR OUTSIDE WORK.**—Take good quick lime, half a bushel, slack in the usual manner, and add 1 pound of common salt,  $\frac{1}{2}$  pound of sulphate of zinc (white vitriol) and 1 gallon of sweet milk. The salt and the white vitriol should be dissolved before they are added, when the whole should be thoroughly mixed with sufficient water to give the proper consistency. The sooner the mixture is then applied the better.

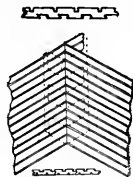
**TO MAKE PAINT WITHOUT OIL, OR LEAD.**—Whiting, 5 pounds; skimmed milk, 2 quarts; fresh slacked lime, 2 ounces. Put the lime into a stone-ware vessel, pour upon it a sufficient quantity of milk to make a mixture resembling cream, the balance of the milk is then to be added, and lastly, the whiting is to be crumbled upon the surface of the fluid, in which it gradually sinks. At this period it must be well stirred in, or ground, as you would other paint, and it is fit for use. There may be added any coloring matter that suits the fancy, to be applied in the same manner as other paints, and in a few hours it will become perfectly dry. Another coat may then be added, and so on, until the work is done. It is said this paint is of great tenacity, bears rubbing with a coarse cloth, has little smell, even when wet, and when dry is inodorous. It also possesses the merit of cheapness.

**TO PREPARE GLUE READY FOR USE.**—To any quantity of glue use common whisky instead of water. Put both together in a bottle, cork it tight and let it stand for three or four days, when it will be fit for use without application of heat. Glue thus prepared it is said will keep for years, and is at all times fit for use, except in very cold weather, when it should be set in warm water before using. To obviate the difficulty of the stopper getting tight by the glue drying in the mouth of the vessel, use a tin vessel with the cover fitting tight on the outside, to prevent the escape of the spirit by evaporation. A strong solution of isinglass, made in the same manner, is said to be an excellent cement for leather.

**TO RESTORE FURNITURE OR ANY VARNISHED WOODWORK.**—An experienced mechanic is authority for the statement that the best preparation for restoring furniture, especially that somewhat marred or scratched, is a mixture of three parts of linseed oil and one part spirits of turpentine. It not only covers the disfigured surface, but restores the wood to its original color, and leaves a lustre upon the surface. Put on with a woolen cloth and rub with dry woolen.

**TO CLEAN DISCOLORED GLASS.**—Glass that appears smoky may be cleaned by applying diluted nitric acid, when soap, turpentine, alcohol or scouring with whiting would make no impression on it. Water of ammonia is also effective.

**TO PUT ON BYRKETS, SHEATHING AND LATH.**



Use square studs at corners in framing building, and begin lathing from the floor and wall up by interlocking joints at corners.

Do not drive up the sheathing lath tight, as you would flooring, but let it come together loose. Drive 8d. nails through each lath, or thick part, at every stud. This makes your building firm in every respect, and will prevent cracking of plastering, unless your foundation settles. Be sure to cross or interlock the corners, as shown above.

**Number of Pounds in a Bushel of Grain, Fruit Vegetables, etc.**

	LBS.
Barley . . . . .	48
Beans . . . . .	60
Bluegrass seed . . . . .	14
Bran . . . . .	20
Buckwheat . . . . .	52
Castor Beans . . . . .	46
Clover Seed . . . . .	60
Coal . . . . .	72
Corn, Shelled . . . . .	56
Corn in the ear . . . . .	70
Corn Meal . . . . .	50
Dried Apples . . . . .	24 to 28
Dried Peaches . . . . .	28 to 33
Flax Seed . . . . .	56
Hemp Seed . . . . .	44
Hominy . . . . .	60
Hungarian Grass Seed . . . . .	48 to 53
Hair for Plastering . . . . .	8
Lime . . . . .	80
Millet Seed . . . . .	50
Oats . . . . .	32 to 34
Onions . . . . .	57
Potatoes, Irish . . . . .	60
Salt, fine . . . . .	50 to 56
Timothy Seed . . . . .	45
Wheat . . . . .	60
Potatoes, Sweet . . . . .	55
Peas . . . . .	60
Rye . . . . .	56
Salt . . . . .	50



## Periods When to Make Money.

Taken from an old business card of the Michigan Lumber Co. Found at Malvern, Ark., in 1891.

Years in which panics have and will occur again. Their regular cycles are 16, 18 and 20 years and repeat 16, 18 and 20.



## Wooden Cards.

FOR BUSINESS ADVERTISING THEIR UNIQUENESS MAKES THEM OF GREAT VALUE.

No.	Width inches.	Height inches.	Cost Blanks, \$1.50 per 100.	No.	Width inches.	Height inches.	Cost Blanks \$1.00 per 100.
7	2 1/4	x 1 1/4	60	10 B	4	x 2 7/8	1.00
7 A	2 1/4	x 1 3/8	60	11	4 1/4	x 2 1/2	1.00
7 B	2 1/4	x 2	60	11 A	4 1/4	x 2 7/8	1.00
8	3 1/8	x 1 3/8	60	11 B	4 1/4	x 3 1/8	1.00
8 A	3 1/8	x 2	70	12	4 1/4	x 2 7/8	1.00
8 B	3 1/8	x 2 1/4	70	13	5 1/8	x 3 1/4	1.25
9	3 1/2	x 2	70	14	5 1/2	x 3 1/2	1.50
9 A	3 1/2	x 2 1/4	80	15	6	x 3 3/8	1.75
9 B	3 1/2	x 2 1/2	80	15 A	6	x 4 1/4	2.00
10	4	x 2 1/4	80	15 B	6	x 4 7/8	2.50
10 A	4	x 2 1/2	90	A BARONIAL	4 1/2	x 3 1/2	1.25

If ordered in lots of 500 or more, will allow you a discount of... per cent.

Cards neatly printed to order. Type used at 25 cents per 100 more than List Price, when but one line is required, as Personal Cards, Etc. For additional matter add 5 cents per line extra

P. C. GERNERT, Louisville, Ky.

# Index.

	PAGE		PAGE
Acorns	75	Carved Brackets	48, 51, 55, 61, 64, 66
Adjustable Chair Desks	302	Carved Caps	55, 57
Adjustable Fruit and Egg Crates	322, 323	Carved Casings and Casing Heads, 226 to 229, 233 to 238	
Adjustable Gable Ornaments	160, 161	Carved Moulding	37 to 40, 42 to 47
Adjustable Screens	196, 197	Carved Ornaments	48 to 67
Air Grates	181	Carved Panels	51, 66, 67
Angle Brackets	106, 108 to 111	Casing	11 to 14, 29 to 31, 33, 35, 123, 125 to 127, 184 to 192, 226 to 238
Aprons	13, 14	Casing Blocks	68 to 73
Arbor Arches	111	Cathedral Glass	309
Arches	320	Cedar Closets	251 to 254
Arch Spindles	76, 77, 80 to 82, 85 to 87	Ceiling	27
Art Casings	226 to 238	Ceiling Weights	328
Art Glass	309 to 319	Cellar Doors, Frames and Sash	181 to 183, 195
Art Moulding	33, 35 to 47	Cellar Steps	182
Art Moulded Doors . 208 to 210, 212 to 216, 234 to 236		Cement	325, 327
Art Newels	267 to 271	Center Blocks	69, 70, 72, 73
Art Wainscoting	239, 240	Chairs	302, 303
Astragals	8, 31, 34	Chair Back Ornaments	63, 65
Balls and Halves	75, 82 to 84, 326	Chair Rail	31, 35
Balusters	77, 78, 81, 112, 271 to 273	Checker Chips	326
Baluster Stock	31	Chicken House	321
Balustrade	128 to 134	Chipped Glass	311 to 315
Band Moulding	5, 6, 8, 30, 33, 34	Chips	326
Band Mould Casing	30, 33	Church Frames	192
Bank Fixtures	224, 225	Church Furniture	302
Bar Bells	326	Church Windows and Doors	192
Barber Cases	249	Circle Head Blinds	199, 200
Bars	326	Circular Measurements	328
Barn Sash	195	Circle Sash and Transoms	173, 174, 176, 177, 189, 191 to 193
Barn Siding	27	Circle Windows	189, 191 to 193
Base	15, 16, 28, 35	Cleats	31
Base Ball Bats	326	Clothes Horses	320, 324
Base Blocks	69 to 73	Clothes Props	320
Base Corners	88	Columns	90 to 95
Base Moulding	5, 15, 16, 28, 35	Combination Truck and Step Ladder	322
Base Strip	7, 10	Cord	325
Bath Room Presses	254	Corinthian Caps	55
Battons	8, 11, 181	Corinthian Columns	93
Batton Doors	181, 182	Corner Beads	7, 31, 89
Bay Windows	152 to 156	Corner Blocks	68, 70 to 73
Bead Moulding	7, 8, 10, 31, 33	Corner Brackets	108, 110, 111
Bed Moulding	4, 5	Corner Strips	18, 19
Benches	303, 320, 324	Cornices	157 to 178
Bevel Siding	27	Cornice Brackets	103 to 111, 113 to 116
Beveled Plate Glass	310, 313, 316 to 319	Cots	303
Bicycle Stands	324	Counters	222 to 225
Billies	326	Counter Legs	79, 112
Biscuit Boards	321	Coves	2, 7
Black Boards	320	Cresting	101, 102
Blinds	182, 196, 198 to 200	Croquet Mallets and Balls	326
Blind Doors	182, 196	Crown Moulding	1 to 4, 33, 36, 37, 39, 40, 43, 46, 47
Blind Slats	10	Cubic Measurements	328
Blind Weights	329	Cupboards	251 to 254
Blocks (Center)	69, 70, 72, 73	Cupboard Sash	195
Blocks (Corner)	68, 70 to 73	Curtain Rings	82
Blocks (Head)	69 to 73	Curtain Rods	7, 83
Board Measurements	328, 329	Curtain Stretchers	321
Book Cases	228, 249, 250	Cut Moulding	37 to 40, 42 to 47
Boot Jacks	320	Dentils	44 to 47, 101, 102
Borders	36 to 47, 237, 241 to 243	Desks	302
Bowling Alley Appliances	326	Dog Houses	321
Boxes	323	Doors	181, 182, 192, 196, 197, 202 to 218, 227 to 236
Box Frames	17, 18, 20, 183	" (Art Moulded)	208 to 210, 212 to 216, 234 to 236
Brackets	103 to 111, 113 to 116	" (Batton)	181, 182
Brackets (Carved)	48, 51, 55, 61, 64, 66	" (Cellar)	181, 182
Bracket Shelves	279	" (Double)	206, 213, 214 to 218
Bricklayers Arches and Trestles	320	" (Front)	208 to 216
Bricklayers' Information	328	" (Marginal Light)	211, 212
Brick Measurements and Weights	328	" (Moulded)	205 to 206, 208 to 216, 234 to 236
Building Paper	327	" (Panel)	202 to 206, 227 to 233
Bulkhead Rail	23, 24, 25	" (Sash)	207 to 221, 234, 236
Cabinets	228, 249 to 254, 301, 322	" (Screen)	196
Camp Stools	303	" (Store)	217, 221
Capitals	55, 57	Door Blinds	182, 196
Caps	55, 123 to 127, 238, 307		
Car Moulding	4, 5, 8, 9, 10, 19, 30, 32, 33		
Cards	332		
Carpenters' Trestles or Horses	320		
Carpet Strips	11		

	PAGE
Door Brackets	113, 10, 116
Door Caps	128 to 127, 184 to 190
Door Frames	183, 184
Door Hoods	118, 122
Door Moulding	5, 8, 9, 31, 33, 34, 39 to 47
Door Sills	21
Door Strips	11, 16
Door Weights, etc.	329
Ionic Caps	55, 92 to 95
Ionic Columns	92 to 95
Isowels	82, 83
Draftsman's Outfit	320
Drawing Board and Squares	320
Drapery	101, 102
Drip Caps	18, 19, 32, 307
Drops	75, 88
Drop Scroll	90, 99, 101, 102
Drop Siding	27
Dry Lumber Weights	328
Dry Measures	328, 331
Dumb Bells	329
Eastlake Blocks	68 to 70
Eastlake Casing	12, 13, 29, 30
Eave Brackets	103 to 112, 113 to 117
Egg and Dart Moulding	33, 38, 39, 40, 49, 47
Egg and Fruit Crates	322, 323
Egg Testers	323
Electrical Moulding	308
Elliptic Sash	178, 193
Embossed Panels	60 to 65, 97
Embossed Moulding	35 to 40
Extension Ladders	322
Eye Winker Frames	162
Face Brackets	117
Fancy Butt Shingles	181
Felt Strips	33
Fence Pickets	112
Festoons	50, 52, 53, 89
Finials	88, 97, 99
Finish	226 to 247
Fire-proof Doors	147
Flag Staffs	321
Floors	241 to 243
Floor Scrapers	325
Flooring Memoranda	328
Flower Stands	304
Fly Screens	166, 167
Folding Bicycle Stands	324
Folding Chairs, Cots and Lawn Seats	302, 303
Folding Clothes Horses	320, 321
Folding Crates	322, 323
Folding Ironing Boards	320
Folding Tub Stands	324
Foot Rail	24, 25, 31
Frames	17, 18, 20, 21, 32, 181, 183 to 192
Fret Work	229, 230, 241 to 248
Front Doors	208 to 216, 244 to 256
Fruit and Egg Crates	322, 323
Furniture Ornaments	35 to 47
Furniture Spindles	76, 77, 80 to 82, 85 to 87
Gable Cornices	10, 10, 178
Gable Finish	88, 97 to 103, 169 to 180
Gable Frames	183
Gable Windows	173 to 179, 192, 193
Gates	182
Geometric Chipped Glass	311, 313, 314
Glass	299 to 310
Glass Beads and Moulding	8, 10, 36, 38, 10 to 41, 41 to 47
Gothic Blinds	169, 200
Gothic Frames	192
Gothic Sash	175, 192
Gothic Windows and Doors	192
Grain Weights	331
Grape Arbor Arches	111
Grates	181
Grate Battons	181
Grate Frames	181, 183
Green House Bars	22, 369
Green House Materials	22, 195, 305 to 307
Green House Sash	165
Grille Spindles	76, 77, 80 to 83, 85 to 87
Grille Work	229, 230, 241 to 248
Gymnasium Apparatus	326

	PAGE
Hair	325
Half Round Moulding	7
Hand Rail	23, 26, 274 to 277
Hanging Stiles	18
Hardwood Floors	241 to 243
Hardwood Floor Scrapers	325
Hardwood Weights	328
Head Blocks	69 to 73
Hearth Strips	31
Hen Houses	321
Hip Cornices	157 to 159
Hitch Posts	88, 321
Horses	320, 324
Hood Brackets	118 to 122
Hook Strips	31
Hot Bed Sash	195, 305, 307
Hot House Bars	22, 369, 307
Ice Chests	268 to 301
Imposts	32
Indian Clubs	329
Inside Blinds	199
Inside Casings	11 to 14, 29 to 31, 25, 123, 125 to 127, 226 to 238
Insulating Paper	327
Interior Finish	226 to 267
Ionic Caps	55, 57
Ionic Columns	93 to 95
Ironing Boards	320
Jacks	320, 322
Jamb	17, 20, 32
Jamb Lining	18
Joists and Scantling (Weights and Measures)	328
Kennels	321
Kitchen Cabinets	301, 322
Kitchen Presses	251 to 254
Knife Trays	323
Krokonole Chips	326
Krokonole Boards	321
Ladders	322
Lath	325, 328, 331
Landing Newels	267, 270
Lattice Doors	182, 166
Lattice Gates	182, 166
Lattice Strips	11
Lawn Seats	303
Leaded Art Glass	316 to 319
Lime	325, 328
Lineal Measurements	328, 329
Linen Presses	251 to 254
Liquid Measurements	328
Log Measurements	329
Lookouts	111
Louvre Frames	179, 180
Lumber Weights and Measurements	328, 329
Mallets	326
Mantels	226, 227, 278 to 297
Mantel Shelves	279
Marginal Light Doors	211, 212
Marginal Light Sash and Transoms	179, 192 to 195
Measurements	328 to 331
Mechanic Cases	253, 254
Meeting Rails	22
Metal Weights	330
Miscellaneous Information	328 to 331
Modillions	113 to 116
Monblings	pages 1 to 47
Apron	13, 14
Art	33, 35 to 49, 42 to 47
Astragal	8, 31, 34
Band	5, 6, 8, 33, 34
Base	5, 15, 16, 28, 35
Batton	8, 11
Bead	7, 8, 10, 31, 11
Bed	4, 5
Blind Slat	10
Cap	1, 5, 8 to 10, 19, 30, 33
Carpet Strip	11
Carvel	37 to 40, 42 to 47
Casing	11 to 14, 29 to 31, 35
Chair Rail	31, 35
Corner Strip and Bead	7, 18, 19, 31
Crown	1 to 4, 33, 36, 37, 39, 49, 13, 46, 47
Door	5, 8, 9, 31, 33, 31, 36 to 47



	PAGE
Mouldings—(Continued.)	
Drip Cap	19, 32
Egg and Dart	33, 38 to 40, 47
Electrical	308
Embossed	35 to 40
Glass Bead	8, 10, 36, 38 to 41, 44 to 47
Half Round	7
Hearth Strip	31
Impost	32
Jamb	17, 20, 32
Lattice	11
Nosing	8, 10
Panel	4, 5, 8, 9
Parting Strip	10
Partition Frame	32
Picture	8, 38
Quarter Round	7
Rail	23 to 26, 31, 274 to 277
Rope	41
Round, Half and Quarter	7
Sash Stock	22, 307
Scotia	2, 7
Screen	10
Shelf Cleat	31
Shoe and Strip	10
Stair	7, 8, 273 to 277
Stool	13, 14
Strip	11
Sub-Sill	14
Threshold	11
Transom Bar	18, 32
Turned Bead	41
Twisted	41
Wainscoting Cap	8, 9, 33
Moulded Doors	205, 206, 208 to 216, 234 to 236
Moulding Weights	329
Mullion Window Frames	185 to 190, 192
Muntins	22
Nail Boxes	328, 333
Nail Memoranda	328, 330
Newel Ornaments	48 to 51, 56 to 67
Newel Posts	88, 89, 258 to 267, 268 to 271
Newel Tops	75, 267 to 271
Nosing and Scotia	7, 8, 10
O. G. Battens	11
Office Fixtures	224, 225
Oriels	152 to 156
Oriel Windows	152 to 156, 191 to 194
Ornaments	48 to 67, 74, 75, 82, 84, 99 to 112
Ornamental Chipped Glass	311, 313 to 315
Ornamental Panels	51, 60 to 67
Ornamental Shingles	181
Outside Blinds	182, 200
Outside Casing	184 to 190
Painters' Ladders	322
P. C. Strips	10
Panels	51, 60 to 67
Panel Doors	202 to 206, 227 to 233
Panel Moulding	4, 5, 8, 9
Panel Shutters	200
Panel Wainscoting	226 to 231, 239, 240
Pantry Frames	190
Pantry Presses	251 to 254, 322
Pantry Windows	190, 195
Parquetty Borders	241, 243
Parquetty Floors	241, 243
Parting Strips	10
Partition	27
Partition Frames	32
Partition Shoe	10, 25
Pavement Measurements	328
Pickets	112, 328
Picket Gates	182
Picture Moulding	8, 38
Pilaster Caps	55, 57
Plasterers' Hair	325
Plasterers' Material	325
Plasterers' Memoranda	328, 331
Plinth Blocks	69 to 73
Plumb Rules	320
Pocket Window Frames	191
Poles	321
Porches	128 to 151
Porch Balusters	76 to 78, 112
Porch Balustrade	130 to 134

	PAGE
Porch Brackets	103 to 111
Porch Columns	90 to 95
Porch Column Caps	55
Porch Posts	88 to 95
Porch Rails	23 to 25, 31
Porch Scroll	101 to 112
Portier Spindles	76, 77, 80 to 82, 85 to 87
Portier Work	244 to 248
Post Tops	75, 84
Pressed Corner Blocks	68 to 73
Pressed Moulding	35 to 40
Pressed Ornaments	58 to 65
Presses	251 to 254, 322
Props	320
Pulleys	325
Pulley Stiles	17, 18
Quarter Round Moulding	7
Queen Anne Sash	193 to 195
Quilting Frames	321
Rails	23 to 26, 31, 274 to 277
Railing	128 to 151
Railing Balusters	77, 78, 112, 271 to 273
Railing Spindles	76 to 81, 85 to 87
Refrigerators	298 to 301
Return Beads	7
Reversible Clothes Bars	320, 324
Ribbed Glass	309
Risers	273
Rolling Pins	326
Roofing Material	327
Roofing Measurements and Information	328
Rope Moulding	41
Rosettes	51, 58 to 61, 64, 74, 75, 82
Round Moulding	7, 41
Ruberine	327
Ruberoid Roofing	327
Rules	320
Running Scroll	101, 102
Safety Step Ladders	322
Salt Boxes	323
Sand	328
Sand Blast Glass	310, 312, 315
Sash Bars	22, 306
Sash Cord	325
Sash Doors	207 to 221, 234 to 236
Sash Pulleys	325
Sash Rails	22, 307
Sash Stiles	22, 307
Sash Weights	325
School Furniture	302
Scotia	2, 7
Scrapers	325
Screens	196, 197, 199, 248
Screen Brackets	197
Screen Doors and Windows	196, 197
Screen Slide	10, 166, 197
Screen Sticks	196, 197
Screen Strips	10, 197
Scroll Balusters	112
Scroll Brackets	103 to 111
Scroll Ornaments	96 to 112
Segment Head Blinds	199, 200
Segment Windows	175, 191, 193
Segment Transoms	177, 190, 191
Shelf Cleats	31
Shelf Cornices	222, 223
Shelf Edges	31
Shelving	31, 222, 223
Shingles	181, 325, 328
Shoe	10
Shoe Strip	10
Show Sash	195
Show Windows	219, 221
Siding	27
Shutters	182, 197 to 200
Side-Boards	227, 249 to 254
Sills	14, 21, 307
Skeleton Box Frames	183
Sliding Door Mould	33, 34
Spiral Brackets	105 to 111
Spindles	76, 77, 80 to 85, 85 to 87
Spindle Arches	244 to 248
Spindle Brackets	104, 110
Squares	320

	PAGE
Square Measurements	328
Square Turnings	76, 78, 79, 80
Stair Balusters	258 to 266, 271 to 273
Stair Brackets	267
Stair Cases	255 to 266
Stair Moulding	7, 8, 273 to 277
Stair Newels	258 to 271
Stair Nosing and Scotia	7, 8
Stair Ornaments	48 to 51, 56 to 67, 267
Stair Rail	26, 274 to 277
Stair Risers	273
Stair Treads	273
Stair Work	255 to 277
Stakes	329
Stands	304, 324
Star Scrolls	66
Step Ladder	322
Stilts	322
Stone Memoranda	328
Stools	13, 14
Stop Strips	10, 33
Store Doors	217 to 221
Store Fixtures	222 to 225
Store Fronts	219 to 221
Store Screens	166, 248
Straight Edges	320
Strips	14
Subsills	14
Sunshade Panels	51, 180
Table Legs	79
Table of Weights and Measurements	328 to 331
Tacks	327
Tack and Nail Boxes	323
Tempins	326
Tempon Balls	326
Theatre Chairs	302
Threshold Strips	11
Tips	74, 75, 82, 84
Topps	75, 82, 84
Towel Rings	82
Transoms	176, 179, 182, 185 to 195
Transom Bars	18, 32
Transom Blinds	182, 169
Trays	323
Trapeze Bars	326
Treads	273
Tree Boxes	321
Trestles	320
Triangles	320
T-Squares	320
Trucks	322
Tub Stands	320, 324
Turned Bead Moulding	41
Turned Work	71 to 95, 326
Turning Bars	326
Twisted Moulding	41
Useful Information	328 to 331
Venetian Blinds	168 to 200
Venetian Door Blinds	182

	PAGE
Venetian Glass	309
Ventilators	179, 180
Verandas	128 to 151
Veranda Brackets	103 to 111
Veranda Caps	55
Veranda Columns	90 to 95
Veranda Posts	88 to 95
Wagon Jacks	322
Wainscoting	27, 226 to 231, 239, 240
Wainscoting Cap	8, 9, 33
Wainscoting Shoe	10
Wall Cabinets	227, 228, 249 to 254
Wardrobes	249, 251 to 254
Wash Bench	320, 324
Weather Boarding	27, 328
Weather Strips	19, 33
Weights	328, 331
Blinds	328
Bricks	328
Ceiling	328
Coal	328
Doors	328
Dressed Boards	328
Flooring	32
Fruit	331
Grain	331
Hardwood	328
Iron	330
Joists and Scantling	328
Lath	328
Lime	328
Lumber	328, 329
Meta's	330
Mouldings	328
Nails	328, 330
Pickets	328
Rough Boards	328
Sand	328
Shingles	328
Stone	328
Vegetables	331
Water	328
Weather Boards	328
Windows	329
Windows	173 to 179, 185 to 195
Window Bead	10, 33
Window Brackets	103 to 111, 113 to 116
Window Caps	123 to 127, 184 to 190
Window Frames	183, 185 to 192
Window Hoods	118 to 122
Window Screens	169, 197
Window Sills	14, 21
Window Stools	13, 14
Window Weights	329
Wire Gauge	330
Wire Screen	197
Wooden Cards	332
Wreaths	50, 53, 54, 56, 57









