



This is a digital copy of a book that was preserved for generations on library shelves before it was carefully scanned by Google as part of a project to make the world's books discoverable online.

It has survived long enough for the copyright to expire and the book to enter the public domain. A public domain book is one that was never subject to copyright or whose legal copyright term has expired. Whether a book is in the public domain may vary country to country. Public domain books are our gateways to the past, representing a wealth of history, culture and knowledge that's often difficult to discover.

Marks, notations and other marginalia present in the original volume will appear in this file - a reminder of this book's long journey from the publisher to a library and finally to you.

Usage guidelines

Google is proud to partner with libraries to digitize public domain materials and make them widely accessible. Public domain books belong to the public and we are merely their custodians. Nevertheless, this work is expensive, so in order to keep providing this resource, we have taken steps to prevent abuse by commercial parties, including placing technical restrictions on automated querying.

We also ask that you:

- + *Make non-commercial use of the files* We designed Google Book Search for use by individuals, and we request that you use these files for personal, non-commercial purposes.
- + *Refrain from automated querying* Do not send automated queries of any sort to Google's system: If you are conducting research on machine translation, optical character recognition or other areas where access to a large amount of text is helpful, please contact us. We encourage the use of public domain materials for these purposes and may be able to help.
- + *Maintain attribution* The Google "watermark" you see on each file is essential for informing people about this project and helping them find additional materials through Google Book Search. Please do not remove it.
- + *Keep it legal* Whatever your use, remember that you are responsible for ensuring that what you are doing is legal. Do not assume that just because we believe a book is in the public domain for users in the United States, that the work is also in the public domain for users in other countries. Whether a book is still in copyright varies from country to country, and we can't offer guidance on whether any specific use of any specific book is allowed. Please do not assume that a book's appearance in Google Book Search means it can be used in any manner anywhere in the world. Copyright infringement liability can be quite severe.

About Google Book Search

Google's mission is to organize the world's information and to make it universally accessible and useful. Google Book Search helps readers discover the world's books while helping authors and publishers reach new audiences. You can search through the full text of this book on the web at <http://books.google.com/>

GS - ES - G 796.57.7

HARVARD UNIVERSITY



LIBRARY

OF THE


Museum of Comparative Zoölogy

TRANSFERRED TO GEORGE WOOD
SCIENCE LIBRARY



MUS. COMP. INSL
LIBRARY

NEWBOLD
UNIVERSITY



MAR 23 1934

WHITNEY LIBRARY

SER. COMP. 4000.

9-ES-9

77,457

MEMOIRS
OF THE
GEOLOGICAL SURVEY OF GREAT BRITAIN
AND OF THE
MUSEUM OF PRACTICAL GEOLOGY.

MINERAL STATISTICS

OF THE
UNITED KINGDOM OF GREAT BRITAIN
AND IRELAND,
FOR THE YEAR 1873.

WITH AN APPENDIX.

BY **ROBERT HUNT, F.R.S.,**
KEEPER OF MINING RECORDS.

PUBLISHED BY ORDER OF THE LORDS COMMISSIONERS OF
HER MAJESTY'S TREASURY.

LONDON:
PRINTED FOR HER MAJESTY'S STATIONERY OFFICE:
PUBLISHED BY
LONGMANS, GREEN, & CO.;
AND BY
EDWARD STANFORD, 6, CHARING CROSS, S.W.

1874.
[Price 2s.]

NOTICE.

The **SESSION** of the **ROYAL SCHOOL OF MINES** and of **SCIENCE** applied to the **ARTS** commences early in October in each year, during which the following Courses of **Lectures** are delivered:—

Chemistry, with special reference to its applications in the Arts and Manufactures	- - -	} E. Frankland, F.R.S.
General Natural History	- - -	T. H. Huxley, LL.D., F.R.S.
Physics	- - -	F. Guthrie, F.R.S.
Applied Mechanics	- - -	T. M. Goodeve, M.A.
Metallurgy	- - -	John Percy, M.D., F.R.S.
Geology	- - -	A. C. Ramsay, LL.D., F.R.S.
Mining and Mineralogy	- - -	W. W. Smyth, M.A., F.R.S. (Chairman).
Mechanical Drawing	- - -	J. H. Edgar, M.A.

The Chemical Laboratory (at South Kensington), under the direction of Dr. Frankland, and the Metallurgical Laboratory (in Jermyn Street), under the direction of Dr. Percy, are open for the instruction of Students.

N.B.—By order of the Lords Commissioners of the Privy Council on Education the Lectures on Chemistry, Natural History, Physics, and Applied Mechanics are delivered at the Science Schools, South Kensington.

A Prospectus and Information may be obtained on application to

TRENHAM REEKS.

Jermyn Street, London, S.W.

MEMOIRS
OF THE
GEOLOGICAL SURVEY OF GREAT BRITAIN
AND OF THE
MUSEUM OF PRACTICAL GEOLOGY.

MINERAL STATISTICS

OF THE
UNITED KINGDOM OF GREAT BRITAIN
AND IRELAND,
FOR THE YEAR 1873.

WITH AN APPENDIX.

BY **ROBERT HUNT, F.R.S.,**
KEEPER OF MINING RECORDS.

PUBLISHED BY ORDER OF THE LORDS COMMISSIONERS OF
HER MAJESTY'S TREASURY.

LONDON:
PRINTED FOR HER MAJESTY'S STATIONERY OFFICE:
PUBLISHED BY
LONGMANS, GREEN, & CO.;
AND BY
EDWARD STANFORD, 6, CHARING CROSS, S.W.

1874.

[Price 2s.]

THE MINING RECORD OFFICE.

Considerable loss of capital has frequently resulted from attempts to mine in localities, where a little knowledge of what had been previously done would have shown there was but small prospect of success. Through ignorance of the existence and exact extent of old and abandoned mine-workings, great danger to the miner is frequently incurred, and human life has been often sacrificed. The great object in the preservation of the plans and sections of mines and collieries is the prevention of such loss of property and sacrifice of life.

A large collection of these records of our subterranean operations are deposited, and important statistical details showing the real value of all our mines are kept, in this Office, under the superintendence of the Keeper of the Mining Records. They are made available for the instruction of students, for the use of the Geological Survey, and they may be consulted by any of the public who are interested in the working of the mineral productions of the United Kingdom.

Another and perhaps the most important object of this office is the annual publication of the "Mineral Statistics of the United Kingdom."

It should be understood that any contributions of drawings, maps, plans, or sections, of either abandoned or active mines, will be valued, and returns of mineral produce are earnestly but respectfully solicited.

Keeper of Mining Records.—ROBERT HUNT, F.R.S.

Assistants { RICHARD MEADE
J. B. JORDAN.

1198
a.

CONTENTS.

	Page
INTRODUCTION	vii
TIN.—Summary of Smelters' Returns	1
Summary of Return made to Inspector of Mines, Stannary Court, and Mining Record Office	1
Return received after "Mineral Statistics," 1872, had been printed	1
Summary of Produce of Mines for 10 years	2
Average Prices of Tin Ore (Black Tin)	2
Average Prices of Tin Ore (Black Tin) since 1864	3
Prices of common Block Tin since 1800	3
Market Prices of Metallic (White) Tin	4
Details of Production of Mines and Tin Streams in Devon and Cornwall	5
Details of Returns of Mines paying Dues to the Duchy of Cornwall	11
Dutch Tin Trade, Quantities of Tin sold since 1857	12
Dutch Tin Mines, Production of, since 1855	13
Banca Tin, Deliveries of, in Holland since 1870	14
Prices of Tin Plate and Tin in London, and Stock of Foreign Tin	15
Average Prices of Tin Plates and Stocks of Foreign Tin, since 1857	15
Statistics of Foreign Tin since 1867	16
Imports and Exports of Tin	17
Australian Production of Tin	17
Exports of British Tin for three years ending 1873	19
COPPER.—Summary of Returns made to Inspector of Mines, Stannary Court, and Mining Record Office in 1873	20
Summary of Ticketing Returns	20
Summary of Swansea Sales	21
Summary of Production of the United Kingdom	21
Market Prices of Metallic Copper	22
Average Price, Produce, and Standard since 1864	23
Production of Cornwall and Devon since 1864	23
Production of the United Kingdom since 1864	24
British and Foreign Ores smelted in the United Kingdom in 1873	24
Copper Ores Ticketing Returns	25
Copper Ores.—Returns made to Inspector of Mines, Stannary Court, and Mining Record Office	27
Copper Ores sold by Private Contract.—Returns from Mines	29
Purchases of the several Copper Companies in Cornwall and Swansea in 1873	30
Copper Ores sold at Swansea	31
Purchases of the several Copper Companies for the Half-Year ending June 1874	33
Imports of Copper into the United Kingdom	34
Exports of British Copper	35
Exports of Foreign Copper	36
Imports of Copper since 1871	37
Exports of British Copper since 1871	38
Exports of Foreign Copper since 1871	39
LEAD AND SILVER.—Summary of Production in 1873	40
Prices of Lead Ore at the Holywell and Aberystwith Sales	40
Summary of Lead Ore, Lead, and Silver Produce in 1873	41
Market Prices of English Pig and Sheet Lead	42
Mines selling Lead Ore, and Produce	43
Lead Ore, Lead, and Silver Produce since 1848	51
Imports of Lead	52
Exports of British Lead	58
Exports of Foreign Lead	54
Imports and Exports of Lead since 1871	55

	Page
ZINC. —Production of, in 1873	56
Average Prices of Zinc Ores	56
Summary of Production of the United Kingdom	57
Market Prices of Metallic Zinc	58
Mines producing Zinc Ores and Values	59
Imports and Exports of Zinc	62
Exports of British and Foreign Zinc	63
Imports and Exports of Zinc since 1870	64
IRON PYRITES. —Mundic or Sulphur Ores.	
Summary of Production of the United Kingdom in 1873	65
Mines producing Iron Pyrites	66
Spanish and other Coppery Pyrites	67
Imports of Pyrites into the Tyne and Mersey in 1873	68
Imports of Pyrites into Liverpool since 1862	69
Pyrites of Iron and Sulphur, Countries from which imported since 1862	70
MISCELLANEOUS MINERALS. —Summary of Returns	71
ARSENIC (chiefly crude)	72
BISMUTH ORE	72
COBALT	72
MANGANESE	72
OGRES and UMBERS	81
WOLFRAM	73
Quantities and Values of Ores Imported into the United Kingdom in 1873	74
IRON ORE. —Summary of Production	77
Mines selling Iron Ore, and Produce	78
PIG IRON MANUFACTURE. —Summary of Production, and Coal used in its	
Manufacture	94
Market Prices of Pig Iron	96
Details of Production, and Pig Iron produced	97
Mills and Forges of Great Britain	109
Summary of Mills and Forges at work in 1872	114
Bessemer Converters.—Works in Great Britain	115
Tin Plate Production, and Firms engaged in Manufacture, in 1873	116
Tin Plate exported in 1872 and 1873	119
Exports and Imports of all kinds of Iron for three years ending 1873	120
COAL. —Summary of Production	121
Prices of Coal in the London Market	122
Number of Collieries in each Inspector's District	123
Produce of Northumberland and Durham	124
Railway Distribution	124
Monthly Return of Coal Exported	126
Do. do. sent Coastwise	127
Summary of Coal Exported and sent Coastwise	128
Shipments of Coal Coastwise	128
Do. to Foreign Countries	129
Produce of Westmoreland	129
Do. Cumberland	130
Coal sent Coastwise and to Foreign Countries	130
Railway Distribution	131
Monthly Return of Coal sent Coastwise from Whitehaven	132
Produce of Yorkshire	132
" Derbyshire	133
" Nottinghamshire	133
" Warwickshire	133
" Leicestershire	133
Erewash Valley, Leicestershire and North and South Derbyshire Association	
Sales	133
Associated Coalowners, Erewash Valley, Sales since 1864, &c.	134
Railway Distribution	134
Coal sent Coastwise and to Foreign Countries from Yorkshire	137
Distribution of Coal from Hull Chamber of Commerce	137
Monthly Return of Coal Exported from Hull, Goole, and Grimsby	138
Do. do. sent Coastwise from Hull, Goole, and Grimsby	138
Produce of Cheshire	139
" Shropshire	139

CONTENTS.

V

	Page
COAL—continued.	
Produce of North Staffordshire - - - -	139
" South Staffordshire and Worcestershire - - - -	140
Railway and Canal Distribution - - - -	140
Produce of Lancashire - - - -	141
Railway Distribution - - - -	141
Coal sent Coastwise and to Foreign Countries from Lancashire and Cheshire -	142
Monthly Return of Coal Exported and sent Coastwise from Liverpool -	143
Produce of Gloucestershire and Somersetshire - - - -	144
" the Forest of Dean - - - -	144
Sent Coastwise and Exported from Bristol and Gloucester -	145
Produce of Monmouthshire, Brecknockshire, and edge of Glamorganshire -	145
NORTH WALES.—Produce of Coal - - - -	146
" Railway Distribution - - - -	146
SOUTH WALES.—Produce of Coal - - - -	147
" Aberdare Coal Sales since 1861 - - - -	147
" Raised in Aberdare Parish - - - -	148
" " Llanwonno Parish - - - -	149
" " Ystradyfodwg Parish - - - -	150
" " Gelligaer Parish - - - -	151
" Railway and Canal Distribution - - - -	152
" Sent Coastwise and Exported - - - -	153
" Monthly Return of Coal sent Coastwise and Exported -	154
SCOTLAND.—Produce of Coal - - - -	155
" Railway Distribution - - - -	155
" Coal sent Coastwise - - - -	157
" Coal Exported to Foreign Countries - - - -	158
" Monthly Return of Coal sent Coastwise - - - -	159
" Monthly Return of Coal Exported - - - -	160
IRELAND.—Production of Coal - - - -	161
" Coal sent to Foreign Countries - - - -	161
Statement of Coal sent Coastwise and Exported since 1871 - - - -	162
Coal received Coastwise at Ports in England - - - -	163
" " " Scotland - - - -	164
" " " Ireland - - - -	165
Coal Exported, and Countries receiving the same - - - -	166
Coal sent Coastwise to Ports distant from Coal Fields - - - -	167
Coal Exported from Ports distant from Coal Fields - - - -	168
Coal sent Coastwise and Exported since 1870 - - - -	168
Patent Fuel.—Monthly Return of Quantities exported - - - -	169
" Sent Coastwise and Exported since 1871 - - - -	169
Coal brought to London by Railway, Canal, and Sea since 1823 -	170
" " " " 1870 - - - -	171
CLAY.—Produce of Cornwall - - - -	172
" Devonshire - - - -	173
Exportation of Clay from Poole - - - -	173
Clay, Fire, Returns received by the Mining Record Office - - - -	174
OIL SHALE RETURNS do. do. - - - -	175
SALT.—Produce of Cheshire, Staffordshire, Worcestershire, and Ireland - - - -	176
Sent down the River Weaver since 1864 - - - -	176
Quantities and Value Exported since 1871 - - - -	176
BARYTES.—Summary and Details of Produce - - - -	177
APPENDIX :—	
I. Metalliferous Mines of the United Kingdom - - - -	178
II. Iron Mines of the United Kingdom - - - -	203
III. Collieries of the United Kingdom - - - -	211
IV. Ironstone Mines and Collieries producing Ironstone, Oil Shales, and Fire Clay - - - -	266
V. Smelting and Metal-extracting Works in the United Kingdom - - - -	272
VI. Porcelain and other Clay Works - - - -	275

N O T I C E.

The "MINERAL STATISTICS" for 1873 are issued nearly two months earlier than the volume published last year. This has been effected by persevering industry, on the part of the Keeper of Mining Records and his assistants; seconded by the liberal consideration of the colliery and mine owners, who have furnished voluntary returns, in addition to those which are compulsory under the new Acts of Parliament.

In my "Notice" affixed to the "MINERAL STATISTICS" published last year, I expressed my hope "that some well considered plan for overcoming the difficulty of requiring two sets of returns," would be adopted. It has not yet been found practicable to effect this: therefore, until the returns furnished to the Inspectors can be made available for the purposes of this publication, it will be necessary for the Keeper of Mining Records to trespass on the indulgence of all who are interested in securing a correct record of the annual progress of our mineral industries.

ANDREW C. RAMSAY,
Director General.

Since the "Mineral Statistics" for 1873 has been put to press, the Home Office has forwarded to the Mining Record Office the following returns made to the Inspector, November 14th, 1874.

The difference in excess of those printed are here stated, and new returns given.

	Quantities.	Value.
	Tons. cwt. qrs. lbs.	£ s. d.
South Huel Crofty, Tin Ore - Difference	1,250 0 0 0	2,500 0 0
Ditto Arsenic, Crude do.	73 6 0 0	219 0 0
Hayter, Iron Ore - do.	795 0 0 0	596 5 0
NEW RETURNS.		
Goree, Tin Ore - - -	8 15 2 7	283 11 11
Great Polgooth, do. - - -	55 2 0 15	4,168 5 0
New West Rosewarne, do. - - -	34 18 2 10	2,737 17 9
Tregeagle, do. - - -	18 10 0 0	—

INTRODUCTION.

THE collection of the returns for the MINERAL STATISTICS for 1873 has been attended with considerable difficulty, the causes mentioned in the "Introduction" to the volume for 1872 remaining unchanged. Notwithstanding that the returns required for 1873 from the collieries and metalliferous mines,—under the two new Acts,—had already been applied for by, and in most cases made to, the Inspectors, I received authority to solicit from the colliery and mine owners a continuation of that confidence which has enabled me for twenty-five years to compile annual returns of our mineral wealth, which have been admitted to be of great value. The result of this application for voluntary returns has been pleasingly successful. Some persons have seriously complained of this second application; a few have failed to reply to it. Many, however, have not only given the information sought for in useful detail, but have materially aided the inquiry by their influence in their own districts. To these I am under most especial obligations.

The value of all statistics is determined by their accuracy. It appears necessary, therefore, to state distinctly the sources from which the "Mineral Statistics" have been obtained.

1. *The Metalliferous Mines.*—The returns made to the Inspector for Cornwall, Devonshire, and Somersetshire have been deposited by the HOME SECRETARY in this office. These have, of course, been used; but as only the ore raised is required by the Act, many of the mines have given this alone. Therefore, the produce for metal, and the value, had still to be ascertained.

This has been done by obtaining the returns made to the STANNARY COURT and to the DUCHY OF CORNWALL, and by carefully examining the "Ticketing Papers" of the copper ore sales in Cornwall and at Swansea. This office has obtained in addition returns from a large number of the mines of Cornwall and Devonshire, and from tin streams and open workings, which do not come under the operation of "*The Metalliferous Mines Regulation Act, 1872.*"

The returns of production from all the Mines in other parts of

the United Kingdom have been obtained, as they have always hitherto been, by my direct application for them.

2. *The Collieries.*—To the largest number of the coal owners of the United Kingdom a circular was sent (a copy is given below),* soliciting a return of the coal raised from their collieries in 1873, and other information. Two thirds of the circulars issued were promptly returned, with the questions most fully answered. Several Coal Mining Associations furnished me, in confidence, with exact information; and from the overseers of several parishes I have received similar assistance. In addition, the production of large districts, collected with great care, was placed at my disposal. The information thus obtained has enabled me to compute, with accuracy, the production of collieries amounting to more than one hundred and twenty million tons.

All the great coal-carrying railways of the United Kingdom, and several of the canals, have furnished the most detailed returns of the coal carried from each coalfield, and its distribution, frequently giving, in confidence, the collieries from which it was obtained. All the shipments of coal, both to Foreign parts and Coastwise, are furnished by the order of the House of Commons,

B. 2. 11

* SIRS,

Mining Record Office.

The third paragraph of Clause 38 of the "*Coal Mines Regulation Act, 1872*," prevents my seeing the return which you will have made to the Inspector of Collieries. I am, therefore, reluctantly compelled to solicit your obliging attention to the annexed questions, to enable me to produce THE MINERAL STATISTICS OF THE UNITED KINGDOM FOR 1873 with the desired accuracy.

The replies with which you may favour me will be regarded as *strictly confidential*, and they will be used only in *strict obedience with the Act*, to enable me to compute "The aggregate result of such returns with respect to any particular county or Inspector's district."

These aggregates will be published, as they have hitherto been since 1854, in the "*Mineral Statistics*," and I hope a continuance of that confidence which the coal interests of this country have constantly shown will enable me to give a satisfactory return, at an early date, of the production of coal and other minerals for 1873.

I am, Sirs, .

Most faithfully yours,

ROBERT HUNT,

Keeper of Mining Records.

MINERAL STATISTICS FOR 1873.

1. Name and situation of Colliery.
2. Name of the Owner, or of the Firm, working the same.
3. The quantity of Coal raised in 1873, in *Statute Tons*.
4. The quantity of Slack raised in 1873, in *Statute Tons*.
5. Prices at Pit Bank.
6. Quantities of other Minerals raised in 1873.

Iron Stone.

Lime Stone.

Fire Clay.

Oil Shale.

Any information as to the distribution of Coal, &c., will be valuable.

and all the collieries sending coal to within the London district are given in the city of London returns. Nearly all the iron masters have furnished me with the quantities of coal used in their works from their own collieries, or purchased from others. From the information thus obtained, I have been enabled to compute that about seven million tons of coal were produced beyond the quantity named above. But I desire this to be clearly understood to be *an estimate*, although, I am satisfied, a fairly exact one.

3. *Smelting Works*.—As already stated, the owners of blast furnaces, of mills and forges, and of tin-plate works have responded most freely to the application made from this office; and to the smelters of tin, copper, lead, and zinc, and to the proprietors of metal precipitating works, I am under considerable obligations for much information.

4. *Earthy Minerals*.—From the liberal way in which the proprietors of clay works, barytes manufacturers, and others, have supplied returns, I am enabled to give additional matter in the present volume.

I desire in confirmation of these remarks to give the following details connected with the distribution of our coal in 1873.

SUMMARY of the Railway and Canal Distribution of Coal in 1872
and 1873.

ENGLAND AND WALES.

Railways.	1872.	1873.	1873.	
			Increase.	Decrease.
LONDON AND NORTH- WESTERN:	Tons.	Tons.	Tons.	Tons.
From—				
CUMBERLAND - -	384,071	348,404	—	35,667
LEICESTERSHIRE - -	—	59,169	59,169	—
DERBYSHIRE - -	29,201	25,463	—	3,738
STAFFORDSHIRE - -	868,774	1,055,059	186,285	—
WALES, NORTH - -	408,667	481,284	72,617	—
WALES, SOUTH - -	107,520	239,160	131,640	—
SHROPSHIRE - -	110,364	107,680	—	2,684
WARWICKSHIRE - -	228,105	248,450	25,345	—
YORKSHIRE - -	285,107	224,072	—	11,035
LANCASHIRE - -	5,698,258	5,415,063	—	283,195
CHESHIRE - -	183,014	95,687	—	37,327
	—	—	475,056	373,646

TOTAL actual increase, 101,410 tons.

INTRODUCTION.

Railways.	1872.	1873.	1873.	
			Increase.	Decrease.
MIDLAND :	Tons.	Tons.	Tons.	Tons.
From—	—	—	—	—
DERBYSHIRE - - -	4,875,044	5,197,550	322,506	—
DURHAM - - -	150,990	143,540	—	7,450
LANCASHIRE - - -	22,617	41,045	18,428	—
LEICESTERSHIRE - -	1,162,087	1,074,816	—	87,271
NOTTINGHAMSHIRE -	689,407	967,000	277,593	—
STAFFORDSHIRE - -	53,842	46,690	—	7,152
WALES, SOUTH - - -	19,440	36,690	17,250	—
WARWICKSHIRE - - -	119,122	158,799	39,677	—
YORKSHIRE - - -	1,637,746	1,872,312	234,566	—
GLOUCESTERSHIRE -	232,875	298,069	60,194	—
	—	—	970,214	101,873

TOTAL actual increase, 868,341 tons.

GREAT WESTERN:				
From—				
RADSTOCK - - -	261,657	237,746	—	23,911
WALES, SOUTH - - -	3,067,685	4,229,817	1,162,132	—
WALES, NORTH - - -	967,855	950,746	—	17,109
STAFFORDSHIRE - -	494,608	487,635	—	6,973
	—	—	1,162,132	47,993

TOTAL actual increase, 1,114,189 tons.

GREAT NORTHERN :				
From—				
DERBYSHIRE - - -	357,580	441,226	74,175	—
Do. passed over other Lines - - -	9,471			
DURHAM - - -	409,414	365,143	—	44,271
LEICESTERSHIRE - -	1,231	1,773	542	—
By RETFORD - - -	230,138	240,350	10,212	—
YORKSHIRE, WEST RIDING	680,068	635,097	—	44,971
Do. SOUTH - - -	874,620	862,139	—	12,481
WALES, SOUTH - - -	1,082	8,542	7,460	—
	—	—	92,889	101,723

NORTH-EASTERN :				
From—				
DURHAM, &c. - - -	10,486,168	10,792,279	306,111	—
YORKSHIRE AND LAN- CASHIRE - - -	1,134,542	1,067,651	—	66,891
	—	—	306,111	66,891

TOTAL actual increase, 239,220 tons.

MANCHESTER, SHEF- FIELD, AND LINCOLN- SHIRE - - -	3,740,501	3,943,231	202,730	—
--	-----------	-----------	---------	---

TOTAL actual increase, 202,730 tons.

Railways.	1872.	1873.	1873.	
			Increase.	Decrease.
LANCASHIRE AND YORKSHIRE :	Tons.	Tons.	Tons.	Tons.
From—				
YORKSHIRE - - -	1,395,335	1,870,452	475,117	—
LANCASHIRE - - -	2,874,637	2,371,805	—	2,882
	—	—	475,117	2,882

TOTAL actual increase, 472,285 tons.

NORTH STAFFORDSHIRE	1,154,723	1,445,731	291,008	—
---------------------	-----------	-----------	---------	---

TOTAL actual increase, 291,008 tons.

TAFF VALE - - -	4,213,506	4,527,641	314,135	—
MONMOUTHSHIRE RAILWAY AND CANAL - - -	1,759,356	2,093,002	333,646	—
SWANSEA VALE - - -	494,844	672,873	178,029	—
BRECON AND MERTHYR - - -	854,317	769,933	—	84,384
MID WALES - - -	60,054	42,254	—	17,800
NEATH AND BRECON - - -	132,403	126,770	—	5,633
LLYNVI AND OGMORE - - -	534,266	555,262*	20,996	—
MARYPORT AND CARLISLE - - -	184,450	282,787	98,337	—
	—	—	945,143	107,817

TOTAL actual increase, 837,326 tons.

SCOTLAND.

CALEDONIAN - - -	5,229,093	5,305,060	75,967	—
NORTH BRITISH - - -	3,797,249	4,016,351	219,102	—
GLASGOW AND SOUTH-WESTERN - - -	2,084,894	2,163,263	78,369	—
	—	—	373,438	—

TOTAL increase, 373,433 tons.

CANALS.

GRAND JUNCTION† - - -	8,236	11,195	2,959	—
BIRMINGHAM - - -	4,495,333	4,587,600	92,267	—
BRIDGEWATER NAVIGATION - - -	436,861	431,262	—	5,099
STAFFORDSHIRE AND WORCESTERSHIRE - - -	214,932	236,380	21,448	—
AIRE AND CALDER AND OTHERS - - -	—	—	58,345	—
EREWASH VALLEY CANAL AND RAILWAY - - -	2,091,377	2,046,017	—	45,360
GLOUCESTER AND BERKELEY - - -	49,567	44,790	—	4,777
	—	—	175,019	55,236

TOTAL actual increase, 119,783 tons.

* One half of this is included in the Great Western return, the Great Western Company taking possession of the line in June 1873.

† To within the London district.

GENERAL STATEMENT OF INCREASE OR DECREASE in the RAILWAY and
CANAL COAL TRAFFIC in 1873.

Name of Railway.	Increase.	Decrease.
	Tons.	Tons.
GREAT WESTERN - - - -	1,114,139	—
LONDON AND NORTH-WESTERN - -	101,410	—
MIDLAND - - - -	868,341	—
NORTH-EASTERN - - - -	239,220	—
MANCHESTER, SHEFFIELD, AND LINCOLN- SHIRE - - - -	202,730	—
LANCASHIRE AND YORKSHIRE - -	472,285	—
NORTH STAFFORDSHIRE - - - -	291,008	—
TAFF VALE - - - -	314,185	—
MONMOUTHSHIRE RAILWAY AND CANAL -	333,646	—
SWANSEA VALE - - - -	178,029	—
BRECON AND MERTHYR - - - -	—	84,384
MID WALES - - - -	—	17,800
NEATH AND BRECON - - - -	—	5,633
LLYNYI AND OGMORE - - - -	20,996	—
MARYPORT AND CARLISLE - - - -	98,337	—
SUNDRY LINES (<i>Returns received</i>) - -	—	9,500
SCOTLAND.		
CALEDONIAN - - - -	75,967	—
NORTH BRITISH - - - -	219,102	—
GLASGOW AND SOUTH-WESTERN - - -	78,869	—
CANALS.		
GRAND JUNCTION - - - -	2,959	—
BIRMINGHAM - - - -	92,267	—
BRIDGEWATER NAVIGATION - - - -	—	5,099
STAFFORDSHIRE AND WORONSTERSHIRE -	21,448	—
AIRE AND CALDER, &c. - - - -	53,345	—
EREWASH VALLEY - - - -	—	45,360
GLoucester AND BERKELEY - - - -	—	4,777
Increase - - - -	4,782,783	172,553
Decrease - - - -	172,553	
Actual Increase in the quantity of Coal carried in 1873 - - - - }	4,610,180	

SHIPMENTS OF COAL.

DETAILS OF SHIPMENTS.

From	1872.	1873.	1873.	
			Increase.	Decrease.
NORTHUMBERLAND AND DURHAM.	Tons.	Tons.	Tons.	Tons.
FOREIGN - - - -	6,248,304	5,862,179	—	386,125
Coastwise - - - -	4,737,178	4,839,592	102,414	—
CUMBERLAND.				
FOREIGN - - - -	3,288	290	—	2,990
Coastwise - - - -	330,423	364,461	34,036	—
YORKSHIRE AND DERBYSHIRE.				
FOREIGN - - - -	824,163	721,782	—	102,381
Coastwise - - - -	271,061	267,380	—	3,681
LANCASHIRE AND CHESHIRE.				
FOREIGN - - - -	759,446	675,926	—	129,214
Coastwise - - - -	630,232	688,331	58,099	—
GLOUCESTERSHIRE.				
FOREIGN - - - -	13,953	11,609	—	2,344
Coastwise - - - -	344,450	394,524	50,074	—
SOUTH WALES.				
FOREIGN - - - -	3,592,767	3,648,140	55,373	—
Coastwise - - - -	2,555,805	2,492,404	—	63,401
SCOTLAND.				
FOREIGN - - - -	1,571,934	1,523,950	—	47,984
Coastwise - - - -	1,171,396	1,324,935	152,539	—
PORTS DISTANT FROM COALFIELDS.				
FOREIGN - - - -	96,230	86,060	—	10,170
Coastwise - - - -	120,248	117,834	—	2,364
IRELAND.				
FOREIGN - - - -	511	1,287	776	—
	Total Increase -		453,361	—
	Do. Decrease -		—	750,654
	Actual Decrease on } all the Shipments }		297,293	

GENERAL SUMMARY.

	1872.	1873.
	Tons.	Tons.
COAL exported to Foreign Countries - -	12,712,213	12,077,507
COKE do. do. (computed as Coal) - - - -	390,628	356,305
PATENT FUEL - - - -	207,241	278,410
	13,310,082	12,712,222
DECREASE - -	597,860	
COAL sent Coastwise - - - -	10,119,420	10,448,464
COKE do. (as Coal) - - - -	24,325	28,477
PATENT FUEL - - - -	19,061	28,630
	10,162,806	10,505,571
INCREASE - -	342,765	
Actual Decrease in 1873, including PATENT FUEL, not included in the Detailed Statement - -	} 255,104 tons.	

In the movement of our Coal we find, therefore, that there has been an increase in the quantities carried—

By Railways and Canals, of - - -	Tons. 4,610,180
And a falling off in our shipments of Coal of - -	255,104

There being, therefore, a total increase in the quantity of Coal carried by RAILWAYS, CANALS, and by SEA, of - - - } 4,355,076

The following attempt has been made to compile a table showing how the coal raised has been used. The Metallurgical Returns are based upon information received from the smelters. The coal used on railways is computed from information furnished to the Board of Trade of the miles travelled by trains, and the quantity of coal used per mile is the average of several published returns.

The other estimates are founded principally upon the data obtained by me for the Royal Coal Commission, corrected by recent inquiries.

COAL used in SMELTING ORES, Refining, Desilverizing, and Manufacture of Crude Metals and Bar Iron in the United Kingdom.

—	1872.		1873.			
	ORE Smelted, and Metal obtained.	COAL used in Smelting, &c.	ORE Smelted, and Metal obtained.	COAL used in Smelting, &c.	IN-CREASE.	DE-CREASE.
	Tons.	Tons.	Tons.	Tons.	Tons.	Tons.
TIN.						
ORE, British	14,266	} 33,500	14,885	} 42,422	} 8,922	} —
Metal „ -	9,560		9,972			
ORE, Foreign	1,024		5,612			
Metal „ -	8,342		7,791			
COPPER.						
ORE, British	90,551	} *379,947	80,188	} 360,195	} —	} 19,752
Metal „ -	5,609		5,240			
ORE, Foreign	317,868		*127,315			
Metal† „ -	21,788		20,956			
LEAD.						
ORE, British†	83,968	} 185,762	73,400	} 179,540	} —	} 6,222
Metal „ -	60,455		56,035			
ORE, Foreign	14,560		11,668			
Metal „ -	69,941		62,563			
ZINC.						
ORE, British	18,542	} 200,575	15,969	} 181,450	} —	} 19,125
Metal „ -	5,191		4,470			
ORE, Foreign	32,662		30,087			
Metal „ -	14,761		20,031			
IRON.						
ORE, British	15,582,251	} 17,191,918	6,566,451	} 15,577,499	} —	} 473,386
Metal „ -	6,741,929		16,718,532			
ORE, Foreign	955,032		987,536			
		Actual Total Decrease		- -		509,563
BAR OR MERCHANT IRON	5,409,208	18,120,830	5,391,523	18,061,602	—	59,228

* These quantities included—

in 1872 - - 253,000 tons, Coppery Pyrites.
1873 - - 323,910 „ „ „

† Imported; much of it to be refined.

‡ The Coal is estimated for smelting British and Foreign Ores, for refining much of the Foreign Lead, and for desilverizing the whole.

RAILWAY CONSUMPTION OF COAL.

	<u>Miles.</u>	<u>Tons.</u>
1872.—No. of miles travelled by trains	190,720,719	
Coal consumed	-	3,661,150
1873.—No. of miles travelled by trains	197,451,216	
Coal consumed	-	3,790,000
Increased consumption		<u>128,850</u>

COAL brought into the LONDON DISTRICT.

	1872.	1873.	Increase.	Decrease.
	Tons.	Tons.	Tons.	Tons.
By sea	2,548,418	2,665,680	116,762	—
By canal	8,236	11,195	2,959	—
By railway	4,999,268	5,147,413	148,145	—
	<u>7,555,922</u>	<u>7,824,288</u>	<u>268,366</u>	—

GENERAL SUMMARY of the Uses for which the Coal raised was employed.

	<u>Tons.</u>
Coal exported to FOREIGN COUNTRIES	12,712,222
„ used on railways	3,790,000
„ in iron manufacture	35,119,709
„ in smelting other metals	763,607
„ in mines and collieries	9,500,000
„ in steam navigation	3,650,000
„ in steam power in manufactories *	27,550,000
„ in gas manufacture	6,560,000
„ in water-works	650,000
„ in potteries, glass works, brick, lime, and cement kilns	3,450,000
„ in chemical works and all other sundry manufactories	3,217,229
„ DOMESTIC CONSUMPTION	20,050,000
Total	<u><u>127,012,767</u></u>

* Approximate number of factories at work in the United Kingdom, and spindles running :—

Manufactures.	No. of Factories.	No. of Spindles running.	No. of Power Looms.
Cotton	2,500	34,000,000	450,000
Flax	500	1,500,000	32,500
Hemp, jute, and shoddy	220	150,000	700
Silk	700	750,000	10,000
Woollen	220	2,500,000	—
Worsted	650	1,750,000	56,000

**GENERAL SUMMARY of the RETURNS of the MINERAL
PRODUCE of the UNITED KINGDOM in 1873.**

MINERALS.	Quantities.		Value.
	Tons.	Cwts.	£
COAL - - - - -	127,016,747	0	47,631,280
IRON ORE - - - - -	15,577,499	0	7,573,676
COPPER ORE - - - - -	80,188	10	342,708
TIN ORE - - - - -	14,884	17	1,056,835
LEAD ORE - - - - -	73,500	10	1,131,907
ZINC ORE - - - - -	15,969	0	61,166
IRON PYRITES - - - - -	58,924	3	35,485
ARSENIC - - - - -	5,448	17	22,854
BISMUTH - - - - -	1	4	68
COBALT - - - - -	0	6	12
MANGANESE - - - - -	8,671	6	57,766
OCHRE and UMBER - - - - -	6,368	8	5,410
WOLFRAM - - - - -	49	19	526
CLAY, Fine and Fire, and SHALE } (Estimated) - - - - - }	1,785,000	0	656,300
SALT - - - - -	1,785,000	0	892,500
BARYTES - - - - -	10,269	11	7,993
Other earthy Minerals (Estimated) - - - - -	—	—	3,000
TOTAL VALUE of the MINERALS produced } in the UNITED KINGDOM in 1873 - }			59,479,486

**METALS obtained from the ORES enumerated, &c. in the
UNITED KINGDOM in 1873.**

DESCRIPTION OF METAL.	Quantities.	Value.
		£
PIG IRON - - - - - Tons	6,566,451	18,057,739
TIN - - - - - "	9,972	1,329,766
COPPER - - - - - "	5,240	502,822
LEAD - - - - - "	54,235	1,263,375
SILVER - - - - - Ounces	537,707	131,077
ZINC - - - - - Tons	4,471	120,099
Other Metals (Estimated) - - - - -	—	5,000
TOTAL VALUE of METALS produced from BRITISH ORES in 1873 - - - - -		21,409,878

**TOTAL VALUE of the METALS produced; COAL and other
MINERALS raised, in 1873.**

	£
METAL, value of, as above - - - - -	21,409,878
COAL - - - - -	47,629,787
MINERALS, Earthy, &c. - - - - -	1,681,834
	<hr/>
TOTAL VALUE - - - - -	70,722,992
	<hr/> <hr/>

As I have only been enabled to produce these returns by the liberal assistance of our colliery owners, mine proprietors, agents, and others, I feel it to be my duty to express my sincere thanks to them. My obligations to those gentlemen who have aided me in computing the production of coal in their own districts are many. I am no less indebted to those Inspectors of collieries and metaliferous mines who have, in the most friendly manner, assisted my enquiries to the limits of the restrictions, as to coal returns especially, under which they labour. To these, and to the secretaries and managers of our railways and canals, from whom I have received the most courteous attention, and information, which was prepared for my use by the expenditure of much valuable time; I must also tender my thanks, as a small acknowledgment of the liberal aid they have given to the objects of the Mining Record Office.

ROBERT HUNT, F.R.S.,
Keeper of Mining Records.

Mining Record Office,
Museum of Practical Geology,
Jermyn Street, London,
October 1874.

TIN.

The PRODUCE of the MINES and STREAMS of CORNWALL and DEVONSHIRE, according to Returns obtained from the SMELTERS.

Tin Ore or Black Tin.	Value of Ore.	Metallic Tin.	Value of Tin.
Tons. cwt. qrs. lbs.	£ s. d.	Tons.	£ s. d.
14,884 17 3 20	1,056,835 0 0	9,972	1,329,766 0 0

The PRODUCE of the MINES and STREAMS of CORNWALL and DEVONSHIRE, as given by the Mines in the Returns made to THE INSPECTOR OF MINES, and those received by THE STANNARY COURT, with additions and corrections by the personal inquiry of the KEEPER of MINING RECORDS.

	No. of Mines.	Quantity of Black Tin.	Value of Black Tin.	Metal produced.	Value of White Tin.
		Tons. cwt. qrs. lbs.	£ s. d.	Tons.	£ s. d.
CORNWALL					
Western District -	25	2,776 11 0 3	188,971 1 7	10,006	1,334,300 0 0
West Central District	89	9,058 14 0 10	678,224 18 10		
East Central District	25	895 3 2 1	70,039 9 11		
Eastern District -	21	770 15 1 20	58,437 5 6		
DEVONSHIRE -	11	93 8 1 2	7,277 10 2		
Tin sold in Stone in both Counties.	44	395 10 0 0	31,159 3 5		
Tin Streams and Rivers in Ditto.	—	847 9 0 9	14,390 6 2		
	215	14,837 11 1 17	1,048,499 15 7	10,006	1,334,300 0 0

NOTE.—The following returns were received by the INSPECTOR of MINES after the MINERAL STATISTICS for 1872 had been printed off.

	TIN.	Quantity.	Value.
		Tons. cwt. qrs. lbs.	£ s. d.
CORNWALL	Terras Tin Mine - -	43 12 1 10	2,628 13 0
DEVONSHIRE	Old Bottle Hill - -	12 14 3 14	1,067 1 4
	To be added to the produce of TIN in 1872.	56 7 0 24	3,695 14 4

TIN ORE AND TIN RETURNS.

CORNWALL AND DEVON.

SUMMARY of PRODUCE for each of the Ten Years ending 1873, with the respective VALUES of ORE and TIN and the NUMBER of productive MINES.

Year.	No. of Mines.	Tin Ore.		Metallic Tin.	
		Quantity.	Value.	Quantity.	Value.
		Tons.	£	Tons.	£
1864	174	13,985	881,031	9,295	995,029
1865	156	14,122	782,284	9,038	873,659
1866	145	13,785	667,999	8,322	781,849
1867	117	11,066	549,375	7,296	670,228
1868	109	11,584	641,137	7,703	756,494
1869	117	13,883	889,378	9,356	1,138,488
1870	147	15,234	1,002,357	10,200	1,299,505
1871	145	16,898	1,068,738	11,320	1,556,557
1872*	162	14,266	1,246,135	9,560	1,459,990
1873	215	14,835	1,056,835	9,972	1,329,766

* The Stannary returns have been adopted previously to this date. It has been thought advisable to adopt the smelters' return for 1872 and since.

TIN ORE.

HIGHEST and LOWEST PRICES of TIN ORE (Black Tin) per Ton for each Month of the Year 1873.

Months.	Highest.	Lowest.	Months.	Highest.	Lowest.
	£ s. d.	£ s. d.		£ s. d.	£ s. d.
January	87 0 0	80 0 0	July - -	80 0 0	71 10 0
February -	87 0 0	79 0 0	August -	78 0 0	72 2 6
March - -	90 0 0	79 0 0	September -	77 0 0	63 10 0
April - -	86 17 6	84 12 6	October -	79 10 0	71 2 0
May - -	83 7 6	78 12 6	November -	72 12 6	68 13 6
June - -	83 0 0	78 5 0	December -	78 12 6	68 15 0

Average price deduced from all the sales, £78 1s. 0d.

The AVERAGE PRICE of TIN ORES (Black Tin) per Ton, deduced from all the Sales in each Year since 1864.

Year.	Per Ton.	Year.	Per Ton.
	£ s. d.		£ s. d.
1864	60 17 6	1869	69 16 0
1865	55 6 0	1870	75 3 0
1866	48 10 9	1871	78 12 6
1867	50 18 0	1872	87 7 0
1868	55 4 0	1873	78 1 0

TIN.

PRICES of COMMON BLOCK TIN during the present Century.

Year.	Price per Ton.	Year.	Price per Ton.
	£		£
1800	92	1851	89
1806	112	1852	90 to 98
1810	145	1853	123 to 127
1811	128	1854	117 to 130
1813	130	1856	129 to 142
1814	150	1857	108 to 146
1815	130		£ s. d.
1816	110	1858 average	119 2 2
1817	92	1859 "	131 18 3
1818	84	1860 "	136 3 1
1819	74	1861 "	122 5 0
1820	72	1862 "	116 0 0
1822	90	1863 "	117 0 0
1823	116 to 184	1864 "	107 1 0
1826	78	1865 "	96 5 0
1828	72	1866 "	88 12 6
1830	74	1867 "	91 17 3
1836	99 to 126	1868 "	98 0 0
1837	88 to 95	1869 "	123 2 0
1840	81	1870 "	127 8 6
1842	67 to 73	1871 "	137 10 0
1843	60 to 64	1872 "	152 15 0
1845	78 to 106	1873 "	133 7 0
1850	81 to 84	1874, July "	104 16 0

PRICES of METALLIC (White) TIN (per Ton) in the LONDON MARKET,
being the Average of each Week, for the Year 1873.

For the Week ending				English Blocks.			Banca.			Straits.		
				£	s.	d.	£	s.	d.	£	s.	d.
January	3	-	-	145	0	0	146	10	0	142	10	0
"	10	-	-	146	0	0	147	0	0	142	10	0
"	17	-	-	146	10	0	147	0	0	145	10	0
"	24	-	-	148	0	0	147	0	0	145	10	0
"	31	-	-	148	0	0	147	0	0	145	10	0
February	7	-	-	148	0	0	147	0	0	144	0	0
"	14	-	-	146	0	0	147	0	0	144	10	0
"	21	-	-	146	0	0	147	0	0	143	0	0
"	28	-	-	146	0	0	147	0	0	143	0	0
March	7	-	-	146	0	0	147	0	0	144	5	0
"	14	-	-	150	0	0	152	0	0	148	10	0
"	21	-	-	150	0	0	152	0	0	148	10	0
"	28	-	-	150	0	0	152	0	0	146	15	0
April	4	-	-	150	0	0	148	0	0	146	10	0
"	11	-	-	150	0	0	145	10	0	145	10	0
"	18	-	-	147	0	0	142	10	0	141	0	0
"	25	-	-	144	10	0	141	10	0	140	0	0
May	2	-	-	144	10	0	140	10	0	138	0	0
"	9	-	-	141	10	0	138	0	0	137	0	0
"	16	-	-	140	10	0	137	10	0	135	10	0
"	23	-	-	138	0	0	136	10	0	135	0	0
"	30	-	-	134	10	0	136	0	0	133	0	0
June	6	-	-	134	10	0	136	0	0	134	0	0
"	13	-	-	135	10	0	137	10	0	136	10	0
"	20	-	-	137	0	0	137	10	0	136	10	0
"	27	-	-	138	0	0	137	0	0	136	10	0
July	4	-	-	134	0	0	134	0	0	131	0	0
"	11	-	-	134	0	0	131	0	0	131	0	0
"	18	-	-	130	10	0	129	0	0	127	0	0
"	25	-	-	130	0	0	131	0	0	130	10	0
August	1	-	-	130	0	0	131	0	0	130	10	0
"	8	-	-	130	0	0	132	10	0	129	0	0
"	15	-	-	130	0	0	132	0	0	129	0	0
"	22	-	-	130	0	0	132	0	0	129	15	0
"	29	-	-	129	0	0	132	10	0	129	10	0
September	5	-	-	127	10	0	130	10	0	128	10	0
"	12	-	-	127	10	0	130	10	0	127	10	0
"	19	-	-	127	10	0	128	10	0	126	10	0
"	26	-	-	127	10	0	128	0	0	125	10	0
October	3	-	-	126	0	0	123	0	0	121	15	0
"	10	-	-	125	10	0	123	0	0	121	15	0
"	17	-	-	125	10	0	123	10	0	122	10	0
"	24	-	-	125	10	0	125	0	0	123	0	0
"	31	-	-	124	10	0	123	10	0	122	10	0
November	7	-	-	122	10	0	120	0	0	120	0	0
"	14	-	-	122	0	0	117	10	0	116	0	0
"	2	-	-	122	0	0	117	10	0	114	0	0
"	26	-	-	119	0	0	117	10	0	116	0	0
December	5	-	-	118	10	0	115	0	0	114	10	0
"	12	-	-	120	0	0	118	10	0	120	10	0
"	19	-	-	122	0	0	121	10	0	120	10	0
"	24	-	-	122	0	0	119	0	0	120	10	0
Mean Price	-	-	-	133	7	0	134	14	6	132	17	0
Highest "	-	-	-	150	0	0	152	0	0	148	10	0
Lowest "	-	-	-	118	10	0	115	0	0	114	10	0

RETURNS made from the TIN MINES of CORNWALL and DEVONSHIRE to HER MAJESTY'S INSPECTOR OF MINES, collated with the Returns made to THE STANNARY COURT, and corrected by the personal inquiry of THE KEEPER OF MINING RECORDS.

CORNWALL.

The Quantities and Values in Italics have been estimated.

No.	Names of Mines.	Quantities.			Value.					
		Tons.	cwts.	qrs. lbs.	£	s.	d.			
WESTERN DISTRICT.	1	Argus Huel	-	-	9	3	1 19	690	9	10
	2	Balleswidden	-	-	102	15	2 17	7,629	6	6
	3	Balleswidden East	-	-	7	18	0 8	624	0	0
	4	Boscaswell Downs	-	-	152	14	2 10	12,308	6	0
	5	Boscaswell East	-	-	36	0	0 0	2,774	7	3
	6	Botallack and Carnyorth	-	-	352	9	1 23	12,308	6	0
	7	Carnelloe	-	-	1	6	0 7	103	6	11
	8	Carn-Galver	-	-	30	14	3 3	2,352	14	9
	9	Cunning Huel United	-	-	96	3	2 6	7,488	0	0
	10	Ding Dong	-	-	199	1	0 20	14,469	15	6
	11	Kitty Huel* (<i>Lelant</i>)	-	-	68	3	0 18	4,926	12	0
	12	Levant	-	-	83	17	0 0	6,154	15	5
	13	Levant North	-	-	133	6	1 16	10,245	15	0
	14	Margaret Huel	-	-	112	6	1 16	8,174	0	3
	15	Mary Huel	-	-	204	2	1 11	15,344	15	5
	16	Owles Huel	-	-	260	0	0 0	20,260	0	0
	17	Providence	-	-	269	9	0 0	19,878	14	10
	18	Rosewall Hill and Ransome United	-	-	140	9	2 23	11,130	10	0
	19	St. Ives Consols	-	-	184	8	1 22	13,827	4	1
	20	St. Just Amalgamated	-	-	152	10	1 7	5,660	15	0
	21	Spearn Consols	-	-	33	18	0 16	2,550	8	8
	22	Spearn Moor	-	-	73	9	1 2	4,954	8	6
	23	Trelyon Consols	-	-	47	2	2 20	3,575	12	7
	24	Trencrom	-	-	25	1	1 19	1,628	17	1
	Total	-	-	2,776	11	0 8	188,971	1	7	
WEST CENTRAL DISTRICT.	1	Balmyneer	-	-	84	11	0 19	5,689	19	0
	2	Basset Huel	-	-	286	6	0 2	22,827	15	2
	3	Basset East Huel	-	-	33	3	3 9	2,553	4	11
	4	Basset and Grylls	-	-	109	3	1 13	8,064	7	6
	5	Basset West Huel	-	-	360	3	3 18	20,058	10	10
	6	Bell Tin Mine	-	-	10	12	1 16	790	12	0
	7	Blue Hills	-	-	75	18	2 10	5,625	19	11
	8	Budnic Consols	-	-	7	14	3 22	525	2	9
	9	Buller Huel	-	-	20	4	1 6	1,527	19	0
	10	Busy Great Huel	-	-	35	15	2 10	2,548	9	6
	11	Busy North Huel	-	-	0	11	2 25	39	2	10
	12	Calvadnack	-	-	29	4	2 0	1,806	17	5
	13	Carn Brea	-	-	544	19	3 6	40,559	10	0
	14	Carn Brea South	-	-	36	10	1 0	2,706	15	8
	15	Carnelloe	-	-	1	6	0 7	101	0	0
	16	Charlotte New Huel	-	-	0	10	0 0	39	0	0
	17	Clifford Amalgamated	-	-	22	17	3 2	1,517	9	11
18	Coates Huel	-	-	19	15	1 16	1,542	9	11	
19	Coit Huel	-	-	10	9	2 1	699	18	11	
20	Coit Huel Stamps	-	-	14	2	1 14	993	8	9	
21	Condurrow South	-	-	300	13	2 7	22,572	8	8	
	Carried forward	-	-	2,003	15	0 7	142,790	2	8	

* Changed name to Polpeor, 17 April 1873.

	No.	Names of Mines.	Quantities.				Value.		
			Tons.	cwts.	qrs.	lbs.	£	s.	d.
		Brought forward	2,008	15	0	7	142,790	2	8
WEST	22	Consols New Great	194	19	0	22	13,295	1	4
CENTRAL	23	Cook's Kitchen	259	10	1	26	20,302	10	7
DISTRICT—	24	Creegbraws and Penkevill	34	2	0	7	2,659	0	0
cont.	25	Crofty North Huel	101	16	0	26	7,937	12	4
	26	Crofty South Huel	207	10	3	26	13,207	3	2
	27	Dolcoath	1,045	6	8	12	82,501	1	10
	28	Dolcoath New	0	15	0	5	54	6	11
	29	Florence Consols	41	14	2	7	3,252	0	0
	30	Fortune Great Huel	43	2	0	8	3,142	3	7
	31	Frances South Huel	92	11	3	19	7,434	8	8
	32	Frances West Huel	206	18	3	23	16,146	0	0
	33	Godolphin West	95	17	2	22	7,327	19	6
	34	Gorland West Huel	29	13	0	2	1,857	10	11
	35	Great Work Consols	168	10	2	6	13,905	16	7
	36	Great Work South	8	15	2	16	604	10	5
	37	Great Work West	21	2	0	25	1,656	12	3
	38	Grenville Huel	141	10	3	6	11,037	0	0
	39	Grenville East Huel	16	0	2	20	1,128	18	8
	40	Hendra New	3	10	0	0	70	0	0
	41	Jane Huel	243	2	2	8	18,954	0	0
	42	Jane North	2	2	0	20	132	17	3
	43	Jewell West Huel	4	12	0	6	333	1	11
	44	Killefretth	54	12	0	27	4,258	0	0
	45	Kitty Huel (St. Agnes)	235	3	0	15	18,752	0	0
	46	Leeds and St. Aubyn	44	6	3	17	3,199	17	7
	47	Lovell East Huel	78	15	3	25	5,896	10	8
	48	Lovell Great Huel	3	11	0	22	256	5	7
	49	Lovell New Huel	23	6	0	27	1,723	6	8
	50	Lovell, North	3	4	3	1	275	8	9
	51	Lovell, The	49	10	0	12	3,766	11	9
	52	Lucy Huel	3	4	3	18	262	0	0
	53	Margaret Huel	112	6	1	14	8,174	0	0
	54	Medlyn Moor	5	8	3	13	419	19	2
	55	Nancemellan South	6	18	1	24	541	1	0
	56	Nangiles	10	12	2	6	672	0	0
	57	Osborne Huel	31	9	1	22	2,314	14	3
	58	Pednandrea United	250	7	1	5	19,650	19	10
	59	Pendarves United	48	10	3	2	3,119	6	2
	60	Penhalls	204	5	0	12	15,415	11	11
	61	Penstruthal	4	4	2	20	310	14	1
	62	Perran Consols	33	15	1	9	2,632	0	0
	63	Pevor Huel	3	13	0	22	243	1	3
	64	Polberro	64	16	0	20	4,802	4	8
	65	Polbreen	30	7	1	26	2,386	16	3
	66	Polbreen West	3	8	1	3	272	0	6
	67	Poldice	176	4	0	24	13,651	11	3
	68	Poldice West	2	16	3	21	193	5	6
	69	Polhigey New Mine	9	7	1	13	664	16	0
	70	Polrose	27	12	2	17	1,966	2	2
	71	Pool East	384	1	2	5	24,038	1	10
	72	Rosewarne New	73	5	0	24	5,713	0	0
	73	Rosewarne New East	25	12	0	6	1,996	0	0
	74	Roakear North	66	13	1	15	5,407	15	4
	75	Saint Agnes Consols	10	19	2	9	866	6	6
	76	Seton Huel	92	10	0	20	7,891	1	4
	77	Seton West Huel	136	19	0	7	10,280	13	4
	78	Tincroft	693	0	2	26	53,574	12	7
	79	Treleigh Wood	64	2	1	23	4,290	19	9
	80	Trencrom	25	1	1	19	1,628	17	1
	81	Tremenhere	17	3	1	11	1,082	4	1
	82	Treskerby North	6	3	3	16	523	10	0
	83	Trevagean Great	3	9	3	14	262	13	11
		Carried forward	8,088	4	0	27	604,055	19	4

TIN ORE RETURNS, 1873.

No.	Names of Mines.	Quantities.			Value.		
		Tons.	cwts.	qrs. lbs.	£	s.	d.
	Brought forward - - -	8,088	4	0 27	604,055	19	4
WEST	84 Trevaunance Huel - - -	24	4	1 26	1,786	12	10
CENTRAL	85 Trumpet Consols - - -	211	14	0 14	15,291	13	5
DISTRICT—	86 Unity Wood Huel - - -	47	5	0 18	3,331	8	9
cont.	87 Uny Huel - - -	252	6	0 9	19,973	16	3
	88 Vor Great Huel - - -	305	0	0 0	23,645	8	3
	89 Western Great - - -	130	0	0 0	10,140	0	0
	Total - - -	9,058	14	0 10	678,224	18	10
EAST	1 Blencowe - - -	28	19	0 14	2,023	0	1
CENTRAL	2 Boscoppa - - -	17	1	3 20	1,345	9	1
DISTRICT	3 Brynn - - -	2	3	0 18	161	0	0
	4 Bonny North - - -	40	19	2 1	3,336	10	4
	5 Bunnie Huel - - -	36	0	0 0	2,808	0	0
	6 Carclaze - - -	7	12	1 20	613	12	0
	7 Castle an Dinas - - -	5	19	1 6	495	7	2
	8 Charlestown United - - -	202	9	1 0	15,714	8	4
	9 Chytane - - -	4	7	3 5	328	5	4
	10 Cornubia - - -	2	4	1 12	161	15	10
	11 Eliza Consols Huel - - -	113	11	8 26	8,740	17	6
	12 Fowey Consols South - - -	1	8	1 7	103	1	8
	13 Hobb's Hill - - -	2	4	1 6	127	0	4
	14 Minear Downs - - -	76	14	3 4	5,877	8	4
	15 Mulberry East - - -	1	2	2 20	92	16	7
	16 Mulberry Hill - - -	71	12	0 22	5,422	10	0
	17 Park of Mines - - -	89	3	2 6	6,826	0	3
	18 Pembroke New - - -	137	19	1 6	10,827	10	9
	19 Rocks and Goonbarrow - - -	20	1	0 14	1,619	8	3
	20 St. Stephen's Tin and Copper - - -	3	14	3 4	320	6	4
	21 Terras - - -	1	10	0 0	90	12	6
	22 Terras South - - -	2	5	1 0	175	0	0
	23 Tregros Huel - - -	1	16	2 14	125	10	8
	24 Vincent Huel - - -	19	14	3 25	2,407	4	10
	25 Whisper Huel - - -	4	6	3 3	296	13	9
	Total - - -	895	3	2 1	70,039	9	11
EASTERN	1 Arthur Huel - - -	22	10	0 0	1,755	0	0
DISTRICT.	2 Bellowda Beacon - - -	0	3	2 0	12	1	7
	3 Bellowda Hill - - -	8	16	1 7	644	10	2
	4 Deer Park - - -	0	2	0 0	7	10	0
	5 Drake Walls - - -	40	7	2 19	3,146	0	0
	6 Excelsior - - -	1	10	3 11	117	0	0
	7 Gunnis Lake Clitters - - -	17	7	0 20	1,302	0	8
	8 Harrowbarrow - - -	7	15	1 15	540	0	0
	9 Hawkmoor West - - -	62	0	0 0	4,836	0	0
	10 Hay Valley - - -	3	18	2 12	235	8	10
	11 Kit Hill South - - -	17	17	2 21	1,384	0	0
	12 Mark Valley - - -	2	1	2 27	147	17	8
	13 Merlyn Moor - - -	3	5	1 7	260	12	8
	14 New Great Consols - - -	147	9	1 15	10,434	1	3
	15 Okel Tor - - -	8	1	3 13	627	0	0
	16 Phoenix - - -	343	3	2 19	26,754	0	0
	17 Phoenix East - - -	2	3	3 0	147	9	8
	18 Phoenix South - - -	7	0	3 18	451	3	5
	19 Phoenix West - - -	69	11	0 14	5,425	0	0
	20 Redmoor - - -	1	18	1 5	98	8	7
	21 Tremaddock - - -	3	15	0 21	112	1	0
	Total - - -	770	15	1 20	58,437	5	6

DEVONSHIRE.

No.	Names of Mines.	Quantities.			Value.		
		Tons.	cwts.	qrs. lbs.	£	s.	d.
1	Birch Tor and Vitifer - - -	21	2	3 3	1,645	0	0
2	Bottle Hill East - - -	1	7	1 10	95	13	9
3	Bottle Hill Old - - -	11	10	3 4	887	14	11
4	Chugford - - -	0	15	0 16	60	0	0
5	Furze Hill Wood - - -	19	1	1 1	1,435	5	1
6	Gem - - -	6	14	2 19	536	10	0
7	Gobbett - - -	0	18	2 0	70	0	0
8	Maria West and	}	0	4 1 15	15	0	0
9	Fortescue Consols - - -						
10	Mary Hutchens Huel - - -						
11	Poldice (Buckland Manachoram) - - -	30	18	1 18	2,479	12	5
		0	15	0 0	52	14	0
	Total - - -	93	8	1 2	7,277	10	2

MINES which have sold their Produce (TIN STUFF) in the *Stone*.
The *Black Tin* has not been separated from the *gangue*.

1	Basset East Huel - - -	200	0	0 0	418	4	0
2	Basset West Huel - - -	207	0	0 0	12,545	1	10
3	Bosworgy - - -	586	10	0 0	1,037	6	9
4	Britain Huel - - -	430	0	0 0	634	0	0
5	Buller Huel - - -	69	15	0 0	178	1	6
6	Bussy Great Huel - - -	299	0	2 0	528	18	8
7	Bussy North Huel - - -	21	15	1 0	47	9	6
8	Carbola - - -	303	19	4 0	616	4	11
9	Carzise - - -	44	6	1 0	162	4	10
10	Cathedral - - -	2	3	0 0	12	7	0
11	Clifford Amalgamated - - -	87	16	2 0	60	6	10
12	Comford - - -	345	16	1 0	420	14	3
13	Creegbraws and Penkevill - - -	456	20	1 0	1,415	10	6
14	Crenver and Abraham - - -	751	5	2 0	1,752	2	5
15	Crofty South Huel - - -	490	0	0 0	981	11	0
16	Damsel Great Huel - - -	2	10	0 0	116	2	0
17	Daniell Huel - - -	195	4	0 0	286	7	3
18	Dolcoath - - -	8	5	1 17	379	3	11
19	Dolcoath New - - -	120	14	1 0	122	12	6
20	Georgia Tin and Copper - - -	50	0	0 0	60	0	0
21	Grambler - - -	791	12	2 0	287	10	0
22	Gwennap Consols West - - -	14	3	2 0	3	17	6
23	Jane West Huel - - -	4,269	0	0 0	2,567	6	10
24	Jane North - - -	137	8	2 0	104	12	2
25	Jewell West Huel - - -	440	17	1 0	1,382	11	3
26	Killifreth - - -	1	0	0 0	2	0	0
27	Leeds Tin Mine - - -	21	4	1 0	40	0	0
28	Lucy Huel - - -	6	10	0 0	13	13	10
29	Lucy West Huel - - -	10	10	0 0	24	15	0
30	Nangiles - - -	5	0	0 0	114	13	0
31	Penhale Huel Vor - - -	9	3	0 0	18	0	0
32	Penstruthal Consols - - -	143	9	0 0	355	13	6
33	Perseverance - - -	62	15	0 0	28	11	0
34	Pevor Huel - - -	350	14	1 0	839	9	7
35	Prussia Huel* - - -	505	14	2 0	797	9	3
36	Rose United - - -	3	3	0 0	231	8	0
37	Rosewarne North - - -	0	2	2 0	8	5	0
	Carried forward - - -	7,441	9	1 17	28,594	5	7

* About 14 tons Black Tin.

No.	Names of Mines.	Quantities.	Value.
	Brought forward -	Tona. cwt. qrs. lbs.	£ s. d.
38	Saint Aubyn United - - -	7,441 9 1 17	28,594 5 7
39	Seaton East Huel - - -	3,116 15 3 0	2,066 4 9
40	Trebarvah - - -	139 0 0 0	21 9 0
41	Treleigh Wood United - - -	128 13 1 6	164 13 7
42	Uny East Huel - - -	35 18 3 0	23 18 0
43	Wendron United - - -	14 0 0 0	28 10 0
44	Western Great - - -	110 0 0 0	219 17 0
		20 0 0 0	40 5 6
	Total - - -	11,005 17 0 23	31,159 3 5

TIN STREAMS, and STREAMS which carry off the waters from the DRESSING FLOORS of TIN MINES.

Returned to the DUCHY of CORNWALL :—

1	Perran River - - -	0 12 1 20	38 15 11
2	Looe Pool - - -	3 18 2 13	259 13 0
3	Helston Stream Works - - -	5 4 2 0	372 9 1
4	Perran Beach (<i>East</i>) - - -	0 5 3 15	13 1 8
5	Perran-Porth Beach - - -	2 17 2 2	150 0 2
6	Polberro Cove - - -	1 7 3 21	86 1 7
7	Trevaunance Stream - - -	7 13 0 14	499 13 6

Returned to the STANNARY COURT :—

1	Coombe Stream (<i>Red River</i>) - - -	12 18 1 9	706 5 7
2	Dinnis Stream (<i>Do.</i>) - - -	4 1 3 24	463 3 6
3	Excelsior Stream (<i>Do.</i>) - - -	3 14 3 25	225 1 8
4	Red River Stream (<i>Do.</i>) - - -	1 4 2 20	64 6 0
5	Restronguet Stream - - -	43 3 3 22	3,225 0 0
6	Roscroggan Stream - - -	17 12 3 3	1,090 3 1

RIVERS collecting TIN from the DRESSING FLOORS of TIN MINES.

Red River Royalties to G. L. Basset, Esq.*	500 5 2 27	2,531 11 5
Other Royalties on the Red River belonging to the Hon. Mr. Fortescue and Sir Richard Vyvyan, Bart., together with the produce of other rivers running from the Mines to the Sea (<i>Estimated</i>) - - -	200 0 0 0	1,500 0 0
Royalties from other Tin Streams to G. L. Basset, Esq. - - -	32 6 2 18	2,415 0 0
River at Bridge - - -	10 0 0 0	750 0 0
Total - - -	847 9 0 9	14,390 6 2

* See following page for a complete List of the Red River Proprietors.

Annexed is a complete List of the *Red River* proprietors, showing the amount paid by them in dues—about £4,508—for the year ending March 1874 :—

	£
John Williams, Tuckingmill	247
William Goldsworthy, Tolvadden	322
Wm. Blight	-
John and James Jackson, Roscroghan	481
W. and R. Jackson, Roscroghan	194
William and Emmanuel James, Roscroghan	82
Richard Perry, Rosewarne	567
John Hocking, Rosewarne	55
J. Vivian	-
William Goldsworthy	57
Edward Hosking and Co., Menadarva	21
John Hocking, Portreath	9
Edward Dunn, Menadarva	25
Richard Pearce, Pool	23
R. and S. Evans, Menadarva	124
Stephen Evans and Co., Portreath	7
Evans and Dale, Menadarva	62
Rogers and Treloar, Menadarva	86
Rescadinnick Stream Company	468
Joseph Jewell and Co., Menadarva	296
John Dawe, Carn Brea	205
John Winn and Co., Harris's Mill	150
James Evans, Tolskithy	144
Trevarnoe Stream Company, Trevarnoe	109
Joseph Jewell, Blowing-house	97
Rablyn, Vine, and Co., Carmarthen	96
John Winn and Co., Tolskithy	90
Magor Tin Stream Company, Magor	85
Gilbert Chappel, Kieve Mills	82
Treskillard Tin Stream Company	60
Fox, Penberthy, and Co., Hayle	60
Magor Coombe Tin Stream Company	42
South Nancemellyn Stream Company	41
James Evans, Whitefield	30
John Winn and Co., Hayle	30
John Dawe, Bridge	26
Thomas Allen, Brea	26
Entrall Tin Stream Company	26
Mill Tin Stream Company, Menadarva	20
Captain Boyens	-
Captain Williams } <i>On the beach at Gwithian</i>	-

For this we are indebted to the *Western Daily Mercury*, the Mining intelligence of which is usually marked by extreme correctness.

On the river flowing from HUEL BASSETT to PORTREATH BEACH are the following works which occur in the order given :—

1. John Daw, 3 streams.
2. Capt. R. Pearce, of Dolcoath.
3. }
4. } Capt. James Evans, of Nance.
5. }
6. Evans, Jenkins, & Co.
7. Capt. Stevens.
8. Capt. J. Evans, of Nance.
9. Evans, Jenkins, and Co.
10. Paynter, Hartley, and Co.
11. Messrs. J. Fox and Peters.
12. Messrs. J. Fox and Sedgman.
13. Capt. Hocking.
14. Stephen Evans, on Portreath beach.

On the river leaving HUEL ROSE, NORTH DOWNS, &c., towards BRIDGE :—

1. Christopher Harris.

1873.

DUCHY OF CORNWALL.

QUANTITY and VALUE of TIN ORE raised in CORNWALL upon which
DUES were paid to the DUKE OF CORNWALL.

Names of Mines and Streams.	Tin Ore.				Value.	
	Tons.	cwts.	qrs.	lbs.	£	s. d.
Phoenix	274	19	0	13	20,519	14 11
West Phoenix	53	1	2	24	3,993	1 11
Darley Leat	1	9	3	27	112	13 0
Ward or North Withybrook	1	8	1	18	91	9 5
New Great Consols	220	14	0	7	16,771	17 6
South Kithill	2	15	0	5	165	2 8
Great St. George and Droakin United	1	9	1	17	125	8 0
Wheal Briton	8	4	0	7	569	5 5
Polberro Consols	82	12	3	25	6,664	7 9
Scorrier Consols	6	4	2	12	446	15 7
Wheal Coates	21	0	0	4	1,698	13 5
Perran River	0	12	1	20	34	15 10
Clegga or Cligga Porth	0	12	0	18	19	7 3
Wheal Coit	12	16	3	25	89	9 1
Wheal Coit and Wheal Friendly Stamp- ing Mills	8	8	1	20	4,418	6 4
Blue Hills Sett	83	4	2	26	6,577	11 0
Drakewalls	44	19	0	9	2,963	17 10
Gunnislake (Clitters)	17	5	3	20	1,301	0 8
Okel Tor	45	10	1	12	3,685	1 5
Wheal Arthur	41	9	2	9	3,105	4 11
West Hawkmoor	4	1	1	20	314	4 3
Prince of Wales	17	14	1	5	1,278	5 9
Charlestown United Mines	102	5	1	5	8,105	18 6
North Lovell	3	7	1	20	276	8 9
Treworlis	11	11	2	5	755	19 9
Looe Pool Stream Grant	3	18	2	13	519	13 0
East Phoenix	2	3	3	0	247	9 8
Polmarth Sett or Wheal Richman	0	10	1	15	36	6 7
New or South Wheal Lovell	64	10	3	16	5,388	5 3
Helston Stream Works	5	4	2	0	372	9 1
East Wheal Lovell	68	15	1	13	5,260	10 7
Trumpet Consols	96	9	3	18	8,003	16 6
Balmynheer	19	3	3	25	1,472	19 9
Perran Beach Eastern part	0	5	3	15	13	1 8
Polberro Cove	1	7	3	21	86	1 7
Perran Porth or Beach	2	17	2	2	150	0 2
Trevaunance Stream	7	13	0	14	499	13 6
St. Just United	14	0	2	10	1,122	1 11
Nanjulian Foreshore	0	3	2	11	10	1 0
From the Crown, Wheal Castle	8	6	0	21	689	12 0
„ Levant Mine	142	8	1	5	10,330	16 2
„ Botallack Mine	39	19	1	25	3,287	0 5
Total	1,545	19	0	9	117,991	19 10

DUTCH TIN TRADE.

The QUANTITIES of TIN SOLD and the PRICES REALIZED since 1857.

				Per Ton.
1857	- 190,559 Slabs sold at 82½ Flos. per 50 Kilog.*	=	140l.	10s.
1858	- 190,842 „ „ 68½ „ „	=	116l.	0s.
1859	- 139,128 „ „ 88½ „ „	=	141l.	0s.
1860	- 151,513 „ „ 79½ „ „	=	136l.	0s.
1861	- 149,188 „ „ 69 „ „	=	118l.	5s.
1862	- 155,193 „ „ 67¾ „ „	=	115l.	10s.
1863	- 119,092 „ „ 76 „ „	=	130l.	0s.
1864	- 146,921 „ „ 61¾ „ „	=	106l.	0s.
1865	- 167,800 „ „ 56 „ „	=	95l.	10s.
1866	- 111,800 March sale „ 49¾ „ „	=	87l.	10s.
„	- 109,300 Sept. sale „ 46 „ „	=	81l.	10s.
1867	- 69,400 March sale „ 54 „ „	=	94l.	10s.
„	- 71,000 Sept. sale „ 54¼ „ „	=	95l.	0s.
1868	- 51,100 March sale			
	10,500 sold at 55 „ „	=	95l.	10s.
	remainder withdrawn.			
„	- 90,300 Sept. sale „ 54½ „ „	=	94l.	10s.
	including 40,600 withdrawn in March.			
1869	- 49,500 March sale „ 82½ „ „	=	142l.	
„	- 61,300 Sept. sale „ 74 „ „	=	128l.	10s.
1870	- 76,800 March sale „ 72½ „ „	=	126l.	10s.
„	- 80,000 Sept. sale „ 75¼ „ „	=	130l.	
1871	- 80,791 March sale „ 75 „ „	=	129l.	
„	- 83,300 Sept. sale „ 78¾ „ „	=	136l.	
1872	- 52,800 March sale „ 96¾ „ „	=	165l.	
„	- 46,500 Sept. sale „ 92½ „ „	=	156l.	
1873	- 75,200 March sale „ 85 „ „	=	145l.	
„	- 30,000 Sept. sale „ 75 „ „	=	128l.	
„	- 30,000 Novr. sale „ 67½ „ „	=	115l.	
1874	- 20,800 Jany. sale „ 70½ „ „	=	120l.	10s.
„	- 19,400 March sale „ 55¼ „ „	=	96l.	
„	- 23,300 May sale „ 57½ „ „	=	99l.	10s.

* 50¾ Kilogrammes are equal to an English Cwt., or 1,015 Kilogrammes are equal to an English Statute Ton.

PRODUCTION of the DUTCH TIN MINES since 1855.

	BANCA.*		BILLITON, estimated.	
	Slabs.	Tons.	Slabs.	Tons.
1855 -	128,256	= 4,233	2,734	= 97
1856 -	201,317	6,643	6,714	238
1857 -	149,336	4,928	3,674	130
1858 -	192,950	6,367	9,014	320
1859 -	181,968	6,005	4,620	164
1860 -	165,620	5,465	8,000	284
1861 -	173,008	5,709	13,018	462
1862 -	141,770	4,678	10,182	361
1863 -	191,963	6,334	20,636	732
1864 -	161,916	5,343	22,380	794
1865 -	138,012	4,554	30,000	1,065
1866 -	158,626	5,234	33,000	1,171
1867 -	140,570	4,639	65,940	2,341
1868 -	120,000	3,960	60,600	2,151
1869 -	135,868	4,483	68,291	2,424
1870 -	146,000	4,672	89,283	2,858
1871 -	134,906	4,320	99,700	3,190
1872 -	136,000	4,352	108,000	3,456
1873 -	140,000	4,480	102,000	3,264

* 1,000 Banca slabs weigh about 32 tons; the average weight of 1,000 slabs Straits tin being from 35 to 40 tons. The weight of the Billiton slabs is the same as the Banca.

The DELIVERIES of BANCA TIN in HOLLAND for the last five years were as follows :—

Months.	For the Year ending April 1874.	For the Year ending April 1873.	For the Year ending April 1872.	For the Year ending April 1871.	For the Year ending April 1870.
	Slabs.	Slabs.	Slabs.	Slabs.	Slabs.
May -	16,800	7,029	15,693	12,300	3,400
June -	11,467	11,946	18,300	12,626	4,500
July -	9,000	7,400	12,400	7,230	7,322
August -	6,400	6,211	7,342	4,193	7,900
September-	7,800	7,471	9,000	6,226	10,399
October -	21,869	15,400	27,800	23,499	21,964
November-	7,889	6,060	39,017	17,212	24,583
December -	25,435	4,600	17,805	16,939	23,186
January -	6,258	6,201	9,695	10,400	13,300
February -	12,025	7,100	6,000	11,400	6,173
March -	16,694	9,400	6,200	7,600	12,417
April -	15,881	21,151	10,943	24,150	16,700
Total -	157,018	109,969	180,195	153,675	151,844

The old stock on the 30th April 1873 in Holland was	-	-	-	65,763 slabs =	2,104 tons.
The Dutch sale on the 25th September 1873 was	-	-	-	30,000 „ =	960 „
The Dutch sale on the 27th November 1873 was	-	-	-	30,000 „ =	960 „
The Dutch sale on the 29th January 1874 was	-	-	-	20,800 „ =	666 „
The Dutch sale on the 25th March 1874 was	-	-	-	19,400 „ =	620 „
				<u>165,963</u> „ =	<u>5,310</u> „

From which deduct quantity Delivered between 1st May 1873 and 1st May 1874	-	-	-	157,018 „ =	5,024 „
				<u>8,945</u>	<u>286</u>

And add Estimated quantity for coming sales	-	150,000	„ =	4,800 „
Available for year ending April 1875	-	<u>158,945</u>	„ =	<u>5,086</u> „

PRICES of TIN and TIN PLATES in LONDON and Stock of FOREIGN TIN, 1873.

Months.	Banca Tin.	Straits Tin.	English Refined Tin.	Charcoal Tin Plates, 1 c.	Coke Tin Plates, 1 c.	Stock of Foreign Tin.
January 1st	<i>s. d.</i> 147 0	<i>s. d.</i> 143 0	<i>s. d.</i> 148 0	<i>£ s. d.</i> 2 1 6	<i>£ s. d.</i> 1 15 0	Tons. 956
February "	148 6	144 6	150 0	2 1 6	1 15 0	1,030
March "	146 6	144 9	148 0	2 3 6	1 16 6	779
April "	145 9	145 9	152 0	2 5 0	1 17 0	796
May "	140 0	137 9	144 0	2 5 0	1 17 0	1,292
June "	135 6	134 3	137 0	2 3 0	1 14 0	1,960
July "	132 3	132 6	136 6	2 3 0	1 14 0	2,193
August "	132 9	129 6	132 6	2 2 0	1 14 0	1,956
September "	132 9	128 0	132 0	2 2 0	1 14 0	1,884
October "	125 6	122 9	127 0	2 0 6	1 12 0	1,877
November "	121 6	120 9	125 0	1 19 6	1 10 0	1,818
December "	114 6	115 0	120 6	1 18 6	1 10 0	1,537
Average -	135 3	133 3	137 9	2 2 1	1 14 1	1,507

AVERAGE PRICES of TIN and TIN PLATES in LONDON since 1857, and the Mean Average of the Stocks of FOREIGN TIN in each Year.

Years.	Banca Tin.	Straits Tin.	English Refined Tin.	Charcoal Tin Plates, 1 c.	Coke Tin Plates, 1 c.	Stock of Foreign Tin.
1857	<i>s. d.</i> 140 7	<i>s. d.</i> 137 0	<i>s. d.</i> 141 5	<i>s. d.</i> 40 0	<i>s. d.</i> 33 1	Tons. cwts. 563 11
1858	117 7	116 0	122 10	32 11	26 3	831 8
1859	136 1	132 7	136 7	32 4	26 3	713 6
1860	136 6	131 3	138 8	31 6	25 10	827 5
1861	122 9	119 3	124 9	29 9	23 3	785 13
1862	120 5	116	120 0	28 5	23 3	1,735 8
1863	124 2	120 6	122 0	29 1	23 7	2,475 8
1864	107 8	106 1	111 3	30 4	26 4	2,970 0
1865	95 10	92 5	98 7	29 10	24 5	3,287 11
1866	85 2	82 6	92 4	33 2	27 9	3,149 8
1867	91 7	88 0	93 5	31 3	25 0	2,565 11
1868	95 2	93 8	99 7	27 1	21 8	1,755 5
1869	128 6	126 3	129 9	28 3	23 10	1,516 8
1870	126 8	124 2	129 8	28 10	24 1	1,137 13
1871	135 2	133 6	139 4	29 8	25 6	992 8
1872	153 0	145 11 $\frac{3}{4}$	155 1 $\frac{1}{2}$	42 1 $\frac{3}{4}$	36 10	1,759 15
1873	135 3	133 3	137 9	42 1	34 1	1,507 0

STATISTICS OF FOREIGN TIN from the Spring Sale, 1866, to the present time, 1874.

Years.	April.	May.	June.	July.	August.	September.	October.	November.	December.	January.	February.	March.	Years.
1866. Tin in stock - Do. on the way	Tons. 9,000 4,141	Tons. 8,680 5,948	Tons. 7,619 4,941	Tons. 7,046 5,600	Tons. 6,980 5,733	Tons. 6,748 5,998	Tons. 6,882 2,797	Tons. 8,997 5,113	Tons. 8,489 5,388	Tons. 8,164 3,688	Tons. 7,870 5,535	Tons. 7,044 4,033	1867.
1867. Tin in stock - Do. on the way	Tons. 8,798 3,854	Tons. 8,575 5,015	Tons. 7,948 4,827	Tons. 7,587 4,881	Tons. 6,868 4,488	Tons. 6,650 4,848	Tons. 6,678 3,279	Tons. 8,218 2,801	Tons. 8,070 2,941	Tons. 7,409 2,604	Tons. 7,859 3,166	Tons. 6,628 3,569	1868.
1868. Tin in stock - Do. on the way	Tons. 6,093 4,482	Tons. 5,774 4,066	Tons. 5,668 4,981	Tons. 4,996 5,468	Tons. 4,970 5,880	Tons. 4,315 5,725	Tons. 7,407 2,974	Tons. 6,568 2,148	Tons. 5,695 2,614	Tons. 4,912 3,147	Tons. 4,113 5,547	Tons. 3,918 3,568	1869.
1869. Tin in stock - Do. on the way	Tons. 5,379 2,568	Tons. 4,817 2,706	Tons. 4,918 3,144	Tons. 4,925 3,260	Tons. 4,608 4,065	Tons. 4,107 4,575	Tons. 6,144 2,944	Tons. 5,448 3,611	Tons. 4,817 3,944	Tons. 4,168 4,593	Tons. 3,740 5,271	Tons. 3,809 5,940	1870.
1870. Tin in stock - Do. on the way	Tons. 8,380	Tons. 7,522	Tons. 8,056	Tons. 8,185	Tons. 8,613	Tons. 8,682	Tons. 9,068	Tons. 9,059	Tons. 8,661	Tons. 8,763	Tons. 9,011	Tons. 9,239	1871.
1871. Tin in stock - Do. on the way	Tons. 4,985 4,519	Tons. 5,085 4,385	Tons. 4,728 3,755	Tons. 3,683 5,879	Tons. 2,784 4,484	Tons. 2,741 4,885	Tons. 4,968 2,063	Tons. 3,925 2,138	Tons. 3,008 1,973	Tons. 2,501 2,673	Tons. 2,513 2,753	Tons. 2,809 3,706	1872.
1872. Tin in stock - Do. on the way	Tons. 4,621 1,778	Tons. 3,684 2,199	Tons. 3,680 2,373	Tons. 2,944 3,254	Tons. 4,009 4,064	Tons. 2,860 4,064	Tons. 4,231 2,146	Tons. 3,229 3,963	Tons. 2,981 3,686	Tons. 2,536 3,929	Tons. 2,160 4,718	Tons. 1,681 5,566	1873.
1873. Tin in stock - Do. on the way	Tons. 3,691 3,967	Tons. 3,609 4,761	Tons. 3,866 5,123	Tons. 3,789 5,672	Tons. 2,891 7,040	Tons. 3,697 6,184	Tons. 4,137 4,769	Tons. 3,118 5,284	Tons. 3,666 5,156	Tons. 3,502 5,298	Tons. 4,299 5,028	Tons. 3,673 6,162	1874.
	Tons. 7,668	Tons. 8,480	Tons. 9,018	Tons. 9,371	Tons. 9,451	Tons. 9,291	Tons. 8,906	Tons. 8,382	Tons. 8,723	Tons. 8,788	Tons. 9,327	Tons. 9,684	

Supplied by Messrs. Von Dadelzen and North.

IMPORTS AND EXPORTS OF TIN, as per PARLIAMENTARY RETURN.

IMPORTS of TIN in the Year 1873.

Countries from which Imported.	Tin Ore.	Tin, Blocks, Ingots, Bars, and Regulus.
	Tons.	Tons.
Holland	1	1,770
France	30	115
Portugal	12	—
Spain	7	—
Straits Settlements	1	4,812
China	—	25
Victoria	297	58
New South Wales	3,114	331
Queensland	1,302	103
Tasmania	13	—
United States of America: On the Atlantic	—	72
Peru	671	387
Chili	157	114
Other Parts	7	4
TOTAL IMPORT	5,612	7,791

TIN PRODUCE of AUSTRALIA according to unofficial Returns.

NEW SOUTH WALES, from the commencement of the exportation to the present time :—

	Ore.	Smelted Ingots.
1872,	20,682 cwts.	1,838 cwts.
1873,	78,300 "	20,595 "
1874,	19,057 " (<i>Six months</i>).	45,661 " (<i>Six months</i>).

QUEENSLAND :—

	Ore.	Ingots.
1873,	1,440 tons to London.	280 tons to London.
"	3,460 " " Sydney.	20 " " Sydney.
1874, to June,	1,520 " " London.	500 " " London.
"	1,760 " " Sydney.	16 " " Sydney.

The above returns are not official, but as they are thought to be near the truth they are given—and must be accepted for what they are worth—until official returns are received. The discrepancies between these returns and the returns made to Parliament for 1873 should be noticed.

Another non-official return gives the Australian Tin (reduced to pure metal), the ore being estimated at 70 per cent., as follows, the quantities being the imports into London in each year :—

1872.	1873.	1874.
151 tons.	2,472 tons.	5,067 tons.

EXPORTS OF BRITISH AND FOREIGN TIN IN THE YEAR 1873.

Countries to which Exported.	Tin.	
	British.	Foreign (including Regulus).
	Tons.	Tons.
Russia : Northern Ports	688	102
" Southern Ports	160	7
Sweden	86	7
Norway	27	—
Denmark	22	—
Germany	630	88
Holland	264	143
Belgium	40	7
Channel Islands	20	—
France	990	566
Portugal, Azores, and Madeira	67	—
Spain and the Canaries	169	98
Italy	122	144
Austrian Territories	12	30
Malta	6	1
Greece	49	—
Turkey : European	275	—
" Asiatic	108	—
Wallachia and Moldavia	60	1
Egypt	86	4
British Possessions in South Africa	7	—
British India : Continental Territories	16	3
Hong Kong	—	6
Japan	—	7
Australia : South Australia	21	—
" Victoria	12	—
" New South Wales	12	—
" Queensland	7	—
" Tasmania	1	—
" New Zealand	8	—
British North America	124	3
United States of America : On the Atlantic	1,479	179
On the Pacific	19	43
British " West India " Islands and British Guiana	5	—
Foreign West Indies	12	—
United States of Columbia (New Granada)	12	2
Chili	7	—
Brazil	75	—
Uruguay	18	1
Argentine Republic	22	—
Other Parts	20	1
TOTAL EXPORT	5,758	1,443

EXPORTS OF TIN

Of BRITISH PRODUCTION in the Year 1873, and two previous Years,
as per Board of Trade Returns.

Countries to which Exported.	TIN, UNWROUGHT.			DECLARED VALUE.		
	1871.	1872.	1873.	1871.	1872.	1873.
	Cwts.	Cwts.	Cwts.	£	£	£
To RUSSIA - -	12,994	12,399	17,159	86,371	92,497	115,488
„ FRANCE - -	24,441	30,097	19,805	164,256	216,156	133,314
„ TURKEY - -	6,559	9,500	7,412	44,719	73,255	50,518
„ UNITED STATES -	26,486	18,988	30,468	176,061	141,943	212,333
„ OTHER COUNTRIES	43,721	42,892	41,102	293,009	327,231	278,665
Total -	114,201	113,871	115,946	764,436	851,082	790,218

EXPORTS OF TIN

Of FOREIGN and COLONIAL PRODUCTION in the Year 1873, and three
previous Years, as per Board of Trade Returns.

				Cwts.
1870, Tin—blocks, ingots, bars, or slabs, and regulus	-	-	-	21,946
1871 do.	do.	do.	do.	41,196
1872 do.	do.	do.	do.	48,634
1873 do.	do.	do.	do.	28,869

1873.

COPPER.

RETURNS of COPPER ORES for CORNWALL and DEVONSHIRE.

From Mines which have made Returns to the INSPECTOR of MINES, to the STANNARY COURT, and to the MINING RECORD OFFICE.

(NOTE.—In the returns made to the Inspector the quantity of copper in the ore has seldom been given. This does not appear at all in the returns to the Stannary Court. It has consequently been necessary to give the Ticketing Returns, that the quantity of Metallic Copper may be computed.)

No. of Mines.	Mining Districts.	Copper Ore.	Value.		
	CORNWALL :—	Tons. cwt. qrs.	£	s.	d.
2	Western District - -	116 10 0	1,250	15	4
47	West Central District - -	19,723 5 1	88,450	17	8
2	East Central District - -	67 5 2	345	1	5
14	Eastern District - -	20,858 7 2	102,382	16	7
15	DEVONSHIRE - - -	17,007 11 0	54,799	4	11
80	TOTAL - - -	57,772 19 1	247,228	15	11

From Mines which have sold Ores by PUBLIC TICKETINGS to
31st December 1873.

No. of Mines.	Mining Districts.	Ore.	Copper.	Value.		
	CORNWALL :—	Tons.	Tons. cwt. qrs. lbs.	£	s.	d.
5	Western District - -	191	26 10 1 0	1,780	10	0
42	West Central District - -	19,985	1,375 6 2 2	86,489	0	0
2	East Central District - -	89	6 15 3 27	397	5	6
14	Eastern District - -	20,559	1,556 10 2 16	99,024	15	6
12	DEVONSHIRE - - -	14,810	809 14 0 5	48,200	15	6
5	Regulus and Sundries in both Counties - -	61	7 7 1 10	544	11	6
80	Total. - - -	55,095	3,782 4 3 4	236,436	18	0

FOR IRELAND and WALES, &c.

SWANSEA COPPER SALES in 1873, according to TICKETING RETURNS.

No. of Mines.	COUNTRIES, &c.	Ore.	Copper.	Value.	Produce.
7	IRELAND - -	Tons. 7,003	Tons. cwt. qrs. lbs. 599 2 3 25	£ s. d. 40,952 11 0	—
2	DEVONSHIRE - -	1,265	77 1 0 8	4,955 10 0	—
1	WALES - -	4	0 4 1 16	15 4 0	—
17	Regulus, &c. - -	6,247	473 6 0 14	31,656 14 6	—
12	COLONIAL AND FOREIGN	11,908	3,489 12 1 24	283,855 7 0	—
39	Total -	26,427	4,639 7 0 3	361,435 6	17½ 1½

SUMMARY of the PRODUCTION of COPPER in the UNITED KINGDOM for 1873.

COUNTRIES, &c.	No. of Mines.	Ore.	Value of Ore.	Copper.	Value of Copper. (Computed.)
ENGLAND.					
CORNWALL - -	68	Tons. 40,285	£ s. d. 188,236 2 6	Tons. cwt. qrs. lbs. 2,972 10 2 27	£ s. d. 285,110 0 0
DEVONSHIRE - -	12	14,810	48,200 15 6	809 14 0 5	77,583 0 0
DITTO, Swansea sale	2	1,265	4,955 10 0	77 1 0 8	7,625 10 0
CUMBERLAND - -	3	87	964 14 7	6 1 3 0	583 16 0
LANCASHIRE - -	1	1,392	7,795 4 0	125 7 2 0	12,023 10 9
CHESHIRE - -	1	8,128	14,224 0 0	162 10 0 0	15,588 15 0
YORKSHIRE - -	1	72	882 0 0	4 6 0 0	412 8 0
STAFFORDSHIRE - -	1	1½	7 10 0	0 1 2 0	7 4 0
WALES.					
CARDIGANSHIRE - -	1	71	254 12 6	4 4 0 0	402 16 0
CARNARVONSHIRE - -	2	299	1,315 12 0	25 4 3 0	2,420 6 0
ANGLESEA - -	2	4,397	19,346 16 0	274 12 3 0	26,289 16 0
MONTGOMERYSHIRE - -	1	5	22 0 0	0 6 0 0	28 16 0
DITTO, Swansea Sale	1	4	15 4 0	0 4 1 16	21 1 4
IRELAND.					
SOLD at SWANSEA } Ticketings - -	7	7,003	40,952 11 0	599 2 3 25	57,551 6 10
WICKLOW - -	3	1,530	9,180 0 0	78 2 3 0	7,493 8 0
Total for COPPER ORES - -	106	79,349½	336,352 12 1	5,139 10 0 25	493,136 13 11
REGULUS, Precipitate, &c., Cornish Ticketings - -	5	61	544 11 6	7 7 1 10	706 9 4
DITTO, Swansea Ticketings* - -	11	778	5,811 0 0	93 13 3 0	8,984 14 0
Total of the UNITED KINGDOM - -	122	80,188½	342,708 3 7	5,240 11 1 7	502,827 17 3

* The sale of Regulus, &c. amounted to 6,247 tons, and of this quantity 778 tons is estimated as the produce of British mines.

PRICES of METALLIC COPPER (per Ton) in the LONDON MARKET,
being the Average of each Week, for the Year 1873.

For the Week ending	Best selected.			Tough Cake and Tile.			Sheathing and Sheets.			Burra Burra.			Old Copper.		
	£	s.	d.	£	s.	d.	£	s.	d.	£	s.	d.	£	s.	d.
January 3 -	100	10	0	98	0	0	98	0	0	96	0	0	84	0	0
" 10 -	100	0	0	98	0	0	101	10	0	96	0	0	84	0	0
" 17 -	99	0	0	97	0	0	101	10	0	96	0	0	84	0	0
" 24 -	99	0	0	97	0	0	101	10	0	95	0	0	84	0	0
" 31 -	98	0	0	96	10	0	98	0	0	93	10	0	84	0	0
February 7 -	96	10	0	94	0	0	98	0	0	90	10	0	84	0	0
" 14 -	96	10	0	94	0	0	98	0	0	90	10	0	84	0	0
" 21 -	96	10	0	94	0	0	98	0	0	90	10	0	84	0	0
" 28 -	96	10	0	94	0	0	98	0	0	91	10	0	84	0	0
March 7 -	96	10	0	93	10	0	98	0	0	92	5	0	84	0	0
" 14 -	97	0	0	95	0	0	98	10	0	92	15	0	84	0	0
" 21 -	99	0	0	97	0	0	99	10	0	95	0	0	84	0	0
" 28 -	99	0	0	97	0	0	99	10	0	95	15	0	84	0	0
April 4 -	100	0	0	98	0	0	99	10	0	97	10	0	84	0	0
" 11 -	100	0	0	98	0	0	99	10	0	97	10	0	84	0	0
" 18 -	100	0	0	98	0	0	99	10	0	96	10	0	84	0	0
" 25 -	99	0	0	97	0	0	99	10	0	96	10	0	84	0	0
May 2 -	98	10	0	96	10	0	99	10	0	95	0	0	84	0	0
" 9 -	98	10	0	96	10	0	99	10	0	94	15	0	84	0	0
" 16 -	98	0	0	95	10	0	103	0	0	92	10	0	84	0	0
" 23 -	98	0	0	95	10	0	103	0	0	92	0	0	84	0	0
" 30 -	98	0	0	93	10	0	100	10	0	90	10	0	84	0	0
June 6 -	98	0	0	93	10	0	100	10	0	90	10	0	84	0	0
" 13 -	95	10	0	91	0	0	101	10	0	90	10	0	84	0	0
" 20 -	93	0	0	91	0	0	100	0	0	89	10	0	84	0	0
" 27 -	92	10	0	89	10	0	99	0	0	89	10	0	84	0	0
July 4 -	91	0	0	88	0	0	97	10	0	89	0	0	80	0	0
" 11 -	89	10	0	87	10	0	97	10	0	89	5	0	80	0	0
" 18 -	89	10	0	87	10	0	97	10	0	89	0	0	80	0	0
" 25 -	91	10	0	89	0	0	97	10	0	90	10	0	80	0	0
August 1 -	93	10	0	91	10	0	97	10	0	90	10	0	80	0	0
" 8 -	91	10	0	90	0	0	97	10	0	90	10	0	80	0	0
" 15 -	91	0	0	89	10	0	97	10	0	90	0	0	80	0	0
" 22 -	91	0	0	89	10	0	98	10	0	90	15	0	80	0	0
" 29 -	95	0	0	93	0	0	99	0	0	92	10	0	80	0	0
September 5 -	95	10	0	93	10	0	99	10	0	92	15	0	85	0	0
" 12 -	97	0	0	95	10	0	101	0	0	93	0	0	85	0	0
" 19 -	97	0	0	95	10	0	101	0	0	92	15	0	85	0	0
" 26 -	97	0	0	95	10	0	101	0	0	92	5	0	85	0	0
October 3 -	93	10	0	98	0	0	99	0	0	92	0	0	85	0	0
" 10 -	95	10	0	93	15	0	100	0	0	93	10	0	85	0	0
" 17 -	95	10	0	93	10	0	100	0	0	93	15	0	85	0	0
" 24 -	97	0	0	94	0	0	103	0	0	93	15	0	85	0	0
" 31 -	97	0	0	94	0	0	102	10	0	93	0	0	85	0	0
November 7 -	94	0	0	91	10	0	98	0	0	90	10	0	85	0	0
" 14 -	94	0	0	91	10	0	98	0	0	91	0	0	85	0	0
" 21 -	94	0	0	91	10	0	97	10	0	92	0	0	85	0	0
" 28 -	94	0	0	92	10	0	99	0	0	93	0	0	85	0	0
December 5 -	94	0	0	92	10	0	99	0	0	92	0	0	85	0	0
" 12 -	93	10	0	91	10	0	99	0	0	91	10	0	85	0	0
" 19 -	93	10	0	91	10	0	97	10	0	91	10	0	85	0	0
" 24 -	93	10	0	91	10	0	96	10	0	91	10	0	85	0	0
Mean Price -	95	18	0	93	13	6	99	6	0	92	5	6	83	13	0
Highest " -	100	0	0	98	0	0	103	0	0	97	0	0	85	0	0
Lowest " -	89	10	0	87	10	0	96	10	0	89	0	0	80	0	0

The AVERAGE PRICES, PRODUCE, and STANDARD of the CORNISH COPPER ORES sold since 1864.

Year.	Average Price.			Average Produce.	Average Standard.		
	£	s.	d.		£	s.	d.
1864	5	3	0	6 $\frac{1}{8}$	124	17	0
1865	4	18	0	6 $\frac{1}{8}$	125	3	0
1866	4	11	0	6 $\frac{1}{8}$	118	7	0
1867	4	7	0	6 $\frac{1}{8}$	107	1	0
1868	4	11	0	6 $\frac{1}{8}$	110	15	0
1869	4	3	6	6 $\frac{1}{8}$	103	3	0
1870	4	3	0	7	98	12	0
1871	3	18	6	6 $\frac{1}{8}$	99	11	0
1872	4	13	6	6 $\frac{1}{8}$	114	17	0
1873	4	8	0	6 $\frac{1}{8}$	110	5	0

COPPER ORE AND COPPER.

SUMMARY of PRODUCE for each of the Ten Years ending 1873, with the respective VALUES and the NUMBER of MINES worked.

CORNWALL.

Year.	No. of Mines.	Copper Ore.	Value.	Copper.	Value.
		Tons.	£	Tons.	£
1864	173	127,633	659,919	7,963	807,532
1865	148	121,253	572,618	7,413	699,432
1866	130	103,670	431,083	6,551	600,726
1867	109	88,603	413,533	5,990	493,875
1868	100	86,722	373,005	5,725	450,986
1869	84	71,790	316,364	5,144	398,698
1870	77	56,526	242,227	4,147	331,337
1871	79	46,766	205,025	3,340	258,850
1872	73	41,756	226,654	2,943	306,757
1873	68	40,285	188,236	2,973	285,110

DEVONSHIRE.

Year.	No. of Mines.	Copper Ore.	Value.	Copper.	Value.
		Tons.	£	Tons.	£
1864	19	37,978	194,197	2,309	234,162
1865	21	38,156	184,776	2,337	223,497
1866	21	34,471	151,481	2,248	206,141
1867	23	31,163	143,898	2,036	167,867
1868	20	30,540	128,748	1,941	152,900
1869	18	22,723	86,056	1,394	108,040
1870	15	24,752	84,096	1,458	105,970
1871	14	24,352	79,409	1,342	104,005
1872	12	23,630	88,668	1,186	123,640
1873	12	14,810	48,200	809	77,583

COPPER ORE AND COPPER.

SUMMARY for the UNITED KINGDOM during the last Ten Years.

Year.	No. of Mines.	Copper Ore.	Value.	Copper.	Value.
		Tons.	£	Tons.	£
1864	201	214,604	1,155,471	13,302	1,350,699
1865	203	198,298	927,938	11,888	1,134,664
1866	178	180,378	759,118	11,153	1,019,168
1867	164	158,544	699,693	10,283	891,761
1868	152	157,335	642,103	9,817	761,602
1869	136	129,953	519,912	8,291	644,065
1870	124	106,698	437,851	7,175	551,309
1871	122	97,129	387,118	6,280	475,143
1872	117	91,893	443,738	5,703	583,232
	122	80,188	342,708	5,240	502,823

TOTAL Quantities of BRITISH and FOREIGN COPPER ORES and REGULUS, &c.,
Smelted, and COPPER produced, in ENGLAND and WALES in 1873.

Where produced and sold.	Ore and Regulus.	Copper.
Total Copper Ores of the United Kingdom -	Tons. 80,188	Tons. 5,240
Colonial and Foreign Ores sold at Swansea Ticketings - - - - - }	11,908	3,489
Colonial and Foreign Ores not sold at Ticketings (<i>Estimated</i>) - - - - - }	38,653	6,764
Regulus and Precipitate sold at Swansea Ticket- ings - - - - - }	6,186	618
Colonial and Foreign Regulus and Precipitate not sold at Ticketings (<i>Estimated</i>) - - - }	20,568	3,085
Pyrites producing Copper (<i>Burnt Ore</i>), <i>Estimated</i>	323,910	12,800
Total -	481,413	31,996

TICKETING RETURNS.

COPPER MINES SELLING ORE by Public Ticketings during the Year ending 31st December 1873.

CORNWALL.

WESTERN DISTRICT.

No.	Names of Mines.	Ore.	Copper.	Value.			Prod.
		Tons.	Tons. cwt. qrs. lbs.	£	s.	d.	
1	Botallack - -	55	12 14 3 10	844	0	6	23½
2	Levant - -	74	7 19 1 4	518	18	0	10½ 1/8
3	Saint Ives Consols -	37	3 7 2 0	247	4	0	—
4	Providence - -	10	1 5 0 0	82	5	0	—
5	Treven - -	15	1 3 2 14	88	2	6	—
	Total - -	191	26 10 1 0	1,780	10	0	—

WEST CENTRAL DISTRICT.

1	West Huel Seton -	2,789	212 16 0 5	13,774	11	0	7½
2	West Huel Tolgus -	2,679	194 0 1 6	11,903	4	6	7½ 1/8
3	South Huel Crofty -	3,208	164 9 2 27	9,507	2	0	5½
4	Crenver and Abraham -	1,441	137 5 3 12	9,033	13	6	9½
5	East Pool - -	1,933	95 17 3 14	5,325	8	6	4½ 1/8
6	Mellaneer - -	1,645	91 9 1 9	5,553	13	6	5½
7	West Huel Basset -	594	70 3 1 8	4,871	7	0	11½ 1/8
8	Carn Brea - -	1,137	67 7 0 17	4,048	5	0	5½ 1/8
9	Huel Basset - -	488	67 1 1 25	4,548	10	0	13½ 1/8
10	South Carn Brea -	492	56 10 1 8	3,789	7	0	11½ 1/8
11	Huel Seton - -	418	28 4 3 23	1,783	14	0	6½ 1/8
12	Saint Aubyn United -	221	20 16 0 9	1,286	19	0	9½
13	Carn Camborne -	396	19 9 3 0	1,109	1	6	4½ 1/8
14	East Grenville - -	286	18 6 3 12	1,141	7	6	6½
15	New Rosewarne -	144	17 10 1 26	1,268	13	0	12½ 1/8
16	East Huel Seton -	227	15 6 2 19	932	2	6	6½
17	South Dolcoath -	181	14 8 3 10	932	3	0	8
18	Huel Buller - -	117	12 9 0 18	871	18	6	10½
19	New Dolcoath - -	112	10 4 3 2	698	8	0	9½
20	North Rosewarne -	59	8 11 3 5	619	8	6	14½ 1/8
21	Pennance - -	147	8 1 1 2	462	8	0	5½ 1/8
22	Trebarvah - -	91	7 10 2 10	473	16	6	8½
23	Poldice - -	126	7 6 1 21	462	1	0	5½
24	North Crofty - -	60	4 15 3 21	327	19	0	—
25	Huel Damsel - -	86	4 2 3 5	250	19	0	—
26	Rose United - -	71	4 2 1 5	258	14	6	—
27	South Frances - -	57	3 19 1 24	262	7	0	—
28	Tremenhere - -	18	2 9 2 16	163	15	0	—
29	West Huel Gorland -	25	1 13 3 0	96	7	6	—
30	Huel Grenville - -	14	1 3 1 16	79	3	0	—
31	West Roskear - -	20	1 2 2 0	61	0	0	—
32	North Roskear - -	13	1 1 3 8	70	0	0	—
33	Dolcoath - -	16	1 1 2 11	78	8	0	—
34	South Tolcarne -	20	0 17 2 0	42	0	0	—
35	Polbreen - -	6	0 15 1 5	46	10	0	—
36	South Condurrow -	7	0 14 2 2	48	2	6	—
37	Huel Boys - -	10	0 7 3 0	15	0	0	—
38	Creegbrawse - -	9	0 7 1 19	25	17	6	—
39	North Tolcarne - -	5	0 6 0 14	17	2	6	—
40	New Huel Lovell -	8	0 6 0 0	18	12	0	—
41	Tresavean - -	5	0 5 1 0	14	7	6	—
42	East Rosewarne -	4	0 4 1 16	15	12	0	—
	Total - -	19,385	1,375 6 2 2	86,489	0	0	—

No.	Names of Mines.	Ore.	Copper.	Value.			Prod.
		Tons.	Tons. cwt. qrs. lbs.	£	s.	d.	
EAST CENTRAL DISTRICT.	1 New Pembroke -	74	6 2 0 13	366	18	0	8½
	2 Crinnis Consols -	15	0 13 3 14	30	7	6	—
	Total -	89	6 15 3 27	397	5	6	—
EASTERN DISTRICT.	1 South Caradon -	5,293	569 17 3 21	98,676	13	6	10½
	2 Marke Valley -	3,945	222 16 1 18	13,408	2	6	5½
	3 Glasgow Caradon -	2,966	214 0 2 16	13,897	7	0	7½ 1/8
	4 East Caradon -	2,096	164 16 2 19	10,747	13	6	7½
	5 Hingston Downs -	2,611	143 16 3 7	7,970	5	0	5½
	6 Phoenix -	756	66 3 0 26	4,315	16	0	8½
	7 Prince of Wales -	798	54 7 0 0	3,309	16	0	6½
	8 Gunnis Lake Clitters -	939	50 18 0 0	2,737	16	6	5½
	9 West Caradon -	638	36 10 1 0	1,969	14	0	5½ 1/8
	10 Craddock Moor -	342	24 19 1 6	1,548	7	6	7½
	11 Florence and Tonkin -	103	4 3 1 16	218	19	0	—
	12 Duchy Great Consols -	54	3 0 3 0	168	15	0	—
	13 East Gunnis Lake and South Bedford -	12	0 11 2 22	30	6	0	—
	14 Red Moor -	6	0 8 2 5	25	4	0	—
Total -	20,559	1,556 10 2 16	99,024	15	6	—	

DEVONSHIRE.

No.	Names of Mines.	Ore.	Copper.	Value.			Prod.
		Tons.	Tons. cwt. qrs. lbs.	£	s.	d.	
1	Devon Consols -	8,716	428 9 1 1	24,615	6	0	47 1/8
2	Brook Wood -	1,928	146 3 2 23	9,730	6	0	7½ 1/8
3	Gawton -	1,061	52 15 2 23	3,169	18	6	4½ 1/8
4	West Maria and Fortescue	797	42 13 3 7	2,435	6	0	5½
5	Bedford United -	780	37 17 3 0	2,205	17	0	4½
6	Huel Russell -	598	37 1 1 0	2,209	4	0	6½ 1/8
7	Huel Crebor -	462	26 8 1 5	1,470	2	0	5½ 1/8
8	Huel Friendship -	287	21 17 1 2	1,287	13	0	7½
9	Belstone -	100	10 8 3 21	724	4	0	10½ 1/8
10	Franco Consols -	45	2 15 0 14	163	2	6	—
11	Burra Burra -	31	2 9 0 7	143	4	0	—
12	Bottle Hill -	5	0 13 3 14	46	12	6	—
Total -	14,810	809 14 0 5	48,200	15	6	—	

REGULUS AND SUNDRIES.

No.	Names.	Ore.	Copper.	Value.			Prod.
		Tons.	Tons. cwt. qrs. lbs.	£	s.	d.	
1	Treffry's Regulus -	30	6 4 2 0	487	10	0	20½
2	Richard's Ore -	22	0 13 0 16	28	15	0	—
3	Pengelly's Ore -	6	0 6 3 0	21	18	0	—
4	Buglehole's Ore -	2	0 1 3 11	4	15	0	—
5	Lamerton Ore -	1	0 1 0 11	1	13	6	—
Total -	61	7 7 1 10	544	11	6	—	

RETURNS made from the COPPER MINES of CORNWALL and DEVONSHIRE, for the year 1873, to HER MAJESTY'S INSPECTOR OF MINES, the STANNARY COURT, and to the MINING RECORD OFFICE.

CORNWALL.
COPPER ORE.

No.	Names of Mines.	Quantities.			Value.		
		Tons.	cwts.	qrs.	£	s.	d.
WESTERN DISTRICT.	1 Botallack and Carnyorth - - -	52	13	0	807	12	3
	2 Levant - - - - -	63	17	0	443	3	1
	Total - - - - -	116	10	0	1,250	15	4
WEST CENTRAL DISTRICT.	1 Basset Huel - - - - -	487	17	2	4,468	11	5
	2 Basset West Huel - - - - -	591	0	3	4,836	15	7
	3 Britain Huel - - - - -	3	0	0	15	0	0
	4 Buller Huel - - - - -	112	8	2	844	18	2
	5 Burra-Burra - - - - -	30	18	0	142	12	7
	6 Burrow and Butson - - - - -	4	0	0	20	0	0
	7 Ghiverton West - - - - -	7	0	0	47	5	0
	8 Carn Brea - - - - -	1,133	0	0	4,028	3	6
	9 Carn Brea South - - - - -	672	12	2	5,378	2	10
	10 Carn Camborne - - - - -	423	3	2	1,161	10	0
	11 Crenver and Huel Abraham - - -	1,434	5	2	9,046	4	7
	12 Creegbraws and Penkevill - - -	7	12	0	21	15	4
	13 Crofty South Huel - - - - -	3,266	5	0	9,628	4	9
	14 Crofty North Huel - - - - -	60	17	0	331	13	9
	15 Damsel West Huel - - - - -	84	16	0	246	2	4
	16 Dolcoath - - - - -	14	15	0	72	2	0
	17 Dolcoath New - - - - -	103	8	0	654	12	7
	18 Dolcoath South and Carnarthen Consols	182	3	3	937	1	8
	19 Duchy Great Consols - - - - -	55	12	0	186	17	1
	20 Emily Henrietta Huel - - - - -	2	0	3	10	18	10
	21 Gorland West Huel - - - - -	21	1	2	86	0	2
	22 Grambler Huel - - - - -	0	3	3	1	2	2
	23 Great Work - - - - -	10	0	0	71	8	5
	24 Grenville Huel - - - - -	14	3	0	80	12	0
	25 Grenville East Huel - - - - -	283	13	2	1,184	11	7
	26 Frances South Huel - - - - -	56	6	1	258	13	4
	27 Lovell New Huel - - - - -	7	18	3	18	7	0
	28 Mellanear - - - - -	1,675	3	0	5,551	11	9
	29 Pennance - - - - -	129	9	0	456	17	7
	30 Poldice - - - - -	129	2	2	473	5	3
	31 Pool East - - - - -	1,904	12	0	5,195	1	4
	32 Providence - - - - -	6	12	2	46	14	9
	33 Rose United - - - - -	63	19	2	234	1	0
	34 Rosewarne North - - - - -	46	5	0	555	1	10
	35 Rosewarne New - - - - -	149	3	1	1,303	10	0
	36 Roskear North - - - - -	12	16	0	68	19	11
	37 St. Aubyn United - - - - -	228	7	0	1,333	14	3
	38 St. Ives Consolidated - - - - -	33	15	2	223	6	8
	39 Seton Huel - - - - -	414	1	2	1,765	0	7
	40 Seton East Huel - - - - -	221	3	2	942	17	3
	41 Seton West Huel - - - - -	2,836	18	2	14,010	18	4
	42 South Condarrow - - - - -	6	3	3	42	9	6
	43 Tolgus West Huel - - - - -	2,671	5	2	11,871	14	6
	44 Tolcarne South - - - - -	18	17	2	33	12	6
	45 Trebarvah - - - - -	88	7	1	456	18	2
	46 Tremenhare - - - - -	16	15	0	155	13	0
	47 Western Great - - - - -	0	5	0	0	2	10
Total - - - - -	19,723	5	1	88,450	17	8	

	No.	Names of Mines.	Quantities.			Value.		
			Tons.	cwts.	qrs.	£	s.	d.
EAST CENTRAL DISTRICT.	1	Fowey South Consols - - -	8	19	1	40	4	4
	2	Pembroke, New Huel - - -	58	6	1	304	17	1
		Total - - -	67	5	2	345	1	5
EASTERN DISTRICT.	1	Barnard Huel* - - - - -	3	0	0	240	0	0
	2	Caradon East - - - - -	2,118	11	2	10,842	13	0
	3	Caradon South - - - - -	5,328	1	0	40,273	11	10
	4	Caradon West - - - - -	635	6	0	1,947	19	9
	5	Craddock Moor - - - - -	349	16	2	1,585	19	1
	6	Florence and Tonkin United - - -	108	7	0	232	10	0
	7	Glasgow Caradon - - - - -	3,009	9	0	14,153	9	9
	8	Gunnis Lake Clitters - - - - -	963	17	3	2,799	6	9
	9	Hingston Down Consols - - - - -	2,749	15	3	8,433	2	4
	10	Marke Valley - - - - -	4,037	9	2	13,779	12	8
	11	Phoenix - - - - -	774	13	2	4,756	12	8
	12	Prince of Wales - - - - -	779	12	0	3,308	10	11
	13	Redmoor - - - - -	4	14	0	19	12	0
	14	Treburget Old - - - - -	0	14	0	9	15	10
	Total - - - - -	20,858	7	2	102,382	16	7	

DEVONSHIRE.

1	Bamfylde - - - - -	189	0	0	945	0	0
2	Bottle Hill, Old - - - - -	3	11	1	32	1	3
3	Bedford South - - - - -	11	17	0	29	16	4
4	Bedford United - - - - -	946	18	2	2,486	12	0
5	Belstone - - - - -	98	12	1	715	8	11
6	Brookwood - - - - -	1,901	1	0	9,666	18	8
7	Crebor Huel - - - - -	456	15	0	1,074	6	11
8	Devon Great Consols - - - - -	8,773	9	3	24,799	5	1
9	East Gunnis Lake and South Bedford	11	17	1	29	16	11
10	Friendship Huel - - - - -	355	6	0	1,770	0	0
11	Franco Consols Huel - - - - -	63	3	0	178	18	3
12	Fursdon Great Consolidated - - -	1,267	12	2	4,213	17	6
13	Gawton - - - - -	1,065	18	0	3,189	7	2
14	Russell Huel - - - - -	602	0	0	2,227	15	11
15	West Maria and Fortescue - - -	860	9	2	3,440	0	0
	Total - - - - -	17,007	11	0	54,799	4	11

IRELAND.†

7	Selling ore at Swansea - - -	7,003	0	0	40,952	11	0
3	Giving Private Returns - - -	1,530	18	1	—		

* This was returned as "*Copper and Silver precipitate.*"

† For details of the mines in Ireland, see pp. 29-31.

COPPER ORES sold by PRIVATE CONTRACT (not included in the previous Returns), or otherwise, of which Returns have been sent to the INSPECTOR OF MINES or to the MINING RECORD OFFICE.

County.	Names of Mine.	Copper Ore.			Fine Copper, mostly estimated.			Value of Ore returned.		
		Tons.	cwts.	qrs.	Tons.	cwts.	qrs.	£	s.	d.
ENGLAND. CUMBERLAND -	Roughtengill, Caldbeck Fells, and Drygill -	86	19	0	6	1	3	964	14	7
	STAFFORDSHIRE	Ecton - -	1	6	3	0	1	2		
LANCASHIRE -	Coniston and Tilberthwaite }	1,392	9	2	125	7	2			
YORKSHIRE -	Merrybent -	72	6	0	4	6	0			
CHESHIRE -	Alderley Edge -	8,128	0	0	162	10	0			
WALES.										
CARDIGANSHIRE	Dolelettwr -									
	South Darren -	71	0	2	4	4	0	254	12	6
CARMARVON- SHIRE.	Symdde Dylluan	199	3	3	15	4	3	1,073	3	3
	Drews-y-Coed -	100	0	0	10	0	0			
	Llanberris -	-	-	-	-	-	-			
	Great Snowdon Mountain* - }	-	-	-	-	-	-			
		299	3	3	25	4	3			
ANGLESEA -	Parys Mountain	1,938	0	1	125	19	1	3,683	7	11
	" Precipitate	120	12	3	10	16	0	756	19	10
	Mona Mine -	1,628	0	0	105	16	0			
	" Blue Stone	414	0	0	5	7	0			
	" Precipitate	297	0	0	26	14	2			
		4,397	13	0	274	12	3			
MERIONETH- SHIRE.	Glasdir - -									
	MONTGOMERY -	Dylife - -								
		Moelfadian -	5	0	0	0	6	0		
ISLE OF MAN -	No return of Copper 1873.									
IRELAND.										
WICKLOW -	Ballygaban -	301	0	0	15	1	0			
	Ballymurtagh† -	1,189	0	0	59	9	0			
	" Precipitate -	18	14	1	1	13	0			
	Tigrony - - }	22	4	0	1	19	3			
	" Precipitate }									
		1,530	18	1	78	2	3			

* Return " no ore raised in 1873, but a quantity in 1874."

† Coppery Pyrites.

CORNWALL.

PURCHASES of the several COPPER COMPANIES at the Cornish Ticketings
in the Year ending December 1873.

Purchasers.	Ore.	Copper.	Amount.	Prod.	Standard.
	Tons.	Tons.cwts.qrs.lbs.	£ s. d.		
Vivian and Sons -	8,046	515 16 2 5	30,316 9 11	6 $\frac{3}{8}$ $\frac{1}{16}$	101 13
P. Grenfell and Sons -	3,820	301 9 3 14	19,865 15 3	7 $\frac{7}{8}$	100 14
Neville, Druce, and Co.	9,225	566 1 3 22	34,446 17 8	6 $\frac{3}{8}$	105 13
Williams, Foster, and Co.	13,802	1,106 5 1 8	71,677 11 7	8	99 2
Mason and Elkington -	9,504	569 9 0 25	34,507 4 7	6	106 9
Copper Miners' Co. -	3,578	304 6 3 20	19,431 2 9	8 $\frac{1}{2}$	96 3
Charles Lambert -	2,575	158 0 2 20	9,895 5 0	6 $\frac{1}{2}$	107 8
Sweetland, Tuttle, and } Co. - - - }	4,545	260 14 1 2	16,296 11 3	5 $\frac{3}{8}$ $\frac{1}{16}$	110 9
Total -	55,095	3,782 4 3 4	236,436 18 0	6 $\frac{7}{8}$	102 11
Decrease this year	10,291	347 5 2 16	—	—	—

AT SWANSEA.

Purchasers.	Ore.	Copper.	Amount.	Prod.	Standard.
	Tons.	Tons.cwts.qrs.lbs.	£ s. d.		
Copper Miners' Co. -	2,461	429 13 1 8	33,170 2 2	17 $\frac{3}{8}$ $\frac{1}{16}$	90 1
P. Grenfell and Sons -	1,363	248 0 2 25	19,555 10 10	18 $\frac{1}{8}$ $\frac{1}{16}$	91 3
Neville, Druce, and Co.	4,243	597 17 0 15	44,527 6 6	14 $\frac{1}{8}$ $\frac{1}{16}$	90 8
Vivian and Sons -	3,288	552 15 1 3	42,051 9 6	16 $\frac{1}{2}$ $\frac{1}{16}$	89 5
Williams, Foster, and Co.	7,136	1,008 19 3 6	77,448 0 9	14 $\frac{1}{8}$	92 13
British and Foreign } Copper Co. - }	945	294 8 2 13	23,987 13 9	31 $\frac{1}{8}$ $\frac{1}{16}$	87 13
Mason and Elkington -	1,567	364 12 2 21	29,525 3 2	23 $\frac{1}{2}$	90 12
Charles Lambert -	2,511	432 19 2 9	34,307 5 1	17 $\frac{1}{4}$	92 5
Ravenhead Copper Co.	695	212 2 2 6	17,679 2 6	30 $\frac{1}{2}$	90 13
Sweetland, Tuttle, and } Co. - - - }	1,374	339 18 2 14	27,492 4 9	24 $\frac{1}{2}$	89 19
Landore Copper Co. -	844	157 18 2 23	11,691 7 6	18 $\frac{1}{2}$	86 0
Total -	26,427	4,639 7 0 3	361,435 6 6	17 $\frac{1}{2}$ $\frac{1}{16}$	90 14
Increase this year	1,739	408 13 2 15	—	—	—

SWANSEA.

COPPER ORES, from IRELAND, DEVONSHIRE, WALES, COLONIAL and FOREIGN MINES, sold at the PUBLIC TICKETINGS in the Year ending 31st December 1873.

No.	Names of Mines.	Ore.	Copper.	Value.	Produce.
		Tons.	Tons. cwt. qrs. lbs.	£ s. d.	
IRELAND.					
1	Berehaven - - -	2,760	221 0 2 10	15,067 6 6	8
2	Knockmahon - - -	3,314	295 1 3 10	20,513 18 0	87 ¹ / ₈
3	Ballycumisk - - -	831	63 16 2 11	3,945 2 6	7 ¹ / ₈
4	Cappagh - - -	35	6 4 1 4	455 11 6	17 ¹ / ₈
5	Tigrony - - -	18	5 8 0 0	407 5 0	30
6	Cloncurry - - -	10	4 7 1 22	343 18 6	—
7	Cosheen - - -	35	3 4 0 24	219 9 0	—
	Total - - -	7,003	599 2 3 25	40,952 11 0	—
DEVONSHIRE.					
1	Fursdon - - -	1,203	69 13 1 20	4,404 19 0	5 ¹ / ₈
2	Bampfylde - - -	62	7 7 2 16	550 11 0	11 ¹ / ₈
	Total - - -	1,265	77 1 0 8	4,955 10 0	—
MONTGOMERYSHIRE.					
1	Gwynant - - -	4	0 4 1 16	15 4 0	—

COLONIAL AND FOREIGN MINES.

No.	Names of Mines.	Ore.	Copper.	Value.	Produce.
		Tons.	Tons. cwt. qrs. lbs.	£ s. d.	
1	Cape - - -	8,752	2,886 7 2 20	236,499 13 6	33
2	Moonta - - -	1,413	312 1 2 26	24,564 7 6	22 ¹ / ₈
3	Concordia - - -	210	91 4 2 15	7,451 1 6	43 ¹ / ₈
4	West Canada - - -	391	72 10 2 13	5,747 14 0	18 ¹ / ₈
5	Del Soto - - -	564	57 17 2 18	4,520 17 6	10 ¹ / ₈
6	Wallaroo - - -	202	29 16 3 6	2,264 16 0	14 ¹ / ₈
7	Lisbon - - -	122	14 14 0 9	1,044 8 0	12
8	Telhadella - - -	108	14 1 0 11	1,052 1 6	13
9	Norway - - -	112	5 15 2 25	315 14 0	5 ¹ / ₈
10	Australian - - -	12	4 4 0 0	348 0 0	—
11	Corsican - - -	18	0 11 3 21	25 13 6	—
12	Guadiana - - -	4	0 6 2 0	21 0 0	—
	Total - - -	11,908	3,489 12 1 24	283,855 7 0	—

REGULUS.—PRECIPITATE AND SUNDRIES.

No.	Regulus, &c.	Ore.	Copper.				Value.			Produce.
			Tons.	cwts.	qrs.	lbs.	£	s.	d.	
1	Union - - -	4,406	241	16	2	0	15,281	19	6	5½
2	Italian - - -	374	48	12	3	16	3,602	14	0	13
3	Sobral - - -	381	38	9	3	23	3,066	16	6	10½
4	Precipitate - - -	63	35	1	2	26	2,339	8	0	55½ 1/8
5	Copper Ore - - -	250	33	7	3	2	2,535	4	6	13½
6	Regulus - - -	177	31	19	2	4	2,454	9	0	18 1/8
7	Brass Ashes - - -	410	16	16	2	4	485	8	0	4½ 1/8
8	Spanish - - -	102	13	12	3	11	1,032	15	0	13½ 1/8
9	Slag - - -	29	5	3	2	22	406	11	0	17½ 1/8
10	White Metal - - -	27	4	11	2	24	249	0	0	—
11	Copper Sludge - - -	7	1	10	3	6	105	0	0	—
12	Washings - - -	9	0	18	0	0	40	10	0	—
13	Sludge - - -	2	0	8	3	6	34	4	0	—
14	Copper Matt - - -	3	0	6	3	8	12	0	0	—
15	Refuse - - -	5	0	4	3	14	5	0	0	—
16	Copper Stuff - - -	1	0	2	0	16	5	0	0	—
17	Sweepings - - -	1	0	1	2	0	0	15	0	—
	Total - - -	6,247	473	6	0	14	31,656	14	6	—

It may be convenient to many to possess, without its being delayed, the General Summary of the current Half Year.

PURCHASES of the several COPPER COMPANIES for the Half Year ending June 1874.

IN CORNWALL.

Purchasers.	Ore.	Copper.			Amount.	Prod.	Standard.
		Tons.	cwts.	qrs. lbs.			
Vivian and Sons -	4,369	333	4	0 16	20,217 10 1	7 $\frac{3}{8}$	96 14
P. Grenfell and Sons -	1,875	156	18	3 24	9,895 9 9	8 $\frac{3}{8}$	95 18
Neville, Druce, and Co.	3,706	260	4	1 21	15,391 8 7	7	98 6
Williams, Foster, and Co.	4,273	325	1	3 12	19,755 9 2	7 $\frac{5}{8}$	96 18
Mason and Elkington -	4,162	259	16	3 8	15,133 4 3	6 $\frac{1}{2}$	102 1
Copper Miners Co. -	1,697	149	16	0 18	9,637 8 11	8 $\frac{7}{8}$	95 9
Charles Lambert -	1,467	83	14	3 11	4,896 14 0	5 $\frac{3}{8}$ $\frac{1}{8}$	106 12
Newton, Keates, and Co.	920	107	2	2 17	7,090 4 3	11 $\frac{3}{8}$	89 15
Sweetland, Tuttle, and Co.	2,589	146	0	0 19	8,555 5 0	5 $\frac{3}{8}$	107 7
Total -	25,058	1,822	0	0 6	110,572 14 0	7 $\frac{1}{4}$	98 12
Decrease this half year -	1,211	31	10	1 17	—	—	—

AT SWANSEA.

Purchasers.	Ore.	Copper.			Amount.	Prod.	Standard.
		Tons.	cwts.	qrs. lbs.			
Copper Miners Co. -	1,986	369	4	2 24	27,702 16 0	18 $\frac{1}{2}$ $\frac{1}{8}$	87 2
P. Grenfell and Sons -	1,118	271	5	3 0	20,589 19 6	24 $\frac{1}{2}$	85 3
Neville, Druce, and Co.	1,963	306	7	3 19	21,939 13 6	15 $\frac{5}{8}$	86 0
Vivian and Sons -	2,115	363	10	2 19	26,472 14 6	17 $\frac{1}{8}$ $\frac{1}{8}$	85 18
Williams, Foster, and Co.	3,543	517	18	2 8	37,543 5 9	14 $\frac{3}{8}$	87 17
British & Foreign Copper Co.	300	102	11	0 24	8,114 1 0	34 $\frac{1}{8}$ $\frac{1}{8}$	85 14
Mason and Elkington -	938	185	15	1 7	14,265 13 9	19 $\frac{3}{4}$ $\frac{1}{8}$	88 3
Charles Lambert -	1,142	261	5	1 2	19,669 17 0	22 $\frac{7}{8}$	85 2
Ravenhead Copper Co. -	262	87	9	1 16	6,688 5 6	33 $\frac{3}{8}$ $\frac{1}{8}$	83 4
Sweetland, Tuttle, and Co.	943	142	8	3 25	10,255 5 0	15 $\frac{1}{2}$	86 17
Landore Copper Co. -	26	2	1	2 11	104 0 0	8	78 6
Total -	14,336	2,609	19	1 15	193,345 11 6	18 $\frac{1}{8}$ $\frac{1}{8}$	86 8
Decrease this half year -	359	—	—	—	—	—	—
Increase „ „ -	—	81	8	2 7	—	—	—

IMPORTS OF COPPER
into the UNITED KINGDOM in 1873, as per Parliamentary Returns.

Description of Copper.	Quantities.
	Tons.
Copper Ore - - - - -	50,769
" Regulus - - - - -	27,908
Old Copper for remanufacture - - - - -	743
Unwrought and part wrought - - - - -	34,535
Copper Manufactures - - - - - Value	£61,662

IMPORTS OF COPPER, 1873.

Countries from which Imported.	Ore.	Regulus.	Old for Remanufacture.	Unwrought and Part Wrought.	Copper Manufactures.
	Tons.	Tons.	Tons.	Tons.	£
Sweden - - - - -	50	25	5	—	9
Norway - - - - -	416	—	—	119	12
Germany - - - - -	1,527	—	—	60	3,562
Holland - - - - -	—	—	19	—	6,039
Belgium - - - - -	84	40	12	3	1,256
France - - - - -	1,001	75	45	186	24,516
Portugal, Azores, and Madeira - - - - -	1,998	1,252	—	2	20
Spain - - - - -	4,789	1,348	39	451	88
Gibraltar - - - - -	—	—	2	—	200
Italy - - - - -	4,484	130	9	—	135
Austrian Territories - - - - -	6	7	—	6	—
Malta - - - - -	—	—	9	—	250
Turkey - - - - -	—	—	184	115	5
Egypt - - - - -	—	—	16	—	1,410
Tripoli and Tunis - - - - -	86	—	—	—	—
Algeria - - - - -	55	—	—	—	—
Sierra Leone - - - - -	—	—	5	—	—
West Africa - - - - -	4	—	4	—	240
Cape of Good Hope - - - - -	10,281	846	42	64	—
Natal - - - - -	—	—	2	—	200
British India - - - - -	—	—	—	251	19,981
Philippine Islands - - - - -	—	—	—	59	—
China - - - - -	—	12	—	308	1,820
Japan - - - - -	—	—	143	418	—
West Australia - - - - -	17	—	—	—	—
South Australia - - - - -	1,229	—	—	4,948	—
Victoria - - - - -	—	—	14	2,174	40
New South Wales - - - - -	69	13	18	3,069	41
Queensland - - - - -	—	—	—	374	—
Tasmania - - - - -	300	—	—	—	—
New Zealand - - - - -	150	—	6	—	50
British North America - - - - -	6,781	64	—	16	—
United States of America :					
On the Atlantic - - - - -	378	85	58	218	1,102
On the Pacific - - - - -	1,355	145	—	4	—
British West India Islands - - - - -	—	—	28	—	—
Mexico - - - - -	188	10	—	—	—
Central America - - - - -	—	—	—	15	300
United States of Columbia (New Granada) - - - - -	—	71	—	1	52
Peru - - - - -	101	550	38	1,073	10
Bolivia - - - - -	2,148	878	—	9	—
Chili - - - - -	13,244	22,265	—	20,332	—
Brazil - - - - -	—	12	33	—	55
Argentine Republic - - - - -	27	80	—	260	235
Other Parts - - - - -	1	—	12	—	84
Total Import - - - - -	50,769	27,908	743	34,535	61,662

EXPORTS OF COPPER,
As per Parliamentary Returns.

Description of Copper.	Foreign.	British.
	Tons.	Tons.
Copper Ore - - - - -	478	9
Regulus - - - - -	426	—
Unwrought, in bricks and pigs - - - - -	20,213	12,959
Copper Coin - - - - -	—	61
Mixed or Yellow Metal - - - - -	—	11,538
Wrought Copper of other sorts - - - - -	—	10,412
Old Copper - - - - -	285	—
Copper Manufactures - - - - - Value	£12,083	—

BRITISH COPPER EXPORTED in 1873.

Countries to which Exported.	Unwrought in Bricks, Pigs, &c.	Coin.	Mixed or Yellow Metal.	Wrought Copper of other Sorts.	TOTAL of British Copper (exclusive of Ore).
	Tons.		Tons.	Tons.	Tons.
Russia : Northern Ports - - - - -	455	—	12	574	1,041
" Southern Ports - - - - -	20	—	7	704	731
Sweden - - - - -	3	—	238	278	519
Norway - - - - -	3	—	518	86	607
Denmark - - - - -	12	1	21	13	47
Germany - - - - -	2,952	—	909	591	4,452
Holland - - - - -	2,075	—	570	987	3,032
Belgium - - - - -	1,751	—	284	179	2,214
Channel Islands - - - - -	—	—	18	—	18
France - - - - -	2,811	—	331	348	3,490
Portugal, Azores, and Madeira - - - - -	43	—	141	180	364
Spain and the Canaries - - - - -	2	—	53	71	126
Gibraltar - - - - -	—	—	22	8	30
Italy - - - - -	54	—	942	679	1,675
Austrian Territories - - - - -	122	—	328	21	471
Malta - - - - -	—	—	24	2	26
Greece - - - - -	—	—	8	134	142
Turkey : European - - - - -	2	—	17	1,323	1,342
" Asiatic - - - - -	1	—	1	516	518
Wallachia and Moldavia - - - - -	—	—	—	77	77
Egypt - - - - -	47	—	43	806	896
West Coast of Africa - - - - -	—	—	26	26	52
British Possessions in South Africa - - - - -	—	—	21	36	57
Mauritius - - - - -	3	—	112	45	160
British India : Continental Territories - - - - -	188	—	2,777	1,360	4,325
Straits Settlements - - - - -	—	30	540	56	626
Ceylon - - - - -	2	—	29	34	65
Java - - - - -	—	—	199	34	233
Philippine Islands - - - - -	—	—	71	6	77
China - - - - -	9	—	116	101	226
Hong Kong - - - - -	—	27	666	33	726
Japan - - - - -	—	—	48	1	49
Australia : West Australia - - - - -	—	—	7	2	9
" South Australia - - - - -	—	—	59	12	71
" Victoria - - - - -	—	—	231	135	366
" New South Wales - - - - -	—	—	253	68	321
" Queensland - - - - -	1	—	7	9	17
" Tasmania - - - - -	—	—	48	1	49
" New Zealand - - - - -	1	—	87	24	112
Carried forward - - - - -	10,557	58	9,784	8,960	29,359

Countries to which Exported.	Unwrought in Bricks, Pigs, &c.	Coin.	Mixed or Yellow Metal.	Wrought Copper of other Sorts.	TOTAL of British Copper (exclusive of Ore).
	Tons.	Tons.	Tons.	Tons.	Tons.
Brought forward - - -	10,557	58	9,784	8,960	29,359
Islands in the Pacific - - -	—	—	7	1	8
British North America - - -	141	1	588	89	819
United States of America: On the Atlantic - - - - -	2,255	—	437	93	2,785
United States of America: On the Pacific - - - - -	—	—	84	—	84
British West India Islands and British Guiana - - - - -	2	—	63	123	188
British Honduras - - - - -	—	—	2	4	6
Foreign West Indies - - - - -	1	1	66	395	463
Mexico - - - - -	—	—	6	20	26
Central America - - - - -	—	—	4	6	10
United States of Columbia (New Granada) - - - - -	—	—	4	26	30
Venezuela - - - - -	3	—	—	15	18
Ecuador - - - - -	—	—	2	7	9
Peru - - - - -	—	—	148	67	215
Chili - - - - -	—	—	188	17	205
Brazil - - - - -	—	—	131	558	689
Uruguay - - - - -	—	—	18	5	23
Argentine Republic - - - - -	—	—	5	20	25
Other Parts - - - - -	—	1	1	6	8
Total Export of British Copper	12,959	61	11,538	10,412	34,970

FOREIGN COPPER EXPORTED in 1873.

Countries to which Exported.	Ore.	Regulus.	Old, for Remanu- facture.	Unwrought and Part Wrought.	Copper Manufac- tures (Value).
	Tons.	Tons.	Tons.	Tons.	£
Russia: Northern Ports - - -	—	—	—	1,324	1,490
„ Southern Ports - - - - -	—	—	—	10	1,008
Denmark - - - - -	—	—	—	51	—
Germany - - - - -	44	—	54	1,767	50
Holland - - - - -	—	—	72	3,739	1,056
Belgium - - - - -	—	—	21	2,854	272
France - - - - -	434	426	37	9,057	50
Spain - - - - -	—	—	—	287	—
Italy - - - - -	—	—	—	200	1,466
Austrian Territories - - - - -	—	—	—	44	—
British India: Continental Territories - - - - -	—	—	—	95	5,893
Australia: Victoria - - - - -	—	—	—	—	630
United States of America: On the Atlantic - - - - -	—	—	51	785	—
Other Parts - - - - -	—	—	—	—	168
Total Export of Foreign Copper - - - - -	478	426	235	20,213	12,083

IMPORTS OF COPPER.

SUMMARY of IMPORTS for Three Years ending 1873, as per Board of Trade Returns.

Description of Copper.	1871.	1872.	1873.
	Tons.	Tons.	Tons.
Copper Ore - - - -	48,215	44,081	50,561
„ Regulus - - - -	30,100	28,630	26,754
„ unwrought or part wrought	31,834	47,486	34,320

COPPER ORE.

Countries from which Imported.	Quantities.			Value.		
	1871.	1872.	1873.	1871.	1872.	1873.
	Tons.	Tons.	Tons.	£	£	£
Spain - - -	7,866	7,255	3,964	130,597	124,175	76,949
Chili - - -	3,200	1,408	12,778	66,968	33,026	211,350
Australia - -	6,155	1,254	1,765	64,908	16,286	25,678
Other Countries -	30,694	34,164	32,054	406,319	579,371	524,357
Total -	48,215	44,081	50,561	668,792	752,858	838,334

COPPER REGULUS.

Countries from which Imported.	Quantities.			Value.		
	1871.	1872.	1873.	1871.	1872.	1873.
	Tons.	Tons.	Tons.	£	£	£
Chili - - -	26,874	23,277	21,261	968,987	955,371	879,897
Other Countries -	3,226	5,353	5,493	112,808	220,576	249,553
Total - -	30,100	28,630	26,754	1,076,795	1,175,947	1,129,450

COPPER UNWROUGHT OR PART WROUGHT.

Countries from which Imported.	Quantities.			Value.		
	1871.	1872.	1873.	1871.	1872.	1873.
	Tons.	Tons.	Tons.	£	£	£
Chili - - -	20,564	27,371	20,130	1,837,327	2,503,776	1,719,534
Australia - -	7,298	11,638	10,565	544,026	1,097,009	984,129
Other Countries -	3,972	8,477	8,625	259,853	769,778	314,809
Total - -	31,834	47,486	34,320	2,140,706	4,370,563	3,018,472

EXPORTS OF COPPER.

(British Production.)

SUMMARY of EXPORTS for Three Years ending 1873, as per Board of Trade Returns.

Description of Copper.	1871.	1872.	1873.
	Cwts.	Cwts.	Cwts.
Unwrought or part wrought -	283,493	295,745	257,927
Wrought or manufactured -	247,891	181,368	216,502
Mixed or yellow metal sheathing -	259,980	209,644	232,027
Total - - -	791,364	690,485	706,456

BRITISH COPPER EXPORTED.

UNWROUGHT in INGOTS, CAKES, and SLABS.

Countries to which Exported.	Copper.			Value.		
	1871.	1872.	1873.	1871.	1872.	1873.
	Cwts.	Cwts.	Cwts.	£	£	£
Holland - - -	58,354	58,456	41,006	221,205	281,646	190,585
Belgium - - -	50,075	27,452	34,253	187,638	129,281	158,649
France - - -	78,560	76,571	54,761	290,612	366,101	250,785
British India - -	7,492	3,179	3,803	27,345	16,394	18,258
Other Countries -	89,012	130,087	124,104	344,165	628,842	589,134
Total - - -	283,493	295,745	257,927	1,070,965	1,422,214	1,207,411

COPPER WROUGHT OR MANUFACTURED.

Countries to which Exported.	Copper.			Value.		
	1871.	1872.	1873.	1871.	1872.	1873.
	Cwts.	Cwts.	Cwts.	£	£	£
Germany - - -	14,993	9,121	11,970	61,339	47,261	59,520
Holland - - -	7,009	6,595	7,726	29,021	34,107	40,199
France - - -	3,466	2,915	8,676	13,571	15,887	39,158
Italy - - -	13,964	14,854	13,648	59,603	77,552	72,734
Turkey - - -	29,868	19,883	39,968	120,148	102,202	203,531
Egypt - - -	17,511	15,010	15,924	90,547	78,205	83,698
United States - -	924	2,816	2,862	4,112	11,189	14,444
British India - -	64,473	30,725	29,588	244,569	155,894	146,269
Other Countries -	95,683	80,219	86,140	398,927	426,079	457,284
Total - - -	247,891	181,368	216,502	1,021,837	948,376	1,116,827

MIXED OR YELLOW METAL SHEATHING.

Quantities.			Value.		
1871.	1872.	1873.	1871.	1872.	1873.
Cwts. 259,980	Cwts. 209,644	Cwts. 232,027	£ 869,832	£ 860,712	£ 995,026

EXPORTS OF COPPER,
Of FOREIGN PRODUCTION, in the Year 1873, and two previous Years,
as per Board of Trade Returns.

					Tons.
1871,	Copper unwrought or part wrought	-	-	-	17,586
1872	do.	do.	-	-	12,358
1873	do.	do.	-	-	20,441

1873.

LEAD AND SILVER.

NOTE.—The Returns made to the INSPECTOR of METALLIFEROUS MINES for Cornwall and Devon have been taken as the most correct. All the other returns have been made to the MINING RECORD Office. In the greater number of cases the quantities of lead and silver have been computed from assays with which the MINING RECORD OFFICE has been favoured, and from the general knowledge of the KEEPER of MINING RECORDS.

The Total Quantity of LEAD ORE raised and sold in the UNITED KINGDOM during 1873, and SILVER obtained, was as follows:—

LEAD ORE	-	-	-	-	73,500 tons 10 cwts.
LEAD	-	-	-	-	54,285 „ 9 „
SILVER	-	-	-	-	524,807 ounces.

The following, computed from the Table of Prices, gives the total values as—

					£	s.
LEAD ORE	-	-	-	-	-	1,131,907 14
LEAD	-	-	-	-	-	1,263,375 10
SILVER	-	-	-	-	-	131,077 0

The Prices of Lead Ore per ton at the Holywell and Aberystwith sales, rejecting a few low and high priced parcels, were:—

Months.	Highest.	Lowest.	Mean.
	£ s. d.	£ s. d.	£ s. d.
January	17 1 0	13 16 0	15 8 6
February	16 15 0	14 9 0	15 12 0
March	16 9 0	13 18 6	15 13 9
April	17 5 0	15 2 6	16 3 9
May	17 3 0	14 14 0	15 19 6
June	17 1 0	13 0 0	15 0 6
July	16 3 0	13 0 0	14 11 6
August	15 4 0	13 10 0	14 7 0
September	15 10 6	12 11 0	14 3 3
October	15 12 6	12 15 0	14 3 9
November	15 7 6	13 18 0	14 12 9
December	15 7 6	13 13 0	14 10 0
Mean Prices	16 5 0	13 15 6	15 8 0

SUMMARY OF LEAD ORE, LEAD, AND SILVER PRODUCE OF 1873.

No. of Mines.	Counties.	Lead Ore.	Lead.	Silver.
		Tons. cwts.	Tons. cwts.	Ozs.
ENGLAND.				
19	Cornwall - - -	3,909 10	2,923 0	129,509
7	Devonshire - - -	676 9	472 6	6,510
4	Somersetshire - - -	752 14	464 10	—
1	Derbysire - - -	4,442 6	3,116 3	750
2	Staffordshire - - -	74 5	55 13	—
9	Shropshire - - -	7,287 15	5,623 2	2,400
33	Yorkshire - - -	4,986 11	3,704 17	1,500
36	Cumberland - - -	2,424 12	1,823 1	16,175
7	Westmoreland - - -	1,529 15	1,062 7	16,850
28	Durham and Northumberland	18,623 11	13,769 9	47,862
WALES.				
42	Cardiganshire - - -	5,372 19	4,056 19	39,869
2	Caermarthenshire - - -	603 5	441 0	2,518
1	Pembrokeshire - - -	149 15	105 0	1,341
19	Montgomeryshire - - -	7,976 15	6,005 0	54,957
3	Merionethshire - - -	28 0	21 0	110
10	Denbighshire - - -	2,997 0	2,242 0	11,339
33	Flintshire - - -	1,940 0	1,470 2	12,337
22	Carnarvonshire - - -	966 15	738 11	2,082
8	ISLE OF MAN - - -	4,371 12	3,181 9	168,058
4	IRELAND - - -	1,180 0	885 0	4,420
6	SCOTLAND - - -	3,207 1	2,125 0	10,720
296	Total of the United Kingdom	73,500 10	54,235 9	524,307

PRICES of ENGLISH PIG and SHEET LEAD (per Ton) in the LONDON MARKET, being the Average of each Week, for the Year 1873.

For the Week ending		English Pig.	English Sheet.	English Pig(W.B.)	Patent Shot.
		£ s. d.	£ s. d.	£ s. d.	£ s. d.
January	3 - -	21 17 6	22 15 0	22 15 0	24 12 6
"	10 - -	22 0 0	22 17 6	22 15 0	24 17 6
"	17 - -	22 2 6	23 5 0	22 15 0	24 17 6
"	24 - -	22 7 6	23 5 0	23 5 0	24 17 6
"	31 - -	22 7 6	23 5 0	23 5 0	25 2 6
February	7 - -	22 7 6	23 7 6	23 0 0	25 2 6
"	14 - -	22 12 6	23 7 6	23 0 0	25 2 6
"	21 - -	22 12 6	23 7 6	23 0 0	25 2 6
"	28 - -	22 12 6	23 12 6	23 0 0	25 15 0
March	7 - -	23 2 6	24 12 6	24 5 0	26 5 0
"	14 - -	23 7 6	24 12 6	24 5 0	26 12 6
"	21 - -	23 7 6	24 12 6	24 5 0	26 12 6
"	28 - -	23 7 6	24 12 6	24 5 0	26 10 0
April	4 - -	23 7 6	24 12 6	24 7 6	26 10 0
"	11 - -	23 7 6	24 12 6	24 7 6	26 12 6
"	18 - -	23 10 0	24 12 0	24 10 0	26 12 6
"	25 - -	23 10 0	24 12 6	24 10 0	26 12 6
May	2 - -	23 10 0	24 12 6	24 10 0	26 12 6
"	9 - -	23 10 0	24 12 6	24 10 0	26 12 6
"	16 - -	23 10 0	24 12 6	24 10 0	26 12 6
"	23 - -	23 12 6	24 12 6	24 12 6	26 12 6
"	30 - -	23 12 6	25 2 6	24 12 6	27 0 0
June	6 - -	23 15 0	25 2 6	24 10 0	27 0 0
"	13 - -	23 15 0	25 2 6	24 10 0	27 0 0
"	20 - -	23 15 0	25 2 6	24 10 0	27 0 0
"	27 - -	23 5 0	25 0 0	24 10 0	26 17 6
July	4 - -	23 5 0	25 0 0	24 10 0	26 10 0
"	11 - -	23 5 0	24 10 0	24 10 0	26 10 0
"	18 - -	23 5 0	24 10 0	24 10 0	26 10 0
"	25 - -	22 17 6	24 10 0	24 10 0	26 10 0
August	1 - -	22 17 6	24 5 0	24 10 0	26 10 0
"	8 - -	22 10 0	23 17 6	24 15 0	26 10 0
"	15 - -	22 10 0	23 17 6	24 15 0	26 10 0
"	22 - -	22 17 6	24 0 0	24 15 0	26 10 0
"	29 - -	22 17 6	24 0 0	24 15 0	26 10 0
September	5 - -	23 7 6	24 10 0	25 0 0	26 15 0
"	12 - -	23 10 0	24 10 0	25 0 0	26 15 0
"	19 - -	23 10 0	24 10 0	25 0 0	26 15 0
"	26 - -	23 15 0	24 10 0	25 0 0	26 15 0
October	3 - -	23 15 0	24 10 0	25 0 0	26 15 0
"	10 - -	24 0 0	24 10 0	25 0 0	27 0 0
"	17 - -	24 0 0	24 15 0	25 0 0	27 5 0
"	24 - -	24 0 0	24 15 0	25 0 0	27 5 0
"	31 - -	24 0 0	24 10 0	25 0 0	27 5 0
November	7 - -	24 0 0	24 10 0	25 0 0	27 5 0
"	14 - -	24 0 0	24 10 0	25 0 0	27 5 0
"	21 - -	24 0 0	24 10 0	25 0 0	27 5 0
"	28 - -	24 0 0	24 10 0	25 0 0	27 5 0
December	5 - -	24 2 6	25 7 6	25 0 0	27 5 0
"	12 - -	24 2 6	25 7 6	25 0 0	27 5 0
"	19 - -	24 2 6	25 7 6	25 0 0	27 5 0
"	24 - -	24 2 6	25 7 6	25 0 0	27 5 0
Mean Price	- - -	23 6 0	24 8 0	24 7 8	26 10 0
Highest "	- - -	24 2 6	25 7 6	25 0 0	27 5 0
Lowest "	- - -	21 17 6	22 15 0	22 15 0	24 12 6

LEAD MINES SELLING ORE IN THE YEAR 1873.

No.	COUNTY, &c.	Names of Mines.	Lead Ore.	Value of Ore.	Lead.	Silver.
			Tons. cwts.	£ s. d.	Tons. cwts.	Ozs.
ENGLAND.						
1	CORNWALL.	Ashburton, Lady	2 0	40 0 0	1 10	7
2		Budnick Consols	0 14	6 12 0	0 10	—
3		Burrow & Butson	7 0	84 0 0	5 5	27
4		Cargoll - -	13 12	154 1 7	10 4	285
5		Chiverton, East -	13 7	271 18 5	10 0	50
6		Chiverton, South	22 3	375 2 7	16 11	99
7		Chiverton Moor	71 2	1,344 7 8	53 6	798
8		Chiverton, New -	24 3	321 18 5	18 0	90
9		Chiverton, West	2,224 0	29,929 15 11	1,668 6	70,056
10		Cornish Consols	20 0	174 5 0	15 0	75
11		Crenver - -	0 5	2 11 0	0 3	—
12		Herodsfoot -	321 1	7,483 2 9	240 0	16,050
13		Jane, Huel -	17 19	189 0 0	6 15	33
14		Mary Ann, Huel	759 15	14,653 11 3	569 5	40,399
15		Perran Huel } Virgin - }	10 0	162 15 0	7 10	37
16		Phoenix Silver -	33 9	551 5 7	25 1	125
17		Prince of Wales	5 12	120 6 0	4 4	21
18		Treamble -	20 0	240 0 0	15 0	75
19		Treburgett, Old	342 8	9,677 16 6	256 10	1,282
Total of CORNWALL*			3,909 10	65,782 9 8	2,923 0	129,509
DEVONSHIRE.						
1	DEVONSHIRE.	Betsy Huel -	77 11	1,051 6 4	53 18	215
2		Exmouth -	223 1	2,631 10 7	156 2	624
3		Frank Mills -	293 0	3,557 10 4	205 2	5,125
4		South Ward -	56 15	1,166 17 10	39 4	156
5		Tamar Consols -	10 17	134 9 1	7 10	30
6		Tamar Valley -	12 6	146 0 0	8 8	360
7		West Maria and } Fortescue - }	2 19	36 10 0	2 2	—
Total of DEVONSHIRE†			676 9	8,724 4 2	472 6	6,510
No.	COUNTY, &c.	Names of Mines.	Lead Ore.	Lead.	Silver.	
1	SOMERSETSHIRE.	Charterhouse Works -	358 12‡	274 10	—	
2	MENDIP HILLS.	East Harptree Works -	150 0	70 0	—	
3	Ore Washings.	St. Cuthbert Works -	—	—	—	
4		Waldegrave Works -	244 2	120 0	—	
Total of SOMERSETSHIRE			752 14	464 10	—	
1	DERBYSHIRE.	Smelters Returns - (The lead gives the metal from slag and soot also.)	4,442 6	3,116 3	750	

* 243 tons were shipped from Padstow.

† 621 tons of lead ore were shipped from Teignmouth.

‡ Dressed slimes sold from 45% to 55%, and 95 tons 10 cwt. pig lead smelted from slags, &c.

No.	COUNTY, &c.	Names of Mines.	Lead Ore.	Lead.	Silver.
			Tons, cwts.	Tons, cwts.	Ozs.
CUMBERLAND.					
1	ALSTON MOOR. Mines leased to the Governor and Company, known as the Nenthead and Garrigill Mines. Lead Ore 1,214 tons 6 cwts.	Browngill - - -	113 16	85 7	598
2		Capel Cleugh - - -	90 4	69 10	470
3		Carrs and Hanging Shaw-	156 15	117 12	823
4		Carrs Vein (<i>West of Nent</i>)	7 14	5 15	28
5		Fletcheras - - -	2 5	1 13	10
6		Guddamgill - - -	24 5	18 3	126
7		Long Cleugh - - -	162 11	121 17	852
8		Middle Cleugh - - -	361 9	271 1	1,897
9		Peat Slack Hill - - -	0 18	0 13	—
10		Priorsdale - - -	79 2	59 11	416
11		Rampgill - - -	169 16	127 7	892
12		Scale Burn - - -	21 19	16 8	115
13		Small Cleugh - - -	30 19	23 3	161
14		Tynebottom - - -	0 7	0 5	—
15		Bentyfield - - -	116 16	93 0	657
16		Brownley Hill - - -	180 0	135 0	810
17		Blagill - - -	—	—	—
18		Dowgang - - -	72 0	54 0	270
19		Dowke Burn or Cashwell	182 10	136 17	683
20		Dowport Syke - - -	43 4	32 8	162
21		Gallygill Syke - - -	8 7	6 2	30
22		Grassfield - - -	—	—	—
23		Holyfield - - -	6 0	4 10	22
24		Rodderup Fell - - -	81 12	61 4	306
25		<i>Smaller Mines in Alston</i> Manor - - -	3 18	2 18	14
26	TYNEHEAD MANOR	Brandy Gill and South Canock - - -	—	—	—
27		Calvert, West end - - -	8 18	5 19	47
28		Dosey and Tynebogs - - -	—	—	—
29		Patter Syke - - -	—	—	—
30		Clargill Head - - -	—	—	—
31		East Crossfell and Long Kate Lock - - -	*—	—	—
32		South and West Crossfell	—	—	—
33	CALDBECK DISTRICT	Driggrith - - -	—	—	—
34		Caldbeck Fells Consoli- dated - - -	413 2	309 0	6,186
35	KESWICK DISTRICT	Goldscope, Yewthwaite, Brandelow, and Bar- row Mines - - -	86 5	63 18	600
36		Helvellyn† - - -	—	—	—
Total of CUMBERLAND - - -			2,424 12	1,823 1	16,175

* No returns.

† Sometimes called the Wythburn Mines.

No.	COUNTY, &c.	Names of Mines.	Lead Ore.	Lead.	Silver	
			Tons. cwts.	Tons. cwts.	Ozs.	
1	STAFFORDSHIRE.	Dale, New - - -	73 4	54 18	—	
2		Ecton Hill - - -	1 1	0 15	—	
		Total of STAFFORDSHIRE - -		74 5	55 13	—
1	SHROPSHIRE.	Bog - - -	275 0	206 5	—	
2		Leeds Rock House - -	18 12	13 10	—	
3		Pennerley - - -	660 0	511 0	—	
4		Perkins Beach - - -	55 0	42 0	—	
5		Roman Gravels - - -	2,550 0	2,011 0	—	
6		Snailbeach* - - -	2,303 3	1,718 7	—	
7		Tankerville - - -	1,304 0	1,025 0	2,050	
8		Tankerville, West - -	115 0	90 10	} 350	
9		Tankerville, North - -	7 0	5 10		
	Total of SHROPSHIRE - -		7,287 15	5,623 2	2,400	
1	YORKSHIRE.	Burhill - - -	29 1	22 1	—	
2		Coniston and Tilberthwaite - -	1 10	1 2	—	
3		Elbolton - - -	9 10	5 3	—	
4		Grassington - - -	286 17	182 2	—	
5		Grassington Royalties - -	29 18	21 2	—	
6		WHARFEDALE	Grimwith - - -	—	—	—
7			Hebden Moor - - -	—	—	—
8			Old Providence - - -	15 0	11 5	—
9			Silver Rake or Kettlewell - -	3 0	2 5	—
10		Starbottan Moorend or Wharfedale Mine	- - -	47 5	35 8	—
11						
12		Cowling - - -	—	—	—	
13		NIDDERDALE	Craven Cross - - -	—	—	—
14			Stoney Groves - - -	17 8	17 0	—
15			Sun Side and Merryfield - -	—	—	—
16			Arkendale - - -	601 12	451 4	—
17			Blakethwaite - - -	—	—	—
18			Ellerton Moor - - -	84 6	63 0	—
19			Fell End - - -	2 2	1 10	—
20			Grinton Moor - - -	1 4	0 16	—
21		SWALEDALE AND ARKENDALE.	Hurst - - -	476 11	357 7	—
22			Maker Side or South } Swaledale - - -	—	—	—
23	Merrybent - - -		131 10	97 16	—	
24	Mosdale - - -		—	—	—	
25	WENSLEYDALE	Old Gang - - -	2,625 16	1,969 0	—	
26		Surrender - - -	74 2	55 11	—	
27		Wet Groves - - -	—	—	—	
28	FOREST OF BOSLAND	Whitaside - - -	—	—	—	
29		Keld Heads - - -	424 8	318 6	—	
30		Whitewell - - -	—	—	—	
31		Buckden Gavel - - -	19 16	13 14	—	
32		Sunside Mines - - -	92 13	69 9	—	
33		Swinnergill - - -	13 2	9 16	—	
	Total of YORKSHIRE - -		4,986 11	3,704 17	1,500	

* The Lead from Snailbeach includes *Flue dust* and *Slags*.

No.	COUNTY, &c.	Names of Mines.	Lead Ore.	Lead.	Silver.	
			Tons. cwts.	Tons. cwts.	Ozs.	
WESTMORELAND.						
1		Dufton Fell - - -	4 9	3 6	23	
2		Greenside - - -	1,369 0	942 0	16,000	
3		Hardshins - - -	—	—	—	
4		Hilton and Murton - - -	72 0	54 0	378	
5		Hunters Vein - - -	2 16	2 2	15	
6		Mallerstang - - -	15 2	11 3	77	
7		Silverband - - -	66 8	49 16	357	
		Total of WESTMORELAND	1,529 15	1,062 7	16,850	
DURHAM AND NORTHUMBERLAND.						
1		Allendale, East and West, and Weardale - - -	8,370 0	6,095 10	19,208	
2		Ashgill Head - - -	5 3	3 16	11	
3		Coldberry - - -	1,283 12	962 14	2,888	
4	TEESDALE AND WEARDALE. Governor and Company Mines. Lead Ore 3,874 tons 8 cwt.	Coldberry Skcars - - -	37 14	28 5	56	
5		Flakebrigg - - -	199 14	149 5	447	
6		Flushamie - - -	—	—	—	
7		Lodgesyke - - -	13 7	11 0	33	
8		Little Egglesthope - - -	542 14	407 0	1,221	
9		Red Groves - - -	342 8	256 0	768	
10		Wire Gill - - -	1,415 4	1,061 5	3,183	
11		Yorkshire Mines - - -	34 12	25 11	76	
12		NEWBIGIN	Broadley Hill - - -	—	—	—
13			Beldon, New - - -	—	—	—
14			Bollyhope Burn - - -	—	—	—
15		Flakebrigg (Bollyhope Tract) - - -	233 2	174 16	524	
16	WEARDALE.	Grass Hill - - -	8 0	6 0	18	
17		Green Hurth - - -	452 0	339 0	2,034	
18		Langdon - - -	—	—	—	
19		Pike Law - - -	14 4	10 13	73	
20		Whitfield Brow - - -	1,820 0	1,365 4	4,095	
21		Derwent Mines - - -	490 5	352 0	4,135	
22		Fallowfield - - -	102 4	74 13	298	
23		Healeyfield* - - -	150 0	114 0	1,000	
24		Langley Barony - - -	30 0	23 10	60	
25		Rookhope Valley - - -	90 0	67 10	472	
26		Settlingstones - - -	49 12	37 0	148	
27		Stonecroft and Greyside - - -	2,935 0	2,201 5	6,603	
28	Sunnyside - - -	4 16	3 12	11		
		Total of DURHAM and NORTHUMBERLAND	18,623 11	13,769 9	47,862	

* Estimated—no return.

No.	COUNTY, &c.	Names of Mines.	Lead Ore.	Lead.	Silver.
			Tons. cwts.	Tons. cwts.	Ozs.
WALES.					
1	BRECONSHERE.	Nant y Car - -	—	—	—
CARDIGANSHIRE.					
1	CARDIGANSHIRE. LEISBURN MINEs. Tons cwts. 2,192 0	Aberystwith - -	50 0	39 10	—
2		Allt y Crib - -	60 0	43 10	450
3		Blaen Caelan - -	—	—	—
4		Blaen Cennant - -	8 0	6 0	—
5		Bog - -	250 0	193 0	—
6		Bronfloyd - -	—	—	—
7		Bwlch Consols - -	44 0	33 0	665
8		Bwadrain - -	190 0	146 0	3,066
9		Caegynon - -	—	—	—
10		Cefn-cwm-Bryno - -	170 3	126 10	400
11		Clara Consols - -	—	—	—
12		Cwm-Erfin - -	14 13	10 19	66
13		Cwm-Ystwyth - -	194 0	145 10	—
14		Cwm-Symlog, North - -	—	—	—
15		De Broke - -	—	—	—
16		Darren, South, or Cwm-Sebon - -	171 6	126 0	4,992
17		Darren, East - -	623 17	468 0	12,973
18		Darren, Great - -	167 1	126 0	650
19		Eagle Brook - -	40 0	28 0	313
20		Esgair Hir - -	290 0	212 0	2,453
21		Esgairlee - -	40 0	30 0	—
22		Esgair Mwyn - -	85 0	61 0	256
23		Florida - -	45 0	34 0	—
24		Frongoch - -	1,040 0	795 10	—
25		Frongoch, West - -	10 0	7 10	—
26		Glogfach - -	263 0	200 0	5,560
27		Glogfawr - -	545 0	417 0	4,205
28		Graigcoch - -	186 0	141 0	—
29		Logylas, East - -	148 0	107 0	635
30		Gertrude - -	154 3	115 0	—
31		Goginan - -	150 0	114 0	3,240
32		Great Darren - -	—	—	—
33		Grogwinion - -	100 0	77 0	—
34		Hafod, East - -	—	—	—
35		Llawr-Cwmbach - -	20 0	15 0	85
36		Llywernog - -	—	—	—
37		Pant-y-go West - -	—	—	—
38		Penycefn - -	—	—	—
39		Plynlimmon - -	169 16	129 0	—
40		Powell Consolidated - -	20 0	15 0	—
41		Rheidol - -	—	—	—
42		Tanyrallt - -	—	—	—
43		Sundry Mines - -	124 0	95 0	460
Total of CARDIGANSHIRE - -			5,372 19	4,056 19	39,869
CAERMARTHENSHIRE.					
1	CAERMARTHENSHIRE.	Nant-y-Mwyn - -	599 5	438 0	2,500
2		Vale of Towy - -	4 0	3 0	18
Total of CAERMARTHENSHIRE - -			603 5	441 0	2,518
PEMBROKESHIRE.					
1	PEMBROKESHIRE.	Llanfrynach - -	149 15	105 0	1,341

No.	COUNTY, &c.	Names of Mines.	Lead Ore.	Lead.	Silver.
			Tons. cwt.	Tons. cwt.	Ozs.
1	MONTGOMERY-SHIRE.	Aberdaunant - - -	21 0	16 10	—
2		Caylan - - -	—	—	—
3		Clwt Militia - - -	18 0	13 10	90
4		Cae Courcy - - -	52 10	39 0	—
5		Cwm-byr - - -	70 0	53 10	—
6		Cwm Vron - - -	—	—	—
7		Dyfnogwn - - -	—	—	—
8		Dylife - - -	782 10	565 0	3,267
9		Llanerchyrur - - -	132 0	98 10	916
10		Llangynog, New - - -	160 0	122 0	366
11		Llangynog, East - - -	340 0	258 0	774
12		Nanty-Iago - - -	80 0	61 0	—
13		Pen-y-clyn - - -	—	—	—
14		Penrallt - - -	—	—	—
15		Rhosyddol - - -	180 15	135 0	720
16		Seglenias - - -	—	—	—
17		Van - - -	5,740 0	4,335 0	48,824
18		Van Consols - - -	250 0	193 10	—
19		Van Great, West - - -	150 0	114 10	—
	Total of MONTGOMERYSHIRE		7,976 15	6,005 0	54,957
1	MERIONETHSHIRE.	Aberdovey - - -	5 0	3 10	20
2		Bwlch y Plwm - - -	8 0	6 0	} 90
3		Great Rock - - -	15 0	11 10	
	Total of MERIONETHSHIRE		28 0	21 0	110
1	DENBIGHSHIRE.	Eglwyseg Extension - - -	5 0	3 15	28
2		Minera - - -	2,913 0*	2,184 15	10,920
3		Minera Consols - - -	—	—	—
4		Minera Union - - -	29 0	15 10	92
5		Park - - -	30 0	23 0	192
6		Penfforddbedw - - -	—	—	—
7		Pool Park - - -	—	—	—
8		Westminster - - -	—	—	—
9		Westminster, North - - -	—	—	—
10		Denbighshire Consols - - -	20 0	15 0	107
	Total of DENBIGHSHIRE		2,997 0	2,242 0	11,339
1	FLINTSHIRE.	Celn Bog - - -	9 0	6 15	—
2		Celyn Level - - -	19 0	14 0	126
3		Constance, Lady - - -	9 0	6 0	32
4		Fron - - -	—	—	—
	Carried forward		37 0	26 15	158

* Value 44,938*l.* 1*s.* 0*d.*

No.	COUNTY, &c.	Names of Mines.	Lead Ore.	Lead.	Silver.
			Tons. cwts.	Tons. cwts.	Ozs.
	FLINTSHIRE—cont.	Brought forward -	37 0	26 15	158
5		Gladstone - - -	5 0	3 10	22
6		Gronant - - -			
7		Halkyn (Deep Level) -	35 0	26 10	160
8		Henblas, North - -	9 10	7 0	58
9		Hendre, North - -	395 0	307 10	1,776
10		Howell - - -			
11		Kilmorie* - - -			
12		Llanannon - - -	2 0	1 7	
13		Mount Pleasant - -			
14		Prince Patrick - -	180 0	141 0	621
15		Prince Patrick, West	6 0	4 10	22
16		Pantyne - - -			
17		Parry's* - - -			
18		Pennant - - -			
19		Pwll Gwen Lean* -			
20		Rhoseamor - - -	29 0	21 10	244
21		Saint Lawrence - -	53 0	39 0	246
22		Summer Hill* - -			
23		Sir Edward* - - -			
24		Speedwell* - - -			
25		South Merilyn - -	5 0	3 10	22
26		Talacre* - - -			
27		True Blue - - -			
28	TALARGOCH	Maes-yr-Erwddu - -	545 0	403 0	4,324
29		Coetia Llys - - -	440 0	337 0	3,894
30		Trelogan* - - -			
31		Valentine* - - -			
32		Wagstaff - - -	72 0	53 0	330
33		Sundry Mines - - -	126 10	95 0	460
			Total of FLINTSHIRE - -	1,940 0	1,470 2
	†CAERNARVONSHIRE.	Alltwen - - -	2 7	1 15	
1		Assheton - - -	382 0	296 0	1,430
2		Bryneisteddfod - -	2 11	1 16	
3		Bryn Cenhadon - -	0 14	0 10	
4		Bwlch Coch - - -			
5		Caernarvon Consols -			
6		Coed Maur Pool - -			
7		Cwmfanhadog - - -			
8		Cae Coch or Cwmlanereh			
9		Foelddu or Willoughby -	102 6	76 14	
10		Fuchlas - - -	0 10	0 7	
11		Great Mountain - -	9 0	4 10	92
12		Gwaithucha - - -			
13		Palmure - - -	224 0	170 0	
14		Carried forward -	723 8	551 12	1,522

* No lead sold in 1873 from most of these. The small quantities sold from some of them by private contract are included in the Sundry Mines.

† Correction.—Lead Ore and Lead Return, 1872: 260 tons 7 cwts. on page 59 was carried forward as 2,607 tons 7 cwts. on page 60.

Insert Willoughby, 7 tons 10 cwts. of lead.

„ Raltwen 1 „ 14 „ „ and 2 tons. 6 cwts. of ore.

Making total of County, 397 tons 16 cwts. lead ore and 299 tons 5 cwts. lead.

No.	COUNTY, &c.	Names of Mines.	Lead Ore.	Lead.	Silver.
	CARNARVONSHIRE		Tons. cwt.	Tons. cwt.	Ozs.
	—cont.	Brought forward -	723 8	551 12	1,522
15		Greffin - - - -	—	—	—
16		Gwydyr Park - - -	45 0	35 0	—
17		Hafna - - - -	2 15	2 0	—
18		Llanrwst* - - - -	—	—	—
19		Pencraig - - - -	30 12	22 19	—
20		Rhenardrwst - - -	—	—	—
21		Tanybwch - - - -	123 0	95 10	560
22		Tyntwll - - - -	42 0	31 10	—
		Total of CARNARVONSHIRE -	866 15	738 11	2,082
1	ISLE OF MAN.	Ballacorkish - - -	393 12	295 4	7,965
2		Bradda - - - -	—	—	—
3		Foxdale - - - -	1,433 0	993 10	57,727
4		Foxdale, East - - -	135 0	101 5	2,300
5		Laxey, Great - - -	2,355 0	1,700 0	94,870
6		Laxey, North - - -	30 0	23 0	296
7		Ohio (Crown) - - -	—	—	—
8		Snaefell - - - -	25 0	18 10	—
		Total of ISLE OF MAN -	4,371 12	3,131 9	163,058
		IRELAND.			
1	LOUTH.	Dundalk - - - -	—	—	—
2	WATERFORD.	Shalle - - - -	—	—	—
3	TIPPERARY.	Silver Mines - - -	—	—	—
4	WICKLOW.	Luganure - - - -	1,180 0	885 0	4,420
		Total of IRELAND -	1 180 0	885 0	4,420
		SCOTLAND.			
1	ARGYLESHIRE.	Feedonald (<i>Strontian</i>) -	—	—	—
2	LANARKSHIRE.	Lead Hills - - - -	1,748 0	1,025 0	} 5,100
3	KIRKCUDBRIGHT.	East Black Craig - - -	244 1	183 0	
4		Woodhead - - - -	15 0	12 0	
5	DUMFRIESSHIRE.	Wanlockhead - - -	1,100 0	830 0	5,620
6		Isle of Islay - - -	100 0	75 0	—
		Total of SCOTLAND -	3,207 1	2,125 0	10,720

* Formerly Bwlch-yr-Nairn.

TABLE of LEAD ORES, LEAD, and SILVER produced from them in the United Kingdom from the year 1848, showing the Quantity of Ore required to make 100 Tons of Lead, the Quantity of Lead in 100 Tons of Ore, and the Ounces of Silver in a Ton of Lead, for the same period.

Years.	Lead Ore.	Lead.	Silver.	Ore to make 100 Tons of Lead.	Lead in 100 Tons of Ore.	Silver in a Ton of Lead.
	Tons.	Tons.	Ounces.	Tons.	Tons.	Ounces.
1848	78,944	53,373		147·909	67·608	
1849	86,823	58,715		147·871	67·626	
1850	92,958	64,429		144·279	69·309	
1851	92,312	65,289		141·389	70·726	
1852	91,198	64,961		140·388	71·230	
1853	85,843	60,969	496,475	139·485	71·691	8·143
1854	90,554	64,005	562,659	141·479	70·681	8·798
1855	92,251	65,691	561,906	140·430	71·209	8·553
1856	101,997	73,129	614,188	139·476	71·696	8·798
1857	96,820	69,266	532,866	139·780	71·541	7·693
1858	95,855	68,303	569,345	140·337	71·256	8·336
1859	91,353	62,382	578,275	146·441	68·286	9·270
1860	88,791	63,225	549,090	140·436	71·206	8·684
1861	90,666	65,644	570,474	138·117	72·402	8·690
1862	95,312	69,013	686,123	138·107	72·407	9·942
1863	91,283	68,221	634,004	133·804	74·735	9·293
1864	94,463	67,081	641,088	140·819	71·013	9·957
1865	90,452	67,251	724,856	134·499	74·349	10·778
1866	91,051	67,391	636,688	135·108	74·014	9·447
1867	93,432	68,441	805,394	136·514	73·252	11·767
1868	95,236	71,017	841,328	134·108	74·568	11·846
1869	96,866	73,259	831,891	132·224	75·629	11·355
1870	98,176	73,420	784,562	133·718	74·783	10·687
1871	93,965	69,037	761,490	136·108	73·470	11·030
1872	81,564	60,420	628,920	135·001	74·076	10·409
1873	73,500	54,235	531,077	135·521	73·789	9·792

IMPORTS.

LEAD Imported into the UNITED KINGDOM in the Year 1873, as per
Parliamentary Returns.

	Description of Lead.	Quantities.
	Lead Ore - - - -	11,688
	Lead, Pig and Sheet - - - -	62,563
	Lead Manufactures - - - -	515

IMPORTS of LEAD in 1873.

Countries from which Imported.	Lead Ore.	Lead, Pig and Sheet.	Lead Manufactures.
	Tons.	Tons.	Tons.
Sweden - - - - -	—	95	—
Norway - - - - -	26	5	—
Germany - - - - -	27	167	254
Holland - - - - -	—	2,690	133
Belgium - - - - -	—	2,277	20
Chanuel Islands - - - - -	—	3	22
France - - - - -	1,787	285	64
Portugal - - - - -	329	2,285	—
Spain - - - - -	1,395	47,451	—
Gibraltar - - - - -	—	18	—
Italy - - - - -	6,428	—	—
Greece - - - - -	—	7,133	6
Turkey, European - - - - -	11	—	—
Cape of Good Hope - - - - -	12	—	—
British India - - - - -	5	—	3
China - - - - -	—	—	8
West Australia - - - - -	525	1	—
South Australia - - - - -	—	6	—
Victoria - - - - -	123	70	2
New South Wales - - - - -	5	—	—
New Zealand - - - - -	6	—	—
British North America - - - - -	5	—	—
United States of America : on the Atlantic	65	3	—
on the Pacific -	348	—	—
United States of Columbia (New Granada) -	17	—	—
Peru - - - - -	51	7	—
Chili - - - - -	441	62	—
Argentine Republic - - - - -	79	4	—
Other Parts - - - - -	3	1	3
TOTAL IMPORT - - -	11,688	62,563	515

EXPORTS.

BRITISH and FOREIGN LEAD Exported in the Year 1873, as per Parliamentary Returns.

Description of Lead.	British.	Foreign.
	Tons.	Tons.
Lead Ore - - - -	721	631
Pig Lead - - - -	21,906	322
Lead, Rolled, Sheet, Piping, and Tubing - - - -	10,104	—
Lead Manufactures - - - -	—	30

BRITISH LEAD Exported in 1873.

Countries to which Exported.	Lead Ore.	Lead, Pig.	Lead, Rolled, Sheet, Piping, and Tubing.
	Tons.	Tons.	Tons.
Russia : Northern Ports - - - -	—	5,828	1,391
" Southern Ports - - - -	—	854	246
Sweden - - - -	—	314	117
Norway - - - -	—	123	164
Denmark - - - -	—	28	348
Germany - - - -	—	2,654	987
Holland - - - -	—	964	88
Belgium - - - -	606	170	237
Channel Islands - - - -	—	1	36
France - - - -	—	1,479	15
Portugal, Azores, and Madeira - - - -	—	28	228
Spain and the Canaries - - - -	—	6	49
Gibraltar - - - -	—	—	30
Italy - - - -	—	258	38
Malta - - - -	—	2	13
Greece - - - -	—	—	6
Turkey : European - - - -	—	502	184
" Asiatic - - - -	6	5	4
Wallachia and Moldavia - - - -	—	36	17
Egypt - - - -	7	29	17
Tripoli and Tunis - - - -	—	10	—
West Coast of Africa - - - -	—	68	26
British Possessions in South Africa - - - -	—	297	288
Mauritius - - - -	—	2	156
British India : Continental Territories - - - -	99	83	856
Straits Settlements - - - -	—	210	21
Ceylon - - - -	—	—	7
Java - - - -	—	35	170
China - - - -	—	2,182	61
Hong Kong - - - -	—	1,645	47
Japan - - - -	—	42	658
Carried forward - - - -	718	17,350	16,450

Countries to which Exported.	Lead Ore.	Lead, Pig.	Lead, Rolled, Sheet, Piping, and Tubing.
	Tons.	Tons.	Tons.
Brought forward - - -	718	17,350	16,450
Australia : West Australia - - -	—	—	4
" South Australia - - -	—	8	43
" Victoria - - -	—	754	295
" New South Wales - - -	—	11	239
" Queensland - - -	—	10	28
" Tasmania - - -	—	35	32
" New Zealand - - -	—	10	343
British North America - - -	3	668	376
United States of America: On the Atlantic - - -	—	2,735	181
" " On the Pacific - - -	—	—	1
British West India Islands and British Guiana - - -	—	28	182
Foreign West Indies - - -	—	18	50
Mexico - - -	—	1	19
Central America - - -	—	11	18
United States of Columbia (New Granada) - - -	—	79	50
Venezuela - - -	—	2	16
Ecuador - - -	—	8	1
Peru - - -	—	8	320
Chili - - -	—	7	89
Brazil - - -	—	103	856
Uruguay - - -	—	10	228
Argentine Republic - - -	—	55	271
Other Parts - - -	—	—	12
TOTAL Export of British Lead -	721	21,906	10,104

FOREIGN LEAD Exported in the Year 1873.

Countries to which Exported.	Lead Ore.	Lead, Pig and Sheet.	Lead Manufac- tures.
	Tons.	Tons.	Tons.
Russia : Northern Ports - - -	—	240	—
" Southern Ports - - -	—	4	5
Germany - - -	—	6	—
Holland - - -	—	25	—
Belgium - - -	631	25	—
Turkey, European - - -	—	—	22
Japan - - -	—	4	—
Australia : Tasmania - - -	—	5	—
United States of America: On the Pacific - - -	—	2	—
Argentine Republic - - -	—	11	—
Other Parts - - -	—	—	3
TOTAL Export of Foreign Lead	631	322	30

IMPORTS AND EXPORTS OF LEAD, 1873.

IMPORTS.

IMPORTS of LEAD in the Year 1873 and two previous Years (as per BOARD of TRADE RETURNS).

				Quantities.	Value.
				Tons.	£
1871, Lead, pig or sheet	-	-	-	65,167	1,393,184
1872, Do. do.	-	-	-	70,069	1,522,999
1873, Do. do.	-	-	-	60,303	1,474,252

EXPORTS.

BRITISH LEAD EXPORTED in the Year 1873 and two previous Years (as per BOARD of TRADE RETURNS).

Countries to which Exported.	Quantities.			Value.		
	1871.	1872.	1873.	1871.	1872.	1873.
	Tons.	Tons.	Tons.	£	£	£
Russia - - -	4,989	8,032	7,933	90,350	157,005	182,323
France - - -	2,424	2,022	1,494	44,740	41,095	34,589
United States - -	10,761	8,358	2,917	208,128	170,027	69,244
China and Hong Kong -	9,528	7,082	3,929	176,151	185,155	91,075
British India - -	2,933	2,799	1,183	60,266	64,766	33,476
Australia - -	1,899	1,859	1,824	36,419	37,727	42,944
Other Countries - -	11,955	14,183	12,929	240,996	300,754	303,805
Total - -	44,489	44,330	32,209	857,050	906,529	757,456

1873.

ZINC.

The total quantities of ZINC ORES of which returns have been obtained,—principally Sulphide of Zinc (Black Jack),—from Mines in the United Kingdom were as follows :—

ZINC ORES	-	-	-	Tons.	Cwts.
				15,969	1
ZINC (Metallic)	-	-	-	4,471	0

The PRICES of ZINC ORES per TON during the Year 1873 were as follows :—

Months.	Highest.	Lowest.	Mean.
	£ s. d.	£ s. d.	£ s. d.
January - -	5 9 0	3 0 0	4 4 6
February - -	5 14 0	3 1 0	4 7 6
March - -	6 3 0	3 3 0	4 13 0
April - -	5 3 6	3 12 0	4 7 9
May - -	4 15 0	3 0 0	3 17 6
June - -	3 15 6	3 2 6	3 8 9
July - -	3 7 6	2 10 0	2 18 9
August - -	3 7 6	2 10 0	2 18 9
September - -	3 15 0	2 10 0	3 2 6
October - -	4 10 0	3 0 0	3 15 0
November - -	4 11 0	3 3 0	3 17 0
December - -	3 10 0	3 10 0	3 10 0
Mean Prices -	4 10 0	3 0 0	3 15 0

This and the table following give the total value as—

Zinc Ores	-	-	-	-	£	s.	d.
					61,166	15	3
Metallic Zinc	-	-	-	-	120,099	5	0

**SUMMARY of the PRODUCTION of the ZINC MINES of the UNITED KINGDOM
for the Year 1873.**

No. of Mines.	Counties, &c.	Quantities.	Value.
	ENGLAND :	Tons. cwt. qrs.	£ s. d.
7	Cornwall - - -	1,428 6 2	4,754 12 2
1	Devonshire - - -	123 10 0	741 0 0
8	Cumberland - - -	651 1 0	1,941 13 11
—	Derbyshire - - -	100 0 0	350 0 0
2	Shropshire - - -	625 0 0	2,109 0 0
	WALES :		
1	Brecknockshire - - -	111 0 0	582 5 0
	Caermarthenshire - - -	—	—
11	Cardiganshire - - -	490 13 0	1,493 2 6
4	Caernarvonshire - - -	341 16 2	850 7 8
3	Denbighshire - - -	2,187 0 0	8,440 6 6
3	Flintshire - - -	2,089 0 0	8,762 19 0
3	Montgomeryshire - - -	1,535 4 0	6,712 0 0
1	Radnorshire - - -	52 0 0	260 0 0
10	Sundries, England and Wales -	450 0 0	1,496 0 0
3	ISLE OF MAN - - -	5,520 0 0	20,559 10 0
2	IRELAND - - -	264 10 0	1,953 18 6
1	SCOTLAND - - -	60 0 0	120 0 0
60	Total - - -	15,969 1 0	61,166 15 3

PRICES of SPELTER and ZINC (per Ton) in the LONDON MARKET, being the Average of each Week, for the Year 1873.

For the Week ending			Spelter.			Zinc (in Sheets).		
			£	s.	d.	£	s.	d.
January	3	- -	23	15	0	31	15	0
"	10	- -	23	17	6	31	15	0
"	17	- -	24	5	0	31	15	0
"	24	- -	24	15	0	31	15	0
"	31	- -	24	17	6	31	15	0
February	7	- -	25	0	0	32	0	0
"	14	- -	25	0	0	32	15	0
"	21	- -	25	15	0	33	0	0
"	28	- -	26	15	0	33	0	0
March	7	- -	27	2	6	33	0	0
"	14	- -	27	17	6	33	10	0
"	21	- -	27	17	6	33	10	0
"	28	- -	27	15	0	33	10	0
April	4	- -	27	15	0	33	10	0
"	11	- -	27	15	0	33	10	0
"	18	- -	27	15	0	33	10	0
"	25	- -	27	15	0	33	10	0
May	2	- -	27	5	0	33	5	0
"	9	- -	27	5	0	33	5	0
"	16	- -	27	15	0	33	5	0
"	23	- -	27	15	0	33	5	0
"	30	- -	27	15	0	33	5	0
June	6	- -	27	15	0	33	5	0
"	13	- -	27	10	0	33	5	0
"	20	- -	27	10	0	33	5	0
"	27	- -	27	0	0	32	10	0
July	4	- -	26	10	0	32	10	0
"	11	- -	25	15	0	32	10	0
"	18	- -	25	15	0	32	10	0
"	25	- -	25	10	0	32	10	0
August	1	- -	25	10	0	32	10	0
"	8	- -	25	10	0	32	10	0
"	15	- -	25	15	0	32	10	0
"	22	- -	26	0	0	32	10	0
"	29	- -	26	0	0	32	15	0
September	5	- -	28	2	6	32	15	0
"	12	- -	27	10	0	32	15	0
"	19	- -	27	10	0	32	15	0
"	26	- -	27	0	0	32	15	0
October	3	- -	27	0	0	32	15	0
"	10	- -	27	5	0	33	10	0
"	17	- -	27	5	0	33	10	0
"	24	- -	27	15	0	33	10	0
"	31	- -	27	15	0	33	10	0
November	7	- -	27	15	0	33	5	0
"	14	- -	27	15	0	33	5	0
"	21	- -	27	15	0	33	5	0
"	28	- -	27	15	0	33	5	0
December	5	- -	27	15	0	33	5	0
"	12	- -	27	10	0	33	5	0
"	19	- -	27	0	0	33	5	0
"	24	- -	27	0	0	32	10	0
Mean Price	-	-	26	15	0	32	18	0
Highest "	-	-	28	2	6	33	10	0
Lowest "	-	-	23	15	0	31	15	0

STATEMENT of the ZINC ORE PRODUCE from the MINES of the UNITED KINGDOM, as returned to the INSPECTOR OF MINES for CORNWALL and DEVONSHIRE, to the STANNARY COURT, and to the MINING RECORD OFFICE in the Year 1873.

County.	Names of Mines.	Quantities.	Value.
		Tons. cwt. qrs.	£ s. d.
ENGLAND :			
CORNWALL.	Burra Burra - - - -	103 3 2	1,119 14 1
	Burrow and Butson - - -	150 0 0	450 0 0
	Cargoll - - - -	25 12 0	61 7 6
	Chiverton, West - - - -	1,002 11 0	2,966 16 7
	Polmear, South - - - -	124 0 0	99 4 0
	Rowe Huel - - - -	5 0 0	12 10 0
	Caradon and Phoenix - -	18 0 0	45 0 0
	Total of CORNWALL	1,428 6 2	4,754 12 2
DEVONSHIRE.	Exmouth Silver Lead Mines -	123 10 0	741 0 0
CUMBERLAND. ALSTON MOOR.	Browngill, &c. } -	355 4 0	1,862 0 0
	Force Cragg } -		
	Neuthead Mines } -	147 6 0	
	Brownley Hill - - - -		
	Dowgang - - - -	109 5 0	
	Carrs Vein W of Nent - -	9 0 0	
	Roughtengill and Drygill* -	23 4 1	
Caldbeck - - - -	7 1 3	15 18 11	
Total of CUMBERLAND	651 1 0	1,941 13 11	
DERBYSHIRE.	Sundry small parcels - -	100 0 0	350 0 0
SHROPSHIRE.	Bog - - - -	460 0 0	1,380 0 0
	Pennerley - - - -	-	-
	Snailbeach - - - -	-	-
	Stiperstones - - - -	-	-
	West Tankerville - - - -	165 0 0	729 0 0
Total of SHROPSHIRE	625 0 0	2,109 0 0	

* Or Caldleck Fells.

County.	Names of Mines.	Quantities.	Value.
		Tons. cwt. qrs.	£ s. d.
WALES :			
CAERMARTHENSHIRE.	Nanty Mwyn - - -	—	—
BRECKNOCKSHIRE.	Nanty Car - - -	111 0 0	582 5 0
CARDIGANSHIRE.	Alty Crib - - -	10 0 0	25 0 0
	Blaencanant - - -	5 0 0	12 10 0
	Cægynon - - -	60 0 0	264 0 0
	Cwmystwith - - -	60 0 0	180 0 0
	Bwadrain - - -	5 0 0	15 0 0
	Esgair Mwy - - -	10 0 0	30 0 0
	Florida - - -	76 0 0	304 0 0
	Lisburne, South - - -	72 0 0	216 0 0
	Nantyglo - - -	80 0 0	240 0 0
	Powell Consols - - -	30 0 0	90 0 0
	Cefn Brwyno - - -	22 13 0	56 12 6
	Total of CARDIGANSHIRE -	430 13 0	1,433 2 6
CAERNARVONSHIRE.	Aberllyn - - -	—	—
	Asaheton - - -	190 0 0	570 0 0
	Gwaithucha - - -	8 0 0	24 0 0
	Hafna - - -	1 16 1	5 8 0
	Willoughby - - -	142 0 1	250 19 8
	Total of CAERNARVONSHIRE	341 16 2	850 7 8
DENBIGHSHIRE.	Minera - - -	2,122 0 0	8,245 6 6
	Pool Park - - -	} 65 0 0	195 0 0
	Park and Sundries - - -		
	Total of DENBIGHSHIRE -	2,187 0 0	8,440 6 6
FLINTSHIRE.	Holway - - -	—	—
	Maes y Safn - - -	—	—
	Mold - - -	—	—
	Talacre - - -	452 0 0	1,808 0 0
	Talargoch - - -	1,600 0 0	6,720 0 0
	Trelogan - - -	37 0 0	234 19 0
	West Pant y Go - - -	—	—
	Total of FLINTSHIRE -	2,089 0 0	8,762 19 0

County.	Names of Mines.	Quantities.	Value.
MONTGOMERYSHIRE.		Tons cwt. qrs.	£ s. d.
	Cwm Byr - - - -	55 0 0	292 0 0
	Cwm Vron - - - -	—	—
	Dyliffe - - - -	—	—
	Nantiago - - - -	80 4 0	320 0 0
	Van - - - -	1,400 0 0	6,160 0 0
	Total of MONTGOMERYSHIRE	1,535 4 0	6,712 0 0
RADNORSHIRE.	Cwm Elan - - - -	52 0 0	260 0 0
	Fedw - - - -	—	—
ISLE OF MAN.	Ballacorkish - - - -	90 0 0	292 5 0
	Falcon Cliff - - - -	—	—
	Foxdale - - - -	—	—
	Great Laxey - - - -	5,370 0 0	20,204 5 0
	Snawfell - - - -	60 0 0	63 0 0
	Total of ISLE OF MAN	5,520 0 0	20,559 10 0
IRELAND.	Wicklow (Sundry) - - - -	30 0 0	65 0 0
	Silver Mines— <i>Calamine</i> - - - -	139 0 0	213 5 6
	<i>*Oxide of Zinc</i> - - - -	95 10 0	1,675 13 0
	Total of IRELAND	264 10 0	1,953 18 6
SCOTLAND.	East Black Craig - - - -	60 0 0	120 0 0

* Manufactured from poor calamine ore.

IMPORTS,

As per Parliamentary Returns.

ZINC IMPORTED into the UNITED KINGDOM in the Year 1873.

	Zinc.	Zinc Ore.	Zinc Manufactures.
	Tons. 30,087	Tons. 20,031	Tons. 12,470

IMPORTS of ZINC in the Year 1873.

Countries from which Imported.	Zinc Ore.	Zinc, Crude.	Zinc Manufactures.
	Tons.	Tons.	Tons.
Russia - - - - -	—	1	8
Norway - - - - -	1,114	—	12
Germany - - - - -	260	8,874	2,648
Holland - - - - -	—	5,091	3,423
Belgium - - - - -	12	3,596	5,185
France - - - - -	1,486	2,274	1,024
Portugal, Azores, and Madeira - - - - -	3	—	3
Spain - - - - -	5,129	20	—
Gibraltar - - - - -	390	—	—
Italy - - - - -	21,693	—	—
Egypt - - - - -	—	2	8
Cape of Good Hope - - - - -	—	—	5
Bengal and Burmah - - - - -	—	—	100
Victoria - - - - -	—	155	13
New South Wales - - - - -	—	9	—
New Zealand - - - - -	—	5	—
United States of America: On the Atlantic - - - - -	—	—	37
Other Parts - - - - -	—	4	4
Total Import - - - - -	30,087	20,031	12,470

EXPORTS,

As per Parliamentary Returns.

BRITISH and FOREIGN ZINC IMPORTED in the Year 1873.

Description of Zinc.	British.	Foreign.
	Tons.	Tons.
Zinc or Spelter, including Crude and Manufactures }	3,441	1,045

ZINC OR SPELTER EXPORTED from the UNITED KINGDOM in the Year 1873.

Countries to which Exported.	Zinc or Spelter (including Crude and Manufactures).	
	British.	Foreign.
	Tons.	Tons.
Russia: Northern Ports - - - - -	7	43
„ Southern Ports - - - - -	41	28
Sweden - - - - -	22	—
Holland - - - - -	10	33
Belgium - - - - -	15	—
Channel Islands - - - - -	14	3
France - - - - -	427	114
Portugal, Azores, and Madeira - - - - -	31	9
Spain and the Canaries - - - - -	7	—
Gibraltar - - - - -	6	2
Italy - - - - -	43	13
Austrian Territories - - - - -	10	19
Malta - - - - -	2	16
Greece - - - - -	15	—
Turkey: European - - - - -	73	186
„ Asiatic - - - - -	17	4
Wallachia and Moldavia - - - - -	5	2
Egypt - - - - -	17	2
West Coast of Africa - - - - -	28	—
British Possessions in South Africa - - - - -	30	3
Madagascar - - - - -	17	—
British India: Continental Territories - - - - -	1,716	123
Straits Settlements - - - - -	13	46
Ceylon - - - - -	8	—
Java - - - - -	56	—
Philippine Islands - - - - -	10	—
China - - - - -	21	15
Hong Kong - - - - -	14	2
Japan - - - - -	16	3
Anstralia: South Australia - - - - -	20	15
„ Victoria - - - - -	122	99
„ New South Wales - - - - -	33	27
„ Queensland - - - - -	19	3
„ Tasmania - - - - -	1	—
„ New Zealand - - - - -	133	33
British North America - - - - -	75	27
United States of America: On the Atlantic - - - - -	33	4
„ On the Pacific - - - - -	—	2
British West India Islands and British Guiana - - - - -	13	2
Foreign West Indies - - - - -	11	7
Central America - - - - -	15	5
United States of Columbia (New Granada) - - - - -	24	3
Ecuador - - - - -	6	—
Peru - - - - -	47	—
Chili - - - - -	121	77
Brazil - - - - -	49	32
Uruguay - - - - -	10	—
Argentine Republic - - - - -	2	—
Other Parts - - - - -	16	—
Total Export - - - - -	3,441	1,045

IMPORTS.

IMPORTS of ZINC in the Year 1873 and three previous Years (as per Board of Trade Returns).

Year.	Crude Zinc.		Zinc Manufactures.	
	Quantities.	Value.	Quantities.	Value.
1870 - - -	Tons. 19,921	£ 366,461	Tons. 9,360	£ 220,394
1871 - - -	20,968	431,309	8,792	207,855
1872 - - -	14,874	302,329	12,417	340,827
1873 - - -	20,038	478,628	12,470	367,935

EXPORTS.

BRITISH ZINC or SPELTER EXPORTED in the Year 1873 and four previous Years (as per Board of Trade Returns).

Year.	Quantities.	Value.
1869 - - -	Tons. 10,145	£ 207,840
1870 - - -	7,345	141,281
1871 - - -	6,452	115,281
1872 - - -	5,047	101,812
1873 - - -	3,439	85,739

IRON PYRITES.

(MUNDIC.—SULPHUR ORES.)

SUMMARY of the PRODUCTION of the SULPHUR ORES of the UNITED KINGDOM in the Year 1873.

County, &c.	Quantities.	Value.
	Tons. cwts. qrs.	£ s. d.
ENGLAND:		
CORNWALL - - -	1,806 2 0	1,367 3 2
DEVONSHIRE - - -	2,732 8 0	2,881 14 11
DURHAM AND NORTHUMBERLAND -	2,450 0 0	2,000 0 0
LANCASHIRE - - -	2,275 0 0	1,500 0 0
SHERIFFSHIRE - - -	64 0 0	32 0 0
STAFFORDSHIRE, SOUTH . - -	3,750 0 0	2,000 0 0
YORKSHIRE - - -	3,450 0 0	2,500 0 0
WALES:		
CARMARVONSHIRE - - -	1,684 0 0	757 16 0
MERIONETHSHIRE - - -	179 0 0	109 0 0
ANGLESEA - - -	469 16 1	303 16 6
IRELAND - - -	40,063 17 0	22,084 3 0
Total - - -	58,924 3 0	35,485 13 7

IRON PYRITES OR MUNDIC.

County, &c.	Names of Mines.	Quantities.	Value.
		Tons. cwts. qrs.	£ s. d.
ENGLAND:			
CORNWALL.	Barnard Huel - - -	154 1 3	86 13 6
	Crofty North Huel - - -	5 7 2	2 3 0
	Clifford Amalgamated - - -	117 7 3	62 0 3
	Florence and Tonkin - - -	184 19 2	185 5 6
	Jane Huel - - -	1,050 8 1	823 10 2
	Jane West Huel - - -	132 16 3	103 14 9
	Okel Tor - - -	132 10 0	92 8 0
	Seton East Huel - - -	23 10 2	11 8 0
Total of CORNWALL - - -	1,806 2 0	1,367 3 2	

County, &c.	Names of Mines.	Quantities.	Value.
		Tons. cwt. qrs.	£ s. d.
DEVONSHIRE.	Bedford United - - -	266 10 2	195 5 0
	Brook wood - - -	246 14 1	252 4 4
	Crebor Huel - - -	22 0 0	32 0 0
	Crelake Huel - - -	758 0 0	454 16 0
	Friendship Huel - - -	1,241 15 1	1,760 2 0
	Gawton - - -	197 8 0	197 7 7
	Total of DEVONSHIRE -	2,792 8 0	2,881 14 11
DURHAM AND NORTHUMBERLAND. }	Coal Brasses, <i>Estimated</i> -	2,450 0 0	2,000 0 0
LANCASHIRE.	Coal Brasses, <i>Estimated</i> - -	2,275 0 0	1,500 0 0
SHROPSHIRE.	Old Park - - -	64 0 0	32 0 0
STAFFORDSHIRE.	Coal Brasses, <i>Estimated</i> -	3,750 0 0	2,000 0 0
YORKSHIRE.	Cleveland Pyrites, <i>Estimated</i> -	700 0 0	500 0 0
	Coal Brasses, <i>Estimated</i> -	2,750 0 0	2,000 0 0
	Total of YORKSHIRE -	3,450 0 0	2,500 0 0
WALES:			
CARNARVONSHIRE.	Cae Coch - - -	1,684 0 0	757 16 0
GAERMARTHENSHIRE.	Vale of Towy - - -	—	—
MERIONETHSHIRE.	Harlech Lletty - - -	179 0 0	109 0 0
ANGLESEA.	Parys Mountain* - - -	469 16 1	303 16 6
	Mona Mine† - - -	—	—
	Total return of ANGLESEA -	469 16 1	303 16 6
IRELAND :			
WICKLOW.	Ballygahan - - -	1,585 0 0	871 15 0
	Ballymurtagh - - -	14,986 0 0	8,242 6 0
	Cronebane - - -	7,174 7 0	3,945 14 0
	Tigrony - - -	16,318 10 0	8,974 8 0
	Total of IRELAND -	40,063 17 0	22,034 3 0

* Parys Mine returned as "Sulphur."

† Mona Mine no return.

SPANISH AND OTHER COPPERY PYRITES.

THE METAL EXTRACTION WORKS IN ACTION IN 1873.

Locality.	Name of Firms.	Consumption of Burnt Ore per Annum.
		Tons.
Widnes - - -	N. Mathieson and Co. - - -	6,700
Do. - - -	Widnes Metal Co., Limited - - -	20,200
Do.* - - -	Tharsis Sulphur and Copper Co., Limited.	126,000
Newcastle* - - -		
Birmingham - - -		
Glasgow - - -		
St. Helen's - - -	Duncan McKechnie - - -	11,240
Runcorn - - -	Steele and Co. - - -	15,500
Do. - - -	Runcorn Soap and Alkali Co., Lim. - - -	25,000
Manchester - - -	Newton Heath Reduction Co. - - -	5,700
Bolton - - -	†Harrison Blair and Co., <i>Kearsley</i> - - -	1,200
Do. - - -	†William Haslam - - -	1,500
Mostyn - - -	Mostyn Copper Co., Limited - - -	5,200
Flint - - -	Muspratt Bros. and Huntley - - -	10,500
South Shields - - -	Solomon Mease and Co. - - -	9,000
Newcastle - - -	William Russell and Sons - - -	5,000
Do. - - -	*Bede Metal and Chemical Co., Lim. - - -	52,670
Do. - - -	J. and W. Allen - - -	5,000
Do. - - -	Jarrow Chemical Co. - - -	4,000
Wednesbury - - -	William Hunt and Sons, <i>Leabrook</i> - - -	3,000
Castleford, near } - - -	William Hunt - - -	2,000
Normanton - - -		
Doncaster - - -	Morris and Co. - - -	7,000
Devonport - - -	South Down Metal and Chemical Co. Limited. - - -	7,500
	Total - - -	323,910

Note.—The firms marked * make their precipitate into fine copper, the others sell it to copper smelters. Those marked † make sulphate of copper direct from the ore.

A considerable quantity of the oxide of iron known as "Purple Ore" (which is the residue of the burnt pyrites after the copper is extracted) is used in some blast furnaces in form of blocks as well as in powder, at Palmer's Shipbuilding and Iron Co., Newcastle, the Ditton Brook Iron Co. near Warrington, and Stanton Iron Works near Nottingham; the remainder was used as fettling ore for puddling furnaces; it being in a powder does not require grinding, as Hematite does; the per-centage of iron depends on the description of pyrites from which it is made; when Mason's pyrites* is used it contains about 67% metallic iron, when Tharsis about 62%, and Buitron 66% per cent.

* Purple Ore (Oxide of Iron) made from Mason's Pyrites, as per analysis of F. Claudet, Esq., of London.

Sesquioxide of Iron - - -	96·00 = 67 % metallic iron.
Lead (as sulphate) - - -	·75
Copper - - -	·20
Sulphur - - -	·36
Lime - - -	·40
Insoluble Residue - - -	2·11
Cobalt, Arsenic, and Chlorine - - -	Traces.
Phosphorus - - -	None.
Soda - - -	·10
Total - - -	99·92

N.B.—The ore as sold usually averages about 15 per cent. moisture.

IMPORTS OF PYRITES in the Year 1873.

IMPORTS into the TYNE.

FROM	Tons.
NORWAY - - - -	42,816
DENMARK - - - -	633
GERMANY - - - -	191
HOLLAND - - - -	2,389
PORTUGAL - - - -	49,049
SPAIN - - - -	51,256
FRANCE - - - -	162
	<u>146,496</u>

IMPORTS of PYRITES into the MERSEY during 1873.

Pomaron - - -	120,223 tons.
Huelva - - -	77,111 „
Seville - - -	35 „
Lisbon - - -	290 „
	<u>197,659 tons.</u>

SUMMARY.

Imported into the Tyne - - -	146,496 tons.
„ the Mersey - - -	197,659 „
„ other Ports - - -	176,192 „
	<u>520,347</u>

IMPORTS of PYRITES into LIVERPOOL from FOREIGN PARTS since the Year 1862 in Statute Tons.

PORTS.	1862	1863	1864	1865	1866	1867	1868	1869	1870	1871	1872	1873
	Tons.	Tons.	Tons.	Tons.	Tons.	Tons.	Tons.	Tons.	Tons.	Tons.	Tons.	Tons.
Pomaron -	19,501	49,423	55,968	62,940	83,921	66,275	47,363	75,834	96,805	63,006	102,016	129,233
Huelva -	17,978	14,078	3,511	2,059	3,164	25,273	17,335	39,213	41,405	84,995	88,899	77,111
Antwerp -	350	341	—	—	543	156	510	—	—	—	—	—
Brussels -	120	—	123	—	—	—	—	—	—	—	—	—
Corunna -	751	1,169	1,029	1,406	2,067	3,144	2,183	484	1,048	—	—	—
Seville -	2,648	5,525	4,186	999	535	148	1,060	3,572	1,287	—	131	35
Carravel -	150	68	—	—	—	—	—	—	—	—	—	—
Drontheim -	—	—	—	—	—	12,535	10,230	13,055	—	281	870	—
Ostend -	—	—	—	—	—	—	—	—	—	—	—	—
Ghent -	—	—	—	—	—	—	—	—	—	—	—	—
San Lucar -	63	—	—	—	—	20	—	—	—	—	—	—
Santander -	31	155	—	260	—	175	—	471	—	300	—	—
Carthagena -	—	—	—	—	—	—	—	—	—	—	—	—
Dunkirk -	—	—	—	—	—	—	—	—	—	—	—	—
Rotterdam -	—	—	—	100	—	175	510	—	—	—	—	—
Orkedalen -	—	—	—	—	—	—	—	—	—	—	—	—
Rouen -	—	—	—	—	—	—	—	—	—	—	—	—
Lisbon -	—	155	—	—	—	—	—	—	345	194	100	290
Avura -	—	—	—	114	—	—	—	—	—	—	—	—
Genoa -	168	—	—	—	—	—	—	—	—	—	—	—
Vigo -	28	—	—	—	—	—	—	—	—	—	—	—
Cadiz -	—	538	—	20	—	—	—	—	—	—	—	—
La Lega -	—	300	1,429	131	—	137	—	—	—	—	—	—
Pomaron, via Swansea.	—	—	—	163	—	—	—	—	—	—	—	—
Marseilles -	—	—	—	45	—	—	—	—	—	—	—	—
New York -	—	—	—	—	805	—	—	—	—	—	—	—
Halifax -	—	—	—	—	3	—	—	—	—	—	—	—
St. John's, N.B.	—	—	—	—	150	—	—	—	—	—	—	—
Stavanger -	—	—	—	—	—	392	270	—	—	—	—	—
Vixones -	—	—	—	—	—	—	370	160	—	1,000	—	—
Ytreon -	—	—	—	—	—	—	170	—	—	—	—	—
Ferrol -	—	—	—	—	—	—	—	—	1,005	912	—	—
(Tunso) Nor- way.	—	—	—	—	—	—	—	—	300	—	—	—
Bergen -	—	—	—	—	—	—	—	—	1,360	1,300	—	—
Faro -	—	—	—	—	—	—	—	—	50	—	—	—
Nigsusa -	—	—	—	—	—	—	—	640	—	—	—	—
Dordrecht -	—	—	—	—	—	—	—	—	345	—	—	—
Barcelona -	—	—	—	—	—	—	—	—	140	—	—	—
Bremen -	—	—	—	—	—	—	—	—	—	150	—	—
Ria Marina -	—	—	—	—	—	—	—	—	—	—	404	—
Total -	41,788	71,753	66,245	63,220	91,183	108,480	79,999	133,864	145,705	152,153	192,420	197,669

PYRITES of IRON SULPHUR and COPPER Imported in each Year since 1862.

Year.	Norway.	Holland.	Belgium.	Portugal.	Spain.	Italy.	Other parts.	Total.	
								Quantities.	Value.
1862	Tons. 4,375	Tons. 6,817	Tons. 9,860	Tons. 53,296	Tons. 33,717	Tons. —	Tons. 2,187	Tons. 110,852	£ 282,989
1863	6,786	15,409	12,059	109,180	33,213	—	2,628	179,225	461,580
1864	16,087	12,751	7,069	118,489	15,529	—	1,065	170,990	447,355
1865	22,229	14,727	2,121	137,787	16,398	—	369	193,626	510,295
1866	33,262	21,574	4,006	165,993	11,910	1,226*	1,625	244,596	647,999
1867	77,895	34,592	2,299	105,556	50,222	—	2,134	272,698	671,339
1868	63,007	41,559	—	75,883	47,458	794†	1,019	229,720	580,888
1869	63,091	13,983	—	140,805	99,648	—	2,420	319,947	856,962
1870	67,467	14,914	—	174,459	150,996	—	3,676	411,512	1,095,151
1871	74,416	12,809	—	120,573†	242,163	—	4,581	454,542	1,164,247
1872	71,665	5,682	—	180,329	257,429	—	2,521	517,626	1,351,146
1873	67,462	—	—	199,559	246,692	—	6,684	520,347	1,301,272

* Sardinia.

† Sicily.

‡ And Azores.

MISCELLANEOUS MINERALS,

Of which Returns have been made to the INSPECTOR OF MINES
or to the MINING RECORD OFFICE.

SUMMARY of RETURNS.

No. of Mines.	Minerals.	Quantities.	Value.
		Tons. cwt. qrs. lbs.	£ s. d.
29	ARSENIC - - - -	5,448 17 0 0	32,854 6 3
1	BISMUTH - - - -	1 4 3 26	68 14 0
1	COBALT - - - -	0 6 0 0	12 0 0
6	MANGANESE - - - -	8,671 6 0 0	57,776 10 0
15	OCHEE AND UMBER - - - -	6,368 8 2 0	5,410 17 8
2	WOLFGRAM - - - -	46 19 0 15	526 16 3
54			

ARSENIC, chiefly Crude.

No.	Names of Mines.	Quantities.	Value.
		Tons. cwt. qrs.	£ s. d.
CORNWALL.			
1	Arthur Huel - - - -	18 8 0	36 16 0
2	Barnard Huel - - - -	1 19 3	3 7 11
3	Busy Great Huel - - - -	1 13 0	0 15 2
4	Carn Brea - - - -	185 8 0	444 6 8
5	Carn Camborne - - - -	24 0 0	19 4 0
6	Chiverton, New - - - -	24 3 3	316 16 6
7	Chiverton, South, Great - - - -	22 3 0	44 0 0
8	Crenver and Abraham - - - -	0 5 1	2 11 0
9	Creegbraws and Penkeril - - - -	0 3 0	0 8 0
10	Consols, New Great - - - -	1,117 16 3	4,261 11 6
11	Crofty North Huel - - - -	380 0 0	840 0 0
12	Crofty South Huel - - - -	351 2 0	1,008 0 0
13	Dolcoath - - - -	309 0 0	840 0 0
14	Drake Walls - - - -	4 11 2	9 0 0
15	Gorland West Huel - - - -	2 10 0	7 0 0
16	Jane Huel - - - -	19 0 0	9 10 0
17	Killifreth - - - -	6 14 0	13 0 0
18	Okel Tor - - - -	90 10 2	271 10 0
19	Pednandrea - - - -	36 15 0	105 12 7
20	Poldice - - - -	68 0 0	264 2 0
21	Pool, East - - - -	341 5 1	771 16 2
22	Rosewarne, New - - - -	35 10 0	71 0 0
23	Roskear, North - - - -	110 15 0	341 15 0
24	Seton Huel - - - -	125 16 2	382 15 0
25	Seton West Huel - - - -	171 18 0	494 3 2
26	Western, Great - - - -	30 0 0	75 0 0
DEVONSHIRE.			
1	Devon Great Consols* - - - -	1,878 12 1	12,100 9 5
2	Maria Huel and Fortescue - - - -	18 16 2	37 15 0
3	Mary Hutchings† - - - -	72 0 0	87 1 2
	Total - - - -	5,448 17 0	22,854 6 3

* Mostly refined. Sold at 6*l.* 8*s.* 9*d.* per ton.

† 33 tons 10 cwt. of this was arsenical pyrites.

County.	Names of Mines.	Quantities.	Value.
BISMUTH.			
CORNWALL	Pool, East	Tons. cwt. qrs. lbs. 1 4 3 26	£ s. d. 68 14 0

COBALT.			
CORNWALL	Pool, East	Tons. cwt. qrs. lbs. 0 6 0 0	£ s. d. 12 0 0

MANGANESE.			
No.	Names of Mines.	Quantities.	Value.
		Tons. cwt. qrs.	£ s. d.
1	Bamfylde	50 0 0	387 10 0
2	Chillaton and Hogstor, &c.	8,254 18 0	55,184 0 0
3	Narracott	153 0 0	832 5 0
4	Newton St. Cyrus	191 8 0	1,288 0 0
5	Sherwill and Bratton Fleming	5 0 0	20 0 0
6	St. Stephens	17 0 0	114 15 0
	Total	8,671 6 0	57,776 10 0

OCHRE AND UMBER.			
County.	Names of Mines.	Quantities.	Value.
		Tons. cwt. qrs.	£ s. d.
*CORNWALL	Busy, Great Huel	15 0 0	7 10 0
	Cornish Consolidated	119 14 0	22 10 1
	Creegbraws and Penkivel	56 7 1	19 8 8
	Jane, Huel	70 0 0	21 0 0
	Sundries, estimated	1,600 0 0	480 0 0
	Total	1,861 1 1	550 8 9
DEVONSHIRE	Devon Great Consols	10 1 0	27 12 8
	Devon and Cornwall (<i>Umber</i>)	350 0 0	525 0 0
	Smallacombe (<i>Umber</i>)	340 0 0	510 0 0
	Coombe Martin (<i>Umber</i>)	360 0 0	540 0 0
	Roborough (<i>Umber</i>)	200 0 0†	350 0 0
	Total	1,260 1 0	1,952 12 8
ANGLESEA	Parys Mountain	1,451 0 0	1,184 0 0
	Mona Mine	1,548 0 0	1,161 0 0
	Total	2,999 0 0	2,295 0 0
ISLE OF MAN	Malew Patrick, and Arbory	248 6 1	612 16 3

* Ochre sent from Perranwell Station in the 12 months ending July 1874, 322 tons 11 cwt., probably shipped at Devoran.

The shipments of Ochre brought down the Carnon Valley and shipped at Devoran, have been in 1871, 461 tons 3 cwt. 0 qrs.; in 1872, 466 tons 18 cwt. 1 qr.; in 1873, 1,882 tons 8 cwt. 3 qrs.

† Estimated.

County.	Names of Mines.	Quantities.	Value.
---------	-----------------	-------------	--------

WOLFRAM.

CORNWALL	Names of Mines.	Tons. cwt. qrs. lbs.	£ s. d.
		22 2 0 0	244 9 10
	Ditto (<i>Tungstate of Soda</i>)	10 17 0 15	178 6 5
	South Huel Crofty	14 0 0 0	98 0 0
	Total	46 19 0 15	520 16 3

An ACCOUNT of the QUANTITIES and VALUE of ORE and REGULUS IMPORTED into the UNITED KINGDOM in the Year 1873, distinguishing the PORTS into which imported.

Ports into which Imported.	COPPER ORE.		COPPER REGULUS.		GOLD ORE.		IRON ORE.		LEAD ORE.	
	Quantities.	Value.	Quantities.	Value.	Quantities.	Value.	Quantities.	Value.	Quantities.	Value.
	Tons.	£	Tons.	£	Tons.	£	Tons.	£	Tons.	£
London	2,702	47,246	75	2,895	25	2,960	598	3,226	694	8,823
Liverpool	7,462	122,097	7,777	353,181	48	522	31,406	46,719	1,178	31,964
Barrow-in-Furness	-	-	-	-	-	-	13,874	19,810	-	-
Berwick	-	-	-	-	-	-	150	600	-	-
Bristol	198	3,900	-	-	-	-	60	300	46	925
Cardiff	26	238	865	34,960	-	-	312,379	355,176	-	-
Chester	-	-	-	-	-	-	32,781	46,514	-	-
Fleetwood	-	-	-	-	-	-	2,551	3,386	-	-
Gloucester	-	-	-	-	-	-	427	660	-	-
Goole	-	-	-	-	-	-	585	875	-	-
Grimsby	-	-	-	-	-	-	432	2,440	-	-
Hardlepool	27	170	-	-	-	-	13,850	19,713	-	-
Hull	218	5,980	-	-	-	-	19,385	37,602	8	120
Littlehampton	-	-	-	-	-	-	1	10	-	-
Llanely	166	2,988	-	-	-	-	4,095	5,815	5,221	88,495
Lynn	-	-	-	-	-	-	86	388	-	-
Maryport	-	-	-	-	-	-	16,086	23,214	-	-
Middleborough	-	-	-	-	-	-	57,722	63,624	-	-
Milford	-	-	-	-	-	-	5,165	6,328	2	80
Newcastle	2,748	62,995	180	9,000	-	-	114,966	156,176	1,477	24,120
Newport	-	-	-	-	-	-	75,631	89,277	-	-
Plymouth	-	-	-	-	-	-	50	110	-	-
Rochester	-	-	-	-	-	-	11	88	-	-
Shields, North	-	-	-	-	-	-	15,044	25,852	-	-
Do. South	876	22,112	590	17,700	-	-	20,564	27,865	-	-
Southampton	2,294	28,668	406	32,640	1	200	-	-	-	-
Carried forward	16,717	296,889	9,843	449,776	74	3,672	788,249	987,113	8,626	153,877

An Account of the Quantities and Value of Ore and Regulus imported into the United Kingdom in the Year 1873, distinguishing the Ports into which imported—*continued.*

Ports into which Imported.	COPPER ORE.		COPPER REGULUS.		GOLD ORE.		IRON ORE.		LEAD ORE.	
	Quantities.	Value.	Quantities.	Value.	Quantities.	Value.	Quantities.	Value.	Quantities.	Value.
Brought forward	Tons.	£	Tons.	£	Tons.	£	Tons.	£	Tons.	£
Stockton	16,717	296,389	9,843	449,776	74	3,672	738,249	937,113	8,626	153,877
Sunderland	—	—	—	—	—	—	440	697	—	—
Swansea	33,930	542,166	18,065	688,864	9	343	23,398	29,334	—	—
Whitby	—	—	—	—	—	—	120,810	155,541	3,062	46,008
Whitehaven	—	—	—	—	—	—	200	275	—	—
Workington	—	—	—	—	—	—	2,088	2,808	—	—
							22,053	29,885	—	—
Aberdeen	—	—	—	—	—	—	—	—	—	—
Arbroath	2	16	—	—	—	—	3,060	8,493	—	—
Ardrossan	—	—	—	—	—	—	206	1,040	—	—
Borrowstoness	—	—	—	—	—	—	10,977	15,042	—	—
Dundee	—	—	—	—	—	—	92	108	—	—
Glasgow	116	887	—	—	—	—	1,188	9,084	—	—
Grangemouth	—	—	—	—	—	—	21,478	43,999	—	—
Granton	—	—	—	—	—	—	1,112	1,700	—	—
Greenock	—	—	—	—	—	—	1,070	2,574	—	—
Kirkcaldy	—	—	—	—	—	—	3,850	4,560	—	—
Leith	—	—	—	—	—	—	285	538	—	—
Montrose	—	—	—	—	—	—	4,248	16,379	—	—
Troon	—	—	—	—	—	—	145	225	—	—
							18,197	19,883	—	—
Dublin	4	40	—	—	—	—	—	—	—	—
Total	50,769	839,498	27,908	1,138,640	83	4,015	967,536	1,278,378	11,688	199,885

An Account of the Quantities and Value of Ore and Regulus imported into the United Kingdom in the Year 1873,
distinguishing the Ports into which imported—continued.

Ports into which Imported.	MANGANESE.		PYrites OF IRON OR COFFEE AND SULPHURE ORE.		SILVER ORE.		TIN ORE.		ZINC ORE.		ORE UNENUMERATED.	
	Quantities.	Value.	Quantities.	Value.	Quantities.	Value.	Quantities.	Value.	Quantities.	Value.	Quantities.	Value.
London	Tons. 76	£ 686	Tons. 39,568	£ 88,199	Tons. 37	£ 2,908	Tons. 4,778	£ 855,706	Tons. 3	£ 20	Tons. 8,488	£ 68,580
Liverpool	11,613	77,889	901,775	675,596	7,756	787,632	888	14,416	44	500	8,083	46,396
Beaumaris	—	—	684	1,176	—	—	—	—	—	—	—	—
Berryck	—	—	1,508	2,108	—	—	—	—	—	—	—	—
Bridgwater	—	—	517	651	—	—	—	—	—	—	—	—
Bristol	13	94	13,876	84,378	—	—	1	15	—	—	1,180	33,488
Cardiff	2,385	3,865	16,266	38,878	—	—	—	—	—	—	—	—
Cardialle	—	—	785	2,355	—	—	—	—	—	—	—	—
Dover	—	—	1,847	3,694	1	100	—	—	—	—	—	—
Brester	—	—	—	—	—	—	—	—	—	—	—	—
Falmouth	—	—	—	—	—	—	—	—	—	—	—	—
Falmouth	—	—	4,880	12,898	40	320	—	—	—	—	3	300
Gloucester	—	1,074	—	—	—	—	—	—	—	—	—	—
Grimaby	—	—	—	—	—	—	—	—	—	—	—	—
Hartlepool	—	—	—	—	—	—	—	—	—	—	—	—
Hartlepool	—	—	—	—	—	—	—	—	—	—	—	—
Hull	—	290	6,670	16,674	—	—	—	—	—	—	—	—
Hull	24	—	28,414	64,610	—	—	—	—	—	—	—	—
Hartlepool	—	—	2,216	6,196	—	—	—	—	—	—	—	—
Ipawich	—	—	106	318	—	—	—	—	—	—	—	—
Ipawich	—	—	2,908	8,768	—	—	—	—	—	—	—	—
Llanally	—	—	1,196	1,745	—	—	—	—	—	—	—	—
Lynn	—	—	131,044	240,703	673	16,300	—	—	—	—	5	1,000
Middlesborough	—	32,413	—	—	—	—	—	—	—	—	—	—
Newcastle	5,783	—	—	—	—	—	—	—	—	—	—	—
Newcastle	2	—	—	—	—	—	—	—	—	—	—	—
Newhaven	—	25	8,917	11,751	—	—	—	—	—	—	—	—
Plymouth	—	—	866	2,598	—	—	—	—	—	—	—	—
Bancorn	1,113	6,244	3,891	5,179	—	—	—	—	—	—	—	—
Bancorn	275	1,925	22,761	46,247	147	4,410	—	—	—	—	—	—
Shields, North	—	—	—	—	—	—	—	—	—	—	—	—
Do. South	—	—	—	—	—	—	—	—	—	—	—	—
Southampton	38	569	—	—	—	—	—	—	—	—	—	—
Sunderland	—	—	1,820	1,821	—	—	—	—	—	—	—	—
Sunderland	319	1,170	9,248	21,709	3,311	297,545	—	—	—	—	—	—
Truro	—	—	600	900	—	—	—	—	—	—	—	—
Weymouth	—	24	—	—	—	—	—	—	—	—	—	—
Weymouth	2	—	—	—	—	—	—	—	—	—	—	—
Worthington	—	—	—	—	—	—	—	—	—	—	—	—
Worthington	—	—	—	—	—	—	—	—	—	—	—	—
Yarmouth	—	—	903	1,908	—	—	—	—	—	—	—	—
Aberdeen	—	—	935	2,337	—	—	—	—	—	—	—	—
Androssan	—	—	6,067	13,981	—	—	—	—	—	—	—	—
Dundee	—	—	463	1,938	—	—	—	—	—	—	—	—
Glasgow	1,938	13,470	31,330	65,581	87	483	—	—	—	—	—	—
Glasgow	—	—	448	1,370	—	—	—	—	—	—	—	—
Greenock	—	—	4	13	—	—	—	—	—	—	—	—
Greenock	—	—	60	370	—	—	—	—	—	—	—	—
Inverness	—	—	870	1,044	—	—	—	—	—	—	—	—
Leith	—	—	4,263	9,379	—	—	—	—	—	—	—	—
Leith	—	—	216	1,000	—	—	—	—	—	—	—	—
Tron	—	—	—	—	—	—	—	—	—	—	—	—
Cork	—	—	1,679	5,350	—	—	—	—	—	—	—	—
Dublin	2,106	19,806	7,530	24,007	66	960	—	—	—	—	—	—
Galway	—	—	270	900	—	—	—	—	—	—	—	—
Total	25,777	160,988	580,347	1,501,873	11,946	1,080,563	6,613	400,196	80,087	122,363	17,020	283,516

1873.

IRON ORE PRODUCE.

GENERAL SUMMARY OF RETURNS.

Counties, &c.	Quantities.		Value.		
	Tons.	cwts.	£	s.	d.
CORNWALL - - -	31,455	6	25,394	10	0
DEVONSHIRE - - -	9,514	6	7,258	8	0
SOMERSETSHIRE - - -	46,532	10	42,148	16	0
GLOUCESTERSHIRE - - -	199,342	0	125,447	10	0
WILTSHIRE - - -	140,189	0	28,037	16	0
OXFORDSHIRE - - -	49,962	13	9,992	10	0
NORTHAMPTONSHIRE - - -	1,412,255	19	282,451	3	0
LINCOLNSHIRE - - -	420,281	7	84,056	5	0
SHERIFFSHIRE - - -	430,725	5	246,435	3	0
DERBYSHIRE - - -	365,127	0	218,996	0	0
WARWICKSHIRE - - -	43,837	0	26,302	4	0
STAFFORDSHIRE, North - - -	429,205	0	258,100	2	0
Do. South - - -	584,325	0	349,941	10	0
LANCASHIRE - - -	926,497	7	1,157,885	10	0
CHESHIRE - - -	1,041	0	624	0	0
CUMBERLAND - - -	1,229,826	17	1,536,708	6	0
YORKSHIRE { North Riding - - -	5,617,013	17	1,688,099	5	0
{ West Riding - - -	407,288	0	122,216	8	0
NORTHUMBERLAND - - -	123,282	9	36,980	3	0
DURHAM - - -					
NORTH WALES - - -	38,286	16	22,972	0	0
SOUTH WALES and MONMOUTHSHIRE - - -	943,926	14	581,384	15	0
ISLE OF MAN - - -	2,768	9	2,936	13	0
SCOTLAND - - -	1,986,000	0	595,800	0	0
IRELAND - - -	138,765	5	123,567	10	0
Total Iron Ore Production of the UNITED KINGDOM - - -	15,577,499	0	7,573,676	7	0
"BURNED ORE" from Cupreous Pyrites - - -	275,000	0	-	-	-
Iron Ore Imported - - -	967,536	0	-	-	-
Total of Iron Ore of which Returns have been received - - -	16,820,035	0			

DETAILED STATEMENT OF PRODUCE
of which returns have been obtained.

ENGLAND.

No.	District or Mine.	Character of Ore.	Quantities.		Value.			
			Tons.	cwts.	£	s.	d.	
CORNWALL.	1	Blackhay* - - -	Brown Hæmatite -	780	0	585	0	0
	2	Carnewis - - -	Ditto - - -	100	0	75	0	0
	3	Coldreath, Higher and Lower	Ditto - - -	2,039	0	1,325	4	0
	4	Constantine - - -	Ditto - - -	2,000	0	1,500	9	0
	5	Cornish Consolidated	Ditto - - -	904	0	744	12	0
	6	Duchy and Peru - - -	Spathose and Hæmatite - - -	528	0	409	12	0
	7	Haden (Roche) - - -						
	8	Knight and Treverbyn - - -	Brown Hæmatite -	329	8	246	0	0
	9	Ladock - - -	Ditto - - -	512	0	384	0	0
	10	Lanivet or West Downs	Ditto - - -	2,200	0	1,650	0	0
	11	Magnetic (Roche) - - -	Magnetic - - -	200	0	150	0	0
	12	Mount - - -	Brown Hæmatite -	2,242	6	1,681	0	0
	13	Pawton - - -	Ditto - - -	1,000	0	1,115	0	0
	14	Restinnis and Treffry - - -	Ditto - - -	515	0	386	15	0
	15	Restormel - - -	Ditto - - -	4,609	10	2,587	15	2
	16	Ruby and Trethurgy - - -	Ditto - - -	6,649	0	7,313	18	0
	17	South Terras - - -	Ditto - - -	680	0	510	0	0
	18	Tresmble - - -	Ditto - - -	426	0	319	10	0
	19	Trebarvah - - -	Ditto - - -	888	12	711	15	0
	20	Trebisken - - -	Ditto - - -	2,464	0	1,848	0	0
	21	Tregonetha - - -	Ditto - - -	238	0	216	0	0
	22	Treuil - - -	Ditto - - -	1,600	0	1,900	0	0
	23	Withiel - - -	Ditto - - -	100	10	75	0	0
Total of CORNWALL			-	31,455	6	25,334	10	2

* Blackhay produced in 1872 1,200 tons. Received too late for insertion.

DISTRIBUTION OF ORES FROM CORNWALL.

Shipped at St. AGNES 2,027 tons.

" PADSTOW 6,386 " from Lanivet.

" " 100 " " Carnewis.

No returns from other ports.

No.	District or Mine.	Character of Ore.	Quantities.		Value.			
			Tons.	cwts.	£	s.	d.	
DEVON-SHIRE.	1	Bampfylde - - -	Spathose Ore -	1,800	0	1,350	0	0
	2	Brixham - - -	Brown Hæmatite -	600	0	450	0	0
	3	Challacombe, West Combe- martin - - -	Ditto - - -	50	0	37	10	0
	4	Florence, North Molton - - -						
	5	Girt Down, Combemartin - - -	Spathose Ore -	3,000	0	2,250	0	0
	6	Haylor - - -	Brown Hæmatite -	100	0	75	0	0
	7	Huel Prosper - - -	Magnetic - - -	600	0	450	0	0
	8	Shaugh - - -	Brown Hæmatite -	768	1	576	0	0
	9	Shewell and Bratton Fleming	Ditto - - -	807	9	625	18	0
	10	Smallacombe - - -	Ditto - - -	40	0	40	0	0
	11	South Devon - - -	Ditto - - -	1,272	6	954	0	0
Total of DEVONSHIRE			-	9,514	6	7,258	8	0

DISTRIBUTION OF IRON ORES FROM DEVONSHIRE.

Forwarded by South Devon Railway.

From Shaugh siding 812 tons.

" Newton 12 tons.

Shipped at Teignmouth 703 tons.

" Brixham 2,263 tons.

SOMERSETSHIRE.

No.	District or Mine.	Character of Ore.	Quantities.	Value.
			Tons. cwt.	£ s. d.
1	Brendon Hills } - -	Spathose Ore -	28,982 0	28,982 0 0
2	Eisen Hill - - -	Hæmatite -	15,800 0	11,850 0 0
3	Ashton Hill - - -	Argillaceous -	620 3	469 16 0
4	Ashton Vale - - -	Ditto -	1,012 0	759 0 0
5	BRISTOL Coalfield (sundry } parcels) - - -	Ditto -	1,012 0	759 0 0
6	Mendip Hills - - -	Brown Hæmatite -	118 7	88 0 0
Total of SOMERSETSHIRE -			46,532 10	42,148 16 0

DISTRIBUTION OF IRON ORES FROM SOMERSETSHIRE.

BRENDON HILLS and EISEN HILL by Railway to Coast; then shipped for Newport, and used at EBBW VALE.

ASHTON VALE ore used at Ashton Vale furnaces with some Hæmatite.

BRISTOL Clayband Ironstone used at ASHTON VALE, and some sent into WALES.

GLOUCESTERSHIRE.

No.	Name of Iron Mine.	Half Year ended 30th June 1873.	Half Year ended 31st December 1873.	Total for whole Year.
		Tons.	Tons.	Tons.
DEAN FOREST.				
1	Buckshraft - - -	16,073	14,633	30,706
2	China Engine - - -	2,695	148	2,843
3	Chin Level - - -	790	994	1,784
4	Clearwell - - -	2,206	3,125	5,331
5	Crow's Nest - - -	2,656	2,574	5,230
6	Deen's Meend - - -	1,636	1,855	3,491
7	Easter - - -	7,921	5,754	13,675
8	Frog Pit - - -	—	141	141
9	New Dun Pit - - -	1,079	2,054	3,133
10	Oakwood Mill (James) -	1,604	3,685	5,289
11	Ditto (Cuthbertson) -	2,702	1,969	4,671
12	Old Bow Pit - - -	1,421	3,809	5,230
13	Old Ham Pit - - -	4,110	3,035	7,145
14	Old Park - - -	111	84	195
15	Old Sling Pit - - -	1,377	3,611	4,988
16	Parkhill - - -	57	151	208
17	Perseverance, &c. (Forest of Dean Iron Co.) - - -	547	2,516	3,063
18	Perseverance, &c. (Goold) -	639	830	1,469
19	Saint Annalls - - -	5,060	5,814	10,874
20	Sandstone - - -	—	30	30
21	Shraves (T. Hewlett) -	447	273	720
22	Ditto (J. Shingles) -	1,025	959	1,984
23	Slope Pit - - -	160	138	298
24	Staunton - - -	—	47	47
25	Tufthorn - - -	199	793	992
26	Westbury Brook - - -	5,461	8,651	14,112
27	Wigpool Belt - - -	10,571	11,535	22,106
28	Yew Tree - - -	711	491	1,202
Total - - -		71,258	79,699	160,957

GLOUCESTER-
SHIRE—cont.

HIGHMEADOW ESTATE.

Great Doward	-	-	-	-	-	516
Highmeadow	-	-	-	-	-	2,187
Total						2,703
Total Mines in Dean Forest	-	-	-	160,957		
Do. Highmeadow	-	-	-	2,703		

	Tons.	£	s.	d.
Total ore raised in Crown Lands	-	163,660	98,196	0 0
Mines belonging to the Countess of Dunraven*	-	10,000	7,500	0 0
Lydney Park*	-	12,000	9,500	0 0
Frampton Cotterell	-	13,682	10,251	10 0
Total of GLOUCESTERSHIRE	-	199,342	125,447	10 0

* Estimated.

DISTRIBUTION OF IRON ORES FROM THE FOREST OF DEAN
IN THE YEAR ENDING 1873.*NUMBER OF TONS OF IRON ORE carried over the Severn and Wye Railway,
and sent to the under-mentioned Places, in the Year 1873.

	Tons.
By water to Wales	12,632
Do. Bristol	150
Do. Gloucester	728
By rail to { Wales	43,252
{ Bullo Pill	
{ Staffordshire	
Total	56,762
Iron ore returned as consumed at Parkend Furnace	74,019
” ” at Soudley	
” ” at Cinderford	
Carried over the SEVERN AND WYE Railway in the year 1873	56,762

No.	District or Mine.	Character of Ore.	Quantities.	Value.
WILTSHIRE.	1 Westbury	Hydrated Oxide	Tons. cwts. 105,939 0	£ s. d. 21,197 16 0
	2 Seend	Ditto	34,200 0	6,840 0 0
	Total of WILTSHIRE			140,139 0
OXFORD- SHIRE.	1 Adderbury	Brown Hæmatite	49,962 13	9,992 10 0
	2 Kings Sutton	Ditto	—	—
	Total of OXFORDSHIRE			49,962 13

* The following statement of quantities carried over the Great Western Railway and
Tramway in the year 1872 was received too late for insertion—

Bilson	-	-	91,973
Micheldean Road	-	-	2,486
Lydney	-	-	40,538
			134,997 tons.

NORTH-AMPTON-SHIRE.

No.	District or Mine.	Character of Ore.	Quantities.		Value.		
			Tons.	cwts.	£	s.	d.
1	Blisworth - - -	Hydrated Oxide -	81,107	0	16,221	8	0
2	Burleigh Park - - -	Ditto - - -	8,120	5	1,624	1	0
3	Burton Latimer - - -	Ditto - - -	257	0	51	8	0
4	Cranford - - -	Ditto - - -	21,585	0	4,317	0	0
5	Cogenhoe (estimated) - - -	Ditto - - -	27,500	0	5,500	0	0
6	Culworth - - -	Ditto - - -	1,200	0	240	0	0
7	Desborough (estimated) - - -	Ditto - - -	150,000	0	30,000	0	0
8	Ditto (Jas. Wells) - - -	Ditto - - -	15,054	0	3,010	16	0
9	Ditto (Jas. Ball & Son) - - -	Ditto - - -	1,500	0	300	0	0
10	Dean and Chapter Lands, } Irthlingborough - - -	Ditto - - -	87,504	2	17,500	16	0
11	Duston (Bevan and Co.) - - -	Ditto - - -	74,366	0	14,873	4	0
12	Ditto (N. Iron Ore Co.) - - -	Ditto - - -	106,568	0	21,313	12	0
13	Easton Neston - - -	Ditto - - -	7,953	13	1,590	14	0
14	Shuttlehanger - - -						
15	Finedon - - -	Ditto - - -	97,223	15	19,444	15	0
16	Glendon - - -	Ditto - - -	12,470	0	2,494	0	0
17	Burton, Latimer - - -	Ditto - - -	8,635	0	1,727	10	0
18	Gayton, (H.W.W.) - - -	Ditto - - -	42,826	5	8,565	5	0
19	Ditto (N. Iron Ore Co.) - - -	Ditto - - -	31,849	0	6,369	16	0
20	Irchester - - -	Ditto - - -	100,532	0	20,106	8	0
21	Islip - - -	Ditto - - -	37,500	0	75,000	0	0
22	Slipton (estimated) - - -						
23	Hunsbury Hill - - -	Ditto - - -	23,627	19	4,725	12	0
24	Kettering - - -	Ditto - - -	30,000	0	6,000	0	0
25	Medbourne Bridge - - -	Ditto - - -	8,692	0	1,738	8	0
26	Newbridge - - -	Ditto - - -	108,535	0	21,707	0	0
27	Ringstead - - -						
28	Ditto - - -	Ditto - - -	60,058	17	12,011	15	0
29	Thrapston - - -	Ditto - - -	12,430	0	2,486	0	0
30	Wellingborough - - -	Ditto - - -	175,263	3	35,032	13	0
31	Woodford - - -	Ditto - - -	79,898	0	15,979	12	0
Total of NORTHAMPTONSHIRE - - -			1,412,255	19	282,451	3	0

The MIDLAND RAILWAY carried from NORTHAMPTONSHIRE as follows in 1873 :—

	Tons.	
Forwarded from Desboro' - - -	-	81,785
„ Rushton - - -	-	89,491
„ Kettering - - -	-	26,423
„ Cranford - - -	-	21,665
„ Twywell - - -	-	176,575
„ Isham - - -	-	168
„ Wellingboro' - - -	-	338,882
„ Finedon - - -	-	3,480
„ Irchester - - -	-	107,294
Total Iron Ore carried - - -	-	845,763

NOTE.—Correction for the years

	1870.	1871.	1872.
	Tons.	Tons.	Tons.
Desborough - - -	104,062	113,370	127,427
Cranford - - -	21,712	19,549	21,920
Kettering - - -	-	2,202	20,771
Total - - -	125,772	135,121	170,118

Increasing the return of the production of the county in those years as follows, 1870, 887,020 tons; 1871, 914,435 tons; 1872, 1,174,211 tons.

No.	District or Mine.	Character of Ore.	Quantities.		Value.				
			Tons.	cwts.	£	s.	d		
LINCOLN-SHIRE.	1	Claxby, <i>Normanby</i> - -	Hydrated Oxide	70,000	0	14,000	0	0	
	2	Scunthorpe, near <i>Brigg</i> - -	Ditto	350,281	7	70,056	5	0	
Total of LINCOLNSHIRE			-	-	420,281	7	84,056	5	0

THE MANCHESTER, SHEFFIELD, AND LINCOLNSHIRE RAILWAY.

IRON ORE carried from LINCOLNSHIRE as follows in 1873 :	Tons.
Forwarded from Frodingham - - -	205,677
" Holton-le-Moor - - -	78,489
Total Iron Ore carried - - -	284,166

SHROP-SHIRE.	1	Coalbrookdale - - -	Argillaceous Carbonate	29,026	0	13,815	12	0	
	2	Dawley - - -	Ditto	35,678	15	21,407	5	0	
	3	Lilleshall - - -	Ditto	102,530	0	61,518	0	0	
	4	Old Park - - -	Ditto	10,828	10	6,497	2	0	
	5	Madeley Court - - -	Ditto	21,414	0	12,848	8	0	
	6	Ketley - - -	Ditto	9,014	0	5,408	8	0	
	7	Wombridge - - -	Ditto	8,234	0	4,940	8	0	
	8	Sundry Mines (<i>estimated</i>) - -	Ditto	200,000	0	120,000	0	0	
Total of SHROPSHIRE			-	-	430,725	5	246,435	3	0
WARWICK-SHIRE.	1	Bedworth - - -	Argillaceous Carbonate						
	2	Exhall - - -	Ditto	2,435	0	1,461	0	0	
	3	Griff - - -	Ditto	2,485	0	1,491	0	0	
	4	Wykin - - -	Ditto	6,417	0	3,850	4	0	
	5	Sundry Mines (<i>estimated</i>) - -	Ditto	32,500	0	19,500	0	0	
Total of WARWICKSHIRE			-	-	43,837	0	26,302	4	0
DERBY-SHIRE.	1	Alfreton - - -	Argillaceous	14,854	0	8,912	8	0	
	2	Butterley - - -	Ditto	71,165	0	42,699	0	0	
	3	Morley Park - - -	Ditto	13,353	0	8,011	16	0	
	4	Renishaw - - -	Ditto	10,500	0	6,300	0	0	
	5	Staveley - - -	Ditto	173,664	0	104,018	8	0	
	6	Sheepbridge - - -	Ditto	12,446	0	8,667	12	0	
	7	Wingerworth - - -	Ditto	14,771	0	8,862	12	0	
	8	West Hallam - - -	Ditto	18,917	0	10,250	0	0	
	9	Sundry Coal and Iron Pits - -	Ditto	85,457	0	21,274	4	0	
Total of DERBYSHIRE			-	-	365,127	0	218,996	0	0

STAFFORD-
SHIRE,
NORTH.

No.	District or Mine.	Character of Ore.	Quantities.		Value.		
			Tons.	cwts.	£	s.	d.
1	Berry Hill - - -	Argillaceous - -	5,269	0	3,161	8	0
2	Biddulph - - -	Ditto - - -	120,000	0	72,000	0	0
3	Chesterton - - -	Ditto - - -	13,725	0	8,235	0	0
4	Clanway - - -	Ditto - - -	15,044	6	9,026	8	0
5	Coleridge - - -	Ditto - - -	3,205	0	1,903	0	0
6	Consell (<i>Churnet Valley</i>) - -	Hydrated Oxide - -	93,000	0	19,800	0	0
7	Foley (<i>Froghall</i>) - - -	Ditto - - -	14,805	0	8,883	0	0
8	Greenfield - - -	Ditto - - -	2,344	0	1,404	0	0
9	High Can - - -	Ditto - - -	17,100	0	10,260	0	0
10	Knolton - - -	Ditto - - -	97,848	0	59,208	6	0
11	Longton Hall - - -	Ditto - - -	23,139	0	13,883	8	0
12	Mill Bank - - -	Ditto - - -	26,000	0	15,600	0	0
13	Mitchell's Wood - - -	Ditto - - -	12,886	0	7,731	12	0
14	Norton - - -	Ditto - - -	13,827	0	8,296	4	0
15	Oldfield - - -	Ditto - - -	11,938	0	7,162	16	0
16	Park (<i>Ipstones</i>) - - -	Ditto - - -	3,240	0	1,944	0	0
17	Park Moor - - -	Ditto - - -	4,706	0	2,823	12	0
18	Silverdale - - -	Clay Band - - -	-	-	-	-	-
19	Talk o' the Hill - - -	Ditto - - -	4,568	0	2,840	16	0
20	Tunstall - - -	Ditto - - -	2,124	0	1,274	8	0
21	Woodhead - - -	Ditto - - -	3,367	0	2,020	4	0
22	Sundries (<i>estimated</i>) - - -	- - -	1,070	0	642	0	0
Total of NORTH STAFFORDSHIRE -			429,205	0	258,100	2	0

DISTRIBUTION OF NORTH STAFFORDSHIRE IRON ORE.

BY CANAL (<i>Trent and Mersey Navigation</i>)—		Tons.
Calcined ironstone sent out of NORTH STAFFORDSHIRE	-	108,939
Ditto ditto used in NORTH STAFFORDSHIRE	-	37,421
Uncalcined ironstone sent out of District	-	52,008
Total by canal		198,368

BY RAILWAY (<i>North Staffordshire Railway</i>)—		Tons.
Calcined ironstone exported to places off the North Staffordshire line	-	342,072
Uncalcined ditto ditto	-	13,646
Calcined conveyed between the North Staffordshire local stations	-	107,543
Uncalcined ditto	-	1,722
Total by railway		464,983

Total by Canal	-	198,368	Tons.
„ Railway	-	464,983	
Total produce calcined and uncalcined ore - - }			663,351

No.	District or Mine.	Character of Ore.	Quantities.	Value.
			Ton. cwts.	£ s. d.
1	Barbors Field - - -	Argillaceous, Carbonate	11,011 0	6,006 12 0
2	Bara Farm - - -	Ditto - - -	2,690 0	1,560 0 0
3	Birchills Hall - - -	Ditto - - -	6,206 0	3,723 12 0
4	Bradley - - -	Ditto - - -	1,897 0	1,138 4 0
5	Cannock Chase Colliery } Ditto (District) - - }	Ditto - - -	350 0	210 10 0
7	Coppy Hall - - -	Ditto - - -	9,189 0	5,512 8 0
8	Deans - - -	Ditto - - -	5,287 0	3,172 4 0
9	Friar Park - - -	Ditto - - -	5,614 0	3,368 8 0
10	Grace Mary - - -	Ditto - - -	2,645 0	1,587 0 0
11	Granville - - -	Ditto - - -	3,695 0	2,217 0 0
12	Haden Hall - - -	Ditto - - -	6,480 0	3,888 0 0
13	Hatherton - - -	Ditto - - -	8,298 0	4,978 16 0
14	Jervoise - - -	Ditto - - -	2,122 0	1,273 4 0
15	Moxley - - -	Ditto - - -	1,880 0	1,128 0 0
16	New Cross - - -	Ditto - - -	15,503 0	9,301 16 0
17	Old Hall - - -	Ditto - - -	7,100 0	4,260 0 0
18	Parkfield - - -	Ditto - - -	5,073 0	3,043 16 0
19	Priestfields - - -	Ditto - - -	3,735 0	2,241 0 0
20	Princes End - - -	Ditto - - -	3,118 0	1,870 16 0
21	Pearson - - -	Ditto - - -	2,125 0	1,275 0 0
22	Riddings - - -	Ditto - - -	2,168 0	1,300 16 0
23	Roughwood - - -	Ditto - - -	7,045 0	4,227 0 0
24	Stow Heath - - -	Ditto - - -	9,400 0	5,640 0 0
25	Ditto - - -	Ditto - - -	11,312 0	6,787 4 0
26	Shut End - - -	Ditto - - -	3,971 0	2,382 12 0
27	Tansey Green - - -	Ditto - - -	2,073 0	1,243 16 0
28	Tipton Moat - - -	Ditto - - -	6,374 0	3,524 8 0
29	Wednesbury - - -	Ditto - - -	5,232 0	3,139 4 0
30	Wednesbury Oak - - -	Ditto - - -	4,000 0	2,400 0 0
31	Yeatham, &c. - - -	Ditto - - -	5,541 0	3,324 12 0
32	Sundry Coal and Iron Pits, Ditto <i>Estimated</i> - - -	Ditto - - -	73,191 0 350,000 0	43,914 12 0 210,000 0 0
Total Returns of SOUTH STAFFORDSHIRE - - -			534,325 0	349,941 10 0
NORTH STAFFORDSHIRE - - -			429,205 0	258,100 2 0
SOUTH STAFFORDSHIRE - - -			584,325 0	349,941 10 0
Total Returns of STAFFORDSHIRE - - -			1,013,530 0	608,041 12 0

THE BIRMINGHAM CANAL NAVIGATION.

Carried in their own district 823,997 tons.

THE STAFFORDSHIRE AND WORCESTERSHIRE CANAL.

Ironstone calcined and uncalcined carried in 1873 - - - 189,279 tons.

LANCASHIRE.

No.	District or Mine.	Character of Ore.	Quantities.		Value.		
			Tons. cwts.		£	s.	d.
1	Aldingham	Red Hæmatite	400	0	500	0	0
2	Askham	Ditto	25,881	0	32,351	5	0
3	Crossgate	Ditto					
4	Dalton	Ditto	25,822	0	32,277	10	0
5	Duddon	Ditto	1,650	0	1,731	0	0
6	Dunnerdale	Ditto					
7	Elliscales	Ditto	20,497	15	25,621	5	0
8	Goldmire	Ditto	120	0	150	0	0
9	Highfield	Ditto	7,865	0	9,206	5	0
10	Lindale Moor	Ditto	45,005	0	56,250	0	0
11	Lindale Cote Eure Pits	Ditto	1,674	0	2,092	10	0
12	Lindal, Moor	Ditto	158,188	0	191,422	10	0
13	Longlands	Ditto	3,000	0	3,750	0	0
14	Martin	Ditto	29,212	0	36,515	0	0
15	Moot Hall	Ditto	400	0	500	0	0
16	Monzell	Ditto	28,302	0	35,477	10	0
17	Newton	Ditto	4,339	0	5,423	15	0
18	Park	Ditto	283,496	0	354,370	0	0
19	Parkhouse	Ditto	23,323	2	29,153	15	0
20	Pennington	Ditto	2,523	0	3,153	15	0
21	Plumpton	Ditto	6,943	0	8,681	5	0
22	Roanhead, Askham, and Woodhead	Ditto	199,017	0	248,771	5	0
23	Stuinton and Bolton Heads	Ditto					
24	Stainton	Ditto	2,347	0	2,933	15	0
25	Stank	Ditto	13,246	0	16,557	10	0
26	Thwaite Flatt	Ditto	2,862	0	3,577	10	0
27	Little Urswick	Ditto	280	0	350	0	0
28	Urswick	Ditto	6,146	8	7,683	0	0
29	Whitriggs, Crossgates, and Old Hills	Ditto	16,185	0	20,231	5	0
30	Yarlside	Ditto	23,323	2	29,154	0	0
Total of LANCASHIRE Iron Ore			926,497	7	1,157,885	10	0

THE LANCASHIRE IRON ORE WAS DISTRIBUTED AS FOLLOWS BY THE FURNESS RAILWAY.

STATEMENT of Iron Ore Traffic for the Year ending 31st December 1873.

FURNESS IRON ORE.

To South Wales	- shipped at Barrow	-	50,777	Tons.
To Lancashire, North Wales, &c.	-	-	18,194	Tons.
To Scotland	-	-	4,138	
To Foreign Ports	-	-	55	
Total			73,164	
To Lancashire, Yorkshire, Staffordshire, &c.	- by rail	-	198,911	
To Scotland	-	-	2,937	
To Stockton and Darlington District	-	-	37,821	
Total			239,669	
To Furnaces in District	- by rail	-	662,993	
Total of FURNESS Ore			975,826	

DISTRIBUTION OF IRON ORE, 1873.

No.	District or Mine.	Character of Ore.	Quantities.		Value.				
			Tons.	cwts.	£	s. d.			
CHESHIRE.	1	Sundry Mines* - -	Argillaceous	Carbonate	1,041	0	624	0	0
CUMBER- LAND.	1	Agnes Pit - - -	Red	Hæmatite	11,987	0			
	2	Birks - - -	Ditto		23,467	0			
WHITEHAVEN DISTRICT.	3	Cleator - - -	Ditto		75,208	0			
	4	Cleator Moor or Crowgarth and Bigriggs - - -	Ditto		77,351	0			
	5	Crossfield - - -	Ditto		84,338	0			
	6	Crossgill and Frizington - -	Ditto		41,134	0			
	7	Dalmellington Company - -	Ditto		2,650	0			
	8	Eskett and Frizington - -	Ditto		44,992	0			
	9	Eskett Park - - -	Ditto		113,530	0			
	10	Frizington Parks and Wood- end - - -	Ditto		34,897	0			
	11	High House and Crossgill - -	Ditto		31,288	0			
	12	James and John - - -	} Ditto		6,074	0			
	18	Do. do. New Pit - - -							
	14	Kelton, Arlecdon, and Knockmurton - - -	Ditto		20,676	0			
	15	Lamplugh - - -	Ditto		411	0			
	16	Lamplugh and Holbeck - -	Ditto		462	0			
	17	Montreal and Crossfield - -	Ditto		248,075	0			
	18	Moor Row and Winder - -	Ditto		88,160	0			
	19	Parkside and Eskett - -	Ditto		114,465	0			
	20	Scolelands - - -	Ditto		18	0			
	21	Winder Gill - - -	Ditto		1,442	0			
	22	Yeathouse - - -	Ditto		1,085	0			
		Total of WHITEHAVEN ORE - -			1,021,690	0	1,277,115	0	0
ALSTON MOOR DISTRICT.	23	Alston Moor (<i>Sundry Mines</i>)	Brown	Hæmatite	3,032	17	3,790	0	0
	24	Clifton Colliery - - -	Argillaceous		89	0	22	18	0
	25	Ellenborough - - -	Ditto		950	0	712	10	0
	26	Hodbarrow - - -	Red	Hæmatite	203,791	0	254,788	15	0
DUDDON DIS- TRICT.	27	Melgramfitz Colliery - -	Argillaceous		109	0	60	8	0
	28	Waterblean - - -			215	0†	268	15	0
		Total of CUMBERLAND Ore - -			1,229,826	17	1,536,708	6	0

* The Trent and Mersey Canal Navigation carried 1,041 tons of iron ore from Cheshire.

† 120 tons of this was *Paint Ore*.

DISTRIBUTION of CUMBERLAND IRON ORE in 1873.

The WHITEHAVEN ORE was sent to the following places :—

	Tons.
SOUTH WALES - - - by ship -	62,526
STAFFORDSHIRE, LANCASHIRE, AND } NORTH WALES - - - } by ship -	360
MILLOM, CARNFORTH, LANCASHIRE, } AND THE SOUTH - - - } by rail -	128,960
SCOTLAND - - - by rail -	109,799
Ditto - - - - - by ship -	900
NEWCASTLE AND MIDDLESBRO' } DISTRICT - - - - } by rail -	44,281
WORKINGTON, MARYPORT, HARRING- } TON, AND CLEATOR DISTRICT - } by rail -	680,864
Total of WHITEHAVEN Ore -	1,021,690

Distribution and Value of WHITEHAVEN Ore.

	Tons.	Value. £
Shipped at Whitehaven - - -	63,789	} 1,277,115
Sent by Furness Railway - - -	128,960	
Sent by other railways - - -	148,080	
To Furnaces in District, by rail -	680,864	
Total	1,021,690	

NOTE.—In the Returns for 1872,—

The total Returns of Cumberland should have been :—

	Tons.
Sent from Whitehaven by railway, sea, &c. - - -	954,505
Hodbarrow - - - - -	211,771
Alston Moor - - - - -	2,000
	1,168,276

No.	District or Mine.	Character of Ore.	Quantities.		Value.		
			Tons.	cwts.	£	s. d.	
YORKSHIRE, NORTH RIDING OR CLEVELAND DISTRICT.	1	Aillesbury - - -	Argillaceous Carbonate	87,968	0	26,390	8 0
	2	Belmont - - -	Ditto - - -	134,964	17	40,489	4 0
	3	Brotton - - -	Ditto - - -	375,331	0	112,599	6 0
	4	Boosbeck (Guisbro') -	Ditto - - -	4,785	0	1,435	10 0
	5	Carlin How - - -	Ditto - - -	4,523	10	1,856	14 0
	6	Chaloner - - -	Ditto - - -	100,513	9	30,004	0 0
	7	Coate Moor - - -	Ditto - - -	9,000	0	2,700	0 0
	8	Cliff (Brotton) - - -	Ditto - - -	85,545	8	25,663	10 0
	9	Craggs Hall (Saltburn) -	Ditto - - -	169,507	0	50,852	2 0
	10	Eak Valley - - -	Ditto - - -	18,847	0	5,854	2 0
	11	Eskdale side - - -	Ditto - - -	19,418	0	5,825	0 0
	12	Eston - - -	Ditto - - -	705,228	0	214,568	8 0
	13	Glaisdale - - -	Ditto - - -	10,920	0	3,276	0 0
	14	Grosmont - - -	Ditto - - -	101,815	0	30,544	10 0
	15	Huntcliffe (<i>Brotton</i>) - -	Ditto - - -	173,221	4	51,966	6 0
	16	Kirkleatham (Redcar) -	Ditto - - -	19,521	8	5,856	6 0
	17	Liverton (Lofthouse) -	Ditto - - -	278,108	0	83,432	0 0
	18	Lofthouse - - -	Ditto - - -	392,748	0	117,839	8 0
	19	Margrave Park - - -	Ditto - - -	110,017	0	33,005	2 0
	20	North Loftus - - -	Ditto - - -	94,583	0	28,374	18 0
	21	Normanby - - -	Ditto - - -	221,485	12	66,445	10 0
	22	Ormesby - - -	Ditto - - -	64,487	0	19,496	2 0
	23	Park - - -	Ditto - - -	176,238	0	52,871	0 0
	24	Port Mulgrave - - -	Ditto - - -	156,801	0	46,824	0 0
	25	Rosedale, East - - -	Ditto - - -	560,668	8	168,200	0 0
	26	Do. West - - -	Ditto - - -				
	27	Skelton (Guisbro') - - -	Ditto - - -	165,279	12	49,583	14 0
	28	Spa - - -	Ditto - - -	109,668	10	32,900	8 0
	29	Spa Wood (Guisbro') -	Ditto - - -	77,239	10	23,171	17 0
	30	Slapewath - - -	Ditto - - -	52,000	0	15,600	0 0
	31	South Belmont - - -	Ditto - - -	125,830	0	37,749	0 0
	32	South Skelton - - -	Ditto - - -	133,492	16	40,047	12 0
	33	Stanghow (Skelton) - -	Ditto - - -	93,013	13	27,903	18 0
	34	Upleatham - - -	Ditto - - -	550,980	0	165,279	0 0
	35	Ditto (<i>Hob Hill</i>) - - -	Ditto - - -	160,430	0	48,129	0 0
36	Whitecliff - - -	Ditto - - -	72,885	0	21,865	10 0	
Total of CLEVELAND as returned to Mining } Record Office - - - - }			617,013	17	1,688,099	5 0	

No.	District or Mine.	Character of Ore.	Quantities.	Value.
			Tons cwts.	£ s. d.
YORKSHIRE, WEST RIDING.	1 Beeston - - -	Black Band - -	6,885 0	2,065 0 0
	2 Low Moor (<i>estimated</i>) -	Argillaceous Carbonate	73,959 0	22,187 14 0
	3 Thorncliff - - -	Ditto - -	40,000 0	12,000 0 0
	4 Farnley - - -	Ditto - -	25,144 0	7,543 14 0
	5 Bowling - - -	Ditto - -	45,000 0	13,500 0 0
	6 White Horse - - -	Ditto - -	16,400 0	4,920 0 0
	7 Sundry Mines (<i>estimated</i>) -	Ditto - -	200,000 0	60,000 0 0
		Total of WEST RIDING - -	407,388 0	122,216 8 0
		Total of NORTH RIDING - -	5,342,641 9	1,605,787 5 0
		Total of YORKSHIRE - -	5,750,029 9	1,728,003 13 0
DURHAM.	WEARDALE.			
	1 Red Vein Mine - - -	Argillaceous - -	10,409 17	3,122 19 0
	2 North Groove Rake Mine -	Ditto - -	5,334 16	1,600 8 0
	3 South Groove Rake do. -	Ditto - -	5,301 3	1,590 6 0
	4 North Grane do. -	Ditto - -	8,598 4	2,579 8 0
	5 Slitt West do. -	Ditto - -	18,138 4	5,441 8 0
	6 Rowantree A do. -	Ditto - -	5,275 18	1,582 10 0
	7 Rowantree B do. -	Ditto - -	1,605 9	481 10 0
	8 Rowantree B Quarry - -	Ditto - -	7,650 19	2,295 6 0
	9 Slitt Pasture do. - -	Ditto - -	10,238 7	3,068 8 0
	10 Levelgate do. - -	Ditto - -	6,610 10	1,983 0 0
	11 Queensbury do. -	Ditto - -	17,337 14	5,201 2 0
	12 Killhope do. - -	Ditto - -	598 11	179 0 0
	13 North Grane do. - -	Ditto - -	2,293 17	688 4 0
		Total of WEARDALE - -	99,393 9	29,813 9 0
NORTHUMBERLAND.	1 Ridsdale (Bellingham) -	Argillaceous - -	13,889 0	4,166 14 0
	2 Sliddle Moor - -	Ditto - -	10,000 0	3,000 0 0
		Total of DURHAM and NORTHUMBERLAND Returns - - - -	123,282 9	36,980 3 0

RAILWAY DISTRIBUTION.

STATEMENT of IRON ORE conveyed over the NORTH-EASTERN RAILWAY in the Year 1873.

From.	To.	Weight to each District.	Total Weight.
NORTHUMBERLAND, and DISTRICT of NEWCASTLE and CARLISLE RAILWAY.	Newcastle district	Tons. cwts. 14,165 13	17,382 14
	Stockton " - - -	119 15	
	Darlington " - - -	3,097 6	
NEWCASTLE DISTRICT -	Newcastle district	10,114 1	16,918 18
	Darlington " - - -	6,073 0	
	Stockton " - - -	673 5	
	Leeds " - - -	58 12	
DARLINGTON DISTRICT -	Darlington district	99,617 0	99,633 0
	Stockton " - - -	16 0	
STOCKTON DISTRICT -	Darlington district	22,418 15	161,489 9
	Stockton " - - -	135,599 16	
	Whitby " - - -	3,470 18	
CLEVELAND DISTRICT, viâ NORTH YORKSHIRE, and CLEVELAND RAILWAY.	Newcastle district	12,684 7	508,502 0
	Darlington " - - -	286,296 4	
	Stockton " - - -	158,309 8	
	Whitby " - - -	51,212 1	
CLEVELAND DISTRICT, viâ STOCKTON and DARLINGTON RAILWAY.	Newcastle district	80,212 0	3,677,931 0
	Darlington " - - -	364,654 0	
	Stockton " - - -	3,232,108 0	
	Whitby " - - -	957 0	
ULVERSTONE - -	Newcastle district	7,386 7	39,640 0
	Darlington " - - -	1,960 0	
	Stockton " - - -	14,289 9	
	York " - - -	80 8	
	Whitby " - - -	15,923 16	
WHITEHAVEN - -	Newcastle district	5,918 3	53,184 13
	Darlington " - - -	9,637 0	
	Stockton " - - -	8,931 1	
	Whitby " - - -	28,698 9	
	Carried forward		4,574,681 14

From.	To.	Weight to each District.	Total Weight.
	Brought forward - -	Tons. cwt.	Tons. cwt.
			4,574,681 14
SOUTH - - -	Hull district - - -	1,848 9	
	Newcastle district - - -	28,299 6	
	Darlington " - - -	14,072 11	
	Stockton " - - -	152,619 18	
	Whitby " - - -	282 3	
	Sundry places - - -	822 3	197,944 10
SUNDRY PLACES - - -	Newcastle district - - -	4,393 11	
	Darlington " - - -	3,110 8	
	Stockton " - - -	9,032 11	
	Whitby " - - -	53 0	16,589 10
IMPORTED - - -	Newcastle district - - -	87,935 10	
	Darlington " - - -	6,239 5	
	Stockton " - - -	40,993 12	
	Leeds " - - -	1,585 19	
	Whitby " - - -	1,763 12	
	Sundry places - - -	722 5	139,240 3
	Total -		4,928,455 17

WALES.

District or Mine.		Character of Ore.	Quantities.	Value.
			Tons. cwts.	£ s. d.
NORTH WALES.	Brymbo, Ruabon, Ffrwd, and other Collieries (<i>estimated</i>)	Argillaceous Carbonate	25,000 0	15,000 0 0
	Cwm Mountain, Rhyl	Brown Hæmatite	3,860 16	2,316 8 0
	Henfryn	Argillaceous Carbonate	—	—
	Little Mountain	Ditto	1,428 0	856 16 0
	Wynnstay	Ditto	7,998 0	4,798 16 0
Total of NORTH WALES -			38,286 16	22,972 0 0
SOUTH WALES.	Briton Ferry	Argillaceous Carbonate	5,351 0	3,210 0 0
	Cyfarthfa*	Ditto	60,000 0	36,000 0 0
	Bute	Brown Hæmatite	389 0	228 0 0
	Mwynndy	Ditto	52,816 0	46,745 0 0
	Dowlais	Argillaceous Carbonate	84,001 0	50,400 0 0
	Amman	Ditto	15,885 14	9,581 0 0
	Ystallyfera	Ditto	10,241 0	6,128 0 0
	Plymouth	Ditto	3,762 0	2,257 0 0
	Victoria, Ebbw Vale, Sirhowy, Abersychan, and Pontypool	Ditto (<i>estimated</i>)	200,000 0	120,000 0 0
	Nantyglo	Brown Hæmatite	} (<i>estimated</i>)	} 96,000 0 0
	Blaina	Ditto		
	Beaufort	Ditto		
	Tondu and Ogmore Collieries	Argillaceous Carbonate	20,191 0	12,114 0 0
	Llynvi	Black Band and Argillaceous	} 35,431 0	} 21,258 0 0
	Mæsteg	aceous		
	Gadlys	Argillaceous Carbonate	9,085 0	5,451 0 0
	Rhymney	Ditto	32,079 0	19,247 0 0
	Blaenavon	Ditto	68,527 0	41,116 4 0
	Varteg Hill	Ditto	19,485 0	11,691 0 0
	Varteg	Ditto	7,960 0	4,776 0 0
Cwmbran	Ditto	2,802 0	1,681 4 0	
Tredegar	Ditto	39,326 0	23,595 11 0	
Ynisedwyn	Ditto	8,673 0	5,203 16 0	
Cwm Avon	Ditto	7,922 0	4,752 0 0	
Sundries, <i>estimated</i>	-	100,000 0	60,000 0 0	
Total of SOUTH WALES and MONMOUTHSHIRE			943,926 14	581,384 15 0

ISLE OF MAN.

			Tons. cwts.	£ s. d.
Foxdale	Spathose Ore		512 6	256 3 0
Ballajora	Ditto		1,350 16	1,333 16 0
Dhyrneane	Brown Hæmatite		905 7	1,346 14 0
Total			2,768 9	2,936 13 0

* Estimated.

SCOTLAND.

COAL MEASURES	- - -	{ Argillaceous Car- bonate and Black Band - - - }	Tons.	cwts.	£	s.	d.
			1,986,000	0	595,800	0	0

IRELAND.*

No.	County and Name of Mine.	Character of Ore.	Quantities.	Value.
			Tons. cwts.	£ s. d.
COUNTY ANTRIM.				
1	Ardclinis (Carrickfergus) -	Brown Hæmatite -	—	—
2	Belfast (shipped at)	Black Band - -	24,835 0	22,351 0 0
3	Broughshane (Ballymena)	Pisolithic - -	6,908 0	6,212 14 0
4	Cargan (ditto) -	Ditto - -	8,725 0	7,852 10 0
5	Carncough (ditto) -	Ditto - -	—	—
6	Duneany (Garryford) -	Aluminous - -	3,000 0	2,700 0 0
7	Enshnably - - -	Ditto - -	5,989 0	5,382 0 0
8	Gortnageeragh - - -			
9	Coveen - - -			
10	Evishacrow (Glenravel) -	Brown Hæmatite -	—	—
11	Glenarm (Glenarm) -	Pisolithic - -	12,298 0	11,068 0 0
12	Glenravel (Slieve an Nee)	Brown Hæmatite -	24,699 19	22,158 0 0
13	Kilwaughter (Kilwaughter)	Ditto - -	—	—
14	Newton Crommelin and Tuftarney (Ballymena) }	Pisolithic - -	5,815 0	5,233 10 0
15	Parkmore (Cushendall) -	Ditto - -	2,970 0	2,673 0 0
16	Red Rock (near Larne) -	Aluminous - -	—	—
17	Shanes and Agnews Hill } (near Larne) - - - }	Ditto - -	5,055 0	4,549 10 0
18	Shanes Hill (Larne) -	Ditto - -	10,000 0	9,000 0 0
19	Trostan (Cushendall) -	Pisolithic - -	4,711 0	4,239 18 0
COUNTY WICKLOW.				
1	Cronebane - - -	Brown Hæmatite -	4,143 6	2,485 16 0
		Total of IRELAND -	138,765 5	123,567 10 0

* In the County Antrim, along the Coast from Carrickfergus to Cushendall and from 2 to 8 and 10 miles inland, several other mines are at work raising Brown Hæmatite. (See List of Iron Mines in Appendix which includes those from which sales were not made in 1873.)

EXPORTS.

IRON ORE EXPORTED from IRELAND in the Year 1873.

	Tons.
Larne, Glenarm, Cushendun, Waterfoot, Island Magee, and other ports	111,784
Belfast	24,835
Londonderry	2,146
TOTAL.	138,765

1873.

PIG IRON MANUFACTURE.

IRON ORE.—The total quantity of IRON ORE raised in the United Kingdom, as shown in the preceding Returns, amounted to
15,577,499 tons.

FOREIGN ORES imported - - - 967,536 tons.
 " BURNT ORES " imported - - - 275,000 „
 Total quantity of IRON ORE returned as smelted in GREAT BRITAIN,
 16,820,035 tons.

NUMBER OF FURNACES IN BLAST.

England	-	-	-	-	448½
Wales	-	-	-	-	109
Scotland	-	-	-	-	126
Total					683½

PIG IRON produced and COAL returned as used in its manufacture in the Year 1873.

		Pig Iron.	Coal.
		Tons.	Tons.
England	- -	4,688,199	11,804,532
Wales	- -	885,252	2,184,000
Scotland	- -	993,000	2,730,000
Total	- -	6,566,451	16,718,532

When COKE has been given in the return it has been computed as COAL.

SUMMARY OF PIG IRON PRODUCED IN 1873.

Counties.		No. of Iron Works Active.	No. of Furnaces built in District.	No. of Furnaces in Blast.	Tons of Pig Iron made.
					Tons.
ENGLAND.	NORTHUMBERLAND	2	10	4	44,807
	DURHAM	14	54	49 $\frac{1}{2}$	799,578
	YORKSHIRE, North Riding	18	78	76	1,156,431
	Do. West Riding	12	40	30	151,511
	DERBYSHIRE	13	47	39	296,468
	LANCASHIRE	7	44	36	529,271
	CUMBERLAND	9	48	33 $\frac{1}{2}$	456,877
	SHROPSHIRE	11	29	21	135,149
	NORTH STAFFORDSHIRE	9	36	29	241,166
	SOUTH do.	55	142	99	673,397
	NORTHAMPTONSHIRE	5	16	10	58,480
	LINCOLNSHIRE	3	13	9	52,076
	GLOUCESTERSHIRE	3	10	6	44,049
	WILTSHIRE	2	7	5	} 48,944
	SOMERSETSHIRE	1	1	1	
	Total	164	575	448$\frac{1}{2}$	4,688,199
WALES.					
NORTH WALES.					
	DENBIGHSHIRE	3	9	5	42,773
	FLINTSHIRE	2	4	3	24,690
SOUTH WALES.					
	ANTHRACITE FURNACES	1	13	8	32,322
	BITUMINOUS COAL DISTRICTS. } GLAMORGANSHIRE	16	73	51	424,384
		MONMOUTHSHIRE	12	62	42
	Total	34	161	109	885,252
SCOTLAND.					
	AYRSHIRE	7	42	34	
	LANARKSHIRE	18	94	79	
	FIFESHIRE	2	6	3	
	LINLITHGOWSHIRE	2	6	4	
	STIRLINGSHIRE	2	7	5	
	ARGYLESIRE	1	1	1	
	Total	27	156	126	993,000

MARKET PRICES of PIG IRON (per Ton), being the Average of each Week
for the Year 1873.

For the Week ending	Welsh Pig. (In Wales.)	Scotch Pig. (Clyde.)	Cleveland Pig. (Tyne or Tees.)	Shropshire. (At Works.)	Northampton. (At Works.)
	£ s. d.	£ s. d.	£ s. d.	£ s. d.	£ s. d.
January 1 -	6 15 0	6 11 0	5 12 6	6 15 0	6 15 0
" 8 -	6 15 0	7 0 0	5 17 6	6 15 0	6 15 0
" 15 -	6 15 0	7 0 0	5 17 6	6 15 0	6 15 0
" 22 -	6 15 0	7 2 0	6 2 6	6 15 0	6 15 0
" 29 -	6 15 0	7 11 0	6 2 6	6 15 0	6 15 0
February 5 -	6 15 0	7 11 9	6 7 6	7 0 0	6 15 0
" 12 -	6 15 0	7 11 6	6 7 6	8 0 0	6 15 0
" 19 -	6 15 0	7 11 6	6 7 6	8 0 0	6 15 0
" 26 -	6 15 0	7 12 6	6 7 6	8 0 0	6 15 0
March 5 -	6 15 0	7 19 0	6 7 6	8 0 0	6 15 0
" 12 -	6 15 0	7 19 0	6 7 6	8 0 0	6 15 0
" 19 -	6 15 0	7 15 6	6 7 6	8 0 0	6 15 0
" 26 -	6 15 0	7 8 0	6 7 6	8 0 0	6 15 0
April 2 -	6 15 0	7 2 6	6 7 6	8 0 0	6 15 0
" 9 -	6 15 0	6 15 6	6 7 6	8 0 0	6 15 0
" 16 -	6 15 0	6 17 0	6 7 6	8 0 0	6 15 0
" 23 -	6 15 0	6 16 0	6 7 6	8 0 0	6 15 0
" 30 -	6 15 0	7 1 0	6 7 6	8 0 0	6 15 0
May 7 -	6 15 0	6 17 6	6 7 6	8 0 0	6 15 0
" 14 -	6 15 0	6 16 0	6 7 6	9 0 0	6 15 0
" 21 -	6 15 0	6 15 0	6 7 6	9 0 0	6 15 0
" 28 -	6 15 0	6 15 0	6 7 6	9 0 0	6 15 0
June 4 -	6 15 0	6 15 0	6 7 6	9 0 0	6 15 0
" 11 -	6 15 0	6 12 0	6 5 0	9 0 0	6 15 0
" 18 -	6 15 0	6 9 6	6 5 0	9 0 0	6 15 0
" 25 -	6 15 0	6 5 0	6 5 0	9 0 0	6 15 0
July 2 -	6 15 0	6 5 0	6 0 0	9 0 0	6 15 0
" 9 -	6 15 0	6 4 0	5 17 6	8 5 0	6 15 0
" 16 -	6 15 0	6 5 0	5 12 6	8 0 0	6 0 0
" 23 -	6 15 0	6 5 0	5 7 6	8 0 0	6 0 0
" 30 -	6 15 0	6 5 0	5 7 6	8 0 0	6 0 0
August 6 -	6 15 0	6 5 0	5 7 6	8 0 0	6 0 0
" 13 -	6 15 0	6 2 6	5 7 6	8 0 0	6 0 0
" 20 -	6 15 0	6 2 6	5 7 6	8 0 0	6 0 0
" 27 -	6 15 0	6 6 0	5 7 6	8 0 0	6 0 0
September 3 -	6 15 0	6 8 6	5 12 6	8 0 0	6 0 0
" 10 -	6 15 0	6 13 6	5 12 6	8 0 0	6 0 0
" 17 -	6 15 0	6 11 6	5 12 6	8 0 0	6 0 0
" 24 -	6 15 0	6 9 6	5 10 0	8 0 0	6 0 0
October 1 -	6 15 0	6 6 6	5 10 0	8 0 0	6 0 0
" 8 -	6 15 0	6 6 6	5 10 0	8 0 0	6 0 0
" 15 -	6 15 0	6 6 6	5 7 6	8 0 0	6 0 0
" 22 -	6 15 0	6 7 0	5 7 6	8 0 0	6 0 0
" 29 -	6 15 0	6 7 0	5 5 0	8 0 0	6 0 0
November 5 -	6 15 0	6 5 0	5 5 0	8 0 0	6 0 0
" 12 -	6 15 0	6 5 0	5 2 6	8 0 0	6 0 0
" 19 -	6 15 0	6 2 0	4 17 6	8 0 0	6 0 0
" 26 -	6 15 0	6 2 0	4 17 6	8 0 0	6 0 0
December 3 -	5 15 0	5 18 0	4 10 0	7 15 0	5 15 0
" 10 -	5 15 0	5 16 0	4 10 0	7 15 0	5 15 0
" 17 -	5 15 0	5 16 0	4 10 0	7 15 0	5 15 0
" 24 -	5 15 0	5 16 0	4 10 0	7 15 0	5 15 0
" 31 -	5 15 0	5 16 0	4 10 0	7 15 0	5 15 0
Mean Price -	6 10 6	6 10 6	5 15 0	8 0 0	6 7 0
Highest " -	6 15 0	7 19 0	6 7 6	9 0 0	6 15 0
Lowest " -	5 15 0	5 16 0	4 10 0	6 15 0	5 15 0

DETAILS of BLAST FURNACES in Blast, and of the MAKE of PIG IRON
in the Year 1873.

ENGLAND.

No.	Name of Works.	Owners.	Furnaces built.	Furnaces in blast.	Pig Iron made.
					Tons.
NORTHUMBERLAND :					
1	Elswick, <i>Newcastle-on-Tyne.</i>	Sir W. G. Armstrong & Co.	2	2	
2	Hareshaw - - -	Hareshaw Iron Company - -	2	—	
3	Lemington-on-Tyne -	Bulmer and Co. - - -	2	—	
4	Walker, <i>Newcastle-on-Tyne.</i>	Bell Brothers - - -	3	2	
5	Wylam - - -	Bell Brothers - - -	1	—	
Total of NORTHUMBERLAND			10	4	44,807
			Tons.		
Coal returned as used in the } Manufacture of Pig Iron - }			68,347		
Coal estimated - - -			33,000		
Total - - -			101,347		
DURHAM :					
1	Acklam, <i>Middlesbro'</i> -	Stevenson, Jaques, & Co. -	4	4	
2	Clarence, <i>Middlesbro'-on-Tees.</i>	Bell Brothers - - -	8	8	
3	Consett, <i>Durham</i> -	Consett Iron Co. (<i>Limited</i>) -	6	5 $\frac{1}{2}$	
4	Ferry Hill - - -	Rosedale and Ferry Hill Iron Company.	8	8	
5	Jarrow - - -	Palmer's Shipbuilding and Iron Company.	4	4	
6	Middleton, <i>Darlington</i>	George, Wythes, and Co. -	3	3	
7	Norton, <i>Stockton-on-Tees.</i>	Norton Iron Co., <i>Limited</i> -	3	3	
8	Norwegian - - -	Titanic Iron Co., <i>Limited</i> -	2	1	
9	Seaham - - -	Watson, Kipling, & Co. -	1	1	
10	South Durham, <i>Darlington.</i>	South Durham Iron Company	3	3	
11	Thornaby, <i>Stockton</i> -	William Whitwell & Co. -	5	3	
12	Towlaw - - -	Weardale Iron and Coal Company (<i>Limited</i>).	4	3*	
13	Tudhoe - - -	Weardale Iron Co. - - -	2	2	
14	Wear, <i>Washington</i> -	Bell Brothers - - -	1	1	
Total of DURHAM - -			54	49 $\frac{1}{2}$	799,573
			Tons.		
Coal returned as used in the } Manufacture of Pig Iron - }			1,848,100		

* Two in blast to June, one from November

No.	Name of Works.	Owners.	Furnaces built.	Furnaces in blast.	Pig Iron made. Tons.
YORKSHIRE :					
NORTH RIDING :					
1	Ayresome, <i>Middlesbro'-on-Tees.</i>	Gjers, Mills, and Co. -	4	4	
2	Cargo Fleet, do. -	Swan, Coates, and Company	4	4	
3	Carlton, <i>Stockton-on-Tees.</i>	North of England Industrial Iron and Coal Co. (<i>Lim.</i>)	3	3	
4	Clay Lane, <i>Eston Junction.</i>	Thomas Vaughan and Co. -	6	6	
5	Coatham, <i>Middlesbro'</i>	Downey and Co. -	2	2*	
6	Middlesbro' -	Bolckow, Vaughan, and Company (<i>Limited</i>). }	15	15	
7	Cleveland -				
8	Witton Park -				
9	Glaisdale, <i>Yarm</i> -	South Cleveland Iron Works Co. (<i>Limited</i>).	3	3	
10	Grosmont, <i>Whitby</i> -	Chas. and Thos. Bagnall, jr.	2	2	
11	Lackenby, <i>Middlesbro'</i>	Lackenby Iron Company -	3	3†	
12	Linthorpe, do. -	Lloyd & Co. -	6	6	
13	Newport, do. -	B. Samuelson and Company	8	8‡	
14	Normanby, do. -	Jones, Dunning, and Co. -	3	3	
15	Ormesby, do. -	Cochrane and Co. -	4	2	
16	South Bank, do. -	Thomas Vaughan and Co. -	6	6	
17	Tees, do. -	Gilkes, Wilson, Pease, & Co.	5	5	
18	Tees Side, do. -	Hopkins, Gilkes, & Co. (<i>Lim.</i>)	4	4	
Total of NORTH RIDING -			78	76	1,156,431
Coal returned as used in the } Tons. Manufacture of Pig Iron - } 2,536,837					
Coal estimated - - - 107,160					
Total - - - 2,643,997					
YORKSHIRE :					
WEST RIDING :					
1	West Yorkshire, <i>Ardsey.</i>	West Yorkshire Iron and Coal Company (<i>Limited</i>).	5	4	
2	Beeston Manor, do. -	A. Harding and Co. -	2	1	
3	Bowling, <i>Bradford</i> -	Bowling Iron Co. (<i>Lim.</i>) -	6	4	
4	Elsecar } <i>Barnsley</i> -	W. H. and Geo. Dawes -	6	4	
5	Milton -				
6	Farnley, <i>Leeds</i> -	Farnley Iron Co. (<i>Lim.</i>) -	4	2	
7	Holmes -	Parkgate Iron Company (<i>Limited</i>) -	5	5	
8	Parkgate, <i>Rotherham</i> }				
9	Low Moor, <i>Bradford</i> }	Hird, Dawson, and Hardy -	8	6	
10	Bierley -				
11	Thorncliffe, <i>Sheffield</i> -	Newton, Chambers, and Co.	2§	2	
12	York Road, <i>Leeds</i> -	York Road Iron and Coal Co.	2	2	
Total of WEST RIDING -			40	30	151,511
Coal returned as used in the } Tons. Manufacture of Pig Iron - } 351,490					
Coal estimated - - - 142,486					
Total - - - 493,976					

* Two furnaces from June 10th.

† One furnace for two months.

‡ Eight for seven months, and seven for five months.

§ One in course of construction.

|| Two for three months, and one for nine months.

No.	Name of Works.	Owners.	Furnaces built.	Furnaces in blast.	Pig Iron made. Tons.
DERBYSHIRE :					
1	Alfreton - - -	Jas. Oakes and Company -	3	3*	
2	Butterley Park, <i>Alfreton</i>	} The Butterley Co. -	7	3	
3	Codnor - - -				
4	Clay Cross - - -	Clay Cross Co. - - -	3	3	
5	Denby, <i>Derby</i> - - -	W. H. and G. Dawes - - -	4	3	
6	Morley Park, <i>Belper</i> -	Henry Cathrow Disney - - -	2	2	
7	Newbold, <i>Chesterfield</i>	Newbold Iron Co. - - -	1	1	
8	Renishaw, <i>Eckington</i>	F. R. Appleby and Co. - - -	4	3	
9	Sheepbridge, <i>Chesterfield.</i>	Sheepbridge Coal and Iron Co., <i>Limited</i>	5	5†	
10	Stanton, <i>Nottingham</i> -	Stanton Iron Works Co. - - -	5	5	
11	Staveley, <i>Chesterfield</i> -	Staveley Coal & Iron Company (<i>Limited</i>).	8‡	7	
12	West Hallam, <i>Ilkeston</i>	West Hallam Coal and Iron Company.	2	1	
13	Wingerworth, <i>Chesterfield.</i>	Wingerworth Iron Co. (<i>Lim.</i>)	3	3	
Total of DERBYSHIRE -			47	39	296,468
Coal returned as used in the } Tons.					
Manufacture of Pig Iron - } 779,990					
Coal estimated - - - - 85,360					
Total - - - 865,350					
LANCASHIRE :					
1	Barrow Hæmatite Iron and Steel.	Barrow Hæmatite Steel Co. (<i>Limited</i>).	16	13	
2	Carnforth - - -	Carnforth Hæmatite Iron Co. (<i>Limited</i>).	6	5	
3	Ditton Brook, <i>Widness</i>	Ditton Brook Iron Co. (<i>Lim.</i>)	6	4	
4	Furness, <i>Asham-in-Furness.</i>	Furness Iron and Steel Co. (<i>Limited</i>).	4	4	
5	Kirkless Hall, <i>Ince</i> -	} Wigan Coal & Iron Co. -	10	9§	
6	Newland, <i>Ulverston</i>				
7	Backbarrow, <i>do.</i> -				
Total of LANCASHIRE -			44	36	529,271
Coal returned as used in the } Tons.					
Manufacture of Pig Iron - } 815,583					
Coal estimated - - - - 292,609					
Total - - - 1,108,192					

* Two furnaces for five months, and three furnaces for seven months.

† Five furnaces for ten months, and four furnaces for two months.

‡ Including one building.

§ Seven furnaces in blast toward's the end of the year.

No.	Name of Works.	Owners.	Furnaces built.	Furnaces in blast.	Pig Iron made.
	Tons.				
CUMBERLAND:					
1	Harrington Hæmatite, <i>Whitehaven.</i>	Bain and Paterson - -	4	4	
2	Maryport - -	Gilmour and Co. - -	6	6	
3	Millom, <i>Carnforth</i> -	Cumberland Iron Mining and Smelting Co. (<i>Limited</i>).	8	4½	
4	Solway Hæmatite, <i>Maryport.</i>	Solway Hæmatite Iron Co. (<i>Limited</i>).	4	4	
5	West Cumberland Iron & Steel, <i>Workington.</i>	West Cumberland Iron and Steel Company (<i>Limited</i>).	6	4	
6	Cleator Moor Hæmatite Iron Works.	Whitehaven Hæmatite Iron Company (<i>Limited</i>).	6	4	
7	Workington - -	Workington Iron Co. (<i>Lim.</i>)	6	4	
8	North of England, <i>Workington.</i>	North of England Iron Co. -	2	1	
9	Moss Bay, do. -	Hæmatite Iron Co. - -	3	2*	
10	Parton - -	Blair and Vance - -	2	0	
11	Duddon - -	Harrison, Ainslie, and Co. -	1	0	
	Total of CUMBERLAND -		48	33½	456,877
	Coal returned as used in the } Tons.				
	Manufacture of Pig Iron - }				507,206
	Coal estimated - - -				571,912
	Total - - -				1,079,118
SHROPSHIRE:					
1	Dark Lane, <i>Shipnal-</i>	} Haybridge Iron Co. (<i>Lim.</i>)	4	3	
2	Hinkshay, do. -				
3	Lawley - -	} Coalbrookdale Iron Co. -	5	3	
4	Light Moor - -				
5	Castle - -				
6	Ketley, <i>Wellington</i> -	Ketley Company - -	1	1	
7	Lodge Wood, <i>Shipnal</i>	} Lilleshall Company -	9	7	
8	Prior's Lee, do. -				
9	Madeley Wood, <i>Iron-bridge.</i>	Madeley Wood Company -	3	3	
10	Madeley Court -	William Orme Foster -	3	2	
11	Old Park - -	Old Park Iron Company -	4	2	
	Total of SHROPSHIRE -		29	21	135,149
	Coal returned as used in the } Tons.				
	Manufacture of Pig Iron - }				317,876
	Coal estimated - - -				90,000
	Total - - -				407,876

* One for six months.

No.	Name of Works.	Owners.	Furnaces built.	Furnaces in blast.	Pig Iron made.
					Tons.
STAFFORDSHIRE,					
NORTH :					
1	Apedale, <i>Newcastle</i> -	} Stanier and Co. - -	8	5	
2	Silverdale, <i>do.</i> -				
3	Biddulph Valley and Norton.	Robert Heath and Sons -	8	7	
4	Clough Hall, <i>Kidsgrove</i>	Kinnersley and Co. - -	4	4	
5	Goldendale, <i>Stoke</i> -	Williamson Brothers -	4	3	
6	Lane End, <i>Longton</i> -	Thos. Goddard and Sons -	2	2	
7	Shelton, <i>Hanley</i> -	The Earl Granville - -	8	6	
8	Talk-o'-th'-Hill -	New North Staffordshire Coal and Iron Co. (<i>Lim.</i>)	2	2*	
Total of NORTH STAFFORDSHIRE -			36	29	241,166
Coal returned as used in the } Manufacture of Pig Iron - }		Tons.			
		133,500			
Coal estimated - - -		577,356			
Total - - -		710,856			
STAFFORDSHIRE,					
SOUTH :					
1	Barbor's Field, <i>Bilston</i>	Barbor's Field Company -	2	2	
2	Bovereux, <i>do.</i>	Jas. and Thos. Holcroft -	2	2†	
3	Bradley, <i>do.</i>	G. B. Thorneycroft and Co. -	2	2	
4	Deepfields, <i>do.</i>	Samuel Pemberton -	3	2	
5	Bilston Brook, <i>do.</i>	Bilston Brook Furnace Co. -	2	2	
6	Herbert Park, <i>do.</i>	David Jones and Sons -	1	1	
7	Prior Field, <i>do.</i>	H. B. Whitehouse and Son -	2	2	
8	Stonefield, <i>do.</i>	Stonefield Iron Company -	1	1	
9	Stow Heath, <i>do.</i>	W. and J.T. Sparrow and Co. -	3	0	
10	Millfields, <i>do.</i>	Ditto - -	3	1	
11	Spring Vale, <i>do.</i>	Alfred Hickman - -	3	2‡	
12	Capponfield, <i>do.</i>	John Bagnall and Sons -	3	2	
13	Horseley Fields Iron and Tin Plate, <i>Wolverhampton.</i>	Osier Bed Iron Company -	3	1	
14	Parkfield, <i>Wolverhampton.</i>	Parkfield Iron Co. - -	5	4§	
15	Chillington, <i>do.</i>	Chillington Iron Co. (<i>Lim.</i>)	6	4	
16	Golds Green, <i>West Bromwich.</i>	John Bagnall and Sons -	3	1	
17	Crookhay, <i>do.</i>	W. and G. Firmstone -	4	2	
18	Union, <i>do.</i>	Phillip Williams and Co. -	3	1	
Carried forward -			51	32	

* One furnace for six months, and the other for seven months.

† One furnace for nine months.

‡ One furnace part of the year only.

§ Three for nine months, and four for three months.

No.	Name of Works.	Owners.	Furnaces built.	Furnaces in blast.	Pig Iron made.	
	STAFFORDSHIRE,				Tons.	
	SOUTH—cont.:					
		Brought forward -	51	32		
19	Corbyn's Hall, <i>Dudley</i>	Executors of the late Wm. Mathews, Esq.	4	2		
20	Netherton, do.	M. and W. Grazebrook -	2	2*		
21	Park Head, do.	Evers and Martin -	2	2		
22	Woodside, do.	Cochrane and Company -	3	3		
23	Windmill End, do.	J. H. Pearson -	3	2		
24	Withymoor, do.	W. H. Dawes -	2	2		
25	Buffery, do.	John Jones and Son -	1	1		
26	Old Hill, do.	N. Highley and Sons -	2	1		
27	Corngreaves, do.	New British Iron Co. -	6	3		
28	Old Level, do.	J. and C. Holcroft -	3	2		
29	New Level, <i>Brierley Hill</i>	Earl of Dudley -	2	2		
30	Lays, do.	W. and G. Firmstone -	3	2		
31	Shut End, <i>Dudley</i> -	John Bradley & Co. -	4	2		
32	Corbyn's Hall, New, do.	Corbyn's Hall Iron Company -	3	2		
33	Broadwaters, <i>Wednesbury</i> .	Samuel Groucutt and Sons -	3	3†		
34	Darlaston Steel and Iron, do.	Darlaston Steel and Iron Co. (<i>Limited</i>).	3	3		
35	Priestfields, New, <i>Willenhall</i> .	William Ward and Sons -	2	1		
36	Rough Hay, <i>Wednesbury</i> .	Addenbrooke, Smith, and Pidcock.	3	2		
37	Park, Old, do.	Patent Shaft and Axletree Company (<i>Limited</i>).	3	2		
38	Willingsworth, do.	D. Kendrick and R. Pearson -	3	1		
39	Moxley, do.	David Rose -	2	1		
40	Hatherton, <i>Walsall</i> -	G. and R. Thomas -	2	2‡		
41	Pelsall do. -	Pelsall Coal and Iron Co. (<i>Limited</i>).	2	2		
42	Green Lanes, do. -	Walsall Iron Company -	2	1		
43	Bentley, do. -	Chillington Iron Company -	2	2		
44	Willenhall, do. -	Fletcher, Solly, and Urwick -	3	3		
45	Tipton Green, <i>Tipton</i>	Roberts and Company -	4	4		
46	Hange (<i>Tividale</i>), do.	Round Brothers -	2	2		
47	Park Lane, do.	} John Colbourn and Sons -	3	3		
48	Horseley, do.					
49	Tipton, do.	J. and T. Turley -	2	0		
50	Wednesbury Oak, do.	Philip Williams and Sons -	3	2		
51	Groveland, <i>Smethwick</i> .	G. H. Hickman -	2	2		
52	Coneygre, <i>Dudley Port, Tipton</i> -	Earl of Dudley -	3	2		
53	Dudley Port -	} J. and G. Onions -	2	2		
54	Stour Valley -					
	Total of SOUTH STAFFORDSHIRE -			142	99	673,397
	Coal returned as used in the } Tons.					
	Manufacture of Pig Iron -			1,307,080		
	Coal estimated - - -			661,500		
	Total - - -			1,968,580		

* Six months only.

† One standing three months for repairs.

‡ One in blast eight months, two in blast ten months.

No.	Name of Works.	Owners.	Furnaces built.	Furnaces in blast.	Pig Iron made. Tons.
NORTHAMPTONSHIRE:					
1	East End, <i>Wellingbro'</i>	Thomas Butlin and Co. -	2	2*	
2	Finedon, do. -	Checkland and Fisher -	3	3†	
3	Irthlingborough, do. -	Thomas Butlin and Co. -	2	2	
4	Heyford, <i>Weedon</i> -	Heyford Iron Co. (<i>Limited</i>) -	3	2‡	
5	Hunsbury Hill, <i>Northampton.</i>	The Northampton Coal, Iron, and Wagon Co. (<i>Limited</i>)	2§	—	
6	Islip, <i>Thrapstone</i> -	Plevins and Co. -	2	1	
7	Stowe, <i>Weedon</i> -	William Mc Clure -	2¶	0	
Total of NORTHAMPTONSHIRE			16	10	58,480
Coal returned as used in the } Tons. Manufacture of Pig Iron - }					137,175
Coal estimated - - -					32,417
Total - - -					169,592
LINCOLNSHIRE:					
1	Trent, <i>Scunthorpe</i> -	W. H. and G. Dawes -	7	3	
2	Frodingham, do. -	Frodingham Iron Co. -	4	4	
3	North Lincolnshire, <i>Frodingham, Brigg.</i>	North Lincolnshire Iron Co. (<i>Limited</i>).	2	2	
Total of LINCOLNSHIRE			13	9	52,076
Total Coal returned as used in } Tons. the Manufacture of Pig Iron }					142,236
GLOUCESTERSHIRE:					
1	Cinderford - - -	Henry Crawshay and Co. -	4	3	
2	Oakwood - - -	Ebbw Vale Company -	1	0	
3	Park End, <i>Lydney</i> -	Forest of Dean Iron Co. -	3	2	
4	Soudley, <i>Newnham</i> -	Goold Brothers -	2	1	
Total of GLOUCESTERSHIRE			10	6	44,049
Coal returned as used in the } Tons. Manufacture of Pig Iron - }					74,019
Coal estimated - - -					60,000
Total - - -					134,019

* Furnaces blown out in March 1874.

† One new furnace in course of erection.

‡ In blast for five months in 1873. Change of owners in March 1874.

§ Furnaces approaching completion.

|| In blast for four months.

¶ Furnaces in course of re-construction.

No.	Name of Works.	Owners.	Furnaces built.	Furnaces in blast.	Pig Iron made.
	WILTSHIRE:				Tons.
1	Westbury - - -	Westbury Iron Co. (<i>Limited</i>)	4	3	
2	Seend - - -	Malcolm and Co. - -	3	2	
	Total of WILTSHIRE - - -		7	5	
	Total Coal returned as used in } the Manufacture of Pig Iron } Tons. 95,793				
	Coal estimated - - - 24,000				
	Total - - - 119,793				
	HAMPSHIRE:				
1	Warsash - - -	Harrison, Ainslie, and Co. -	1	0	
	Total of HAMPSHIRE - - -		1	0	
	SOMERSETSHIRE:				
1	Ashton Vale, <i>Bristol</i>	Ashton Vale Iron Co. (<i>Limited</i>)	1	1*	
	Total of SOMERSETSHIRE and WILTSHIRE		1	1	48,944
	Total Coal returned as used in } the Manufacture of Pig Iron } Tons. 11,500				

* For nine months.

WALES.

No.	Name of Works.	Owners.	Furnaces built.	Furnaces in blast.	Pig Iron made. Tons.
NORTH WALES:					
DENBIGHSHIRE:					
1	Brymbo - -	Brymbo Iron Company -	3	2	
2	Ffrwd, Wrexham -	Sparrow and Poole -	3	2	
3	Ruabon - -	New British Iron Company -	3	1	
Total of DENBIGHSHIRE -			9	5	42,773
Coal returned as used in the } Manufacture of Pig Iron -			Tons. 82,650		
Coal estimated - -			52,530		
Total - -			135,180		
FLINTSHIRE:					
1	Leeswood - -	Leeswood Iron Company (Limited).	2	1	
2	Mostyn - -	John Lancaster and Company	2	2	
Total of FLINTSHIRE -			4	3	24,690
Total Coal returned as used in } the Manufacture of Pig Iron			Tons. 52,098		

FURNACES USING ANTHRACITE.

SOUTH WALES:					
GLAMORGANSHIRE:					
1	Ystalyfera, Swansea -	Ystalyfera Iron Company -	11	6*	
BRECKNOCKSHIRE:					
1	Yniscedwyn - -	Yniscedwyn Iron Company†	2	2	
Total of FURNACES using ANTHRACITE -			13	8	32,822
Total Coal returned as used in } the Manufacture of Pig Iron in Furnaces using Anthracite			Tons. 81,827		

* Six to June ; five from thence to the end of the year.

† No returns.

FURNACES USING BITUMINOUS COAL.

No.	Name of Works.	Owners.	Furnaces built.	Furnaces in blast.	Pig Iron made.
GLAMORGANSHIRE :					
1	Amman, <i>Brynamman</i>	Amman Iron Co. - -	3	3	
2	Llwydcoed - -	} The Aberdare Iron Company.	5	3	
3	Abernant and Taffvale				
4	Briton Ferry - -	Townshend, Wood, and Co. -	2	2	
5	Cwm Avon - -	} Governor and Co. of Copper Miners in England.	6	3	
6	Oakwood - -				
7	Cyfarthfa, <i>Merthyr</i>	} Robert Crawshay - -	11	8	
8	Ynisfach - -				
9	Dowlais - -	Dowlais Iron Company -	18	16	
10	Llynvi Iron, <i>Bridgend</i>	Lynvi, Tondy, and Ogmore Coal and Iron Co. (<i>Lim.</i>)	7	4	
11	Gadlys, <i>Aberdare</i> -	Waynes Steam Coal and Iron Works (<i>Limited</i>).	4	3*	
12	Melin Griffiths and Pentyrch.	T. W. Booker and Co. (<i>Lim.</i>)	2	2	
13	Plymouth, <i>Merthyr</i> -	} Fothergill and Hankey -	10	3	
14	Duffryn - -				
15	Forest Iron and Steel, <i>Pontypridd</i> .	Forest Iron and Steel Co. (<i>Limited</i>).	3	2	
16	Tondy, <i>Bridgend</i> -	Llynvi, Tondy, and Ogmore Coal and Iron Co. (<i>Lim.</i>)	2	2	
Total of GLAMORGANSHIRE -			73	51	424,384
			Tons.		
Coal returned as used in the } 912,971					
Manufacture of Pig Iron - } 134,274					
Coal estimated - - - 1,047,245					
Total - - - 1,047,245					
MONMOUTHSHIRE :					
1	Abersychan - -	} Ebbw Vale Steel, Iron, and Coal Co. (<i>Limited</i>).	21	17	
2	Pontypool - -				
3	Sirhowy - -				
4	Ebbw Vale - -				
5	Victoria - -	} Blaenavon Iron and Steel Co. (<i>Limited</i>).	10	7	
6	Blaenavon - -				
7	Cwmbrân - -	Patent Iron and Bolt Co. -	2	2	
8	Nantyglo - -	} Nantyglo and Blaina Iron Works Co. (<i>Limited</i>).	11	3	
9	Blaina - -				
10	Coalbrook Vale - -				
11	Rhymney - -	Rhymney Iron Co. (<i>Limited</i>)	9	7	
12	Tredegar - -	Tredegar Iron Co. (<i>Limited</i>)	9	6	
Total of MONMOUTHSHIRE -			62	42	360,583
			Tons.		
Coal returned as used in the } 747,390					
Manufacture of Pig Iron - } 120,250					
Coal estimated - - - 867,640					
Total - - - 867,640					

* Three for five months, two for seven months.

SCOTLAND.

No.	Name of Works.	Owners.	Furnaces built.	Furnaces in blast.	Pig Iron made. Tons.
AYRSHIRE :					
1	Ardeer, <i>Stevenston</i> -	Merry and Cunningham, (<i>Limited</i>).	5	4	
2	Eglinton, <i>Glasgow</i> -	Eglinton Iron Company -	7	7	
3	Lugar, do. - -	Ditto - - -	4	4	
4	Muirkirk, do. -	Ditto - - -	3	3	
5	Portland, do. -	Ditto - - -	6	3	
6	Dalmellington, do. -	Dalmellington Iron Co. -	8	6	
7	Glengarnock, <i>Kilbirnie</i> .	Merry and Cunningham, (<i>Limited</i>).	9	7	
Total of AYRSHIRE -			42	34	
LANARKSHIRE :					
1	Calder - - -	William Dixon, <i>Limited</i> -	8	6	
2	Govan, <i>Glasgow</i> -	Ditto - - -	5	4	
3	Carnbroe, <i>Coatbridge</i>	Merry and Cunningham, (<i>Limited</i>).	6	6	
4	Castlehill - - -	Shotts Iron Co. - - -	4	3	
5	Shotts - - -	Ditto - - -	4	4	
6	Clyde - - -	James Dunlop and Co. -	6	5	
7	Quarter, <i>Hamilton</i> -	Colin, Dunlop, and Co. -	5	4	
8	Coltness - - -	Coltness Iron Company -	12	12	
9	Gartsherrie, <i>Coatbridge</i> .	William Baird and Co. -	16	12	
10	Langloan, do. -	Robert Addie and Sons -	8	6	
11	Calder Bank, Chapel Hall, <i>Monkland</i> .	Monkland Iron and Coal Co. (<i>Limited</i>).	9	8	
12	Summerlee - - -	Summerlee Iron Co. - -	8	7	
13	Wishaw - - -	Wishaw Iron Company -	3	2	
Total of LANARKSHIRE -			94	79	
FIFESHIRE :					
1	Lochgelly - - -	Lochgelly Iron and Coal Co. (<i>Limited</i>).	4	2	
2	Lumphinnans, <i>Lochgelly</i> .	A. Christie and Co. -	2	1	
Total of FIFESHIRE -			6	3	
LINLITHGOWSHIRE :					
1	Kinniel, <i>Boness</i> -	George Wilson and Co. -	4	3	
2	Bridgeness, do. -	Henry Cadell - - -	2	1	
Total of LINLITHGOWSHIRE			6	4	
STIRLINGSHIRE :					
1	Almond - - -	James Russell & Sons -	3	2	
2	Carron - - -	Carron Iron Co. - - -	4	3	
Total of STIRLINGSHIRE -			7	5	
ARGYLESHIRE :					
1	Lorn - - -	Harrison, Ainslie, and Co. -	1	1	
Total of SCOTLAND - - -			156	126	993,000
Total Coal returned as used in the Manufacture of Pig Iron in Scotland - - -			Tons. 2,730,000		

IRON MANUFACTURE RETURNS, 1873.

DISTRIBUTION OF SCOTCH IRON
in the three years ending 1873.

	1871.	1872.	1873.
	Tons.	Tons.	Tons.
Shipments, coastwise - - - -	303,494	224,695	214,061
Ditto, foreign - - - -	512,479	616,933	398,850
Railway to England - - - -	54,027	74,372	81,089
Consumed in } Foundries - - - -	275,000	270,000	280,000
Scotland } Malleable Iron Works -	190,000	200,000	143,000
Stock, December 1872, <i>estimated</i> -	490,000	194,000	120,000

PRODUCTION OF SCOTCH PIG IRON
in each of the three years ending 1873.

	1871.	1872.	1873.
	Tons.	Tons.	Tons.
	1,160,000	1,090,000	993,000

LIST OF THE MILLS AND FORGES IN THE UNITED KINGDOM.

No.	Name of Works.	Name of Firm.	Nearest Port or Railway Station.	No. of Puddling Furnaces.	No. of Rolling Mills.
ENGLAND.					
NORTHUMBERLAND.	1 Walker	Bell, Brothers	Newcastle	54	4
	2 Tyne Hæmatite	T. Spencer and Sons	Blaydon	—	—
	Total of County			54	4
DURHAM.	1 Auckland	Thomas Vaughan & Co.	Bishop Auckland	33	1
	2 Whesoe	Do.	Darlington	36	—
	3 Hartlepool	Hartlepool Malleable Iron Co.	Hartlepool	33	2
	4 Jarrow	Palmer's Shipbuilding & Iron Co. (Limited).	Newcastle	78	4†
	5 Albert Hill	Darlington Iron Co. (Lim.)	Darlington	203	8
	6 Springfield	Do.	Do.		
	7 Birtley	Birtley Iron Co.	Chester-le-Street	5	1
	8 Consett	Consett Iron Co. (Limited)	Durham	156	7‡
	9 Britannia	Hopper, Radcliffe, & Co.	Fence Houses	36	3
	10 Gateshead	Hawks, Crawshay, & Sons	Gateshead	76	5
	11 Hive	John Elliott	East Jarrow	12	3
	12 Monkwearmouth	Samuel Tyzack and Co.	Sunderland	32	4
	13 Tudhoe	Weardale Iron and Coal Co. (Limited).	Ferry Hill	64	5
	14 Skerne	Skerne Ironworks Co. (Limited).	Darlington	60	4
	15 West Hartlepool	West Hartlepool Iron Co. (Limited).	Hartlepool	112	3
	16 Rise Carr	Fry, Janson, and Co.	Darlington	32	4
	17 Stockton Rail Mill	Stockton Rail Mill Co.	Stockton	70	1
	18 Park	J. Abbott & Co. (Limited)	Gateshead	36	3
	19 Albion (Felling Shore)	Felling Coal, Iron, and Chemical Co. (Lim.)	Do.	32	2
	20 Thornaby	W. Whitwell and Co.	Stockton	34	2
	21 Drinkfield	Drinkfield Iron Co.	Darlington	—	—
Total of County			1,140	62	
CUMBERLAND.	1 West Cumberland Hæmatite	West Cumberland Iron and Steel Co.	Workington	38	3
	2 New Yard	Hy. and Thos. Kirk	Do.	16	3
	3 Derwent Rolling Mills	The Moss Bay Hæmatite Iron Co.	Do.	12	1
	4 Marsh Side	Joseph Price, jun. & Co.	Do.	6	1
	5 Ellen Rolling Mills	Penton, Hampton, and Jackson.	Maryport	11	3
Total of County			83	11	
LANCASHIRE.	1 Albion	Hall and Matthew	Wigan	—	10
	2 Atlas Forge	Thomas Walmsley	Bolton	16	—
	3 Barrow	Barrow Hæmatite and Steel Co.	Ulverstone	—	5
	4 Bewsey	The Pearson and Knowles Coal and Iron Co.	Warrington	40	7
	5 Bolton	Bolton Iron and Steel Co.	Bolton	6	5
	6 Bradford	Richd. Johnson and Co.	Manchester	20	—
	7 Carnforth	Carnforth Hæmatite Iron Ore Co.	Carnforth	—	2
	8 Dallam	The Pearson and Knowles Coal and Iron Co.	Warrington	30	4
			Carried forward	112	33

* The works standing; the firm having retired from the Iron Trade.

† Two plate and two bar mills.

‡ Six plate and one rail mill.

No.	Name of Works.	Name of Firm.	Nearest Port or Railway Station.	No. of Puddling Furnaces.	No. of Rolling Mills.	
LANCASHIRE — cont.	9	Garston	Brought forward - Garston & Liverpool Steel and Iron Co.	112 46	33 —	
	10	Gibraltar	Railway Steel & Plant Co.	17	3	
	11	Globe	John Summers	Manchester Stalybridge	6 —	— —
	12	Gorton	M. S. & Lincolnshire Railway Co.	Manchester	9	—
	13	Huilford	Platt, Brother, and Co.	Oldham	8	—
	14	Ince Hall	Ince Hall Rolling Mills	Wigan	—	12
	15	Mersey	Mersey Steel and Iron Co.	Liverpool	4	3
	16	Moss Side	Dallam Forge Co. (Limited)	Wigan	31	3
	17	Openshaw	Ashbury Railway Carriage and Iron Co. (Limited).	Manchester	43	2
	18	Park Bridge	H. Lee and Son	Ashton	4	—
	19	Pendleton	William Barningham	Manchester	20	3
	20	Pendleton	Maybury, Matthews, and Co.	Pendleton	8	—
	21	Preston	North of England Car- riage and Train Co.	Preston	35	—
22	Star	Star Iron Co.	Stockport	7	3	
23	White Cross	White Cross Wire Co.	Warrington	—	20	
	Total of County			350	81	
YORKSHIRE. CLEVELAND DISTRICT.	1	North Yorkshire	North Yorkshire Iron Co. (Limited).	58	2	
	2	Carlton	North of England Indus- trial Iron and Coal Co. (Limited).	Do.	8*	1
	3	Cleveland	Bolckow and Vaughan	Do.	175	6†
	4	Middlesbro'	Do.	Do.		
	5	Witton Park	Do.	Do.		
	6	Tees Side	Hopkins, Gilkes, & Co. (Limited).	Do.	82	3
	7	Newport	Fox, Head, and Co.	Do.	40	4
	8	Stockton	Stockton Malleable Iron Co.	Do.	79	6
	9	Yorkshire	South Yorkshire Iron Co. (Limited).	Do.	9	2
	10	Westbourne	John Holdsworth & Co.	Do.	22	2
	11	West Stockton	West Stockton Iron Co. (Limited).	Do.	35	3
	Total of District			506	29	
LEEDS AND BRADFORD DISTRICT.	1	Albert (Hunslet)	Coghlan and Dury	Leeds	23	5
	2	Clarence	Taylor Brothers, and Co.	Do.	17	5
	3	Farnley	Farnley Iron Co.	Do.	12	4
	4	Kirkstall Forge	Messrs. T. J. O. and A. Butler.	Do.	24	3
	5	Leeds	S. T. Cooper and Co.	Do.	14	5
	6	Monk Bridge	Monk Bridge Iron Co.	Do.	27	6
	7	Thornhill Lees	Do.	Do.	9	1
	8	Perseverance	J. Whitham and Son	Do.	30	6
	9	Bowling	Bowling Iron Co.	Bradford	—	7
	10	Low Moor	Hird, Dawson, & Hardy	Do.	40	7
	11	Water Lane	J. Perkins and W. Terry	Do.	7	3
	12	Calder Vale	Samuel Whitham	Wakefield	23	4
	Total of District			231	55	
SHEFFIELD AND ROTHER- HAM DISTRICT.	1	Atlas Steel and Iron (Swin- ton).	John Brown and Co. (Lim.)	Sheffield	76	21
	2	Cyclops	Ch. Cammell and Co. (Limited).	Do. †	39	9
	3	Gremithorpe	Do.	Do.	—	1
	4	Yorkshire Steel and Iron Works (Penistone).	Do.	Do.	—	4
	5	Wortley	Andrews & Co.	Do.	6	3
	6	Midland	Midland Iron Co. (Lim.)	Rotherham	29	3
	7	Phoenix Steel and Iron Works.	Owen's Patent Wheel Tyre and Axle Co.	Do.	—	2
	8	Park Gate	Park Gate Iron Co.	Do.	1	2
	9	Northfield	Neill, Johnson, & Edgar	Do.	32	3
	10	Elsecar and Milton	W. H. & G. Dawes	Elsecar	68	7
	11	Stockbridge	Samuel Fox and Co. (Lim.)	Sheffield	4	2
	Total of District			337	61	

* Danks' patent revolving machine puddlers.

† Two rail mills, two plate mills, one bar mill, and one steel mill.

‡ Also 13 melting and 6 converting furnaces, and 60 melting holes.

No.	Name of Works.	Name of Firm.	Nearest Port or Railway Station.	No. of Puddling Furnaces.	No. of Rolling Mills.
DERBY-SHIRE.					
1	Butterley - - -	The Butterley Co.	Alfreton - - -	43	11
2	Railway (<i>Litchurch</i>) - - -	Eastwood, Swinger, & Co.	Derby - - -	39	3
3	Victoria - - -	Ditto - - -	Do. - - -	18	3
4	Whittington - - -	Thomas Firth and Sons	Chesterfield	9*	-
5	Sheepbridge - - -	Sheepbridge Iron Co.	Ditto - - -		
	Total of County - - -	- - -	- - -	108	17
NORTH STAFFORD-SHIRE.					
1	Biddulph Valley and Ford Green.	Robert Heath and Son	Tunstall - - -	90	6
2	Ravensdale - - -	Ditto - - -	Ditto - - -	54	8
3	Chesterton - - -	Chesterton Iron Co. (<i>Lim.</i>)	Ditto - - -	21	2
4	Clough Hall (<i>Kidsgrove</i>) - - -	Kinnorsley and Co.	Stoke - - -	77	6
5	Shelton Bar Iron Works - - -	Shelton Bar Iron Co.	Ditto - - -	60	7
6	Berry Hill - - -	William Bowers - - -	Ditto - - -	21	2
7	Cliff Vale - - -	Joseph Bull and Son	Ditto - - -	28	5
8	Silverdale - - -	Stanier and Co. - - -	Ditto - - -	58	5
	Total of District - - -	- - -	- - -	425	41
SHROP-SHIRE.					
1	Horsehay - - -	Coalbrookdale Iron Co.	Wellington - - -	40	5
2	Stirchley - - -	Leighton and Grenfell	Do. - - -	18	3
3	Ketley - - -	Ketley Iron Co. - - -	Do. - - -	20	3
4	Eagle (<i>Hollingswood</i>) - - -	The Eagle Iron Works Co. (<i>Limited</i>).	Do. - - -	18	3
5	Trench - - -	The Shropshire Iron Co.	Do. - - -	28	3
6	Wombridge - - -	Wombridge Iron Co.	Do. - - -	10	3
7	Haybridge - - -	Haybridge Iron Co. (<i>Lim.</i>)	Do. - - -	10	1
8	Old Park - - -	Old Park Iron Co.	Shifnal - - -	-	-
9	Snedshill - - -	Snedshill Iron Co.	Do. - - -	40	5
	Total of County - - -	- - -	- - -	182	26
SOMERSET-SHIRE.					
1	Ashton Vale - - -	Ashton Vale Iron Co.	Bristol - - -	14	3
GLOUCES-TERSHIRE.					
1	Park End - - -	Forest of Dean Iron Co.	Lydney - - -	3	2
SOUTH STAFFORD-SHIRE.					
1	Bank Field - - -	Samuel Groucutt and Sons	Bilston - - -	} 44	8
2	Bradley Field - - -	Ditto - - -	Ditto - - -		
3	Batman's Hill - - -	William Rose - - -	Ditto - - -		
4	Bilston Mill and Forge - - -	W. and J. J. Sparrow & Co.	Ditto - - -		
5	Bradley Tin Plate - - -	Thomson, Hatton, & Co.	Ditto - - -		
6	Bradley - - -	Stephen Thomson	Ditto - - -		
7	Bradley, New - - -	Gitting and Tolley	Ditto - - -		
8	Deepfields - - -	Deepfields Iron Co.	Ditto - - -		
9	Bilston Bridge - - -	David Jones and Sons	Ditto - - -		
10	Herbert's Park - - -	Ditto - - -	Ditto - - -		
11	Millfields - - -	Ditto - - -	Ditto - - -		
12	Britannia - - -	Brereton and Co.	Ditto - - -		
13	Regent - - -	Regent Iron Works Co. (<i>Limited</i>).	Ditto - - -		
14	Stonefield - - -	Bilston Iron Company	Ditto - - -	20	5
15	Ettingshall - - -	Morewood & Co.	Ditto - - -	10	3
16	Ebenezer - - -	H. Onions and Co.	Ditto - - -	-	1
17	Moxley - - -	Thomas Wells - - -	Ditto - - -	22	3
18	Millfields, New - - -	Adams and Company	Ditto - - -	22	2
19	Bradley Hall - - -	Ditto - - -	Ditto - - -	12	2†
20	Brockmoor - - -	Budd and Co.	Brierley Hill	6	3
21	Harts Hill - - -	Noah Hingley and Son	Ditto - - -	34	3
22	Round Oak - - -	Earl of Dudley - - -	Ditto - - -	} 94	10
23	New Level - - -	Ditto - - -	Ditto - - -		
24	Brettle Lane - - -	Thomas Webb and Sons	Ditto - - -		
25	Brockmoor - - -	John Bradley and Co.	Ditto - - -	-	3
26	Brierley Hill - - -	Ditto - - -	Ditto - - -	22	3
27	Corngreaves - - -	New British Iron Co.	Ditto - - -	61	8
28	Brierley Hill - - -	Ditto - - -	Ditto - - -	18	3
29	Lanehead - - -	W. G. Merriman	Wolverhampton	16	3
30	Cleveland - - -	Wright and North	Ditto - - -	} 20	4
31	Monmore - - -	Ditto - - -	Ditto - - -		
	Carried forward - - -	- - -	- - -	533	91

* Double furnaces equal to 27 single furnaces.

† Six of these are Danks' patent revolving machine puddlers.

‡ Standing.

No.	Name of Works.	Name of Firm.	Nearest Port or Railway Station.	No. of Puddling Furnaces.	No. of Boiling Mills.
	Brought forward			533	91
32	Miners	Isaac Jenks and Son	Wolverhampton	23	4
33	Shrubbery	G. B. Thornercroft & Co.	Ditto	79	5
34	Swan Gardens	Ditto	Ditto	7	7
35	Horseley Fields	Osier Red Iron Co.	Ditto	25	3*
36	Birchills	James Bissell and Sons	Walsall	14	3
37	Birchills Hall	Birchills Hall Iron Co. (Limited).	Ditto	11	2
38	Staffordshire	Bunch, Jones, and Co.	Ditto	10	2
39	Pelsall	Pelsall Coal and Iron Co. (Limited).	Ditto	40	6
40	Victoria (Pleck)	Henry Mills and Sons	Ditto	10	2
41	Cyclops (Pleck)	Edward Russell	Ditto	16	3
42	Churchbridge	W. Gilpin, sen., and Co.	Ditto	7	1
43	Pleck	Yardley and Skelton	Ditto	12	2
44	Darlaston Green	Darlaston Steel and Iron Co. (Limited).	Darlaston	44	3
45	King's Hill	Ditto	Ditto		
46	Old Park	Patent Shaft and Axle-tree Co. (Limited).	Wednesbury	92	9
47	Brunswick	Ditto	Ditto		
48	Bull's Bridge	Wm. Molineaux and Co.	Ditto	8	1
49	Monway	John Marshall	Ditto	7	2
50	Bull's Bridge	David Rose	Ditto	10	1
51	Victoria	Ditto	Ditto	8	1
52	Albert	Ditto	Ditto	21	1
53	Lea Brook	Great Bridge Iron and Steel Co. (Limited).	Ditto	12	2†
54	Ditto	Ditto	Ditto	11	—†
55	Ditto	John Bagnall and Sons	Ditto	23	2
56	Imperial	Ditto	Ditto	24	2
57	Albion	Albion Sheet Iron Co.	West Bromwich	7	2
58	Britannia	Britannia Iron Co.	Ditto	8	1
59	Atlas	Ebenezer Parks	Ditto	15	3
60	Brick House	Robert Williams and Co.	Ditto	8	2
61	Bromford	John Dawes and Sons	Ditto	68	7
62	Bradford	Bradford Ironwork Co.	Ditto	10	1†
63	Waterloo	J. T. and W. E. Johnson	Ditto	23	3
64	Crook Hay	H. O. Firmstone	Ditto	20	2
65	Witton Lane	Field and Company	Ditto	8	1
66	Excelsior	Thos. P. Allen and Co.	Ditto	12	1
67	Eagle	Eagle Coal and Iron Co.	Ditto	12	2
68	Staffordshire	William Jeffries	Ditto	8	1
69	Providence	Bridge, Gill, and Bridge	Ditto	16	2
70	Ridgacre	Whitehouse Bros.	Ditto	20	2
71	Rowhay	E. Page and Sons	Ditto	16	2
72	Stour Valley	Patent Nut and Bolt Co. (Limited).	Ditto	10	1
73	Wellington	J. B. S. and C. Lees	Ditto	13	2
74	Gold's Hill, New	Thomas Davies	Ditto	12	2
75	Bush Farm	Bush Farm Iron Co.	Ditto	18	2
76	Gold's Hill	John Bagnall and Sons	Ditto	16	3
77	Richmond	Maddocks and Downing	Ditto	8	1
78	Rabone Bridge	Rabone Bridge Iron Co.	Smethwick	10	2
79	Cape Gun Barrel	William Marshall	Ditto	4	1
80	Cape		Ditto	7	1†
81	Smethwick		Ditto	3	1†
82	Cape Town	W. R. Brookes	Ditto	5	2
83	Crown	Thos. L. Nicklin	Ditto	10	3
84	London	London Works Iron Co.	Ditto	12	2
85	Vulcan	Ebenezer Parkes	Ditto	8	—
86	District	District Iron & Steel Co.	Ditto	20	3
87	Regents Grove	Beard and Eberhard	Ditto	11	3
88	Monmore Lane	Deakin and Co.	Willenhall	15	3
89	Spring Bank	Spring Bank Iron Co.	Ditto	—	1
90	Port Field	J. and C. Holcroft	Dudley	18	2
91	Corbyn's Hall		Ditto	29	5†
92	Dixon's Green	W. Cresswell	Ditto	11	1†
93	Dudley Port	Plant and Fisher	Ditto	20	3
94	Groveland	G. H. Hickman	Ditto	24	3
95	Netherton	Noah Hingley and Sons	Ditto	42	4
96	Shut End	John Bradley and Co.	Ditto	28	2
97	Globe	J. P. Haynes	Tipton	9	—
98	Tivdale	Ditto	Ditto	—	2
99	Bloomfield	William Barrows and Sons	Ditto		
100	Factory	Ditto	Ditto	97	10
101	Tipton Green	Ditto	Ditto		
102	Gospel Oak	Tipton Iron and Wire Co.	Ditto	24	5
103	Summer Hill	Wm. Millington and Co.	Ditto	16	4
104	Brockmoor	Budd and Co.	Ditto	11	1
105	Wednesbury Oak	Philip Williams and Sons	Ditto	30	5
	Carried forward			1,833	272

* Sheet, plate, and hoop mills.

† Standing.

No.	Name of Works.	Name of Firm.	Nearest Port or Railway Station.	No. of Puddling Furnaces.	No. of Rolling Mills.
	Carried forward			1,833	273
106	Toll End	E. and T. Bayley	Tipton	7	2
107	Park Lane	District Iron & Steel Co.	Ditto	12	1
108	Brades	William Hunt and Sons	Oldbury	7	3
109	Ebenezer	Bright, Perry, & Gittings	Ditto	11	2
110	Park Lane	F. E. Simpson and Co.	Ditto	10	1
111	Great Bridge	Great Bridge Iron and Steel Co.	Great Bridge	22	2
112	Sheep Wash	Stonchewer and Co.	Ditto	14	2
113	Wilden	Messrs. Baldwin	Stourport	7	2
114	Hoo Bridge	Thompson, Hatton, & Co.	Ditto	—	1*
115	Bretwell Hall	Thomas Webb and Sons	Stourbridge	12	2
116	Cradley	Samuel Evers and Sons	Ditto	18	3
117	Leys	Brown and Freer	Ditto	30	7
118	Hyde	Lee and Bolton	Ditto	19	5
119	Stourbridge	John Bradley and Co.	Ditto	21	5
120	Whittington	James Williams and Co.	Ditto	9	2
121	Swindon	Executor of W. Watkins	Ditto	23	3
122	Capponfield	Chillington Iron Co.	Bilston	90	12
123	Chillington	Ditto	Wolverhampton		
124	Lea Brook	Ditto	Wednesbury		
	Total of District			2,145	327

WALES.

NORTH WALES.	1	Broughton Hall	Broughton Hall Iron Co.	Wrexham	10	2
	2	Llay Hall	Coal, Iron, and Firebrick Co. (Limited).	Ruabon	—	—
	3	Ruabon	New British Iron Co.	Do.	38	4
	4	Stansty	S. Forrest and Co.	Wrexham	6	1
	5	Pontyeyllia†	Jones and Hyell	Ruabon	13	1
	Total of District			67	8	
SOUTH WALES. GLAMORGAN-SHIRE.	1	Amman	Amman Iron Co.	Llanely	9	3
	2	Margam (Taibach)	Robt. B. Byass and Co.	Aberavou	—	6
	3	Clydach, New	John Jayne	Abergavenny	12	1
	4	Gadlys	Wayne Merthyr Steam } Coal and Iron Works } Co. (Limited.)	Aberdare	15	2
	5	Llynvi	Llynvi, Tondy, & Ogmore Coal and Iron Co.	Bridgend	33	4
	6	Abernant, and Taff Vale and Lewydcoed.	Aberdare Iron Co.	Aberdare	50	5
	7	Aberaman	Powell Duffryn Steam Coal Co. (Limited).	Cardiff	16	1
	8	Melin Griffith and Pentyrch	T. W. Booker and Co.	Do.	7†	13
	9	Penydarren	Fothergill and Hankey	Do.	12	0
	10	Treforest (Pontypridd)	Lewis, Morgans, & Evans	Do.	6	5
	11	Briton Ferry	Townsend, Wood, & Co.	Briton Ferry	42	4
	12	Cyfarthfa	Robert Crawshaw	Merthyr Tydfil	72	6
	13	Dowlais	Dowlais Iron Co.	Do.	130	14
	14	Plymouth and Dwfryn	Fothergill, Hankey, and Bateman.	Do.	46	7
	15	Cwm Avon (Taibach)	Governor and Company of Copper Miners.	Port Talbot	29	7
	16	Ystalyfera	Ystalyfera Iron Co.	Swansea	42	16
	17	Tondy	Llynvi, Tondy, & Ogmore Coal and Iron Co.	Tondy	22	3
	Total of County			543	96	
BRECKNOCK-SHIRE.	1	Cocdeac	The Welsh Iron Works Co.	Aberdare	20	2
MONMOUTH-SHIRE.	1	Abersychan and Pentwyn	Ebbw Vale Iron Co.	Newport	166	17
	2	Victoria	Do.	Do.		
	3	Ebbw Vale	Do.	Do.		
	4	Pontypool	Do.	Do.		
	Carried forward			166	17	

* Standing.

† Three tons to the ton.

‡ Four double and three single furnaces.

No.	Name of Works.	Name of Firm.	Nearest Port or Railway Station.	No. of Puddling Furnaces.	No. of Rolling Mills.
	Brought forward	-	-	166	17
5	Blaina	Nantyglo and Blaina Iron Works Co. (<i>Lim.</i>)	Newport	37	4
6	Nantyglo	Do.	Do.	67	4
7	Blaenavon	Blaenavon Iron Company	Do.	117	8
8	Pontnewynydd	W. T. Henley	Do.	30	3
9	Rhymney	Rhymney Iron Co.	Do.	92	7
10	Tredegar	Tredegar Iron and Coal Co. (<i>Limited</i>).	Do.	79	5
11	Oakfields	James C. Hill and Co. (<i>Limited</i>).	Do.	17	4
12	Cwmbran	Patent Nut and Bolt Co.	Do.	20	3
	Total of District	-	-	625	55

MONMOUTH-SHIRE.—*cont.*

SCOTLAND.

1	Blockhairn (<i>St. Rollox</i>)	Hannay and Sons	Glasgow	19	2
2	Clifton	Gray and Wylie	Coatbridge	30	3
3	Coats	Thomas Jackson	Do.	-	-
4	Coatbridge	Hugh Martin and Sons	Do.	7	2
5	Dalziel	David Colville	Dalziel	12	3
6	Drumpeller	Henderson and Dimmock	Coatbridge	20	3
7	Dundyvan	John Wilson's Trustees	Dundyvan	38	4
8	Globe	A. and T. Miller	Coatbridge	5	1
9	Glasgow	-	-	-	-
10	Motherwell	Glasgow Iron Company	Glasgow	102	14
11	Saint Rollox	-	-	-	-
12	Govan	William Dixon	Do.	43	5
13	Calder Bank and Chapelhall	Monkland Iron and Coal Co.	Do.	12	2
14	Mossend	Mossend Iron Company	Holytown	60	5
15	North British	Thomas Ellis	Coatbridge	10	3
16	Phoenix	John Spencer	Do.	14	3
17	Rochsolloch	Spencer and Pettigrew	Glasgow	12	3
18	Muirkirk	Eglinton Iron Co.	Do.	10	2
19	Wishaw	John Williams and Co.	Wishaw	12	2
	Total of Scotland	-	-	429	59

SUMMARY OF MILLS AND FORGES AT WORK IN 1873.

County.	No. of Works.	No. of Puddling Furnaces.	No. of Rolling Mills returned.
ENGLAND :			
Northumberland	2	54	4
Cumberland	5	83	11
Durham	21	1,140	62
Yorkshire (Cleveland District)	11	508	29
„ (Leeds and Bradford District)	12	231	55
„ (Sheffield and Rotherham District)	11	337	61
Derbyshire	5	108	17
Somersetshire	1	14	3
Gloucestershire	1	3	2
South Staffordshire	124	2,145	327
North do.	8	425	41
Shropshire	9	182	26
Lancashire	23	350	81
NORTH WALES	5	67	8
SOUTH WALES :			
Glamorganshire	17	543	96
Brecknockshire	1	20	2
Monmouthshire	12	625	55
SCOTLAND	19	429	59
TOTAL	287	7,264	939

LIST OF WORKS having BESSEMER CONVERTERS in GREAT BRITAIN in 1873.

No.	Name and Situation of Works.	Number of Converters.	Capacity of Converters.	
			Tons.	Cwt.
1	Henry Bessemer and Co., Sheffield -	{ 2	3	—
			5	—
2	Bolchow, Vaughan, and Co., <i>Limited</i> - -	4	6	10
3	John Brown and Co., <i>Limited</i> , Sheffield -	{ 2	10	—
			7	—
			6	—
4	Charles Cammell and Co., <i>Limited</i> , Sheffield, <i>Cylops</i>	4	4	—
5	" " <i>Yorkshire</i> -	{ 2	5	—
			7	—
5	Weardale Iron Co., Tudhoe, Ferryhill - -	4	2	10
6	The Glasgow Bessemer Steel Co., <i>Limited</i> , Atlas Works, Glasgow - - - -	}	3	—
7	Samuel Fox and Co., Stockbridge Works, Deepcar			
8	Lloyds, Foster, and Co., Old Park, Wednesbury	4	3	0
			2	—*
9	Bolton Iron and Steel Works, Bolton - -	4	6	—
10	London and North Western Railway, Crewe -	2	3	—
11	Lancashire Steel Works, Gorton - -	4	6	10
12	Mersey Steel and Iron Works, Liverpool -	10	5	—
13	Manchester Steel and Railway Plant Co., Gibraltar Works, Newton Heath, Manchester - -	}	4	3
14	Barrow Hæmatite Steel Co., Barrow - -	18	6	0
15	The Dowlais Iron Co., Dowlais - -	6	5	—
16	Ebbw Vale Co., Ebbw Vale - - - -	7	6	—
17	Steel Ordnance Co., <i>Limited</i> , Greenwich - -	2	5	—
18	West Cumberland Iron and Steel Co., Workington	4	7	—
19	Phœnix Iron Co., Rotherham - - -	2	3½	—
20	Carnforth Hæmatite Iron Co., <i>Limited</i> - -	2	6*	0
21	Patent Shaft and Axletree Co., Wednesbury -	4	3	-

* Not at work.

TIN PLATE MANUFACTURE.
1873.

The following Firms are engaged in the production of TIN, TERNE,
and BLACK PLATES :—

No.	Name of Works.	Name of Firm.	Where situate.
1	Abercarne - -	Daniel Whitehouse -	Abercarne, Newport, Monmouthshire.
2	Aberdulais - -	Joshua Williams and Co.	Neath, Glamorganshire.
3	Abergavenny - -	The Brynmawr Coal and Iron Co. (<i>Limited</i>).	Abergavenny, Monmouthshire.
4	Abertillery - -	Philip S. Phillips -	Abertillery, Newport, Monmouthshire.
5	Amman - -	Amman Iron Co. -	Swansea, Glamorganshire.
6	Avon Vale - -	Port Talbot Tin Plate Co.	Aberavon, Taibach, Glamorganshire.
7	Beaufort or Lower Forest.	Beaufort Tin Plate Co. -	Morrison, Swansea, Glamorganshire.
8	Bradley - -	Thompson, Hatton, & Co.	Bilston, Staffordshire.
9	Broadwaters - -	Thompson, Hatton, & Co.	Kidderminster, Worcestershire.
10	Brockmoor - -	Budd and Co. - -	Brierley Hill, Staffordshire.
11	Caerleon - -	F. Moggridge and Co. -	Newport, Monmouthshire.
12	Carmarthen - -	Thomas Lester and Co. -	Carmarthen, Carmarthenshire.
13	Coatbridge - -	Coatbridge Tin Plate Co. (<i>Limited</i>).	Coatbridge, Glasgow.
14	Cookley - -	John Knight and Co. -	Kidderminster, Worcestershire.
15	Cwm Avon - -	Governor and Co., Copper Miners.	Taibach, Glamorganshire.
16	Cambrian - -	Morewood and Rogers -	Llanely, Carmarthenshire.
17	Cwmbwrla or Swansea.	Swansea Tin Plate Co. -	Swansea, Glamorganshire.
18	Cwmfelin - -	Cwmfelin Tin Plate Co. -	Swansea, Glamorganshire.
19	Dafen - -	Phillips, Nunes, and Co.	Llanely, Carmarthenshire.
20	Dyffryn - -	Davies, Evans, and Co. -	Morrison, Swansea, Glamorganshire.
21	Derwent - -	W. Griffiths and Co. -	Workington, Cumberland.
22	Gadly's Uchaf - -	Smith and Davis -	Aberdare, Glamorganshire.
23	Garth - -	Garth Iron and Tin Plate Co.	Rhiwdero, Newport, Monmouthshire.
24	Glamorgan* - -	Webb, Shakespeare, and Williams.	Pontardulais, Llanely, Carmarthenshire.
25	Gower - -	H. Ll. Morris and Co. -	Penclawdd, Glamorganshire.
26	Gwendraeth - -	J. Chivers and Son -	Kidwelly, Carmarthenshire.
27	Henly - -	Edmd. Boughton and Co. (<i>Limited</i>).	Llanely, Carmarthenshire.
28	Holywell - -	Holywell Tin Plate Co. -	Holywell, Flintshire.
29	Hope - -	Hope Iron and Tin Plate Co.	Tipton, Staffordshire.
30	Horseley Fields - -	Osier Bed Iron Co. -	Wolverhampton, Staffordshire.
31	Horseley Fields or Wilden.	E. P. and W. Baldwin -	Ditto.
32	Landore - -	Landore Tin Plate Co. -	Swansea, Glamorganshire.
33	Llanely - -	John S. Tregonning & Son	Llanely, Carmarthenshire.
34	Llangennech - -	George H. Banks and Co.	Llanely, Carmarthenshire.
35	Llwydarth - -	Llwydarth Tin Plate Co.	Maesteg, Bridgend, Glamorganshire.
36	Lydbrook - -	Richard Thomas and Co.	Ross, Herefordshire.
37	Lydney - -	William Allaway & Sons -	Lydney, Gloucestershire.
38	Machen - -	Machen Iron and Tin Plate Co.	Newport, Monmouthshire.
39	Margam - -	Robert B. Byass and Co. -	Taibach, Glamorganshire.
40	Marshfield†	C. Budd and Co. (<i>Limited</i>)	Llanely, Carmarthenshire.
41	Melyn - -	Leach, Flower, and Co. -	Neath, Glamorganshire.
42	Mold* - -	The Mold Tin Plate Co. -	Mold, Flintshire.

* Not yet in operation.

† Commenced operation in October 1873.

No.	Name of Works.	Name of Firm.	Where situate.
43	Monmouth Forges	David Griffiths and Son -	Taibach, Monmouth.
44	Morlais - -	Morlais Tin Plate Co. -	Llangennech, Llanelly, Carmar- thenshire.
45	Morrison - -	Morrison Tin Plate Co. -	Swansea, Glamorganshire.
46	Parkend - -	Forest of Dean Iron Co. -	Lydney, Gloucestershire.
47	Pentyrch & Melin Griffith.	T. W. Booker and Co. (Limited).	Cardiff, Glamorganshire.
48	Pontardawe - -	W. Gilbertson and Co. -	Swansea, Glamorganshire.
49	Pontheer - -	John Jenkins and Co. -	Caerleon, Monmouthshire.
50	Pontnewydd - -	R. Conway and Co. -	Newport, Monmouthshire.
51	Pontnewydd - -	William Thomas Henley -	Pontypool, Monmouthshire.
52	Pontrhydyrun - -	Conway Brothers - -	Newport, Monmouthshire.
53	Pontymister - -	Banks and Co. - -	Ditto.
54	Pontypool - -	Pontypool Iron and Tin Plate Co.	Pontypool, Monmouthshire.
55	Redbrook - -	Redbrook Tin Plate Co. -	Monmouth, Monmouthshire.
56	Rugeley - -	Vacant - -	Rugeley, Staffordshire.
57	Star - -	Star Iron and Tin Plate Co.	Ryders Green, West Bromwich, Staffordshire.
58	Stour Vale . -	Crowther, Brothers, and Morgan.	Kidderminster, Worcestershire.
59	The Forest - -	The Forest Tin Plate Co.	Morrison, Swansea, Glamor- ganshire.
60	The Old Castle -	The Old Castle Iron and Tin Plate Co. (Limited).	Llanelly, Carmarthenshire.
61	Tividale - -	Budd and Co. - -	Tipton, Staffordshire.
62	Treforest - -	Treforest Tin Plate Co. -	Pontypridd, Glamorganshire.
63	Tydee and Rogers- ton.	John Lewis and Co. -	Newport, Monmouthshire.
64	Upper Forest - -	Edward Bagot and Co. -	Swansea, Glamorganshire.
65	Vernon - -	David Morris and Co. -	Briton Ferry, Glamorganshire.
66	Worcester - -	Llansamlet Tin Plate Co.	Middle Forest, Swansea, Gla- morganshire.
67	Ynispenllwch - -	Ynispenllwch Tin Plate Co.	Swansea, Glamorganshire.
68	Yspitty - -	Jacob Chivers and Son -	Llanelly, Carmarthenshire.
69	Ystalyfera - -	Ystalyfera Iron Co. -	Swansea, Glamorganshire.

The Returns received from 43 Tin Plate Works have been as follows:—

Number of boxes of TIN PLATES	-	-	} 1,754,190
Ditto <i>Terne plates</i>	-	-	
Ditto <i>Black plates</i>	-	-	
Total number of boxes	-	-	<u>1,974,989</u>

Actual weight of the whole returned, 116,943 tons.

There remains 26 Tin Plate Works to be *estimated*, three of which have been standing during the year, reducing the number to 23.

In the estimation of these I have been greatly assisted by a gentleman who is connected and intimately acquainted with the Tin Plate Manufacture.

Number of boxes of <i>Tin plates</i>	-	-	} 710,056
Ditto <i>Terne plates</i>	-	-	
Ditto <i>Black plates</i>	-	-	
Total <i>estimated number</i> of boxes of Tin and Terne and Black plates	-	-	} 710,056
Actual number of boxes of Tin and Terne and Black plates <i>returned</i> as above	-	-	
Total number of boxes of Tin, Terne, and Black plates made in the United King- dom in 1873	-	-	<u>2,685,045</u>

STATEMENT of BOXES of TIN PLATES exported from the UNITED KINGDOM to all Ports, Year ending 31st December 1872.
(Omitted in last year's Mineral Statistics.)

	Liverpool.	London.	Southampton.	Swansea.	Hull.	Glasgow.	Newcastle.	Bristol.	Cardiff.*	Total.
United States Ports - -	1,367,728	12,660	101,069	-	-	800	-	40,910	8,189	1,531,356
Holland, Germany, and Belgium	26,430	56,009	-	-	1,482	-	31	-	-	88,902
Australia and New Zealand -	6,954	70,524	-	-	-	5,067	-	20	-	82,565
Italy and Mediterranean -	45,187	15,082	-	15,565	-	3	249	-	-	76,086
Canada and B. N. America -	61,930	620	-	-	-	9,800	-	176	-	72,526
France - - - -	839	1,916	1,704	55,488	26	-	-	-	-	59,978
South America - - -	43,539	7,141	-	-	-	300	3	-	-	50,983
Spain and Portugal - -	35,268	1,925	-	11,607	-	10	-	-	-	48,810
Norway, Sweden, and Baltic -	1,397	38,038	-	-	9,011	-	109	-	-	48,555
India and China - - -	2,438	11,525	-	-	-	498	-	-	-	14,506
West Indies - - - -	5,324	938	-	-	-	30	-	-	-	6,292
Cape, Ceylon, and Mauritius -	125	5,096	102	-	-	-	-	-	-	5,323
Africa and Unclassed Islands -	316	1,911	-	50	-	-	-	11	-	2,288
Unclassed and Unreadable -	169	117	-	-	-	-	-	-	-	286
Boxes - - - - -	1,597,689	228,502	102,875	82,710	10,469	16,508	392	41,117	8,189	2,088,451

* Note.—Also 31,610 boxes of Canada plates from Liverpool to Canada.

STATEMENT of BOXES of TIN-PLATES exported from the UNITED KINGDOM to all Ports, Year ending 31st December 1873.

	Liverpool.	London.	Southampton	Swansea.	Hull.	Glasgow.	Newcastle.	Bristol.	Cardiff.	Total.
United States Ports - -	1,296,483	4,413	104,120	-	-	1,447	-	63,221	41,948	1,511,632
Holland, Germany, and Belgium	6,737	55,791	-	-	1,119	-	-	-	-	63,647
Australia and New Zealand -	9,339	64,433	-	-	-	3,118	-	-	-	76,890
Italy and Mediterranean - -	85,166	13,537	-	15,923	73	-	-	-	-	114,699
Canada and B. N. America -	64,351	1,854	-	20	-	2,948	-	145	-	69,318
France - - -	10,122	2,834	12,206	46,427	-	-	-	-	-	71,589
South America and Brazils -	45,569	5,183	-	-	-	100	-	-	-	50,852
Spain and Portugal - - -	47,102	6,266	-	10,657	-	-	16	-	-	64,041
Norway, Sweden, and Baltic -	4,240	51,434	-	-	11,368	-	597	-	-	67,639
India and China - - -	8,499	38,336	680	-	-	-	-	-	-	42,515
West Indies - - -	5,958	2,430	-	-	-	46	-	-	-	8,434
Cape, Ceylon, and Mauritius -	175	7,409	-	-	-	400	-	-	-	7,984
Africa and Unclassed Islands -	550	2,412	-	50	-	-	-	26	-	3,038
Unclassed and Unreadable -	721	474	4	-	-	-	-	-	-	1,199
Total Boxes, 1873 - - -	1,585,012	251,806	117,010	73,077	12,560	8,059	613	63,392	41,948	2,153,477

Note.—Also of Canada plates 29,363 boxes from Liverpool, and 1,300 boxes from London.

EXPORT of TIN PLATES in the Year ending 1873 and the two previous Years.

Countries to which Exported.	Quantities.			Value.		
	1871.	1872.	1873.	1871.	1872.	1873.
	Tons.	Tons.	Tons.	£	£	£
France - - - -	2,123	3,342	3,341	48,683	97,769	138,569
United States - - -	86,929	87,360	85,531	2,075,000	2,770,332	2,745,916
British N. America - - -	4,200	4,003	3,343	109,463	142,792	117,276
Australia - - - -	5,141	5,094	4,326	137,878	188,015	156,969
Other Countries - - -	21,212	18,234	23,327	529,001	608,075	794,111
Total - - -	119,606	118,083	120,468	2,900,625	3,806,973	3,962,841

EXPORTS and IMPORTS of IRON, according to the Returns of the Board of Trade, for the Three Years ending 1873.

EXPORTS.

Description of Iron, &c.	Quantities.			Declared Value.		
	1871.	1872.	1873.	1871.	1872.	1873.
	Tons.	Tons.	Tons.	£	£	£
Iron :						
Fig - - - -	1,057,438	1,331,148	1,139,664	3,229,408	6,712,679	7,075,478
Bar, angle, &c. - - -	340,094	313,600	288,422	2,921,777	3,632,618	3,749,765
Railroad - - - -	981,197	945,420	786,900	8,094,619	10,225,492	10,425,727
Wire (not telegraph) - -	26,200	33,510	29,884	446,159	672,914	702,264
Tin plates - - - -	119,605	118,083	120,468	2,900,625	3,806,973	3,952,841
Hoops, sheets, and boiler plates - - - -	200,337	207,495	201,437	2,399,203	3,414,906	3,736,769
Cast and wrought of all sorts - - - -	243,298	269,607	282,165	3,588,364	4,772,361	5,544,028
Old, for re-manufacture -	139,812	107,521	60,478	672,696	656,262	400,151
Steel, unwrought - - -	39,180	44,969	39,488	1,198,423	1,478,737	1,463,357
Steel and Iron combined -	13,038	11,384	10,508	632,855	623,122	728,726
Total - - -	3,169,219	3,382,762	2,959,314	26,124,134	35,906,167	37,779,586

IMPORTS.

Description of Iron, &c.	Quantities.			Declared Value.		
	1871.	1872.	1873.	1871.	1872.	1873.
	Tons.	Tons.	Tons.	£	£	£
Iron in bars, unwrought -	74,538	82,888	74,400	707,771	913,808	964,780
Steel, unwrought - - -	22,302	39,102	33,150	682,467	1,170,201	1,083,934
Iron or steel, wrought or manufactured - - -	7,569	7,557	9,556	88,046	109,494	147,812
Total - - -	104,409	129,547	117,106	1,478,274	2,198,508	2,226,526

MINERAL STATISTICS

FOR THE YEAR 1873.

PART II.

COAL, EARTHY MINERALS, &c.

SUMMARY OF THE COAL PRODUCE OF THE UNITED KINGDOM,

1873.

	Tons.
NORTH DURHAM AND NORTHUMBERLAND - - - - -	12,204,340
CUMBERLAND - - - - -	1,747,064
SOUTH DURHAM - - - - -	17,436,045
WESTMORELAND - - - - -	1,972
YORKSHIRE - - - - -	15,311,778
DERBYSHIRE - - - - -	
NOTTINGHAMSHIRE - - - - -	
WARWICKSHIRE - - - - -	
LEICESTERSHIRE - - - - -	
}	11,568,000
CHESHIRE - - - - -	1,150,500
SHROPSHIRE - - - - -	1,570,000
STAFFORDSHIRE, NORTH - - - - -	3,892,019
STAFFORDSHIRE, SOUTH, AND WORCESTERSHIRE - - - - -	9,463,559
LANCASHIRE, NORTH AND EAST - - - - -	9,560,000
LANCASHIRE, WEST - - - - -	7,500,000
GLoucestershire - - - - -	
SOMERSETSHIRE - - - - -	
}	1,858,740
MONMOUTHSHIRE, &c. - - - - -	4,500,000
NORTH WALES - - - - -	2,450,000
SOUTH WALES - - - - -	9,841,523
SCOTLAND, EAST - - - - -	10,142,039
SCOTLAND, WEST - - - - -	6,715,733
IRELAND - - - - -	103,435
Total of the UNITED KINGDOM - - - - -	<u>127,016,747</u>

PRICES of COAL (per Ton) in the LONDON MARKET during the Year 1873.

Week ending	NEWCASTLE.			SUNDER- LAND.	HARTLE- POOL.
	Wallsend.	Holywell Main.	Hartley.	Wallsend.	Wallsend.
	<i>s.</i> <i>d.</i>	<i>s.</i> <i>d.</i>	<i>s.</i> <i>d.</i>	<i>s.</i> <i>d.</i>	<i>s.</i> <i>d.</i>
January 3 -	31 3	—	26 3	31 3	31 3
" 10 -	32 9	30 6	23 3	33 9	33 9
" 17 -	31 0	30 6	23 9	32 6	32 0
" 24 -	00 6	30 6	23 9	32 0	31 9
" 31 -	34 0	30 0	28 9	34 3	33 9
February 7 -	40 9	36 6	32 3	42 6	42 9
" 14 -	42 3	36 6	34 3	44 6	44 0
" 21 -	33 3	—	32 3	37 6	37 0
" 28 -	29 9	—	—	33 9	34 0
March 7 -	28 3	32 3	31 3	31 3	32 6
" 14 -	28 6	30 0	30 3	30 3	31 0
" 21 -	—	—	—	35 0	33 6
" 28 -	31 0	30 6	—	33 3	32 6
April 4 -	29 9	30 6	30 3	30 9	31 3
" 11 -	28 3	—	29 9	29 0	29 6
" 18 -	—	—	29 3	29 0	29 6
" 25 -	—	—	28 9	29 0	29 9
May 2 -	28 3	—	29 0	29 6	29 6
" 9 -	27 9	29 0	29 6	28 6	28 6
" 16 -	27 9	28 6	28 9	28 9	29 3
" 23 -	28 3	—	28 9	29 3	29 3
" 30 -	—	—	28 9	29 6	29 9
June 6 -	28 6	—	28 9	29 9	29 3
" 13 -	—	—	28 0	29 9	30 0
" 20 -	29 3	28 0	28 9	30 6	31 3
" 27 -	29 0	29 3	29 6	31 9	33 3
July 4 -	32 3	30 0	30 3	33 9	34 6
" 11 -	31 9	29 6	29 9	32 6	34 6
" 18 -	—	29 3	29 9	29 9	31 6
" 25 -	—	28 0	27 3	28 6	28 9
August 1 -	28 9	—	27 3	28 6	28 0
" 8 -	27 0	29 0	27 0	28 0	28 0
" 15 -	27 6	29 0	27 9	29 0	29 0
" 22 -	28 6	29 3	28 6	30 0	29 9
" 29 -	29 0	29 6	29 3	30 0	30 9
Sept. 5 -	31 0	30 0	30 0	31 6	32 9
" 12 -	30 9	30 6	30 9	31 9	32 9
" 19 -	30 9	30 0	29 3	32 9	33 3
" 26 -	31 6	—	30 9	32 9	33 9
October 3 -	31 9	30 0	30 9	33 0	33 9
" 10 -	31 9	30 3	30 9	33 0	33 9
" 17 -	31 9	—	—	33 0	33 6
" 24 -	32 6	31 6	31 3	33 6	34 3
" 31 -	33 6	32 0	31 9	34 6	35 6
Nov. 7 -	30 9	—	31 9	33 9	34 6
" 14 -	—	—	31 3	33 6	35 6
" 21 -	27 3	—	31 3	30 9	31 9
" 28 -	26 3	29 0	29 3	28 3	28 0
Dec. 5 -	26 0	—	28 0	26 9	27 9
" 12 -	27 9	—	29 9	29 0	29 9
" 19 -	29 9	28 6	30 3	31 0	32 0
" 24 -	29 6	—	29 9	30 3	31 0
" 31 -	28 0	28 0	28 9	29 3	30 3
Mean Price - -	30 9	30 3	29 9	32 0	32 0
Highest " - -	42 3	36 6	34 3	44 6	44 0
Lowest " - -	26 0	28 0	26 3	26 9	27 9

NUMBER of COLLIERIES at work in each INSPECTOR'S DISTRICT.

	District.	Name of Inspector.	Number of Collieries.
ENGLAND AND WALES.	NORTHUMBERLAND and DURHAM, North Division and CUMBERLAND - - -	Geo. W. SOUTHERN, Newcastle-on-Tyne. W. N. ATKINSON, Newcastle.	184 37
	DURHAM, South Division - -	JAMES WILLIS, Old Elvet, Durham.	161
	WESTMORELAND - - -	J. B. ATKINSON.	2
	YORKSHIRE - - -	FRANK N. WARDELL, Rotherham. JOHN GERRARD.	491
	DERBYSHIRE - - -	THOMAS EVANS,	156
	NOTTINGHAMSHIRE - - -	Derby.	34
	WARWICKSHIRE - - -	ARTHUR H. STOKES.	24
	LEICESTERSHIRE - - -	16	230
	CHESHIRE - - -	THOMAS WYNNE,	31
	SHROPSHIRE - - -	Stone.	60
	STAFFORDSHIRE, North -	F. GRAY.	123
	STAFFORDSHIRE, South, and WOR- CESTERSHIRE.	JAMES P. BAKER, Wolverhampton.	407
	LANCASHIRE, North and East, or the Manchester District.	W. B. SCOTT. JOSEPH DICKINSON, Pendleton, Manchester.	325
	LANCASHIRE, St. Helen's and Wigan - - -	THOMAS BELL,	160
	FLINTSHIRE - - -	Liverpool.	62
	DENBIGHSHIRE - - -	J. L. HEDLEY.	50
	ANGLESEA - - -	3	275
	GLOUCESTERSHIRE - - -	LIONEL BROUGH,	92
	SOMERSETSHIRE and DEVONSHIRE	Clifton, Bristol.	34
	MONMOUTHSHIRE - - -	THOMAS CADMAN.	91
EDGE OF GLAMORGANSHIRE	22	245	
BRECKNOCKSHIRE - - -	THOMAS E. WALES,	347	
GLAMORGANSHIRE - - -	Cae Bailey, Swansea.	11	
PEMBROKESHIRE - - -	HENRY HALL.	65	
CAERMARTHENSHIRE - - -	6	423	
SCOTLAND.	LANARKSHIRE, West Division	73	
	AYRESHIRE - - -	107	
	STIRLINGSHIRE, West Division	WILLIAM ALEXANDER,	27
	DUMBARTONSHIRE - - -	Glasgow.	12
	RENFREWSHIRE - - -	WILLIAM GALLOWAY.	15
	ARGYLESHIRE - - -	1	239
	DUMFRIESHIRE - - -	4	
	LANARKSHIRE, East Division	156	
	FIFESHIRE - - -	36	
	CLACKMANNANSHIRE - - -	5	
	HADDINGTONSHIRE - - -	RALPH MOORE,	10
	EDINBURGHSHIRE - - -	Glasgow.	19
	LINLITHGOWSHIRE - - -	J. T. ROBSON.	15
	STIRLINGSHIRE, East Division	16	
	IRELAND.	PERTSHIRE - - -	8
ULSTER COAL FIELD		JOSEPH DICKINSON,	34
CONNAUGHT - - -		Manchester.	
LEINSTER COAL FIELD - - -			
MUNSTER COAL FIELD - - -			
	Total for United Kingdom - -		3,527

NORTHUMBERLAND AND DURHAM.

Mr. GEORGE W. SOUTHERN,* Inspector for NORTH DURHAM and NORTHUMBERLAND.

Number of Collieries in district, 184	-	-	Tons. 12,204,340
---------------------------------------	---	---	---------------------

Mr. JAMES WILLIS, Inspector for SOUTH DURHAM.

Number of Collieries in district, 161	-	-	17,436,045
---------------------------------------	---	---	------------

The total production of these Counties being	-	-	29,640,385
--	---	---	------------

* Mr. Southern died September 20th, 1874.

**GROSS PRODUCTION OF COAL IN THE COUNTIES OF
DURHAM AND NORTHUMBERLAND.***

	-	-	Tons.
COAL exported to FOREIGN COUNTRIES	-	-	5,593,836
Coke exported to ditto, 205,719 tons, computed as Coal	-	-	337,340
COAL sent COASTWISE	-	-	4,637,244
Coke sent ditto, 17,383 tons, computed as Coal	-	-	23,490
COAL carried from the coal-field over the railway for local consumption and land sale	-	-	5,705,665
COAL for railway use	-	-	595,701
COAL passed over North-Eastern Railway for other districts, see below	-	-	578,634
Coke carried by railway for local consumption and land sale, 2,439,676 tons, computed as Coal	-	-	3,999,478
Coke shipped at Hull, 401 15, as Coal	-	-	581
Coke carried south of Altofts to Carlisle, &c., 1,458,762 tons, computed as Coal	-	-	2,391,413
Coke for railway use, 13,438 tons, computed as Coal	-	-	22,003
Total	-	-	23,890,385
In addition to the above—			
Colliery consumption	-	-	1,750,000
Local manufactures, iron works beyond the above, and domestic use	-	-	4,000,000
Total	-	-	29,640,385

NORTH-EASTERN RAILWAY.**COAL and COKE RETURN.****RAILWAY DISTRIBUTION, 1873.**

Distribution.	Weight.		Total Weight.	
	Tons	cwts.	Tons	cwts
The quantity of Coal carried over the North-Eastern Railway in 1873 for local consumption and land sale from the Durham and Northumberland Coal Fields, and which was distributed over the districts Berwick and Kelso in the North, Carlisle and Tebay in the West, and Leeds, Knottingley, Doncaster, and Altofts in the South	5,705,665	4		
Shipped at Hull, Coal	NIL	-		
			5,705,665	4

* The actual total increase upon the quantity of Coal moved by railway and sent by sea was 612,606 tons.

Distribution.	Weight.		Total Weight.	
	Tons	cwts.	Tons	cwts.
Brought forward - -	-	-	-	-
For North-Eastern Company's use - -	-	-	595,701	0
The quantity of <i>Coal</i> passed over the North-Eastern Railway to districts South of Altofts, Knottingley, Doncaster, and Leeds, and also of Coal to places North of Kelso and Berwick, and West of Morpeth, Hexham, Carlisle, and Tebay, being the entire through traffic of Coal - - - -	-	-	578,634	12
The quantity of <i>Coke</i> carried over the North-Eastern Railway for local consumption and land sale between Kelso and Berwick in the North, Carlisle and Tebay in the West, and Leeds, Knottingley, Doncaster, and Altofts in the South - - - -	2,439,676	19		
Shipped at Hull, Coke - - - -	401	15		
			2,440,078	14
For North-Eastern Company's use, Coke - -	-	-	13,438	0
The quantity of <i>Coke</i> carried over the North-Eastern Railway to districts South of Altofts, Doncaster, Knottingley, and Leeds, and to places North of Kelso and Berwick, and North and West of Morpeth, Hexham, Carlisle, and Tebay, being the entire through traffic of <i>Coke</i> - - - -	-	-	1,458,762	8
Total carried, COAL and COKE - - - -	-	-	10,792,279	18

GREAT NORTHERN RAILWAY.

Carried to Stations—

	Tons.
Between London and Hatfield - - - -	219,122
„ Welwyn and Peterboro' - - - -	129,482
„ Tallington and Arksey - - - -	379
„ Peakirk and Lee - - - -	11,825
Sibsey and Waltham - - - -	4,335
Total - - - -	365,143

Of this Tonnage the following quantities were passed to other lines.

	Tons.
To GREAT EASTERN RAILWAY, viâ Peterboro' - - - -	110,530
To ditto, ditto, viâ Spalding - - - -	7,282
To London and North-Western Railway, viâ Sandy - - - -	14,413
To other Railways, viâ King's Cross - - - -	64,613
Total - - - -	196,838

THE MIDLAND RAILWAY.

	Tons.
Carried from other lines and conveyed over the MIDLAND system - - - -	143,540
Conveyed over own line - - - -	356
Total - - - -	143,896*

* In this is included 121,414 Durham Coke at actual weight.

MONTHLY RETURN OF COAL AND COKE EXPORTED TO FOREIGN COUNTRIES FROM THE UNDER-MENTIONED PORTS OF THE COUNTIES OF DURHAM AND NORTHUMBERLAND, and from MIDDLESEX, in the Year 1873.

Months.	NEWCASTLE.		NORTH AND SOUTH SHIELDS.		BLYTH.		AMBLE.		SUNDERLAND.		HARTLEPOOL.		STOCKTON.		MIDDLESEX.		SEAHAM.	
	Coals.	Coke.	Coals.	Coke.	Coals.	Coke.	Coals.	Coke.	Coals.	Coke.	Coals.	Coke.	Coals.	Coke.	Coals.	Coke.	Coals.	Coke.
	Tons.	Tons.	Tons.	Tons.	Tons.	Tons.	Tons.	Tons.	Tons.	Tons.	Tons.	Tons.	Tons.	Tons.	Tons.	Tons.	Tons.	Tons.
January	217,881	11,731	23,741	—	13,330	—	1,432	—	70,064	433	17,400	905	—	—	190	251	217,881	11,731
February	182,713	13,255	19,372	89	11,185	—	766	—	66,608	715	15,994	117	—	—	675	902	182,713	13,255
March	234,986	11,747	21,325	—	19,078	—	2,173	—	110,269	400	37,484	1,782	—	—	2,280	1,427	234,986	11,747
April	285,697	13,129	22,502	—	27,937	—	4,291	—	126,695	1,438	41,205	2,308	10	—	2,583	3,555	285,697	13,129
May	329,339	19,569	26,238	—	30,953	—	4,503	—	141,635	1,944	45,682	3,238	—	—	4,425	4,581	329,339	19,569
June	256,365	11,408	14,719	250	20,733	—	4,330	—	110,946	1,446	35,999	1,658	—	—	4,355	2,668	256,365	11,408
July	271,601	11,120	18,955	180	27,498	—	5,489	—	133,601	708	42,043	1,719	—	—	1,934	3,573	271,601	11,120
August	280,452	9,348	31,929	490	24,392	—	3,987	—	132,423	725	45,142	1,991	—	—	3,214	1,811	280,452	9,348
September	282,360	10,367	35,971	50	23,107	—	4,594	—	119,179	242	35,713	957	108	—	2,501	1,978	282,360	10,367
October	289,259	10,543	19,566	—	33,626	—	3,945	—	122,480	1,713	40,880	1,887	—	—	1,526	2,246	289,259	10,543
November	248,038	7,896	19,571	876	27,966	—	2,097	—	115,002	1,886	35,757	2,307	—	—	2,272	3,399	248,038	7,896
December	234,559	11,486	28,751	517	24,598	—	2,894	—	92,593	1,274	27,813	1,394	106	20	2,065	1,010	234,559	11,486
Total	3,119,250	141,559	282,640	2,452	284,343	—	40,501	—	1,385,490	12,994	419,812	21,263	294	20	26,020	27,401	3,119,250	141,559

MONTHLY RETURN OF COAL AND COKE sent to LONDON and other Ports in the UNITED KINGDOM from the under-mentioned Ports of the DURHAM and NORTHUMBERLAND COAL FIELDS, and from MIDDLESBRO, in the Year 1873.

Months.	NEWCASTLE.		NORTH AND SOUTH SHIELDS.		BLYTH.		AMBLE.		SUNDERLAND.		HARTLEPOOL.		STOCKTON.		MIDDLESBRO.		SEAHAM.	
	Coals.	Coke.	Coals.	Coke.	Coals.	Coke.	Coals.	Coke.	Coals.	Coke.	Coals.	Coke.	Coals.	Coke.	Coals.	Coke.	Coals.	Coke.
	Tons.	Tons.	Tons.	Tons.	Tons.	Tons.	Tons.	Tons.	Tons.	Tons.	Tons.	Tons.	Tons.	Tons.	Tons.	Tons.	Tons.	Tons.
January	195,009	122 25,864	4,992	—	978	—	137,096	140	32,047	—	—	—	—	—	1,367	213	19,946	—
February	171,129	351 17,746	4,001	—	3,451	—	122,890	25	39,404	—	—	—	—	—	545	—	15,489	—
March	190,679	451 19,642	3,691	—	3,580	—	—	—	38,673	—	—	—	—	—	870	85	22,617	—
April	135,843	52 9,168	4,300	—	1,775	—	108,277	—	31,415	—	—	—	—	—	892	45	18,627	—
May	178,363	291 21,178	4,019	—	3,289	—	120,753	—	41,955	—	—	—	—	—	1,091	60	32,990	—
June	160,612	696 12,890	4,176	—	2,120	—	103,098	30	39,047	—	—	—	—	—	1,591	—	27,463	—
July	203,176	605 11,603	3,892	—	3,167	—	112,010	—	49,615	—	—	—	—	—	2,261	425	37,331	—
August	185,510	1,381 10,910	5,506	—	3,124	—	108,388	67	50,589	—	—	—	—	—	1,183	282	8,966	—
September	189,210	2,587 10,855	5,523	—	1,916	—	114,684	100	49,203	—	—	—	—	—	1,845	217	32,115	—
October	202,301	2,479 9,777	3,953	—	3,665	—	120,266	80	50,987	50	—	—	—	—	894	220	35,816	—
November	203,841	2,710 16,414	3,407	—	1,670	—	117,390	21	45,266	—	—	—	—	—	555	230	27,042	—
December	224,161	2,945 17,355	4,896	—	2,928	—	124,591	180	48,557	—	—	—	—	—	612	253	31,776	—
Total	2,240,348	14,670 183,803	52,956	—	31,663	—	1,289,393	643	516,758	50	—	—	—	—	13,706	2,020	310,128	—

SUMMARY showing the TOTAL QUANTITIES of COAL and COKE sent from the Ports of DURHAM and NORTHUMBERLAND, and from MIDDLESBORO', in 1873, as per Tables given.

Ports.	FOREIGN.		COASTWISE.		Total. Coke computed as Coal.
	Coal.	Coke.	Coal.	Coke.	
	Tons.	Tons.	Tons.	Tons.	Tons.
Newcastle - - -	3,113,250	141,559	2,240,348	14,670	5,609,711
North and South Shields	282,640	2,452	182,902	—	469,561
Blyth - - -	284,343	—	52,356	—	336,699
Amble - - -	40,501	—	31,663	—	72,164
Sunderland - - -	1,335,490	12,924	1,289,383	643	2,647,114
Hartlepool - - -	419,812	21,263	516,758	50	971,509
Stockton - - -	224	20	—	—	256
Middlesboro' - - -	28,020	27,401	13,706	2,020	89,957
Seaham - - -	89,556	100	310,128	—	399,848
Total . - -	5,593,836	205,719	4,637,244	17,383	10,596,819

SHIPMENTS.

COAL and COKE sent COASTWISE to other Ports of the United Kingdom in the Year 1873.

Ports from which Shipped.	Coal.	Coke.	Total.
	Tons.	Tons.	Tons.
Carlisle - - - -	46,742	28	46,770
Berwick - - - -	90	—	90
Newcastle - - - -	2,240,346	14,670	2,255,016
North Shields - - -	89,879	—	89,879
South Shields - - -	169,569	—	169,569
Sunderland - - - -	1,741,153	643	1,741,796
Hartlepool - - - -	514,558	52	514,610
Middlesborough - - -	15,706	—	15,706
Total - - - -	4,818,043	15,393	4,833,436

COAL and COKE sent to FOREIGN COUNTRIES.

Ports from which Shipped.	Quantities.			Declared Value.		
	Coal.	Coke.	Total.	Coal.	Coke.	Total.
	Tons.	Tons.	Tons.	£	£	£
Carlisle - -	1,011	—	1,011	1,112	—	1,112
Newcastle - -	3,067,976	149,156	3,217,132	3,131,798	293,435	3,425,233
North Shields -	470,560	3,820	474,380	433,783	5,358	439,141
South Shields -	136,155	300	136,455	127,416	695	128,111
Sunderland -	1,418,474	14,202	1,432,676	1,433,062	24,116	1,457,178
Hartlepool -	423,639	23,558	447,197	410,017	42,520	452,537
Middlesborough -	27,974	27,644	55,618	27,960	56,212	84,172
Stockton - -	138	—	138	141	—	141
Total -	5,545,927	218,680	5,764,607	5,565,289	422,336	5,987,625

SUMMARY.

		Tons.
Coal sent Coastwise - - - -		4,818,043
" to Foreign Countries - -		5,545,927
*Coke sent Coastwise - - - -		25,234
" to Foreign Countries - -		358,492
	Total -	<u>10,747,696</u>

* Coke computed as Coal.

WESTMORELAND.

Mr. JAMES WILLIS, Inspector.

The Number of Collieries, 2.

The PRODUCTION of COAL, 1,972 Tons.

CUMBERLAND.

Mr. GEORGE W. SOUTHERN, Inspector.

The Number of Collieries, 37.

The PRODUCTION of COAL, 1,747,064 Tons.

DISTRIBUTION.

	Tons.
Coal shipped Coastwise - - - - -	364,461
„ shipped to Foreign Countries - - - - -	490
„ carried by London and North-western Railway - - - - -	348,404
„ carried by Maryport and Carlisle Railway - - - - -	282,787
„ used at Iron Works, and returned as 1,079,118 tons ; of this the district supplied about - - - - -	500,000
„ carried by Furness Railway to Furness Stations - - - - -	27,920
„ carried by Furness Railway to other Companies - - - - -	28,002
„ used at Collieries and Mines, and for local, domestic, and other consumption, <i>estimated</i> - - - - -	200,000
Total produce of CUMBERLAND - - - - -	1,747,064

SHIPMENTS.

COAL sent COASTWISE and to FOREIGN COUNTRIES in the Year 1873.

Ports from which shipped.	Coastwise.	To Foreign Countries.	
	Quantities.	Quantities.	Value.
	Tons.	Tons.	£
Whitehaven - - -	89,933	250	252
Workington - - -	35,324	—	—
Maryport - - -	240,104	240	240
Total - - -	364,461	490	492

RAILWAY DISTRIBUTION.

THE LONDON AND NORTH-WESTERN RAILWAY.

		Tons.
Carried to London and North-western Stations	-	345,979
Do. to Stations on other Companies' Lines	-	2,425
Total carried by London and North-western	-	348,404

THE MARYPORT AND CARLISLE RAILWAY.

		Tons.
Carried from 6 collieries in 1872	-	184,450
" " 7 collieries in 1873	-	282,787

THE FURNESS RAILWAYS.

**STATEMENT of COAL and COKE TRAFFIC for Twelve Months ending
31st December 1873.**

	Passing over Railway.	Not passing over Railway.
	Tons.	Tons.
COAL :—		
From Coal Fields situated in Furness (Whitehaven district) to Furness stations	27,920	—
Coal Fields situated in Furness (Whitehaven district) to other Companies' stations	23,062	—
Total from Coal Fields in district	50,982	—
From Collieries situated on other Companies' Railways—		
Midland and district to Furness stations	92,752	—
Wigan	202,008	—
Stockton and Darlington	2,940	—
Other stations	16,431	—
" to places beyond Furness line	123	—
Total from other Coal Fields	314,254	—
By Sea ex Vessel—		
Ulverstone Canal	—	192
Barrow Docks	30,684	—
COKE :—		
From other Companies' districts to Furness stations	489,305	—

SUMMARY.

By Rail—Local Coal Fields	-	50,982	—
Other Coal Fields	-	314,254	—
By Sea—	-	30,684	192
Total, Coal	-	395,920	192

MONTHLY RETURN of COAL sent to LONDON and other Ports in the
UNITED KINGDOM from WHITEHAVEN in the Year 1873.

Months.				Coal.
				Tons.
January	-	-	-	5,864
February	-	-	-	6,782
March	-	-	-	6,802
April	-	-	-	8,545
May	-	-	-	8,506
June	-	-	-	7,900
July	-	-	-	9,135
August	-	-	-	9,593
September	-	-	-	6,481
October	-	-	-	6,610
November	-	-	-	5,634
December	-	-	-	5,043

YORKSHIRE.

Mr. FRANK N. WARDELL, Inspector.

The Number of Collieries, 491.

Mr. WARDELL has obligingly, for the purposes of the MINERAL STATISTICS, given his returns for each of the Colliery Districts, as follows :—

No. of Collieries.					Coals produced. Tons.
4	BINGLEY	-	-	-	36,600
55	BARNLEY	-	-	-	3,646,109
50	BRADFORD	-	-	-	699,496
32	DEWSBURY	-	-	-	479,649
31	HALIFAX	-	-	-	73,384
32	HUDDERSFIELD	-	-	-	77,016
13	HOLMFIRTH	-	-	-	36,731
119	LEEDS	-	-	-	3,150,983
7	NORMANTON	-	-	-	1,144,644
5	PENISTONE	-	-	-	25,044
10	PONTEFRACT	-	-	-	723,828
24	ROTHERHAM	-	-	-	2,571,630
45	SHEFFIELD	-	-	-	1,427,042
58	WAKEFIELD	-	-	-	1,207,071
6	SADDLEWORTH, SETTLE, and SKIPTON	-	-	-	12,601
Total 491	Total produce of YORKSHIRE				15,311,778

**DERBYSHIRE, NOTTINGHAMSHIRE, LEICESTERSHIRE,
AND WARWICKSHIRE.**

Mr. THOMAS EVANS, Inspector.

The Number of Collieries, 230.

The PRODUCTION of COAL.

No. of Collieries.	Quantities produced. Tons.
156 DERBYSHIRE - - - -	} 11,568,000
34 NOTTINGHAMSHIRE - - -	
24 WARWICKSHIRE - - - -	
16 LEICESTERSHIRE - - - -	
230	

**EREWASH VALLEY, LEICESTERSHIRE, AND NORTH AND SOUTH
DERBYSHIRE SALES FOR 1873.**

The TOTAL SALES (RAILWAY AND CANAL) in the twelve months ended December 1873 of the ASSOCIATED COAL OWNERS in the respective Districts; viz.,—

	Tons.
EREWASH VALLEY - - - -	2,046,017*
LEICESTERSHIRE - - - -	381,531
NORTH DERBYSHIRE - - - -	1,212,440
SOUTH DERBYSHIRE - - - -	344,071
NOTTINGHAMSHIRE - - - -	276,645
TOTAL -	4,260,704

NOTE.—These quantities do not include the *Local* or *Land Sales*, nor coals used for iron-making purposes, only *bonâ fide* Railway and Canal Sales.

* This quantity includes 22,115 tons sent from Erewash Valley and delivered on Cromford Canal, as follows :

	Tons	cwts.
Hard - - - -	3,997	10
Soft - - - -	4,211	0
Cobbles - - - -	12,231	15
Coke - - - -	1,675	5
Total - - - -	22,115	0

LEICESTERSHIRE and NORTH DERBYSHIRE Association Sales for the last Ten Years.

Year.	Tons.
1864 By Canal and Railway - -	2,870,148
1865 " " " - -	2,818,154
1866 " " " - -	2,952,788
1867 " " " - -	3,054,303
1868 " " " - -	2,853,512
1869 " " " - -	3,282,625
1870 " " " - -	3,440,374
1871 " " " - -	3,784,212
1872 " " " - -	4,227,381
1873 " " " - -	4,260,704

A STATEMENT of the TOTAL SALES of COAL (Canal and Railway) from the Associated Collieries of the Erewash Valley District for the ten years ending 1873.

Year.	Canal.	Railway.	Total.
	Tons.	Tons.	Tons.
1864	210,311	1,652,228	1,862,539
1865	210,440	1,649,542	1,859,982
1866	217,593	1,745,819	1,963,412
1867	196,579	1,749,225	1,945,804
1868	183,145	1,571,474	1,754,619
1869	192,902	1,709,061	1,901,968
1870	148,342	1,776,114	1,924,456
1871	148,926	1,800,502	1,949,428
1872	146,610	1,944,767	2,091,377
1873	124,490	1,921,527	2,046,017

RAILWAY DISTRIBUTION.

From YORKSHIRE, DERBYSHIRE, NORTHAMPTONSHIRE, LEICESTERSHIRE, and WARWICKSHIRE.

To Stations between	Carried from Coal Fields.			
	Yorkshire, South.	Yorkshire, West Riding.	Derbyshire.	Leicestershire.
	Tons.	Tons.	Tons.	Tons.
LONDON and HATFIELD - -	391,631	125,917	160,310	1,445
WELWYN and PETERBORO' - -	274,388	61,291	108,374	328
TALLINGTON and ARKSEY - -	47,899	6,936	102,056	—
PEAKIRK and LEA - -	105,769	25,184	61,142	—
DONCASTER and GAINSBORO' - -	11,902	349	—	—
DONCASTER and HALIFAX - -	—	413,836	—	—
SIBSEY and WALTHAM - -	30,550	2,084	9,344	—
Total - -	862,139	635,097	441,226	1,773

Of the above tonnage the following quantities were handed to other Companies:—

To GREAT EASTERN Railway, via Peterboro' - -	202,153	42,441	11,488	—
To GREAT EASTERN Railway, via Spalding - -	31,831	17,764	—	—
To LONDON and NORTH-WESTERN, via Sandy - -	31,965	13,303	1,351	—
To other Railway Companies, via King's Cross - -	90,441	64,087	13,423	—

NORTH-EASTERN RAILWAY.

The quantity of COAL carried over the North-eastern Railway from YORKSHIRE and LANCASHIRE Collieries for consumption at places on the North-eastern Railway	Tons	cwts.	Tons	cwts.
	723,043	2		
The quantity of COKE carried over the North-eastern Railway from YORKSHIRE and LANCASHIRE Collieries for consumption at places on the North-eastern Railway			323	18
For shipment at HULL, Coal	-	-	385,273	17
Ditto Coke	-	-		492 19
For shipment at SELBY, Coal	-	-		Nil.
For shipment at GOOLE, Coal	-	-	8,517	7
			<u>1,067,651</u>	<u>3</u>
Total	-	-		11,859,931 1

The GREAT NORTHERN Railway's return of Coal received at RETFORD as follows :—

(This will have been received principally from the Manchester, Sheffield, and Lincolnshire Railway).*

Carried to Stations between London and Hatfield	-	-	Tons.	100,360
" " Welwyn and Peterboro'	-	-		98,609
" " Tallington and Arksey	-	-		5,964
" " Peakirk and Lea	-	-		17,685
" " Sibsey and Waltham	-	-		22,732
Total	-	-		<u>240,850</u>

Out of the above tonnage the following quantities were handed to other Companies :—

To Great Eastern Railway, viâ Peterboro'	-	-	Tons.	67,250
To London and North-western, viâ Sandy	-	-		14,670
To other Railway Companies, viâ King's Cross	-	-		45,215
Total	-	-		<u>127,135</u>

* 207,857 tons were carried by the Manchester, Sheffield, and Lincolnshire Line, and taken from Wigan and Ashton-under-Lyne and the western portion of the West Riding of Yorkshire.

MANCHESTER, SHEFFIELD, AND LINCOLNSHIRE RAILWAY COMPANY
carried from Yorkshire, Nottinghamshire, and Derbyshire.

STATEMENT showing the Weight of Coal forwarded from Manchester, Sheffield, and Lincolnshire Stations during the Year ending December 31st, 1873, and delivered at their own stations, and forwarded :—

District from which Coal is obtained.	Quantities.	
	Tons.	
Yorkshire - - - -	1,208,859	
South Yorkshire - - - -	2,475,088	
Nottinghamshire - - - -	4,234	
Derbyshire - - - -	227,622	
Total - - - -	3,915,803	

	Tons.
Forwarded by Manchester, Sheffield, and Lincolnshire to <i>Great Northern line</i> at RETFORD - - - -	207,857
Forwarded by Manchester, Sheffield, and Lincolnshire to <i>Great Northern line</i> at HEXTHORPE - - - -	1,054,794
Forwarded by Manchester, Sheffield, and Lincolnshire to <i>North-eastern Railway</i> at HEXTHORPE - - - -	186,519
Forwarded by Manchester, Sheffield, and Lincolnshire to <i>Midland line</i> at BEIGHTON - - - -	97,166
Forwarded by Manchester, Sheffield, and Lincolnshire to <i>Midland line</i> at SWINTON - - - -	109,908
Forwarded by Manchester, Sheffield, and Lincolnshire to <i>Lancashire and Yorkshire line</i> at BARNSELY - - - -	51,368
Forwarded by Manchester, Sheffield, and Lincolnshire to <i>Sundry Foreign Stations</i> - - - -	258,804
Forwarded through Manchester, Sheffield, and Lincolnshire to places beyond their line - - - -	107,077
Manchester, Sheffield, and Lincolnshire delivered own local stations - - - -	1,842,310
Total - - - -	3,915,803

MIDLAND RAILWAY, total weight conveyed.

	Tons.
Carried from YORKSHIRE - - - -	1,872,312
DERBYSHIRE - - - -	5,197,550
LEICESTERSHIRE - - - -	1,074,816
NOTTINGHAMSHIRE - - - -	967,000
WARWICKSHIRE - - - -	158,799
The Midland Railway received from other lines from YORKSHIRE - - - -	108,611*

* This is included in the total weight conveyed, which also includes 23,901 tons of coke, received at Staveley, at actual weight.

THE LANCASHIRE AND YORKSHIRE RAILWAY.

Carried from YORKSHIRE	-	-	-	-	Tons.
					1,870,452*

THE LONDON AND NORTH-WESTERN RAILWAY.

Carried from YORKSHIRE :		Tons.	Tons.
To Stations on London and North-western line	-	192,211	} 224,072
Ditto on other lines	-	31,861	
Carried from WARWICKSHIRE :			
To Stations on London and North-western line	-	187,377	} 248,450
Ditto on other lines	-	61,073	
Carried from DERBYSHIRE :			
To Stations on London and North-western line	-	25,468	25,468
Carried from LEICESTERSHIRE :			
To Stations on London and North-western line	-	52,237	} 59,169
Ditto on other lines	-	6,932	

SHIPMENTS.

COAL sent COASTWISE to other Ports of the UNITED KINGDOM, in the Year 1873.

	Ports from which shipped.			Quantities.	
				Tons.	
	Gainsborough	-	-	11,172	
	Hull	-	-	104,869	
	Goole	-	-	132,268	
	Grimsby	-	-	19,071	
	Total	-	-	267,380	

COAL and COKE sent to FOREIGN COUNTRIES.

Ports from which shipped.	Quantities.		Declared Value.	
	Coal.	Coke.	Coal.	Coke.
	Tons.	Tons.	£	£
Gainsborough	-	-	-	-
Hull	316,611	2,313	334,181	2,271
Goole	121,381	56	115,159	56
Grimsby	280,316	113	291,556	219
Total	718,308	2,482	740,896	2,546

SUMMARY.

Coal sent Coastwise	-	-	-	Tons.
Do. to Foreign Countries	-	-	-	267,380
†Coke sent to Foreign Countries	-	-	-	718,308
				4,068
Total	-	-	-	989,756

RETURN from the HULL CHAMBER OF COMMERCE of the Total Quantities of Coal shipped from the Port of HULL since the Year 1868.

	Tons.		Tons.
1868	400,252	1871	620,399
1869	335,420	1872	781,526
1870	468,358	1873	677,790

* A part of this quantity was shipped at Goole.

† Computed as coal.

MONTHLY RETURN of COAL and COKE exported to FOREIGN COUNTRIES
from HULL, GOOLE, and GRIMSBY in the Year 1873.

Months.	Hull.		Goole.		Grimsby.	
	Coals.	Coke.	Coals.	Coke.	Coals.	Coke.
	Tons.	Tons.	Tons.	Tons.	Tons.	Tons.
January - - -	19,150	449	7,335	56	15,698	—
February - - -	14,873	432	5,748	—	9,259	—
March - - -	17,887	163	5,761	—	20,410	—
April - - -	24,747	259	8,382	—	20,498	—
May - - -	24,668	111	8,664	—	25,255	28
June - - -	30,721	140	8,898	—	25,166	—
July - - -	23,893	192	12,819	—	24,548	34
August - - -	24,736	175	9,394	—	24,368	—
September - -	19,254	—	11,306	—	32,442	30
October - - -	26,180	37	9,858	—	26,247	—
November - - -	31,706	299	10,801	—	29,692	—
December - - -	37,110	—	12,075	—	22,597	—

MONTHLY RETURN of COAL sent to LONDON and other Ports in the UNITED
KINGDOM from HULL, GOOLE, and GRIMSBY in the Year 1873.

Months.	Hull.	Goole.	Grimsby.
	Tons.	Tons.	Tons.
January - - -	8,581	9,422	1,074
February - - -	3,706	10,459	970
March - - -	47,875	10,396	2,848
April - - -	7,555	7,195	2,417
May - - -	14,755	12,443	2,815
June - - -	10,216	9,171	1,678
July - - -	12,393	15,291	1,695
August - - -	10,144	10,994	1,535
September - -	8,234	13,572	562
October - - -	8,705	15,311	959
November - - -	9,066	9,902	1,299
December - - -	8,309	8,105	1,992

CHESHIRE.

Mr. THOMAS WYNNE, Inspector.

The Number of Collieries, 31.

The PRODUCTION of COAL, 1,150,500 tons.

RAILWAY DISTRIBUTION.

				Tons.
The LONDON and NORTH-WESTERN	carried to Stations on their own line			95,359
Do.	Do.	to other lines	- -	328
Total				<u>95,687</u>

SHROPSHIRE.

Mr. THOMAS WYNNE, Inspector.

The Number of Collieries, 60.

The PRODUCTION of COAL, 1,570,000 tons.

RAILWAY DISTRIBUTION.

				Tons.
The LONDON and NORTH-WESTERN RAILWAY	carried to their own Stations			100,854
Do.	Do.	to other lines	- -	7,226

NORTH STAFFORDSHIRE.

Mr. THOMAS WYNNE, Inspector.

Number of Collieries, 123.

PRODUCTION.

				Tons.
Sent out of NORTH STAFFORDSHIRE	by North Staffordshire Railway			- 472,097
Local Distribution by Railway	- - - - -			- 476,454
Do.	by Trent and Mersey Canal	- - - - -		- 297,180
Taken from North Staffordshire	by LONDON and NORTH-WESTERN			- 83,534
Do.	Do. by GREAT NORTHERN	- - - - -		- 6,746
Coal used at Iron Works	{ Blast Furnaces	- - - - -		- 681,508
	{ Mills, &c.	- - - - -		- 695,500
Colliery Consumption	- - - - -			- 29,000
Coal used at Potteries, Brick Works, &c., not included in above	- - - - -			- 750,000
Domestic and other Local Consumption	- - - - -			- 400,000
Total of NORTH STAFFORDSHIRE				<u>- 3,892,019</u>

SOUTH STAFFORDSHIRE AND WORCESTERSHIRE.

Mr. JAMES P. BAKER, Inspector.

The Number of Collieries, 407.

The PRODUCTION of COAL, 9,463,559 tons.

	Tons.
Carried out of County by LONDON and NORTH-WESTERN RAILWAY	971,525
Do. do. by MIDLAND RAILWAY	106,484
Do. do. by the GREAT WESTERN	487,069
Do. do. by Canal	535,590
Carried by Canal for BIRMINGHAM	812,668
Do. for Works in Mining Districts	3,500,223
Domestic Consumption, in addition to Birmingham	1,750,000
Colliery Consumption, &c.	1,800,000
Total Produce of SOUTH STAFFORDSHIRE and WORCESTERSHIRE	9,463,559

RAILWAY AND CANAL DISTRIBUTION.

CARRIED FROM SOUTH STAFFORDSHIRE AND WORCESTERSHIRE :—		Tons.
To Stations on London and North-western line	-	654,151
Ditto on other lines	-	317,374
TOTAL	-	971,525

MIDLAND RAILWAY.

The Midland Railway carried on their own system in 1873 from Staffordshire 106,484 tons, of which quantity 59,794 tons was received from other lines.

GREAT WESTERN RAILWAY.

	Tons.
The Great Western Railway forwarded from South Staffordshire	487,635
<i>Ditto ditto carried to South Staffordshire</i>	397,069

BIRMINGHAM CANAL NAVIGATIONS.**SYNOPSIS of the TONNAGES in the Year 1873.**

	Tons. cwt.	Tons. cwt.	Tons. cwt.
Coal for supply of Birmingham	-	812,668 0	-
„ <i>via</i> Worcester Canal	118,671 15	-	-
„ „ Warwick Canal	90,087 0	-	-
„ „ Coventry Canal	452 10	-	-
„ „ Staffordshire and Worcestershire Canal	64,650 10	-	-
„ from Whittington to Fazeley	847 0	274,708 15	1,087,376 15
„ for supply of works in the mining district	-	-	3,500,223 14
Total	-	-	4,587,600 9

STAFFORDSHIRE AND WORCESTERSHIRE CANAL.

COAL passed over the CANAL from the SOUTH STAFFORDSHIRE and EAST WORCESTERSHIRE COAL FIELDS in the Year 1873, 236,380 tons.

LANCASHIRE.

NORTH and EAST of MANCHESTER DISTRICT.

Mr. JOSEPH DICKINSON, Inspector.

The Number of Collieries, 325.

The PRODUCTION of COAL	-	-	-	-	-	Tons.
						9,560,000

WEST LANCASHIRE.

Mr. THOMAS BELL, Inspector.

The Number of Collieries, 160.

The PRODUCTION of COAL	-	-	-	-	-	Tons.
						7,500,000
TOTAL of LANCASHIRE						17,060,000

RAILWAY DISTRIBUTION.

The LONDON and NORTH-WESTERN RAILWAY:—

Carried from Lancashire—		Tons.		Tons.
To Stations on London and North-western line	-		-	
Ditto on other lines	-		-	
		4,618,924	}	5,415,063

LANCASHIRE AND YORKSHIRE RAILWAY:—

Carried from Lancashire	-	-	-	-	Tons.
					2,871,805*

The MIDLAND RAILWAY:—

Carried from Lancashire 41,045 tons, which it received from another line.

THE GREAT NORTHERN RAILWAY:—

From LANCASHIRE—		Tons.		Tons.
Received from London and North-western Railway for Stations between London and Hatfield	-		-	
Ditto ditto for Stations between London and Peterborough	-		-	
		4,983	}	7,593
		2,610	}	

The MANCHESTER, SHEFFIELD, and LINCOLNSHIRE:—

Forwarded from Wigan to Local Stations	-	-	-	3,287	
Do. do. to lines beyond their own	-	-	-	6,609	}
Do. from Ashton-under-Lyne to Local Stations	-	-	-	17,532	
Total				27,428	

* A part of this quantity was shipped at Liverpool, Fleetwood, and Preston.

**SEA-BORNE COAL.
LANCASHIRE AND CHESHIRE.**

**COAL and COKE sent Coastwise to other Ports of the UNITED KINGDOM
in the Year 1873.**

Ports from which shipped.	Coals.	Coke.
	Tons.	Tons.
Barrow - - - -	445	—
Chester - - - -	109,023	—
Liverpool - - - -	388,087	433
Runcorn - - - -	93,970	44
Preston - - - -	27,441	—
Fleetwood - - - -	55,447	—
Lancaster - - - -	323	249
Total - - - -	674,786	726

COAL and COKE sent to FOREIGN COUNTRIES.

Ports from which shipped.	Quantities.		Value.	
	Coal.	Coke.	Coal.	Coke.
	Tons.	Tons.	£	£
Chester - - - -	10,679	—	9,306	14,925
Liverpool - - - -	581,597	8,196	672,269	—
Runcorn - - - -	1,627	—	1,676	—
Preston - - - -	60	—	60	—
Fleetwood - - - -	550	—	540	—
Barrow - - - -	128	85	165	70
Total - - - -	594,641	8,281	684,016	14,995

SUMMARY.

	Tons.
Coal sent Coastwise - - - -	674,786
" Foreign Countries - - - -	594,641
*Coke sent Coastwise - - - -	1,190
" Foreign Countries - - - -	13,575
Total - - - -	1,284,142

* Computed as Coal.

MONTHLY RETURN of COALS and COKE exported from the LANCASHIRE COAL FIELDS in the Year 1873.

Month.	Liverpool.	
	Coals.	Coke.
	Tons.	Tons.
January - - -	48,096	1,336
February - - -	41,597	875
March - - -	48,056	418
April - - -	45,427	669
May - - -	48,714	191
June - - -	45,768	410
July - - -	46,225	751
August - - -	54,839	286
September - - -	59,327	383
October - - -	54,804	395
November - - -	39,730	514
December - - -	46,629	281
Total - - -	579,202	6,504

MONTHLY RETURN of COALS and COKE sent to LONDON and other Ports in the United Kingdom from the LANCASHIRE COAL FIELDS in the Year 1873.

Month.	Liverpool.	
	Coals.	Coke.
	Tons.	Tons.
January - - -	25,748	198
February - - -	27,064	—
March - - -	30,434	—
April - - -	22,514	256
May - - -	27,449	40
June - - -	33,120	80
July - - -	34,445	—
August - - -	42,599	15
September - - -	29,670	180
October - - -	37,555	—
November - - -	30,356	—
December - - -	26,669	—

GLOUCESTERSHIRE AND SOMERSETSHIRE.

Mr. LIONEL BROUGH, Inspector.

The Number of Collieries, 126.

The PRODUCTION of COAL for this District:—

				Tons.	Tons.
-	Forest of Dean	-	-	790,374	} 1,858,740
	Returns received	-	-	668,366	
	<i>Estimated</i>	-	-	400,000	

DEAN FOREST.

AN ACCOUNT of COAL raised in the FOREST of DEAN, during the year ended 31st December 1873.

No.	Name of Mine.	Quantity.	No.	Name of Mine.	Quantity.
		Tons.			Tons.
1	Pluckpenny	3,736		Brought forward	445,387
2	Resolution and Safeguard	43,491	29	Morses Level	2,152
3	Speculation	172	30	Phipps Pillowell	504
4	Hopewell Engine	8,729	31	Flour Mill	1,088
5	Worrall Hill	9,289	32	Rose in Hand	34,135
6	Bilson	17,055	33	Little Brockhollands	16,479
7	Crumpmeadow	96,996	34	Parkhill	9,549
8	Parkend	20,940	35	Weaver's Pitching	98
9	New Fancy	55,112	36	Yorkley	4,428
10	Findall Level	12,652	37	Princess Royal	1,898
11	Old Furnace	8,042	38	Trafalgar	97,064
12	Bixslade	11,243	39	Bridewell	251
13	Darkhill	3,966	40	Soundwell	83,779
14	Hopewell in Wimberry	8,229	41	Tile Quarry Hill	1,519
15	Potlid	845	42	Rudge	10,035
16	Thatch	11,307	43	Old Leather Pit	25
17	Vallett's Level	2,347	44	St. Vincent	577
18	Oaken Churchway	5,708	45	Quidchurch	2,281
19	Newmanshropshire	2,475	46	Little Britain	23
20	New Road Level	527	47	Unity	18,771
21	Bromley Hill	5,622	48	Nagshead	4,899
22	Farmer's Folly	6,994	49	East Slade	49,639
23	Cross Knave	215	50	Ruerdean Hill	587
24	Speedwell	7,902	51	Regulator, No. 4	2,755
25	Paragon	816	52	Hawkins	1,300
26	Foxes Bridge	95,283	53	Well Level	715
27	Uncertainty	2,305	54	Brooming Hold	283
28	Haywood	3,433	55	Dog Delf	159
	Carried forward	445,381		Total	790,374

RAILWAY AND CANAL DISTRIBUTION.

The GREAT WESTERN RAILWAY:—

Carried from the Radstock coal field	-	-	-	-	Tons.
					237,372

The MIDLAND RAILWAY:—

Carried from Gloucestershire	-	-	-	-	293,069
------------------------------	---	---	---	---	---------

GLOUCESTER AND BERKELEY CANAL.

Carried Forest of Dean coal to Gloucester	-	-	-	-	Tons.
" " Stroud Valley	-	-	-	-	1,612
					9,568
Total	-	-	-	-	<u>11,180</u>

SEA-BORNE COAL.

COAL and COKE sent COASTWISE and exported from the UNITED KINGDOM in the Year 1873.

Ports from which shipped.	Coastwise.		Foreign Countries.	
	Coal.	Coke.	Coal.	Value.
	Tons.	Tons.	Tons.	£
Bristol - - -	192	65	9,896	11,614
Gloucester - - -	394,226	—	1,713*	1,800
Total - - -	394,418	65	11,609	13,414

SUMMARY.

Coal sent Coastwise	-	-	-	Tons.
				394,418
Coke sent " computed as Coal	-	-	-	106
Coal sent to Foreign Countries	-	-	-	11,609
Total	-	-	-	<u>406,133</u>

* Of this 1,193 tons were carried from FOREST OF DEAN and 226 tons from SOMERSETSHIRE by the Gloucester and Berkeley Canal.

MONMOUTHSHIRE, BRECKNOCKSHIRE, AND THE EDGE OF GLAMORCANSHIRE.

MR. LIONEL BROUGH, Inspector.

Number of Collieries, 119.

The PRODUCTION of COAL, 4,500,000 tons.

WALES.

NORTH WALES.

Mr. THOMAS BELL, Inspector.

The Number of Collieries, 115.

The Production of Coal.

FLINTSHIRE	-	-	62 collieries	}	2,450,000 tons.
DENBIGHSHIRE	-	-	50 „		
ANGLESEA	-	-	3 „		

RAILWAY DISTRIBUTION.

LONDON AND NORTH-WESTERN.

Carried to stations on their own line	-	447,075	}	481,284 tons.
Do. do. other lines	-	34,209		

THE GREAT WESTERN RAILWAY.

Carried out of district, 950,746 tons.

SOUTH WALES.

Mr. THOMAS E. WALES, Inspector.

The Number of Collieries, 423.

PEMBROKESHIRE,	11 collieries	-	}	Tons.
CAERMARTHENSHIRE,	65 „	-		
GLAMORGANSHIRE,	347 „	-		

GLAMORGANSHIRE.

			Tons.
Coal raised in the Parish of Aberdare,	31	Collieries -	2,054,879
Do. do. Llanwonno,	15	„ -	425,731
Do. do. Ystradyfodwg,	24	„ -	1,940,566
Do. do. Gelligaer,	31	„ -	1,078,347
Total raised in Glamorganshire from 101 Collieries, of } which returns are published - - - - }			5,499,523
From other Collieries, estimated -	-	-	3,500,000
PEMBROKESHIRE - - - - -	-	-	35,000
CAERMARTHENSHIRE - - - - -	-	-	807,000
Total - - - - -			9,841,523

ABERDARE COAL SALES, distinguishing the COALS used in IRON MANUFACTURE.

Year.	Exported	Used in Iron Works.	TOTAL.
	Tons.	Tons.	Tons.
1861	1,601,713	189,058	1,790,771
1862	1,999,176	215,279	2,214,455
1863	1,904,275	244,694	2,148,968
1864	1,851,632	196,840	2,048,472
1865	1,756,688	219,676	1,976,364
1866	1,968,932	216,639	2,185,571
1867	1,943,975	108,245	2,052,229
1868	1,984,336	69,173	2,053,509
1869	2,068,570	78,054	2,141,624
1870	1,996,360	74,560	2,070,920
1871	1,758,067	78,887	1,836,954
1872	1,949,388	64,385	2,013,718
1873	1,989,066	65,813	2,054,879

RETURN of COAL raised in the Parish of ABERDARE, County of GLAMORGAN, for the Year ending December 1873.

Name of Owner.	Name of Colliery.	Exported.	Used at Iron Works.	Total.	Increase on previous Year.	Decrease on previous Year.
		Tons.	Tons.	Tons.	Tons.	Tons.
Aberdare Rhondda Steam Coal Co.	Park Pit	24,018	—	24,018	20,563	—
A. Howatson	Bryn Gwyn	445	—	445	—	636
Aberdare Merthyr Steam Coal Colliery Co.	Hirwaen	21,070	—	21,070	21,070	—
Bwllfa Colliery Co.	Cefn, Merthyr	36,873	—	36,873	4,624	—
Rhydywaen Coal Co.	Rhydywaen	3,939	—	3,939	1,211	—
John Brogden and Sons	Graig	8,394	—	8,394	3,083	—
Ditto	Bwllfa	96,382	—	96,382	16,986	—
Ditto	Merthyr Dare	19,533	—	19,533	—	2,218
Mordecai Jones	Nantmelyn	86,607	—	86,607	—	2,000
Gadlys Coal and Iron Co.	Gadlys	157,308	16,186	173,494	38,501	—
Aberdare Iron Co.	Abernant	176,374	49,677	226,051	11,921	—
Samuel Thomas	Ysguborwen	77,880	—	77,880	—	15,814
Heath, Evans, and Co.	Werfa	49,076	—	49,076	—	10,586
Aberdare Coal Co.	Abernant	87,380	—	87,380	—	12,986
Francis Phillips	Abernant Groes	550	—	550	—	90
Lietty Shenkin Coal Co.	Lietty Shenkin	74,103	—	74,103	26,165	—
Nixon, Taylor, and Cory	Deep Duffryn	85,518	—	85,518	—	7,116
Powell, Duffryn Steam Coal Co.	High do.	65,073	—	65,073	—	10,902
Ditto	Old do.	6,669	—	6,669	—	2,021
Ditto	Middle do.	113,161	—	113,161	10,190	—
Ditto	Lower do.	125,351	—	125,351	—	36,526
Ditto	Cwmdare	28,473	—	28,473	—	7,137
Ditto	Abergwawr	52,864	—	52,864	—	3,300
Ditto	Aberaman	94,407	—	94,407	—	22,020
Ditto	Cwmneol	93,071	—	93,071	—	—
Ditto	Fforchaman	119,651	—	119,651	16,917	—
D. Davis and Sons	Blaengwawr	65,309	—	65,309	4,886	10,899
Ditto	Abercwmboi	93,518	—	93,518	9,444	—
Cwmanan Aberdare Merthyr Steam Coal Co.	Cwmanan	99,881	—	99,881	—	4,036
Kenway and Son	Bedwyn	13,070	—	13,070	—	1,568
Rees Bevan	Fforchneol	12,968	—	12,968	5,465	—
		1,989,066	65,813	2,054,879	191,016	149,855

Increase on previous Year - 41,161 Tons.
 Coal worked in the Hamlet of Rhigos, but brought to bank in the Parish of Aberdare—Aberdare Rhondda Steam Coal Co.—Bute Pit - 54,938
 Coal worked in the Parish of Llanwano, but brought to bank in the Parish of Aberdare—Nixon, Taylor, and Cory—Deep Duffryn - 27,582
 Total - 81,910

RETURN of COAL raised in the Parish of LLANWONNO, County of GLAMORGAN, for the Year ending December 1873.

Colliery	Name of Colliery.	Coal, how chiefly disposed of.	1st Quarter, ended March 31st.	2nd Quarter, ended June 30th.	3rd Quarter, ended Sept. 30th.	4th Quarter, ended Dec. 31st.	Total of each Colliery for the Year.	Grand Total for the Year.	Remarks.	
			Tons.	Tons.	Tons.	Tons.	Tons.	Tons.		
1	Navigation Colliery	Exported, Steam	31,161	28,173	24,262	33,911	117,507	—	Llanwonno Coal raised in Aberdare.	
2	Deep Dyff Coal Mine	Exported, Steam	8,957	5,799	6,003	9,207	29,966			
3	Forest Colliery	Inland, House	2,946	1,461	1,338	1,892	7,627	—	Not at work.	
4	Pont Cynon do.	Inland, House	90	—	—	—	90			
5	Carne Park do.	Inland, House	1,050	887	1,029	1,245	4,211	—	Llantrisant Coal raised in Llanwonno	
6	Darenddu do.	Inland and Exported, House	1,342	1,433	1,903	3,553	8,231			
7	Great Western, No. 3	Inland and Exported, House	18,921	23,708	16,282	17,659	76,570	—		
	Do No. 2.	Inland and Exported, House	3,196	4,273	1,494	3,240	12,203			
8	Hafod Colliery	Inland and Exported, House	7,791	6,052	4,115	7,626	25,584	—		
9	Llwyncelyn do.	Inland and Exported, House	4,439	5,075	3,670	7,240	21,424			
10	Ynysbir Coal Mine	Inland and Exported, House	7,925	8,119	6,023	8,620	30,687	—	Llanwonno coal raised in Ystrad.	
11	Ferndale Colliery	Exported, Steam	6,553	5,655	5,223	10,034	27,465			
"	Do.	Exported, Steam	9,293	13,571	8,962	21,322	68,148	—	Ystrad Coal raised in Llanwonno.	
12	Monachdy do.	Exported, Steam	67	47	45	92	251			
13	Lan Darenddu do.	Exported, Steam	230	200	176	161	767	—		
	Total		113,961	105,453	80,225	125,792	—			425,731
			Increase on the year 1872			—			30,137	

RETURN of COAL raised in the Parish of YSTRADYFODWG, County of Glamorgan, for the Year ended December 1873.

No.	Name of Colliery.	Half Year	Half Year	Total of each Colliery for the Year.
		ended June 30th.	ended December 31st.	
		Tons. cwts.	Tons. cwts.	Tons. cwts.
1	Fern Hill Colliery -	3,807 18	4,249 0	8,056 18
2	Blaenrhondda do. -	32,712 17	24,405 13	57,118 10
3	Dunraven do. -	43,970 17	40,060 13	84,031 10
4	Rhondda Merthyr do. -	36,403 13	40,285 0	76,686 13
5	Bute Merthyr do. -	34,110 7	31,651 0	65,761 7
6	Ynysfaio do. -	17,595 0	17,505 0	35,100 0
7	Ynyswen do. -	4,680 16	8,296 4	12,977 0
8	Aberorky do. -	76,784 10	65,951 12	142,736 2
9	Tylacoch do. -	26,989 14	20,639 3	47,628 19
10	Ocean Steam Coal Company	186,698 8	252,680 11	439,378 19
11	Pentre Colliery - -	23,313 19	26,191 7	49,505 6
12	Boedryngallt do. - -	23,587 17	36,331 10	59,919 7
13	Bwllfa do. - -	20,833 19	22,856 12	43,690 11
14	Gelli do. - -	40,626 5	30,535 18	71,162 3
15	Glamorgan Coal Company	122,333 1	122,052 19	244,386 0
16	Blaenclydach Colliery -	13,509 0	11,042 0	24,551 0
17	Cwmclydach do. - -	41,052 1	43,662 5	84,714 6
18	Penygraig do. - -	68,772 19	59,017 19	127,790 18
19	Adare do. - -	9,651 17	13,260 0	22,911 17
20	Brithweunydd do. -	32,966 17	30,271 3	63,238 0
21	Trealaw do. - -	2,289 0	1,967 0	4,256 0
22	Dinas do. - -	23,535 8	15,308 17	38,844 5
23	Troedyrhiw do. - -	20,043 8	19,809 14	39,853 2
24	Ferndale do. - -	45,895 15	50,371 13	96,267 8
Total for the Year 1873 - - -				1,940,566 1
Ditto for the Year 1872 - - -				1,555,853 0
Increase on previous year - -				384,713 1

COAL RETURNS, 1873.

RETURN OF COAL raised in the Parish of GELLIGAER, County of Glamorgan, for the Year ending December 1873.

Name of Owner.	Situation of Collieries.	Steam Coal Exported.	House Coal Exported.	House Coal used at Iron Works.	Steam Coal used at Iron Works.	House Coal used at Iron Works.	Total.	Increase on previous Year.	Decrease on previous Year.	Small of Steam Coal Ironworks and sold.
		Tons.	Tons.	Tons.	Tons.	Tons.	Tons.	Tons.	Tons.	Tons.
Dowlais Iron Co.	Coly Levels	—	—	149,418	—	—	—	—	—	12,440
Ditto	Vochriw Pits	—	—	—	48,155	—	—	—	—	2,945
Ditto	Pantywan Lower 4ft. Pit	29,814	—	—	993	—	311,682	—	25,924	1,548
Ditto	Bargoed Pits	14,425	—	—	18,778	—	—	—	—	224
Ditto	Mine Pits and Patches	—	—	—	3,597	—	—	—	—	—
Ditto	New Brithdir	—	—	—	—	40,390	—	—	—	—
Rhymney Iron Co.	Senghenydd Common	16,544	11,612	—	84,200	—	218,594	44,022	—	4,805
Ditto	Tir Phil Pit	—	6,915	68,729	—	35,277	—	—	—	—
Ditto	Darran Pit	—	6,929	—	—	—	—	—	20,915	—
Powell's Duffryn Steam Coal Co.	New Tredegar	55,212	—	—	—	—	55,212	—	2,783	2,492
P. T. Woodruff	Old Brithdir	—	39,286	—	—	—	39,286	—	—	—
Benjamin Wood and Co.	Deri Newydd	—	31,875	—	—	—	31,875	4,157	—	—
Bargoed Coal Co., Limited	Cil Haul	—	59,716	—	—	—	102,840	5,317	—	—
Ditto	Cwm Llwydrew	—	48,124	—	—	—	29,262	5,767	—	—
Wingfield Coal Co.	Wingfield	—	29,262	—	—	—	—	—	—	—
Christopher James	Upper Gwladis	—	22,381	—	—	—	61,499	—	161	—
Ditto	Lower Gwladis	—	89,168	—	—	—	—	—	—	—
George Batters	Cilfachfargoed	—	8,232	—	—	—	8,232	2,670	—	—
Carugethin Coal Co.	New Rhos Pit	—	60,095	—	—	—	60,095	5,722	—	—
Thomas Thomas and Wm. Lewis	Hengoe	—	3,806	—	—	—	3,806	2,174	—	—
William Davies and Sons	Pemrhwfelin	—	1,394	—	—	—	1,394	1,394	—	—
Latch and Cope	Glanddu	—	6,143	—	—	—	6,143	—	9,976	—
Ditto	Pentrepoeth	—	18,458	—	—	—	18,458	—	2,296	—
W. S. Cartwright	Tophill	—	20,858	—	—	—	20,858	3,655	—	—
Powell's Gelligaer Coal Company	Llancaisach	—	35,500	—	—	—	—	—	—	—
Ditto	Gelligaerwellt	—	8,870	—	—	—	44,699	—	9,323	—
Ditto	Ditto Level	—	329	—	—	—	—	—	—	—
William and Edward Beddoe	Penallta Level	—	26,965	—	—	—	26,965	4,280	—	—
William McCulloch	Gelligaerwellt Isha Level	—	2,800	—	—	—	2,800	2,800	—	—
Charles Prothero	New Place	—	31,553	—	—	—	31,553	6,916	—	—
William Lewis	Bontnewydd	—	3,094	—	—	—	3,094	280	—	—
		115,495	518,315	293,814	150,723	293,814	1,078,847	89,154	71,878	24,454

Increase on previous Year - 17,276 Tons.
 Coal worked in the Parish of Merthyr, but brought to bank in the Parish of Gelligaer, Dowlais Iron Co.—Vochriw Pits - - - 51,981
 Pantywan Pit - - - 714
 Coal worked in the Parish of Llanvabon, but brought to bank in the Parish of Gelligaer—Powell's Gelligaer Coal Co.,
 Gelligaerwellt and Llancaisach Pits - - - 39,088

Tons 84,783

RAILWAY AND CANAL DISTRIBUTION.

	Tons.
The GREAT WESTERN RAILWAY carried	4,229,817
The LONDON and NORTH-WESTERN RAILWAY carried to—	
Stations on their own line	195,150
Ditto on other Companies' lines	44,010
	239,160
The MIDLAND RAILWAY carried from South Wales in 1873	36,690
27,351 tons of which it received from another Railway.	
The GREAT NORTHERN RAILWAY carried, which it received from another Railway to Stations between London and Hatfield	8,542

TAFF VALE RAILWAY.

COAL AND COKE CARRIED IN EACH OF THE FOLLOWING YEARS:—

Railway Distribution.	1870.	1871.	1872.	1873.
	Tons.	Tons.	Tons.	Tons.
To Cardiff and Penarth Junction -	8,415,193	2,951,318	3,219,801	3,428,925
Sold retail - - -	363,226	406,657	413,842	383,261
To Quaker's Yard Junction -	81,050	84,882	124,464	237,680
To Mountain Ash Junction -	6,685	52,254	380,608	364,006
Conveyed over by other railways -	77,507	98,821	104,171	93,185
To Brecon and Merthyr Junction	—	—	21,017	24,296
To Walnut Tree Junction -	—	—	103	1,288
Totals - - -	3,943,661	3,593,932	4,213,506	4,527,641

MONMOUTHSHIRE RAILWAY and CANAL Company	2,093,002
SWANSEA VALE.—Coal, Coke, and Patent Fuel	672,873
LLANELLY RAILWAY.—Coal and Coke*	—
LLYNVI and OGMORE:—	
To Stations on the GREAT WESTERN RAILWAY	15,929
Booked to BRIDGEND	33,070
Shipped at PORTHCAWL	54,165
From Station to Station	174,567
Total carried	277,631
GLOUCESTER and BERKELEY CANAL:—	
Carried <i>Welsh Coal</i> to GLOUCESTER	13,151
" " STROUD VALLEY	2,839
Total	15,990
BRECON and MERTHYR RAILWAY carried	769,933
NEATH and BRECON:—	
From Collieries and Stations on the Line	121,141
Received from other Lines	5,628
MID Wales:—None from Mid Wales District.	
Through Traffic from other Lines	42,251

* Quantities included in Great Western Railway return.

SOUTH WALES.

COAL and COKE sent COASTWISE to other Ports of the UNITED KINGDOM in the Year 1873.

Ports from which shipped.	Coal.	Coke.	Total.
	Tons.	Tons.	Tons.
Cardiff - - -	968,818	2,004	965,822
Newport - - -	779,606	395	780,001
Swansea - - -	255,130	1,098	256,228
Neath - - -	192,246	—	192,276
Port Talbot - - -	9,924	—	9,924
Port Cawl - - -	91,467	—	91,467
Llanely - - -	149,956	—	149,956
Milford - - -	44,475	30	44,475
Total -	2,486,622	3,527	2,490,149

Sent to FOREIGN COUNTRIES.

Ports from which shipped.	Quantities.		Declared Value.	
	Coal.	Coke.	Coal.	Coke.
	Tons.	Tons.	£	£
Newport - - -	303,172	2,348	318,417	3,468
Cardiff - - -	2,604,155	14,287	2,888,542	26,852
Swansea - - -	551,735	4,591	538,270	7,812
Neath - - -	48,377	107	35,846	228
Port Talbot - - -	3,883	374	3,750	714
Port Cawl - - -	6,461	100	5,937	150
Llanely - - -	94,314	—	69,615	—
Milford - - -	300	—	330	—
Total -	3,612,397	21,807	3,860,707	39,224

SUMMARY.

Coal and Coke sent Coastwise - - -	{	Coals - - -	2,486,622
		Coke* - - -	5,782
Do. do. to Foreign Countries {		Coals - - -	3,612,397
		Coke* - - -	35,750
Total - - -			6,140,551

* Coke computed as Coal.

MONTHLY RETURN of COALS and COKE sent to LONDON and other Ports
of the UNITED KINGDOM from the under-mentioned Ports in SOUTH
WALES in the Year 1873.

Months.	SWANSEA.		CARDIFF.		LLANELLY.		NEWPORT.	
	Coals.	Coke.	Coals.	Coke.	Coals.	Coke.	Coals.	Coke.
	Tons.	Tons.	Tons.	Tons.	Tons.	Tons.	Tons.	Tons.
January -	8,932	70	66,829	246	2,223	—	42,377	195
February -	20,980	3	91,773	315	9,174	—	61,394	60
March -	24,534	180	96,948	198	11,548	—	71,409	—
April -	25,427	185	80,256	185	18,318	—	69,552	—
May -	23,331	75	90,483	141	16,079	—	65,267	70
June -	15,258	160	70,802	50	17,148	—	61,184	—
July -	21,844	155	81,940	100	16,236	—	70,011	70
August -	21,817	175	50,117	106	12,080	—	51,169	—
September -	27,103	70	83,813	400	15,994	—	76,091	—
October -	25,899	—	88,417	235	11,298	—	77,653	—
November -	21,739	75	88,271	25	9,858	—	65,499	—
December -	13,226	—	74,619	173	9,958	—	68,000	—

MONTHLY RETURN of COALS and COKE exported to FOREIGN COUNTRIES
from the under-mentioned Ports in SOUTH WALES in the Year 1873.

Months.	CARDIFF.		SWANSEA.		NEWPORT.		LLANELLY.	
	Coals.	Coke.	Coals.	Coke.	Coals.	Coke.	Coals.	Coke.
	Tons.	Tons.	Tons.	Tons.	Tons.	Tons.	Tons.	Tons.
January -	210,254	1,271	42,645	204	19,639	25	4,496	—
February -	226,577	58	41,302	755	20,534	26	4,834	—
March -	245,665	1,689	51,339	243	27,542	826	7,339	—
April -	244,483	3,857	59,888	1,535	27,494	20	10,493	—
May -	240,321	1,888	61,319	1,323	28,653	957	13,979	—
June -	205,075	947	53,414	212	25,584	100	8,196	—
July -	220,279	968	58,370	32	26,790	140	6,906	—
August -	126,995	87	52,526	36	22,438	—	8,810	—
September -	224,827	881	47,041	412	22,571	35	7,843	—
October -	235,141	5	49,745	—	31,155	23	7,839	—
November -	189,654	55	49,889	—	19,197	—	8,035	—
December -	257,794	292	47,927	—	30,377	—	5,920	—

SCOTLAND.

THE WESTERN DISTRICT :

MR. WILLIAM ALEXANDER, Inspector.

The Number of Collieries, 239.

The PRODUCTION of COAL	-	-	Tons.
			6,715,733

THE EASTERN DISTRICT :

MR. RALPH MOORE, Inspector.

The Number of Collieries, 260.

The PRODUCTION of COAL	-	-	10,142,089
------------------------	---	---	------------

Total	-	-	<u>16,857,772</u>
-------	---	---	-------------------

RAILWAY DISTRIBUTION.

1873.

By NORTH BRITISH RAILWAY :—

Coal received from the following Districts :—

				Tons.
CANOBIE	-	-	-	48,596
FIFESHIRE	-	-	-	963,405
MONKLANDS	-	-	-	2,410,459
PLASHETTS	-	-	-	39,854
THE LOTHIANS	-	-	-	447,722
OTHER COLLIERIES ON BORDER SECTION*				106,315
Total Coals carried	-	-	-	<u>4,016,351</u>

* This quantity is made up as follows :—

				Tons.
Riccarton	-	-	-	6,226
Gretna	-	-	-	734
Carlisle	-	-	-	36,483
Silloth	-	-	-	78
Falston	-	-	-	245
Bellingham	-	-	-	851
Woodburn	-	-	-	106
Scotsgap	-	-	-	608
Morpeth	-	-	-	14,207
Wail	-	-	-	46,691
Waith, &c.	-	-	-	86
Total	-	-	-	<u>106,315</u>

1872. Received too late for insertion in last year's return.

By NORTH BRITISH RAILWAY :—

Coal received from the following Districts :—

				Tons.
CANOBIE	-	-	-	61,097
FIFESHIRE	-	-	-	987,329
MONKLANDS	-	-	-	2,146,493
PLASHETTS	-	-	-	43,391
THE LOTHIANS	-	-	-	471,149
OTHER COLLIERIES ON BORDER SECTION				87,790
Total Coals carried	-	-	-	<u>3,797,249</u>

By THE CALEDONIAN RAILWAY :—

STATEMENT showing the Tonnage of Coal and Dross produced from the Pits on the Caledonian Line.

				Tons.
Gross Output of Pits in Lanarkshire	-	-	-	5,149,648
Ditto ditto Stirlingshire	-	-	-	46,903
Ditto ditto Edinburghshire	-	-	-	39,083
Ditto ditto Renfrewshire	-	-	-	14,029
Ditto ditto Linlithgowshire	-	-	-	8,874
Ditto ditto Dumbartonshire	-	-	-	4,272
				<u>5,257,759</u>

DETAILS OF DISTRIBUTION.

				Tons.
Shipped at General Terminus	-	-	-	418,036
" Greenock	-	-	-	141,643
" Tranton	-	-	-	166,877
" Leith	-	-	-	156,979
" Grangemouth	-	-	-	62,490
" Port Glasgow	-	-	-	14,257
" Dundee	-	-	-	17,153
" South Alloa	-	-	-	8,184
" Wemyss Bay	-	-	-	5,291
" Stranraer	-	-	-	4,160
Total				<u>995,020</u>
				Tons.
Passed to London and North-western Railway	-	-	-	38,968
" North British Railway	-	-	-	181,869
" Glasgow and South-western Railway	-	-	-	108,085
" Highland Railway	-	-	-	36,915
" Great North of Scotland Railway	-	-	-	21,979
" Glasgow and Kilmarnock Joint Railway	-	-	-	128,466
" Busby Railway	-	-	-	42,070
" Port Patrick Railway	-	-	-	20,536
" Callendar and Oban Railway	-	-	-	2,853
" Solway Junction Railway	-	-	-	1,432
" F. and C. Canal at Dunchyran Basin	-	-	-	76,851
Total				<u>654,469</u>

SUMMARY OF DISTRIBUTION.

				Tons.
Carried for Shipment	-	-	-	995,020
Passed to other Railway Companies	-	-	-	654,469
Used by the Company for Locomotives and Stations	-	-	-	368,200
Used by the Public, including Iron Works	-	-	-	3,240,070
				<u>5,257,759</u>

THE GLASGOW AND SOUTH-WESTERN RAILWAY.

				Tons.
Carried for Home Use	-	-	-	973,217
" Shipment	-	-	-	1,190,046
Total Coal Traffic				<u>2,163,263</u>

SEA-BORNE COAL.

COAL sent COASTWISE to other Ports of the UNITED
KINGDOM in the Year 1873.

Ports from which shipped.	Coal.
Leith - - - - -	Tons. 11,091
Granton - - - - -	43,154
Borrowstoness - - - - -	21,603
Grangemouth - - - - -	8,700
Alloa - - - - -	11,771
Kirkcaldy - - - - -	76,180
Dundee - - - - -	3,818
Wick - - - - -	203
Campbeltown - - - - -	26,231
Greenock - - - - -	28,752
Port Glasgow - - - - -	2,856
Glasgow - - - - -	254,697
Ardrossan - - - - -	188,237
Troon - - - - -	481,854
Ayr - - - - -	170,838
Total - - - - -	1,324,985

Sent to FOREIGN COUNTRIES.

Ports from which shipped.	Quantities.		Declared Value.	
	Coal.	Coke.	Coal.	Coke.
	Tons.	Tons.	£	£
Leith - - -	186,838	53	207,943	159
Granton - - -	100,637	—	99,390	—
Borrowstoness - - -	283,329	76	204,992	91
Alloa - - -	80,128	—	63,736	—
Grangemouth - - -	144,477	30	134,792	63
Kirkcaldy - - -	180,815	—	147,946	—
Dundee - - -	51,602	—	48,160	—
Montrose - - -	195	—	210	—
Aberdeen - - -	1,480	—	1,160	—
Kirkwall - - -	740	—	645	—
Greenock - - -	138,334	220	137,224	430
Peterhead - - -	15	—	24	—
Port Glasgow - - -	11,138	—	9,852	—
Glasgow - - -	155,648	4,169	152,019	7,177
Ardrossan - - -	53,695	—	43,475	—
Troon - - -	171,710	—	141,393	—
Ayr - - -	5,783	—	4,592	—
Total - - -	1,516,459	4,548	1,397,553	7,920

SUMMARY.				Tons.
COAL sent Coastwise	-	-	-	1,324,985
COAL sent to Foreign Countries	-	-	-	1,516,459
* Coke do, do.	-	-	-	7,455
Total	-	-	-	2,848,899

* Coke computed as Coal.

MONTHLY RETURN of COAL sent to LONDON and other Ports of the UNITED KINGDOM from the under-mentioned Ports in SCOTLAND adjacent to the Coal Fields, in the Year 1873.

Months.	Troon.	Ardrossan.	Ayr.	Irvine.	Alloa.	Borrow- stoness.	Inver- keithing.	Charlestown.	Saint David's.
January	Tons. 11,887	Tons. 9,059	Tons. 4,184	Tons. 5,280	Tons. 547	Tons. 1,229	Tons. —	Tons. —	Tons. —
February	22,833	14,364	12,043	6,793	780	791	—	126	25
March	20,280	16,794	17,998	7,946	1,465	2,924	—	61	176
April	20,193	15,509	12,517	8,222	926	1,156	—	165	135
May	40,326	12,663	16,353	9,793	334	1,876	—	333	—
June	33,002	14,997	14,110	8,542	539	2,150	—	95	48
July	33,842	18,208	16,062	9,911	438	2,056	—	101	120
August	30,379	14,438	18,616	8,433	1,445	1,705	—	221	—
September	44,644	16,199	15,700	10,520	1,537	1,424	—	—	—
October	34,301	20,048	15,379	10,084	1,813	1,597	—	—	—
November	31,412	18,073	14,581	8,006	1,033	1,467	—	110	—
December	37,770	17,865	13,145	9,148	1,070	1,403	—	—	—

MONTHLY RETURN of COAL exported to FOREIGN COUNTRIES from the under-mentioned Ports in SCOTLAND adjacent to the Coal Fields, in the Year 1873.

Month.	Glasgow.	Port Glasgow.	Greenock.	Grangemouth.	Allea.	Charlestown.	Borrowstoness.	Ayr.	Irvine.	Tiron.	Ardrossan.	Saint David's.
	Tons.	Tons.	Tons.	Tons.	Tons.	Tons.	Tons.	Tons.	Tons.	Tons.	Tons.	Tons.
January	7,335	—	836	4,554	2,880	2,837	542	690	—	4,671	2,066	2,562
February	8,917	—	8,908	4,813	5,717	1,840	1,003	471	—	15,484	4,563	3,403
March	4,914	1,450	4,730	5,051	6,804	5,197	3,677	—	—	22,512	4,197	4,221
April	17,240	1,300	14,165	14,715	7,886	14,643	3,821	380	—	18,920	8,005	4,179
May	11,939	—	10,745	12,828	7,513	14,152	3,252	690	—	14,826	8,034	3,080
June	10,406	—	13,787	13,683	7,603	14,461	4,509	200	—	15,987	3,795	4,549
July	15,208	2,646	25,115	14,991	8,407	17,673	3,514	270	—	16,990	5,087	4,490
August	12,614	1,224	25,232	13,875	5,132	15,625	3,107	—	—	12,542	6,531	4,664
September	15,772	2,566	13,790	16,511	5,956	17,617	3,650	568	200	20,861	3,346	4,508
October	13,023	300	8,148	13,032	7,085	11,104	4,684	340	—	9,490	1,542	4,875
November	14,486	—	9,316	13,665	6,904	10,197	3,113	860	—	12,646	2,693	4,956
December	16,092	43	5,118	18,661	7,168	12,937	4,244	856	351	12,939	6,251	4,926

IRELAND.

MR. JOSEPH DICKINSON, INSPECTOR.

NUMBER OF COLLIERIES WORKING, 34.

PRODUCTION OF COAL, 103,435 tons.

Returns received—			Tons.
From QUEEN'S County	-	-	- 3,257
Do.	-	-	- 5,275
SLEEVARDAGH District	-	-	- 40,862
DUNHALLO W	-	-	- 3,415
SLI GO	-	-	- 626
			<u>53,435</u>
	<i>Estimated</i>	-	- 50,000
	TOTAL	-	<u><u>- 103,435</u></u>

COAL and COKE sent to FOREIGN COUNTRIES.

Port from which shipped.	Quantities.		Value.	
	Coal.	Coke.	Coal.	Coke.
Dublin	Tons. 1,000	Tons. —	£ 1,250	£ —
Belfast	257	21	290	35
Total	1,257	21	1,540	35

GENERAL STATEMENTS

respecting the SHIPMENTS of COAL.

TOTAL QUANTITIES shipped at the various PORTS of GREAT BRITAIN
for the three Years ending 1873.

Sent COASTWISE to other PORTS of the UNITED KINGDOM.

Description.	1871.	1872.	1873.
	Tons.	Tons.	Tons.
Coal - - -	10,707,224	10,119,420	10,448,464
Coke - - -	24,094	17,377	20,341
Patent Fuel - -	31,971	19,061	28,630
Total -	10,763,289	10,155,858	10,497,435

EXPORTED to FOREIGN COUNTRIES in 1871, 1872, and 1873.

Description.	1871.	1872.	1873.
	Tons.	Tons.	Tons.
Coal - - -	12,208,009	12,712,218	12,077,507
Coke - - -	341,865	279,022	261,649
Patent Fuel - -	198,115	207,241	278,410
Total -	12,747,989	13,198,494	12,617,566

DECLARED VALUE of the QUANTITIES exported to FOREIGN COUNTRIES.

Description.	1871.	1872.	1873.
	£	£	£
Coals - - -	5,879,680	9,858,418	12,370,638
Coke - - -	241,419	394,568	499,995
Patent Fuel - -	125,034	189,385	317,878
Total -	6,246,133	10,442,321	13,188,511

COAL received COASTWISE at the various PORTS of ENGLAND, SCOTLAND, and IRELAND, in each of the Years 1871, 1872, and 1873.

ENGLAND.

Ports at which received.	Coal.		
	1871.	1872.	1873.
	Tons.	Tons.	Tons.
London - - -	2,762,712	2,548,918	2,665,680
Rochester - - -	387,257	423,502	488,342
Faversham - - -	131,553	113,586	121,177
Ramsgate - - -	35,446	27,869	28,213
Deal - - -	14,841	12,171	11,058
Dover - - -	49,740	50,425	53,800
Folkestone - - -	49,382	52,255	58,508
Rye - - -	44,615	49,154	35,811
Newhaven - - -	60,674	50,252	46,006
Shoreham - - -	113,862	95,370	82,939
Littlehampton - - -	43,618	36,344	31,696
Portsmouth - - -	189,358	179,608	136,846
Cowes - - -	72,854	64,569	66,644
Southampton - - -	256,499	238,385	234,922
Poole - - -	44,385	47,632	43,646
Weymouth - - -	26,354	27,008	27,948
Bridport - - -	4,962	5,097	3,294
Lyme - - -	5,407	4,082	3,744
Exeter - - -	53,973	49,647	33,419
Teignmouth - - -	61,279	58,933	57,079
Dartmouth - - -	69,894	40,591	41,265
Plymouth - - -	41,410	297,015	355,508
Fowey - - -	273,600	82,593	96,541
Truro - - -	59,403	75,551	70,546
Falmouth - - -	44,609	50,257	50,834
Penzance - - -	62,308	69,971	64,850
Scilly - - -	1,287	1,722	1,891
Hayle - - -	192,371	190,888	194,258
Padstow - - -	43,174	41,839	40,531
Bideford - - -	31,131	33,737	24,540
Barnstaple - - -	78,608	83,750	87,946
Bridgewater - - -	257,432	271,239	306,355
Bristol - - -	337,746	350,929	342,263
Gloucester - - -	23,446	20,351	18,143
Chepstow - - -	8,574	7,423	4,976
Cardiff - - -	1,475	1,879	—
Swansea - - -	455	3,321	2,092
Llanelly - - -	3,565	3,221	1,184
Milford - - -	13,828	11,395	11,867
Cardigan - - -	5,407	4,462	4,262
Aberystwith - - -	12,042	8,998	8,919
Carnarvon - - -	44,007	35,978	33,770
Beaumaris - - -	41,285	36,796	30,296
Douglas, I. M. - - -	35,794	36,800	26,012
Castletown, I. M. - - -	12,171	10,962	9,637
Ramsay, I. M. - - -	10,468	8,450	7,602
Liverpool - - -	165,102	123,306	150,308
Runcorn - - -	—	—	450
Fleetwood - - -	—	12,499	6,936
Lancaster - - -	22,774	13,459	—
Barrow-in-Furness - - -	—	2,253	19,917
Whitehaven - - -	—	1,408	4,931
Workington - - -	38	1,790	3,501
Berwick - - -	7,332	5,628	6,126
South Shields - - -	—	—	1,330

COAL RECEIVED COASTWISE.

Ports at which received.	Coal.		
	1871.	1872.	1873.
	Tons.	Tons.	Tons.
Sunderland - - -	—	288	—
Stockton - - -	2,194	574	829
Middlesborough - - -	657	1,405	1,963
Whitby - - -	18,908	15,887	17,768
Scarborough - - -	17,828	12,678	13,077
Hull - - -	4,752	2,679	2,922
Grimsby - - -	4,685	3,632	—
Boston - - -	17,931	12,782	8,890
Wisbeach - - -	3,549	7,617	5,401
Lynn - - -	64,579	56,589	48,361
Wells - - -	15,915	15,473	14,582
Yarmouth - - -	102,919	100,027	89,315
Lowestoft - - -	77,546	64,180	70,540
Woodbridge - - -	12,936	15,026	14,236
Ipswich - - -	53,580	47,010	51,594
Harwich - - -	28,994	29,792	26,962
Colchester - - -	85,297	33,000	23,719
Maldon - - -	58,183	56,451	50,247
Total - - -	6,835,718	6,549,803	6,700,265

SCOTLAND.

Ports at which received.	Coal.		
	1871.	1872.	1873.
	Tons.	Tons.	Tons.
Leith - - -	39,659	42,444	29,996
Grangemouth - - -	2,975	2,639	2,680
Kirkcaldy - - -	5,033	4,741	3,207
Perth - - -	4,131	2,419	2,030
Dundee - - -	183,225	145,760	136,572
Arbroath - - -	38,418	30,993	31,415
Montrose - - -	58,886	43,072	48,590
Aberdeen - - -	212,559	209,932	216,874
Peterhead - - -	14,280	23,927	23,434
Banff - - -	32,864	27,704	25,338
Inverness - - -	85,203	77,865	66,630
Wick - - -	18,392	16,684	14,636
Kirkwall - - -	9,458	8,743	9,105
Lerwick - - -	3,976	2,212	3,586
Stornoway - - -	1,906	2,008	2,091
Campbeltown - - -	25,706	23,418	3,189
Glasgow - - -	1,538	3,762	7,274
Port Glasgow - - -	—	245	1,276
Greenock - - -	5,428	5,733	9,465
Ardrossan - - -	1,153	1,210	1,878
Troon - - -	—	—	375
Ayr - - -	461	461	134
Stranraer - - -	19,074	13,614	9,335
Wigtown - - -	14,215	13,781	12,034
Dumfries - - -	2,183	6,608	4,591
Total - - -	780,440	709,065	665,685

IRELAND.

Ports at which received.	Coal.		
	1871.	1872.	1873.
	Tons.	Tons.	Tons.
Dublin - - -	763,881	802,036	805,095
Wexford - - -	54,872	49,045	44,929
New Ross - - -	29,837	25,910	20,700
Waterford - - -	144,297	138,441	135,064
Youghal - - -	27,944	27,297	23,405
Cork - - -	298,115	332,423	275,568
Skibbereen - - -	14,953	14,684	11,466
Tralee - - -	4,624	9,342	10,576
Limerick - - -	60,916	62,225	51,335
Galway - - -	15,857	13,932	14,112
Westport - - -	2,794	1,914	3,358
Ballina - - -	1,494	2,882	2,510
Sligo - - -	17,012	17,241	17,161
Londonderry - - -	94,865	90,359	97,154
Coleraine - - -	24,601	21,408	21,923
Belfast - - -	777,767	764,341	786,940
Newry - - -	123,985	113,653	115,850
Dundalk - - -	85,865	77,740	76,780
Drogheda - - -	50,018	47,038	48,743
Total - - -	2,593,197	2,611,911	2,562,619

SUMMARY.

	Coal.			Patent Fuel.		
	1871.	1872.	1873.	1871.	1872.	1873.
	Tons.	Tons.	Tons.	Tons.	Tons.	Tons.
England -	6,835,713	6,549,803	6,700,265	28,476	16,136	21,233
Scotland -	780,440	709,065	665,685	125	1,330	61
Ireland -	2,593,197	2,611,911	2,562,619	120	1,095	1,702
Total	10,209,350	9,870,779	9,923,569	28,721	18,561	22,996

COAL and COKE.

COUNTRIES receiving the Principal Exports in the Year 1873.

Countries to which exported.	Quantities exported.		Declared Value.	
	Coal.	Coke.	Coal.	Coke.
	Tons.	Tons.	£	£
Russia : Northern Ports - -	493,608	17,802	512,885	35,213
" Southern Ports - -	100,560	99	102,486	100
Sweden - - - - -	512,443	19,899	520,976	37,261
Norway - - - - -	247,728	12,365	234,254	24,278
Denmark - - - - -	588,496	4,293	569,773	8,917
Germany - - - - -	1,627,683	40,997	1,609,105	75,281
Heligoland - - - - -	81	—	55	—
Holland - - - - -	456,174	6,912	483,745	13,953
Belgium - - - - -	237,091	7,324	227,622	13,548
Channel Islands - - - - -	66,367	61	69,856	134
France - - - - -	2,393,991	8,186	2,208,288	12,720
Portugal, Azores, and Madeira - -	259,080	3,230	277,293	6,225
Spain and Canaries - - - - -	507,942	70,153	558,530	142,261
Gibraltar - - - - -	169,878	—	185,641	—
Italy - - - - -	755,195	8,850	757,261	17,392
Austrian Territories - - - - -	87,742	2,581	97,574	4,607
Malta - - - - -	261,441	210	291,607	577
Greece - - - - -	63,545	18,389	69,269	31,014
Turkey - - - - -	223,437	1,090	247,196	2,140
Wallachia and Moldavia - - - - -	44,356	—	48,142	—
Egypt - - - - -	523,628	3,237	571,745	5,995
Tripoli and Tunis - - - - -	4,702	—	5,020	—
Algeria - - - - -	24,490	113	24,137	250
Morocco - - - - -	1,343	—	1,628	—
Western Coast of Africa - - - - -	78,550	—	88,016	—
St. Helena - - - - -	841	—	1,014	—
British Possessions in South Africa -	25,323	380	30,255	851
Eastern Coast of Africa - - - - -	13,696	—	15,639	—
Mauritius - - - - -	16,894	124	18,285	297
Arabia, Aden - - - - -	75,569	441	82,631	751
" Muscat - - - - -	1,594	—	1,535	—
Persia - - - - -	1,460	—	2,012	—
British India : Continental Terri- tories - - - - -	306,272	6,737	324,940	12,664
" Straits Settlements - - - - -	144,106	46	159,631	133
" Ceylon - - - - -	76,132	43	79,423	134
Java - - - - -	67,366	151	75,406	320
— Other Dutch Possessions in India - - - - -	13,138	—	14,881	—
Phillipine Islands - - - - -	4,321	—	4,882	—
Siam - - - - -	50	112	100	316
China and Hong Kong - - - - -	75,906	645	91,469	1,636
Japan - - - - -	14,032	329	15,900	928
Australia - - - - -	9,698	2,000	10,309	5,119
Islands in the Pacific - - - - -	264	—	336	—
British North America - - - - -	130,562	776	181,964	1,502

Countries to which exported.	Quantities exported.		Declared Value.	
	Coal.	Coke.	Coal.	Coke.
	Tons.	Tons.	£	£
United States of America :				
On the Atlantic - - -	58,762	—	83,438	—
On the Pacific - - -	28,879	—	29,090	—
British West Indies - - -	149,352	105	156,762	233
Foreign West Indies - - -	259,656	716	265,158	893
Mexico - - - - -	4,422	—	4,819	—
Central America - - -	1,987	—	2,088	—
United States of Columbia (New Granada) - - - - -	1,776	—	2,184	—
Venezuela - - - - -	—	5	—	10
Ecuador - - - - -	374	—	635	—
Peru - - - - -	179,133	1,595	208,600	2,550
Bolivia - - - - -	5,434	—	5,493	—
Chili - - - - -	129,445	6,461	135,150	10,773
Brazil - - - - -	380,079	10,265	439,891	19,842
Uruguay - - - - -	102,595	550	117,336	1,061
Argentine Republic - - -	68,531	4,377	96,853	8,126
Falkland Islands - - -	307	—	425	—
Total - - - - -	12,077,507	261,649	12,370,638	499,995

COAL and COKE sent COASTWISE from Ports distant from Coalfields in the Year 1873.

Ports from which shipped.	Coal.	Coke.	Total.
	Tons.	Tons.	Tons.
London - - - - -	84,593	—	84,593
Rochester - - - - -	19,325	180	19,305
Portsmouth - - - - -	11,256	—	11,256
Cowes - - - - -	108	—	108
Weymouth - - - - -	—	160	160
Plymouth - - - - -	284	147	431
Truro - - - - -	215	—	215
Boston - - - - -	145	145	290
Harwich - - - - -	940	—	940
Colchester - - - - -	—	50	50
Total - - - - -	116,766	682	117,348

COAL and COKE sent to FOREIGN COUNTRIES from Ports distant from Coalfields in the Year 1873.

Ports from which shipped.	Quantities.		Declared Value.	
	Coal.	Coke.	Coal.	Coke.
	Tons.	Tons.	£	£
London - - -	64,490	5,634	94,193	12,723
Faversham - -	98	—	88	—
Dover - - -	—	140	—	120
Newhaven - -	7	—	7	—
Littlehampton - -	100	—	125	8
Portsmouth - -	65	6	101	—
Cowes - - -	140	—	280	—
Southampton - -	130	70	190	70
Dartmouth - -	6	—	7	—
Truro - - -	25	—	38	—
Hayle - - -	96	—	72	—
Wisbeach - -	7,155	—	7,576	—
Lynn - - -	3,847	—	3,898	—
Yarmouth - -	—	30	—	18
Lowestoft - -	260	—	156	—
Total - - -	76,419	5,880	106,731	12,939

SUMMARY.

Coal and Coke sent Coastwise - - -	-	-	Tons.	- 116,766
		-	{ Coal	- 1,118
			{ Coke*	- 76,419
Coal and Coke sent to Foreign Countries - - -	-	-	{ Coal	- 9,641
			{ Coke*	- 203,944
Total - - -	-	-		<u>203,944</u>

* Coke computed as Coal.

PATENT FUEL.

MONTHLY RETURN of the Quantities EXPORTED to FOREIGN COUNTRIES during the Year 1873.

Months.	Swansea.	Cardiff.	Newport.	Newcastle.	Liverpool.	Sunderland.
	Tons.	Tons.	Tons.	Tons.	Tons.	Tons.
January -	18,626	9,115	—	—	—	—
February -	13,028	7,563	—	—	—	—
March -	20,006	8,470	—	20	313	—
April -	16,653	6,007	20	—	—	—
May -	14,903	7,589	—	—	180	1,050
June -	15,792	4,198	—	—	48	—
July -	17,167	5,032	—	—	632	—
August -	24,773	5,354	—	—	58	—
September -	17,751	3,659	—	—	414	—
October -	13,554	5,260	—	—	—	—
November -	9,199	3,023	—	—	—	—
December -	21,069	3,181	—	—	327	—

PATENT FUEL sent to FOREIGN COUNTRIES.

Ports from which shipped.	1871.	1872.	1873.
	Tons.	Tons.	Tons.
London - - -	4,876	3,569	1,952
Bristol - - -	3	—	—
Newport - - -	—	—	20
Cardiff - - -	57,127	58,260	65,763
Swansea - - -	135,751	142,938	199,161
Newcastle - - -	—	101	20
North Shields - - -	—	—	670
South Shields - - -	—	—	10
Sunderland - - -	—	2,019	8,836
Liverpool - - -	358	354	1,575
Hartlepool - - -	—	—	408
Total - - -	198,115	207,241	278,410

PATENT FUEL sent COASTWISE to other Ports of the UNITED KINGDOM.

Ports from which shipped.	1871.	1872.	1873.
	Tons.	Tons.	Tons.
Gloucester - - -	—	—	1,038
Cardiff - - -	12,323	3,802	4,819
Swansea - - -	19,398	8,628	8,598
Liverpool - - -	—	—	—
Glasgow - - -	250	6,631	—
Sunderland - - -	—	—	14,175
Total - - -	31,971	19,061	28,630

COAL brought into LONDON by SEA, CANAL, and RAILWAY since the Year 1823.

Year.	Sea.	Canal.	Railway.	Total.
	Tons.	Tons.	Tons.	Tons.
1823	1,574,412	993	—	1,575,405
1824	1,828,177	1,695	—	1,829,872
1825	1,870,349	1,658	—	1,872,007
1826	1,813,757	1,686	—	1,815,443
1827	1,985,969	2,149	—	1,988,118
1828	1,960,559	547	—	1,961,106
1829	2,018,975	—	—	2,018,975
1830	2,079,275	—	—	2,079,275
1831	2,045,292	10,742	—	2,056,034
1832	2,139,078	6,905	—	2,145,983
1833	2,010,409	4,395	—	2,014,804
1834	2,078,685	1,862	—	2,080,497
1835	2,298,812	1,004	—	2,299,816
1836	2,402,474	1,199	—	2,403,673
1837	2,543,742	2,324	—	2,546,066
1838	2,518,085	1,686	—	2,519,771
1839	2,625,323	12,933	—	2,638,256
1840	2,566,899	22,188	—	2,589,087
1841	2,909,144	33,594	—	2,942,738
1842	2,723,200	31,519	—	2,754,719
1843	2,628,520	34,593	—	2,663,113
1844	2,490,910	72,275	—	2,563,185
1845	3,392,512	60,310	8,377	3,461,199
1846	2,920,376	21,872	11,698	2,953,946
1847	3,280,420	22,005	19,386	3,321,761
1848	3,418,340	19,918	37,888	3,476,138
1849	3,339,146	19,222	19,639	3,378,007
1850	3,553,304	29,479	55,095	3,637,878
1851	3,236,542	29,434	247,908	3,503,884
1852	3,330,428	33,913	377,907	3,742,248
1853	3,373,256	21,644	629,712	4,014,612
1854	3,399,561	32,153	945,056	4,376,770
1855	3,016,869	23,250	1,187,835	4,177,954
1856	3,119,884	25,401	1,246,299	4,391,584
1857	3,133,459	26,295	1,206,775	4,366,529
1858	3,266,446	20,244	1,190,521	4,477,191
1859	3,299,170	16,964	1,191,169	4,507,303
1860	3,573,377	19,593	1,477,545	5,070,515
1861	3,567,002	18,217	1,642,502	5,227,721
1862	3,442,402	11,651	1,513,296	4,967,349
1863	3,335,174	9,226	1,775,487	5,119,887
1864	3,116,703	8,902	2,342,440	5,468,045
1865	3,161,683	8,532	2,783,056	5,903,271
1866	3,033,193	10,176	2,969,896	6,013,265
1867	3,016,416	9,965	3,295,652	6,322,033
1868	2,918,230	9,527	2,979,333	5,907,090
1869	2,873,688	6,941	3,341,565	6,222,214
1870	2,993,710	7,301	3,758,089	6,759,100
1871	2,762,712	6,615	4,449,141	7,218,468
1872	3,548,918	8,236	4,999,268	7,556,422
1873	2,665,680	11,195	5,147,413	7,824,288

COALS brought by RAILWAY, CANAL, and by SEA within the LONDON DISTRICT. From Mr. James R. Scott's Coal and Coke Returns, published by the Authority of the Corporation of London.

	1871.		1872.		1873.	
	Tons.	cwts.	Tons.	cwts.	Tons.	cwts.
BY RAILWAY AND CANAL.						
London and North-Western Railway	833,758	18	1,034,814	8	1,046,920	10
Great Northern do. -	1,046,551	0	1,030,224	0	1,037,286	0
Great Western do. -	462,804	3	581,941	17	661,341	17
Great Eastern do. -	669,996	9	687,356	4	693,152	0
Midland do. -	1,394,505	0	1,615,399	0	1,655,962	0
South-Western do. -	26,365	7	32,713	5	34,697	11
South-Eastern do. -	10,443	17	11,525	19	12,383	12
Chatham and Dover do. -	4,651	0	5,290	16	5,670	2
Tilbury and Southend do. -	59	0	—	—	—	—
London, Brighton, and South Coast Railway - - -	6	11	3	0	—	—
Grand Junction Canal - -	6,615	0	8,236	10	11,195	0
Total - - -	4,455,756	5	5,007,504	19	5,158,608	12
BY SEA.						
Newcastle - - - -	1,511,846	0	1,403,624	0	1,439,820	0
Seaham - - - -	73,342	0	58,751	0	93,134	0
Sunderland - - - -	674,478	0	652,897	0	627,958	0
Middlesbro' - - - -	58,809	0	20,556	0	15,671	0
Hartlepool and W. Hartlepool -	321,457	0	224,406	0	238,348	0
Blyth - - - -	—	—	278	0	5,268	0
Scotland - - - -	47,135	0	52,675	0	69,486	0
Wales - - - -	15,559	0	20,655	0	18,857	0
Yorkshire - - - -	44,008	0	95,735	0	122,540	0
Duff - - - -	—	—	29	0	1,250	0
Small coal - - - -	6,617	0	14,668	0	19,163	0
Culm - - - -	245	0	—	—	1,086	0
Cinders - - - -	9,216	0	3,352	0	13,099	0
Foreign - - - -	—	—	1,296	0	—	—
Total - - -	2,762,712	0	2,548,918	0	2,665,680	0
Total by Rail, Canal, and Sea -	7,218,468	5	7,556,422	19	7,824,288	12

CLAY.**CORNWALL.****KAOLIN, commonly called CHINA CLAY.**

				Tons.
Production in 1865	-	-	-	- 97,750
Do. 1866	-	-	-	- 105,000
Do. 1867	-	-	-	- 127,000
Do. 1868	-	-	-	- 100,000
Do. 1869	-	-	-	- 105,700
Do. 1870	-	-	-	- 110,520
Do. 1871	-	-	-	- 125,000
Do. 1872	-	-	-	- 141,000
Do. 1873	-	-	-	- 153,000

CHINA STONE.

				Tons.
Production in 1865	-	-	-	- 25,500
Do. 1866	-	-	-	- 35,000
Do. 1867	-	-	-	- 33,500
Do. 1868	-	-	-	- 29,000
Do. 1869	-	-	-	- 28,500
Do. 1870	-	-	-	- 32,500
Do. 1871	-	-	-	- 33,000
Do. 1872	-	-	-	- 48,000
Do. 1873	-	-	-	- 45,000

CHINA CLAY AND CHINA STONE**SHIPPED and CARRIED by RAILWAY in 1873.**

				Tons.
PADSTOW	-	-	-	3,686
CHARLESTOWN.*				—
PENTUAN	-	-	-	9,807
Do., Stone	-	-	-	952
PAR	-	-	-	32,645
FOWEY	-	-	-	24,325
NEW QUAY.*				—
TRURO.*				—
FALMOUTH	-	-	-	33,974
PORTHLEVEN	-	-	-	747
By PLYMOUTH from Tregooing Hill, & Co., Cornwall				43,794
Railway	-	-	-	—
Do., South Devon Railway	-	-	-	2,451
SUTTON HARBOUR.*				—
PENZANCE.*				—
Total of CLAY and STONE returned shipped				131,429
By RAILWAY				*

* No return.

ST. AGNES CLAY (CORNWALL).

	Tons.
Shipped for Wales, 1865 - - - -	1,566
Do. 1866 - - - -	1,524
Do. 1867 - - - -	1,316
Do. 1868 - - - -	979
Do. 1869 - - - -	875
Do. 1870 - - - -	946
Do. 1871, year ending March 31st -	774
Do. 1872 - - - -	1,201
Do. 1873 - - - -	1,657
Do. 1874 - - - -	1,843
CANDLE CLAY used in the MINES, 1873 - -	390

Of POTTER'S MATERIAL there were imported into the Potteries }
 by TRENT and MERSEY NAVIGATION, Clay, Flint, Chert, &c. } 139,029 tons.
 And by NORTH STAFFORDSHIRE RAILWAY, Clay, Flint, Chert, &c. 8,571 ,,

DEVONSHIRE.

	Tons.
Lee Moor and other CHINA CLAY Works, 1873 -	27,197
PIPE and POTTER'S CLAY shipped at Teignmouth, } the production of NEWTON and Neighbourhood - }	56,451
Including Kingsteinton (Ball Clay), 17,242.	

Total of DEVONSHIRE - 83,648

DORSETSHIRE.

EXPORTATION OF CLAY from POOLE in the Year 1873.

Where sent.	Quantities.	Where sent.	Quantities.
	Tons.		Tons.
Runcorn - - - -	26,610	Brought forward - - - -	63,890
London - - - -	24,010	Copenhagen - - - -	280
Stockholm - - - -	2,335	Bremen - - - -	250
Goole - - - -	2,365	Dunkirk - - - -	220
Dordt - - - -	1,665	Malino - - - -	200
Bristol - - - -	1,430	Quebec - - - -	200
Glasgow - - - -	1,290	Hull - - - -	295
Brake - - - -	780	Swansea - - - -	150
Kirkcaldy - - - -	465	Leigh - - - -	245
Liverpool - - - -	430	Shields - - - -	140
Gloucester - - - -	455	Weston Point - - - -	140
Leith - - - -	405	Saint Valery - - - -	120
Rouen - - - -	330	Castleford - - - -	115
Ellesmere - - - -	350	Llanelly - - - -	110
Bowness - - - -	360	Ferrybridge - - - -	100
Fargo - - - -	310	Newcastle - - - -	100
Sunderland - - - -	300	Point - - - -	100
Carried forward -	63,890	Total -	66,655

FIRE CLAY RETURNS received for 1873 by the MINING RECORD OFFICE.

DURHAM, CUMBERLAND, AND
NORTHUMBERLAND.

	Tons.	cwts.
Victoria - - -	10,941	0
Howden - - -	4,500	0
Pease and Co.'s Collieries -	17,595	0
Old Etherley - - -	3,650	0
Newton Cap - - -	4,265	0
Cold Knott, &c. - - -	18,221	0
Clifton - - -	4,843	0
Melgramfitz - - -	575	0
Blaydon Main - - -	25,000	0
Delaval - - -	3,927	19
Moorham Guards - - -	2,525	0
Bowthorn - - -	1,083	0
Eagle Gill - - -	2,005	0
Ellenborough - - -	253	14
Broomhill (1) - - -	1,597	11
Do. (2) - - -	5,407	0
South Benwell - - -	24,094	4
North Shields - - -	415	0
Team - - -	5,735	0
Mickley - - -	4,308	0
Lintz - - -	25,890	0
Edgwill - - -	2,181	0
Garesfield - - -	30,947	0
South Medomsley - - -	11,882	0
Whicklam - - -	2,996	15
South Garesfield - - -	7,558	0
South Tyne - - -	4,883	0
Wallbottle - - -	7,533	10
Preston - - -	2,500	0
Bewick - - -	1,636	0
Shotton - - -	1,464	0
Montague - - -	5,400	0
Evenwood - - -	5,492	0
Bearpark - - -	72	10
Moorsley - - -	6,244	6
Auckland, &c. - - -	34,728	0
Carr House - - -	19,444	0
Consay - - -	2,766	0
Consett Pits - - -	26,886	0
Lord Ernest - - -	1,147	0
Seaham - - -	15,640	0
Weardale - - -	6,095	0
West Stanley - - -	4,850	0
Carterthorn - - -	1,000	0
Inkerman - - -	5,934	0
Littleburn - - -	1,604	0
Earl of Durham's Collieries	10,145	0
Railton - - -	1,476	0
Londonderry - - -	14,895	0
Page Bank - - -	11,414	14
Trimdon Grange - - -	9,977	0
Woodburn Close - - -	77	0
Total - - -	425,700	3

Returns received by the Inspector for
DURHAM - - - 463,321 0

LANCASHIRE AND CHEESHIRE.

	Tons.	cwts.
Wildersworth - - -	3,000	0
Livesey - - -	3,000	0
Rawlinson - - -	2,500	0
Starring - - -	2,350	0
Bradley - - -	20	0
Townley, &c. - - -	4,744	0
Church, &c. - - -	1,800	0
Clegswood - - -	3,750	0
Turton Moor - - -	1,426	5
Witherell - - -	4,500	0
Ornell - - -	3,704	0
Light Owlers - - -	3,070	0
Mountain Mine - - -	4,000	0
Clough Head - - -	400	0
Cranbury Moors - - -	6,178	0
Duckenfield - - -	2,347	0
Conebury - - -	100	0
Total - - -	46,889	5

SHROPSHIRE.

	Tons.	cwts.
Drill - - -	2,768	10
Quinto - - -	5,927	0
Benthall - - -	2,000	0
Coalbrookdale - - -	7,600	0
Total - - -	18,295	10

STAFFORDSHIRE, DERBYSHIRE,
&c.

	Tons.	cwts.
The Lye - - -	30,000	0
Old Coppice - - -	95	0
Oak Farm - - -	8,000	0
Park - - -	2,500	0
Hungary Hill - - -	12,758	0
Coneygrees - - -	4,342	0
Wednesbury - - -	1,052	0
Dibdale - - -	7,676	0
Brettell Lane - - -	10,800	0
Upper Gornall - - -	8,563	0
Earl Dudley's Collieries	18,229	0
Stourbridge and Brierley Hill - - -	21,979	0
Bradley - - -	1,028	0
West Hallam - - -	200	0
Ibstock - - -	7,562	0
Total - - -	134,784	0

WALES, NORTH AND SOUTH.		Tons.	cwts.			Tons.	cwts.
		1,825	0	Aberdare	-	16,801	0
Nerquis	-	2,802	0	Black Rock	-	186	0
Mostyn	-	8,332	0	Gorsgoch	-	629	0
Trefynant	-	2,785	0	Venalt	-	151	0
Cambrian	-	270	0	Garth	-	4,183	0
Llay Hall	-	2,081	0	Maesteg	-	3,721	0
Brymbo	-	855	0	Ystallyfera	-	2,185	0
Ffrwd	-	7,997	0	Gilfeich, &c.	-	1,000	0
Wynstay	-	2,246	0	Llynvi Vale, &c.	-	4,183	17
Bryngwyn, &c.	-	7,204	0	Plymouth Works	-	5,816	0
Henllis	-	388	0	Pennydarren	-	1,987	0
Varteg	-	2,750	0				
Bovil	-	4,789	0	Total	-	129,905	11
Risca	-	6,030	0				
Cwm Avon	-	3,149	8				
Bwlfa	-	2,992	4				
Graig	-	2,400	0				
Tyr-Glandwr	-	8,016	2				
Rhydwan	-	2,559	0				
Brynteg	-	22,692	0				
Dowlais	-	2,600	0				
Llwynysia	-						

SOMERSETSHIRE.

	Tons.	cwts.
Vobster	-	1,012 0

SCOTLAND, returned to Inspectors—

WESTERN DISTRICT	-	-	-	161,256 tons.
EASTERN DISTRICT	-	-	-	71,696 „

OIL SHALE returns to Inspectors and the MINING RECORD OFFICE.

	Tons.	cwts.
LANCASHIRE	-	60 0
NORTHUMBERLAND	-	1,511 0
NORTH STAFFORDSHIRE	-	5,617 0
NORTH WALES	-	11,360 0

Returns to the Inspectors.

Western District	-	-	-	84,480 tons.
Eastern District	-	-	-	439,615 „
Total of OIL SHALE returned	-	-	-	524,095 „

COPROLITES and PHOSPHATIC NODULES.
No satisfactory returns can be obtained.

SALT.

Total quantity of Salt returned as made in the United Kingdom in 1873,
1,785,000 tons.

CHESHIRE.

		Tons.
NORTHWICH, MIDDLEWICH, WINSFORD, &c.		
WHITE SALT	- - - - -	1,385,000
ROCK SALT	- - - - -	100,000
TOTAL	- - - - -	<u>1,485,000</u>

The Quantities of ROCK SALT and WHITE SALT sent down the River
Weaver in each of the last Ten Years.

For the year ending	Rock Salt.	White Salt.	Total.
	Tons of 26 Cwt.	Tons.	Tons.
March 31st, 1865	53,000½	670,781½	723,782
" 1866	48,278	736,775	785,053
" 1867	50,752	721,423	772,175
" 1868	49,759	868,679	918,438
" 1869	58,696	901,566	960,262
" 1870	67,410	901,158	968,568
" 1871	82,765	930,551	1,013,316
" 1872	91,084	996,381	1,087,465
" 1873	95,429½	918,068	1,013,497½
" 1874	99,814	849,234	949,048

STAFFORDSHIRE AND WORCESTERSHIRE.

		Tons.
SHIRLEYWICH, &c.	- - - - -	3,750
DROITWICH	- - - - -	120,000
STOKE PRIOR	- - - - -	156,000

IRELAND.

The BELFAST SALT Mining Company raised 19,392 tons.

Shipped to Denmark	- - - - -	3,622 Tons.
" North of England	- - - - -	3,731 "
" East of Scotland	- - - - -	4,523 "
" West of Scotland	- - - - -	3,905 "
" East of Ireland	- - - - -	2,163 "
Manufactured at Belfast	- - - - -	1,448 "
TOTAL	- - - - -	<u>19,392 "</u>

SALT exported to FOREIGN COUNTRIES in 1873 as compared with the
Two previous Years.

Countries to which exported.	Quantities.			Value.		
	1871.	1872.	1873.	1871.	1872.	1873.
	Tons.	Tons.	Tons.	£	£	£
Russia	54,181	66,478	84,528	29,512	44,420	75,116
United States	183,761	154,010	242,444	96,834	123,347	249,077
British North America	96,396	70,885	60,539	43,335	39,000	51,553
British India	270,012	238,963	222,995	138,432	172,251	218,613
Other Countries	288,851	223,245	230,720	159,483	153,453	194,621
Total	893,201	753,581	841,226	467,596	533,171	789,185

BARYTES.

			Quantities.		
			Tons. cwt. qrs.		
SHROPSHIRE :					
Snailbeach (<i>Carbonate</i>)	-	-	895	7	0
Weston (<i>Sulphate</i>)*	-	-	350	0	0
Wortherton, <i>ditto</i> * -	-	-	500	0	0
 NORTHUMBERLAND :					
Fallowfield (<i>Carbonate</i>), <i>estimated</i> ₂	-	-	2,000	0	0
Settlingstones (<i>Carbonate</i>)	-	-	2,092	5	0
Cow Green	-	-			
 CUMBERLAND :					
ALSTON MOOR (<i>Carbonate</i>)	-	-	124	14	0
Foree Cragg (<i>Sulphate</i>)	-	-	230	0	0
 DERBYSHIRE :					
Buxton and other Mines	-	-	713	0	0
Grey Mare, <i>Wirksworth</i>	-	-			
Rantor, <i>ditto</i>	-	-			
Croft Doghole, <i>Middleton</i>	-	-	2,000	0	0
Bradwell, <i>ditto</i>	-	-			
Moors near Bakewell and other	-	-			
Longstone Rake	-	-			
Salad Hole	-	-			
Miller's Dale	-	-	364	5	0
Castleton	-	-			
Monsal Dale, &c.	-	-			
 CAERMARTHENSHIRE :					
Vale of Towy (<i>Sulphate</i>)	-	-	1,000	0	
Total ascertained and estimated production			10,269	11	0

* *Estimated.*

Estimated Value of Barytes - - £7,993 0 0

APPENDIX.

No. I.

METALLIFEROUS MINES OF THE UNITED KINGDOM AT WORK IN 1873,

OTHER THAN IRON ;

WITH THE NAMES OF PURSER OR SECRETARY,
MANAGER, OR CHIEF AGENT, &c. TO EACH.

(Of all the Mines against which P. or S. is placed there are Plans or Sections in the MINING RECORD
OFFICE, which can be consulted by the Public upon application.)

INSPECTORS OF METALLIFEROUS MINES.

CLEMENT LE NEVE FOSTER, Esq., D.Sc., TRURO, CORNWALL.

T. F. EVANS, Esq., AMLWCH, ANGLESEA.

T	signifies	TIN.
C	"	COPPER.
L	"	LEAD.
S-L	"	SILVER LEAD.
Z	"	ZINC.
P	"	PYRITES.
B	"	BARYTES.
M	"	MANGANESE.
W	"	WOLFRAM.
G	"	GOLD.
O & U	"	OCHRE AND UMBER.
I	"	IRON.

ENGLAND.

CORNWALL.

H.M. Inspector, CLEMENT LE NEVE FOSTER, TRURO.

WESTERN DISTRICT.

No.	Mines.	Minerals chiefly raised.	Situation.	Purser or Secretary.	Manager (<i>Italics</i>) and Chief Agent.
1	Argus Huel - - -	T	Sancreed - - -	G. Eustice, junr. -	Thomas Trahair
2	Balleswidden. P.S.* -	T	St. Just - - -	Edmund Davy and others.	<i>John Taylor.</i>
3	Balleswidden, East -	T	Sancreed - - -	Alfred Lanyon,† G. V. Morgan, Sec.	Thos. Trehair.

* Ceased working in January 1873.

† Passed into the hands of Mr. Lanyon in April 1873.

No.	Mines.	Minerals chiefly raised.	Situation.	Purser or Secretary.	Manager (<i>Italics</i>) and Chief Agent.
4	Boscawell Downs. P. S.*	T & C	St. Just - -	E. S. Boyns -	<i>B. Williams, William Eddy, Ed. Rodda, John Eddy, Wm. Eddy, jr., F. Bonnatts, F. Oats, Hy. Hocking, Richard Pryor, John Davey, John Beach, Wm. Eich, Richard Boyns, Wm. Haitam, Charles Clemmens, William Williams, T. P. Rowe, Thomas Daniell, Wm. Eddy, jr., Jas. Ellis, Peter Eddy, Wm. Rosewarne, Simon Thomas, Hy. Boyns, Jas. Thomas, James Bennetts, Henry Eddy, Thos. Mitchell, jr.</i>
5	Boscawell, East* -	T	St. Just - -	-	-
6	Botallack. P. S. and Carnyorth. S.	T & C	St. Just - -	S. H. James, <i>Secy. and Manager.</i>	-
7	Cape Cornwall. P. S.	T	St. Just - -	H. L. Phillips -	-
8	Carn Galver - -	T	Morvah & Zennor	T. W. Field -	-
9	Carnelloe - -	T	Zennor - -	W. G. Nettle -	-
10	Cunning, Huel, United*	T	St. Just - -	Richard Boyns -	-
11	Ding Dong. P. S. -	T	Gulval - -	R. Wellington -	-
12	East Boscawell -	T	St. Just - -	F. Warwick -	-
13	Great Treveagan -	T	St. Just - -	W. Chenhalls -	-
14	Kitty, Huel. P. S.†	T	Lelant - -	Jas. B. Coulson -	-
15	Levant. P. S. -	T & C	St. Just - -	Richard White -	-
16	Levant, North. P. S.-	T	St. Just - -	R. Boyns -	-
17	Margaret, Huel -	T	Lelant - -	Thomas Treweeke and Son.	-
18	Margaret Ann, Huel -	T	St. Just - -	Edwin S. Royns -	John Hollow.
19	Mary, Huel. P. S. -	T	Lelant - -	T. W. Field and A. O. Michell.	<i>Matthew Curnow, Matthew Curnow, Jun., Thos. Bennetts, Richard Boyns, John Boyns, Wm. Rowe, Phillip Harvey, Thos. Tregear.</i>
20	Morvah Consols -	T	Morvah - -	R. Marrack -	-
21	Owles, Huel. P. S. -	T	St. Just - -	Richard Boyns -	-
22	Polpeor - -	T	Lelant (<i>see Huel Kitty</i>).	-	-
23	Providence Mines. P. S.	T & C	Lelant - -	Edwd. Trythall†	<i>William Hollow, Philip Rogers, Jas. Craze, Wm. Brabyn, Wm. Buglehole, John White, J. Richards, John Wallis, James Bennetts, Charles Ellis, John W. Gilbert, Richard Martin, Martin George, Richard Pryor, Thomas Richards, Wm. Bawden, Edward Pooley, Richard James, Nichs. Richards, Jas. Pope, John Pearce.</i>
24	Providence, South -	T	Towednack -	Wm. Pascoe -	-
25	Rosewall Hill and Ransom United, S.	T	Towednack -	T. W. Robinson -	-
26	Ruby Huel - -	T	Ludgran - -	-	-
27	Spearn Consols. P. S.	T	St. Just - -	Richard White -	-
28	Spearn Moor. P. S.	T & C	St. Just - -	Edwd. Trythal -	-
29	St. Ives Consols. P. S.	T	St. Ives - -	Capt. P. H. Aplin -	-
30	St. Just Amalgamated. P. S.	T	St. Just - -	H. L. Phillips -	-
31	Trelyon Consols. P.	T	St. Ives - -	Saml. Higgs†	-
32	Trencrom, Huel -	T	Lelant - -	T. W. Field and A. O. Michell.	-
33	Trevarrack - -	T	Lelant - -	Chriss. Stephens -	-

WEST CENTRAL DISTRICT.

1	Agar, Huel. P. S. -	C	Illogan -	Cornelius Bawden -	<i>Edmund Rogers, John Tonkin, J. S. Harris, W. C. Trevena, John Opey, W. Reynolds, J. Jennings, N. Bartle, W. Oates, jr., Paul Priske, James Nicholas, N. Cundy, F. Evans, John Harris, Samuel Bennetts, Phillip Bennetts, Arthur Gripe, Wm. Rosewarne.</i>
2	Balnynhear - -	T	Wendron -	J. Taylor -	-
3	Basset, Huel. P. S. -	T & C	Illogan -	Rd. Martin -	-
4	Basset, East Huel. P.	T & C	Redruth -	Richard Pryor -	-
5	Basset and Grylls. P.	T	Wendron -	J. W. Tyacke -	-
6	Basset, West - -	C & T	Illogan -	G. Lightley -	-
7	Bell Tin Mine - -	T	Gwennap -	R. J. Cunnack -	-
8	Blue Hills. P. S. -	T	St. Agues -	James Hickey -	-
9	Bosworgey - -	T	St. Erth -	Committee -	-

* Formerly Boscawen, Boswedden and Huel Castle.

† Now Polpeor.

‡ Samuel Higgs, who died in 1874 was purser in 1873 of Providence, Trelyon, Spearn Moor, and North Levant.

No.	Mines.	Minerals chiefly raised.	Situation.	Purser or Secretary.	Manager (<i>Italics</i>) and Chief Agent.
10	Britain, Huel - -	T	St. Agnes - -	- - -	<i>José Phillips.</i>
11	Budnick Consols. P. S.*	L & T	Perranabuloe - -	J. Pearce - -	<i>John Rosolings.</i>
12	Buller, Huel. P. S. -	C	Redruth - -	Thomas Pryor -	J. A. Pryor.
13	Burra Burra* - -	Z & C	Kenwyn - -	Jas. Johns - -	- Clarke. <i>J. Brown.</i>
14	Burrow and Butson -	T & Z	St. Agnes - -	H. Von Auster -	Thomas Jenkin.
15	Busy, Great Huel†	T	Chacewater - -	J. Lean, Jose, & Co.	<i>John Christopher.</i>
16	Busy, North Huel -	T	Kenwyn - -	T. Woodward -	C. Bishop.
17	Calestock Mine, Great	L	Perranabuloe - -	- - -	<i>Nicholas J. O. Rogers.</i>
18	Calvadnack - -	T	Wendron - -	- - -	<i>Richard Nancarrow.</i>
19	Cargoll - -	S L	Newlyn - -	Edwd. Michell -	J. Cook. <i>John Gross.</i>
20	Carn Brea. P. S. -	C & T	Illogan - -	Wm. Teague - -	R. Tyzzer. <i>W. Teague, jun.</i>
21	Carn Brea, South. P.	T & C	Illogan - -	B. H. Pike & Son	J. Quentrell. Wm. Polkinhorn. John Daddow.
22	Carn Camborne. P. -	C & T	Camborne - -	B. Watson - -	<i>Wm. Rich.</i>
23	Carzise† - -	C & T	Crowan - -	W. Page Cardoza -	James Knotwell. Geo. Rowe.
24	Cathedral - -	T & C	Gwennap - -	M. Green - -	<i>Charles Carkeek.</i>
25	Chiverton, East - -	S L	Porranzabuloe -	Thomas Woodward	J. Fredinnick.
26	Chiverton, New, the	S L	Ditto - -	G. Cardoza - -	<i>Joseph Michell.</i>
27	Chiverton, South, Old W. Huel Anna.	- -	Ditto - -	H. Chapman - -	Stephen Davey. <i>Richard Southey.</i>
28	Chiverton, South, Great. P.*	- -	Ditto - -	R. Clogg - -	J. Nancarrow.
29	Clifford, New - -	T & C	Gwennap - -	M. Greene - -	<i>James Juliff.</i>
30	Coates, Huel - -	- -	St. Agnes - -	M. Bryant - -	Richard Nancarrow. W. Nichols.
31	Coit, Huel - -	T	St. Agnes - -	Hy. Coates, Clerk.	<i>Joseph Michell.</i>
32	Condurrow, South. P.S.	T & C	Camborne - -	Jos. Vivian, junr. -	<i>W. H. Martin.</i>
33	Comford, Huel - -	- -	Gwennap - -	Geo. Lightly - -	T. Brown. <i>James Evans.</i>
34	Cook's Kitchen. P. S.	T & C	Illogan - -	E. H. Pike & Son	<i>Jos. Vivian and Son.</i>
35	Cook's Kitchen, New	T & C	Illogan - -	R. H. Pike & Son	C. W. Williams. H. Abrahams.
36	Creegbrawse and Penkevill. P. S.	C & T	Kea - -	Thos. W. Field -	<i>Peter Phillips.</i>
37	Crenver Huel Abraham United.	T & C	Crowan - -	Wm. Buckingham and Gough.	<i>Josiah Thomas.</i>
38	Crofty, North Huel. P. S.	C & T	Illogan - -	W. Page Cardoza -	Charles Thomas, jr. F. Gilbert.
39	Crofty, South Huel. P.	T & C	Illogan - -	E. H. Rodd - -	<i>Josiah Thomas.</i>
40	Damsel, United Huel	T & C	Gwennap - -	G. A. Michell - -	John Jory. James Johns. N. James.
41	Daniell, Huel* - -	T	Kenwyn - -	John Jose - -	<i>John Whilburn.</i>
42	Dolcoath. P. S. -	T & C	Camborne - -	Committee - -	J. Niness. <i>Josiah Thomas.</i>
43	Dolcoath, New - -	T & C	Camborne - -	- - -	John Tonkin.
44	Dolcoath, South, and Carnarthen Consols. P.	C	Illogan - -	George Lightley -	William Provia. John Bawden. <i>Ed. Pryor.</i>
45	Emily Henrietta, Huel;†	C	Illogan - -	T. Pryor - -	<i>Joseph Prisk.</i>
46	Florence Consols -	T	Perranuthnoe -	E. Mitchell - -	John Williams.
47	Fortune, Great Huel -	T	Breage - -	Wm. Argall - -	<i>William Arthur.</i>
48	Frauces, South Huel. P. S.	T & C	Illogan - -	J. F. Penrose -	P. Skewis. Wm. Searle.
49	Frauces, West Huel. P. S.	T & C	Ditto - -	R. H. Pike and Son	<i>Stephen Harris.</i>
50	Friendly Mines. P. -	T	St. Agnes - -	H. Borrow - -	J. P. Bawden. A. T. James. John James. J. Opey.

* Stopped in 1873.

† Suspended.

‡ Incorporated with East Huel Seton.

No.	Mines.	Minerals chiefly raised.	Situation.	Purser or Secretary.	Manager (<i>Italics</i>) and Chief Agent.
51	Georgia* - -	T & C	St. Hilary -	R. Mitchell -	S. J. Reed.
52	Godolphin West -	T & C	Breage & Germoe	John Hosking.	N. W. James.
53	Godolphin* - -	T	Breage -	Charles Thomas -	<i>John Pope.</i>
54	Golden United Mines*	- -	Perranzabuloe -	R. H. Cude -	F. Gilbert.
55	Gorland West Huel -	T & C	Gwennap - -	R. F. Michell -	<i>G. E. Tremayne.</i>
56	Grambler Huel - -	T	Redruth - -	J. H. Mayne -	W. H. Borlase.
57	Grenville, East Huel.	T & C	Camborne -	W. P. Cardoza -	J. Mayne.
58	Grenville, Huel. P. S.	T & C	Camborne -	John Hancock.	<i>John Tregay.</i>
59	Great Work Consols.	T & C	Germoe - -	John Tregay.	<i>Edwin Hosking.</i>
60	Great Work, West -	T & C	Breage - -	Samuel Stephens.	Wm. Bennetts.
61	Great Work, South -	T	St. Hilary -	John Watson -	<i>Edwin Hosking.</i>
62	Gwennap Consols, West	T & C	Gwennap -	Samuel Stephens.	Wm. Bennetts.
63	Jane, Huel, Great.	T & P	Kea - - -	W. Tyack - -	John Osborne.
64	Jane, North. P. S. -	T, S & L	Kenwyn - -	Wm. Watson -	<i>P. E. Williams.</i>
65	Jane, West Huel - -	T	Kea - - -	Granville Sharp -	<i>Saml. Jos. Reed.</i>
66	Jewell, East* - - -	T & C	Perranzabuloe -	Charles Parry -	E. Chegwin.
67	Jewell, West Huel -	T	Gwennap -	John Nancarrow.	<i>S. J. Reed.</i>
68	Kehlland Consols - -	C	Camborne -	Charles Hawke -	W. Giles.
69	Killifreth - - - -	T	Kenwyn - -	Thorman Woodward.	Thos. Williams.
70	Kitty, Huel. P. S. -	T & C	St. Agnes - -	John Smith -	<i>J. Rowe.</i>
71	Leeds Tin* - - - -	T	Breage - -	A. Bennett - -	Thomas Wasley.
72	Leeds and St. Aubyn. S.*	T	Breage and Germoe.	M. Green - - -	<i>John Smith.</i>
73	Lovell, The - - - -	T	Wendron - -	Joseph Michell.	<i>F. Gundry.</i>
74	Lovell, East Huel. P. S.	T	Wendron - -	George Johns.	W. Pascoe.
75	Lovell Great Huel -	T	Wendron - -	J. Daniele -	Thos. Googh.
76	Lovell, New Huel* - -	T	Wendron - -	John Tregoning -	Wm. Buckingham.
77	Lovell, New East Huel*	T	Constantine -	Thos. Williams.	Josiah Paul.
78	Lovell, North - - -	T	Wendron - -	Ed. Kempthorne.	<i>Wm. Tregay.</i>
79	Lucy Huel* - - - -	T	Phillack - -	Richard Quentrell.	Stephen Davey.
80	Lucy Huel West* - -	T	Leclant - - -	N. Peters.	John Williams.
81	Maria Huel* - - - -	T	Crowan - - -	<i>J. Nancarrow.</i>	<i>W. Pascoe.</i>
82	Medlyn Moor - - - -	T	Wendron - -	Ed. Kempthorne.	<i>John Curtis.</i>
83	Mellancar. S. - - -	C	Hayle - - -	Henry Rogers -	<i>Richard Quentrell.</i>
84	Metal, North Huel and Harriet.*	T	Breage - - -	Bartlett & Chapman.	<i>N. Peters.</i>
85	Nangiles. S. - - - -	C	Kea - - - -	Henry Rogers -	<i>Joseph Frisk.</i>
86	New Hendra - - - -	T	Breage - - -	Wendron - - -	<i>Ditto.</i>
87	New Huel Charlotte*	- -	St. Agnes - -	Wendron - - -	<i>C. Bawden.</i>
88	North Busy United -	T & C	Chaccowater -	Wendron - - -	James Rowe.
89	Osborne Huel* - - -	T	Crowan - - -	Wendron - - -	<i>Wm. Harris.</i>
90	Parbola - - - - -	T	Gwinear - - -	Wendron - - -	<i>Wm. Harris.</i>
91	Peevor Huel - - - -	T & C	Redruth - - -	Wendron - - -	<i>J. Rowe.</i>
92	Pednandrea - - - -	T & C	Redruth - - -	Wendron - - -	<i>J. Moyle.</i>
93	Pendarves United. P. S.*	- -	Camborne -	Committee - -	<i>Benjn. Gundry.</i>
94	Penberthy Crofts - -	T	St. Hilary -	Hy. Gould Sharpe	<i>James Rowe.</i>
95	Penhale, Huel Vor -	T	Breage - - -	Wm. Ward - - -	<i>James Rowe, jr.</i>
96	Penhalls. S. - - - -	T	St. Agnes - -	Wm. King - - -	<i>Ed. King.</i>
97	Pennance. P.* - - -	C	Gwennap - -	Sir F. Williams -	<i>Wm. Rowe.</i>

* Stopped in 1873 or 1874.

† Formerly known as Balduh.

No.	Mines.	Minerals chiefly raised.	Situation.	Purser or Secretary.	Manager (<i>Italics</i>) and Chief Agent.
93	Penstruthal Consols -	C & T	Gwennap -	Matthew Green -	<i>William Teague.</i> Charles Bishop. E. Moyle.
99	Perran Consols -	T	Perranzabuloe -	J. Johns, <i>Purser.</i>	<i>Jas. Juleff.</i> J. Nance.
100	Perran Huel Virgin* -	S-L	Mithian - -	T. Pryor - -	<i>Geo. Tremayne.</i> Charles Oates.
101	Perran Huel Vyryan*	S L	Perranzabuloe -	W. P. Cardoza -	<i>S. Nancarrow.</i>
102	Perran St. George. P.S.	S C	Ditto -	M. T. Hitchins -	<i>Thos. Pill.</i>
103	Perseverance - -	S L	Redruth -	Ed. Crawshaw -	<i>Wm. Rich.</i>
104	Phoenix - -	S L	Perranzabuloe -	Richd. Pryor -	Wm. Parry.
105	Poiberro. P.S. -	T	St. Agnes -	J. P. Bennetts John Taylor & Sons	Richard Pryor. <i>John Hancock.</i>
106	Polbreen East*	T	Perranzabuloe -	S. A. Pope -	<i>W. Johns.</i>
107	Polbreen* - -	T T	St. Agnes -	Y. Christian -	<i>John Nancarrow.</i>
108	Polbreen, West*	T T	St. Agnes -	Ditto - -	<i>John Nancarrow.</i> John Bryant.
109	Polcrebo* - -	C T	Crowan -	James Williams -	Benjn. Gundry.
110	Poldice*	C & T	Gwennap -	Sir F. M. Williams -	<i>Joseph Cock.</i>
111	Poldice, West*	T T T	Gwennap -	Sir F. M. Williams -	<i>Joseph Cock.</i>
112	Polhigey Moor*	T T T	Wendron -	John Tonkin -	<i>Jno. Tonkin.</i>
113	Polrose Mine -	T	Breage -	T. Boach - -	Charles Roach. Charles Bottrall.
114	Pool, East. P. S. -	C T A & W	Illogan -	Committee J. M. Opie, <i>Secy.</i>	<i>William S. Garby.</i> John Maynard. John Hosking. J. Vivian & Son.
115	Pool, North. P. S. -	C	Illogan -	C. Thomas -	—
116	Prince Royal - -	T	Perranzabuloe -	W. W. Stables -	—
117	Prussia Huel† - -	T T T	Redruth -	Lean, Jose, and Co.	<i>W. Tregay.</i>
118	Restronguet Stream -	T T T	Peock Point -	John Taylor & Sons	<i>Chs. Dyke Taylor.</i>
119	Retallack, Great -	L & Z	Perranzabuloe -	John Watson -	<i>John Harris.</i>
120	Robartes Huel -	T T T	Wendron -	F. E. Wilson -	John Goldsworthy.
121	Rose, East Huel. P.S.	T T T	Newlyn -	H. Whitworth -	<i>Thomas Dodge.</i>
122	Rose United - -	T T T	St. Agnes -	Hy. Michell -	<i>George E. Tremayne.</i>
123	Rosewarne, New -	C	Gwinear -	John Watson -	Edwin Hosking. Jos. Rule. J. Curtis. Ez. Johns.
124	Rosewarne, New West	T & C	Gwinear -	T. Robinson -	Edwin Hosking.
125	Rosewarne, North†	T	Gwinear -	John Watson -	Edwin Hosking.
126	Rosewarne United†	T & C	Ditto -	John Watson -	Edwin Hosking. John Pascoe.
127	Roskear, North. S.*	T & C	Camborne -	Thomas Pryor -	<i>James Hocking.</i> Ed. Angove.
128	Roskear, South*	T & C	Ditto -	Costbook Co.	<i>Wm. Skeewis.</i>
129	St. Agnes Consols -	T	St. Agnes -	Reynolds and Co.	<i>Joseph Vivian.</i> Wm. Vivian.
130	St. Aubyn United -	T & C	Redruth -	F. W. Dabb -	<i>John Michell.</i>
131	Seton, Huel. P.*	T & C	Camborne -	Wm. Teague -	<i>Wm. Teague & Son.</i> Christopher Lobb.
132	Seton, East Huel* -	T & C	Illogan -	T. Pryor - -	<i>Wm. Pascoe.</i> H. Arthur.
133	Seton, New Huel* -	C	Camborne -	Oliver Matthews -	<i>Malachi Bath.</i> <i>Josiah Thomas.</i>
134	Seton, West Huel. P. S.	C	Camborne -	O. Matthews -	<i>M. Bath.</i> John Jennings. Wm. Pascoe.
135	Sparnon, Huel -	T & C	Redruth -	W. Cardoza -	<i>W. Tregay.</i>
136	Stray Park. P. S.‡	C & T	Camborne -	Dolcoath Com- mittee.	<i>Josiah Thomas.</i>
137	Tincroft. P. - -	T & C	Illogan -	William Teague -	<i>Wm. Teague & Son.</i> James Andrew. Samuel Martin. Wm. Andrew.
138	Tolcarne, South -	T	Camborne -	- - -	<i>J. Vivian and Son.</i> Jas. Paull.
139	Tolgus, West - -	C	Redruth -	John Haye - -	<i>John Hancock.</i> William Gribble. Jas. Visick.
140	Towan New Huel -	- - -	Illogan -	H. L. Phillips -	R. Pryor.
141	Trebarvah - -	C & I	Perranathnoe -	S. H. F. Cox -	<i>Wm. Holton.</i>
142	Treleigh Wood -	T & C	Redruth -	J. Watson -	Thomas Laity. Edwin Hosking. J. Harris. John Williams.
143	Treleigh Wood, East‡	T	Ditto -	Lean, Jose, & Co. -	<i>Leonard Tregay.</i>
144	Treleigh Wood, North	T	Ditto -	- - -	<i>Wm. Tregay.</i>
145	Treleigh Wood United**	T	Ditto -	F. R. Wilson -	Thomas Pryor. — Jeffrey. — Brown.
146	Tremenhere†† - -	T	Wendron -	H. Rogers -	R. Queentrall. W. Dunston.

* Stopped in 1873 and early in 1874.

‡ Amalgamated with North Dolcoath.

** Formerly North Tolgus.

† Formerly East Treleigh Wood.

|| Spatheose ore.

†† Including Treworllis.

‡ Suspended.

¶ Now Huel Prussia.

No.	Mines.	Minerals chiefly raised.	Situation.	Purser or Secretary.	Manager (<i>Italics</i>) and Chief Agent.
147	Tresavean and Tretharup, S.*	C	Gwennap	H. Rogers	T. Edwards. <i>John Blight.</i>
148	Treakerby, North. P.	T & C	Scorrier	H. L. Phillips	<i>Richard Pryor.</i> Thomas Jenkin.
149	Trevaunance, Huel	T	St. Agnes	Josh. Newton	John Blight.
150	Trumpet, New, and Lovell United.†	T	Wendron	H. Rogers	<i>R. Quenrath.</i> T. James.
151	Trumpet Consols. P. S.	-	Wendron	H. Rogers	<i>R. Quenrath.</i> R. Gillyas.
152	Unity Wood, Huel	T	Gwennap	Hy. Michell	<i>Geo. E. Tremayne.</i> Wm. Mayne.
153	Uny, Huel. P.	T	Redruth	H. Crawshaw	<i>W. Rich.</i> Samuel Coade, jr. Matthew Rogers. Wm. Rich.
154	Uny, East Huel†	T & C	Redruth	R. H. Pike & Son	Wm. Hambley. <i>Stephen Harris.</i>
155	Vor, United Great Huel, P. S.	T & C	Breage	W. G. Argall J. J. Truran, <i>Sec.</i>	S. Terrill. Edward Rogers.
156	West Condrurrow	T	Camborne	-	-
157	Western Gt. Mines*	T	St. Hilary	T. W. Field	-

EAST CENTRAL DISTRICT.

1	Ambrose Lake	T	St. Neot	Wm. Eaton and Jos. Taylor.	Jos. Taylor. <i>Peter Temby.</i>
2	Arthur King	S L	Tintagel	Mason, Fuller, & Massey.	<i>S. Tucker.</i>
3	Beam, Great	T	Roche	J. K. Peer	<i>David Cock.</i>
4	Beam, North	T	Roche	-	<i>David Cock.</i>
5	Belowda Beacon*	T	Ditto	-	George Stephens.
6	Belowda Hill	T	Ditto	J. P. Dunstan, <i>Sec.</i>	-
7	Blencowe Consols*	T	Grampound Rd.	M. E. Jobling W. Battye.	<i>John Edwards.</i> John Tredinick. David Cock.
8	Bonny, North	T	Roche	-	<i>E. Hancock.</i>
9	Bunnie Huel	T	St. Austell	B. Hancock	<i>Francis Barratt.</i>
10	Boscoppa	T	St. Austell	Francis Barratt	<i>Samuel Tucker.</i>
11	Bosinney	S L	Tintagel	J. Oliver Mason	<i>Martin Richard.</i>
12	Brynn	T	Withiel	S. Trudgeon	<i>Thomas Parkyn.</i>
13	Brynn Royalton Consols	T	Ditto	H. T. Whitefield	<i>E. Martin.</i>
14	Carclase	T	St. Austell	J. Lovering.	<i>John Fletcher Pagen.</i>
15	Carrigan Rock	T	Bugle-Roche	-	<i>Chs. G. Kessell.</i>
16	Castle an Dinas	T	St. Columb	S. Symons	-
17	Castle Gate	T	Ditto	-	-
18	Charlestown United and Cuddra.	T	St. Austell	C. W. Bradhurst	<i>R. H. Williams.</i> Samuel Northey. Charles Faull.
19	Chytane*	T	St. Knoder	M. E. Jobling	<i>John Edwards.</i> John Tonkin. David Cock.
20	Cornubia	T	Roche	-	<i>T. Trelease.</i>
21	Crow Hill, New*	L	St. Stephens	William Browne	<i>Ed. H. Williams.</i>
22	Eliza, Huel, Consols	C & T	St. Austell	R. H. Williams	<i>J. H. James.</i>
23	Fortescue, The*	-	St. Stephens in Branwell.	H. M. Byers	T. Phillips.
24	Fowey, Consols, South*	C	Tywardreath	J. Polkinghorne	<i>Francis Puckey.</i> Charles Merrett. <i>E. H. Williams.</i>
25	Great Crinnis and Carlyon.	C	St. Austell	Committee	-
26	Great N. Carador	S, L & C	Advent	-	<i>G. Rickard.</i> W. Dandlock.
27	Halley	T	Roche	-	John Kessell.
28	Hard Head	T	Warleggan	-	<i>James Pearce.</i>
29	Hobbs Hill	T	St. Neot	James Cock	Thos. Parkyn.
30	Mary Huel	T	St. Dennis	-	Robert Martin.
31	Minear Downs	T	St. Austell	J. Lovering	<i>Wm. Martin.</i>
32	Mulberry Hill	T	Lanivet	W. L. Martin	Thos. Hamby. <i>Thos. Trevillion.</i>
33	Northmoor Huel	T	St. Neot	Ed. Clogg & Son	<i>John Kessell.</i>
34	Por Huel*	T	Luxulyan	-	<i>Wm. Evans.</i>
35	Park of Mines	T	St. Enoder	S. H. F. Cox	J. Tamblyn. <i>Fra. Puckey.</i>
36	Pembroke, New	C & T	St. Blazey	John Polkinghorne	Chs. Merrett.

* Stopped in 1873 and early in 1874.

† Including New Trevenen.

‡ Now called "Perseverance."

No.	Mines.	Minerals chiefly raised.	Situation.	Purser or Secretary.	Manager (Italics) and Chief Agent.
37	Pollgooth, Great	T	St. Austell	W. Browne	R. Hancock.
38	Pollgooth, United. P.	T	St. Mervan	W. Browne	Thomas Wasley.
39	Rocks and Goonbarrow.	T	St. Austell	J. W. Coom	W. Hore.
40	St. Blazey Consols*	-	St. Blazey	-	Philip Rich.
41	St. Breward Consols	C	St. Breward	-	Thomas Dunn.
42	St. Stephen	M	St. Austell	Sims, Bros.	-
43	St. Stephen's Tin	T	St. Stephens	Wm. Ward, Sec.	John Nichols.
44	Savath†	T	Luxulion	-	B. J. Bawden.
45	Terras*	T	St. Stephens	W. F. Pearce	Ed. Larchin.
46	Terras, South	T	Gram-pound Rd.	Ed. Larchin	J. H. James.
47	Tin Valley	T	St. Neot	Thomas Woodward	J. Cocking.
48	Trebargett, Old	S-L	Camelford	F. E. Wilson, Sec.	W. Hancock.
49	Tregardock	L & C	St. Teath	John Peters	J. Spargo.
50	Tregeagle	T	St. Neot	H. Taylor	Jos. Taylor.
51	Tregoss Huel	T	Roche	J. H. Crofts	J. Gluyas.
52	Tremadoc	T	St. Neots	W. T. Hancock	Thos. Parkey.
53	Tresellyn	T	Alternun	B. Clarke, Sec.	Nicholas Vivian.
54	Tretoll	T & I	Bodmin	John Fletcher Pagen.	J. Hodges.
55	Trewollack*	L	St. Columb	U. P. Harris	T. Hooper.
56	Troon	T	St. Enober	Horn and Kelly	J. Hancock.†
57	Whisper Huel*	T & C	Wadleggan	A. Larkin	Thos. Wasley.
					Timothy Rowse.

EASTERN DISTRICT.

1	Allen Huel†	S-L	-	J. Tredinick.	-
2	Arthur Huel. S.	C & T	Calstock	M. Bawden	W. Skeewis.
3	Ashburton Lady	T & C	Callington	F. Nevill	R. Trevarthen.
4	Barnard Huel	S-L & P	Calstock	HuelBarnardSilver Lead Co., &c.	Robt. Sarjeant.
5	Brothers Huel	S	Calstock	J. W. Dobell	Thomas J. Barnard.
6	Calstock Consols. P. S.	C	Calstock	John Bayly	J. W. Dobell.
7	Caradon and Phoenix Consols.	C & Z	Linkinhorne	M. Bawden.	W. Skeewis.
8	Caradon, East	C & I	Linkinhorne	H. Short	Wm. B. Collom.
9	Caradon, Great	C	St. Ive	C. R. Norton	Jas. Kelly.
10	Caradon, South. P.	C	St. Cleer	W. Thorne, Purser	Jos. Kellow.
11	Caradon, West. P.	C	St. Cleer	Grenville Sharp	Thos. Trelease.
12	Coads' Green	M	North Hill	Thomas Kittow	Wm. Taylor.
13	Consols, New Great	T	St. Cleer	W. J. Lavington	Thos. Trelease.
14	Consols, West Great	C	St. Cleer	-	J. Holman.
15	Craddock Moor*	C	St. Cleer	John Taylor	Wm. Tyack.
16	Deer Park	T	Stoke Climsland	E. T. R. Wild	N. Richards.
17	Drake Walls. P. S.	T & C	Calstock	M. Bawden	J. Pryor.
18	Drake Walls, West*	T	Stoke Climsland	R. Clogg & Son	John Goldsworthy.
19	Duchy Great Consols	-	Calstock	Fredk. Every	Richard Pryor.
20	Dunsley, Huel Phoenix	T	Linkinhorne	Skewis & Bawden	W. Vial.
21	Excelsior	T & C	Stoke Climsland	M. Greene	H. Phillips.
22	Florence and Tonkin United.	C & T	Callington	Adam Murray, Hy. Pect.	John Goldsworthy.
23	Glasgow, Caradon Consols.	C	St. Cleer	T. E. Watson	Wm. Skeewis.
24	Gover	T	St. Austell	-	Edward Dunstan.
25	Gunnis Lake Clitters. P. S.	C & T	Calstock	B. T. Skinner	Thos. Gregory.
26	Hard Head	T & I	Wadleggan	Joseph Kellow	R. P. Conth.
27	Hawkmoor, West	T	Calstock	M. Bawden	James Richards.
28	Herodsfoot. P. S.	C & S-L	Lanreath	Thos. Trevillian	Wm. Skeewis.
29	Hingston Downs Consols. P. S.	C	Calstock	Jas. Richards, Pur.	S. G. Truran.
30	Kingston United	L & C	Stoke Climsland	T. B. Laws, Secy.	Wm. Verran.
31	Kit Hill, United	T & C	Stoke Climsland	Porter, Ingelbach, &c.	William Taylor.
32	Kit Hill, South	T	Stoke Climsland	M. Bawden	W. J. Taylor.
33	Marke Valley	T & C	Linkinhorne	E. Nicolo	Wm. Brown.
34	Newton Huel	-	Harrowbarrow	J. Harding	W. Skeewis.
				Sam. Seccombe, Pur.	T. Prowse.
					Jas. Seccombe.
					Jas. Stanlake.
					Francis Ronalds.
					H. Bennetts.

* Stopped in 1873.

† Formerly Bodithiel Mine.

No.	Mines.	Minerals chiefly raised.	Situation.	Purser or Secretary.	Manager (<i>Italics</i>) and Chief Agent.
35	Mary Ann, Huel. P.*	S-L	Menheniot	W. C. Nettel	W. Skent. J. Harris. J. Stevens.
36	New Great Consols	T & C	Stoke Clinsland	H. L. Phillips	<i>Richd. Pryor.</i> J. Pryor.
37	Okel Tor	T & C	Calstock	-	<i>T. Niell.</i>
38	Phoenix, P. S.	C & T	Linkinhorne	Charles West and W. Polkinghorne.	<i>Wm. Hosking.</i> Henry Hosking.
39	Phoenix, East	C	Linkinhorne	James Seccombe	<i>Jas. Seccombe.</i> Francis Renals.
40	Phoenix, South	T	Linkinhorne	C. Pearson	James Kelly.
41	Phoenix, West	T	Linkinhorne	C. West and W. Polkinhorne.	<i>Joseph Hosking.</i> Wm. Hosking.
42	Prince of Wales	C & T	Harrowbarrow, St. Mellion.	-	<i>J. Gifford.</i> T. Phillips.
43	Princess of Wales*	T	Ditto	-	<i>G. Richard.</i>
44	Bedmoor. P. S.	C	Callington	John Watson, Sec. H.E. Croker, Purser	John Gifford.
45	Trelawney, Huel. P.†	S-L	Menheniot	-	J. Bryant.
46	Vincent Huel	T	Altonun	E. Nicolls	<i>T. Odgers.</i>

DEVONSHIRE.

H.M. Inspector, CLEMENT LE NEVE FOSTER, TRURO.

1	Alliford	M	Marystowe	Sims Brothers	<i>Wm. Doidge.</i>
2	Bampfylde, P.S.	C I M	North Molton	G. Key Klingender	<i>Samuel Mitchell.</i>
3	Bedford Consols. S.	C	Tavistock	G. Rowe	<i>Jos. Mitchell.</i>
4	Bedford United. P. S.	C & P	Ditto	Thos. Horswill	W. Phillips.
5	Belstone	C	Okehampton	T. B. Laws, Sec.	-
6	Betsy Huel	L & Z	Mary Tavy	F. R. Reeves	<i>Jas. Neill.</i>
7	Birch Tor, New and Vitififer.*	T	North Bovey	R. Donaldson & Co. Wm. George.	<i>R. Jory.</i>
8	Bottle Hill, East	T	North Bovey	M. Bawden	<i>W. Skewis.</i>
9	Bottle Hill, Old	T & C	Plympton	Jehu Hitchins	W. Trevarthen.
10	Bowden Hill	M	Bren Tor	Jehu Hitchins	Jos. Eddy.
11	Brookwood	C	Buckfastleigh	W. B. Cobb	<i>Richard Unsworth.</i>
12	Buzzacott	S-L	Combemartin	J. C. Isaac	<i>John Goldsworthy.</i>
13	Chalacombe	L & I	Ditto	Job Pearson	William Hooper.
14	Chillaton and Hogstor	M	Milton Abbot	T. Carter.	<i>S. Mitchell.</i>
15	Combemartin	S-L	Combemartin	Sims Brothers	Henry Comer.
16	Coombe Mine	S-L	South Molton	T. Carter.	-
17	Crebor, Huel. P. S.	C	Tavistock	F. W. Darby, Secy. W. T. Engledue.	<i>Wm. Doidge.</i> M. White.
18	Colcharton*	C	Tavistock	Jehu Hitchins	John Treweek.
19	Devon Great Consols-	C & I	Tavistock	Thos. Morris	<i>John Goldsworthy.</i>
20	Devon and Cornwall	U	Ilstington	A. Allen, Sec.	<i>James Richards.</i>
21	Devonshire Manganese	M	Lamerton	Netting and Paull	<i>Isaac Richards.</i>
22	Edgecumbe	M	Milton Abbot	John Lomas & Co.	Wm. Woolcock.
23	Emma, Huel	C	Buckfastleigh	J. Murray.	Wm. Climo.
24	Exmouth*	C & S-L	Christow	Wm. Battye	Henry George.
25	Exmouth, South	S-L & I	Hennock	R. Trevithick	Henry Rodda, &c.
26	Franco Consols	C & T	Horrabridge	S. O. Harris	Jonathan Cook.
27	Frank Mills. P. S.	S-L	Christow	Wm. Newton	Thos. Gregory.
28	Friendship Huel. P.S.†	C & L	Mary Tavy	J. O. Harris	<i>Sampson Keast.</i>
29	Fursdon Gt. Consols.-	C	Okehampton	J. C. Lanyon.	<i>Jn. Nicholls.</i>
30	Furze Hill	T	Walkhampton	Wm. Battye	John Cook.
31	Furze Hill, West	T	Buckland Mon- achorum.	Thomas Horswill Sec.	<i>Henry Richard.</i>
32	Gawton	C & P	Tavistock	J. O. Harris	<i>Wm. Doidge.</i>
33	Gem	T	Whitchurch	J. H. Dennis, Sec.	<i>S. T. Nicholls.</i>
34	Gobbett	T	Exworthy Hohe	-	James Rowe.
35	Gunnis Lake East and South Bedford. P.S.	C	Tavistock and Calstock.	J. H. Dennis, Sec.	N. Addems. Michael Morcom. <i>M. Ernest Jobling.</i> J. Crocker. <i>Wm. Doidge.</i>

* Stopped 1873.

† United with Huel Mary Ann (*suspended*).

‡ Dressing mundic only.

No.	Mines.	Minerals chiefly raised.	Situation.	Purser or Secretary.	Manager (<i>Italics</i>) and Chief Agent.
36	Hamerdon Consols -	T	Plympton -	W. H. B. Kempe	Henry Miners.
37	Lifton Mines. S.* -	M	Lifton -	Sims Brothers	<i>Wm. Doidge.</i>
38	Luckey Huel -	T	Walkhampton -	Jas. J. Cowell -	John Goldsworthy.
39	Maria, West, and Fortescue.	C & L	Lamerton -	J. E. Watson -	<i>W. Skewis.</i> Noah Coward.
40	Mary Hutchings Huel	T	Plympton -	Thomas Horswill	<i>Henry Miners.</i>
41	Monkston -	ME	Brentor -	Wilkin and Clarke	<i>John Goldsworthy.</i>
42	Naracott -	ME	Milton Abbot -	G. B. Sandeman	<i>Jno. Goldsworthy.</i>
43	Newton St. Cyres -	M	Newton St. Cyres	Sims Brothers	<i>Wm. Doidge.</i>
44	North Dartmoor -	T	Lydford -	W. J. Engledue -	J. Symons.
45	Poldice -	T & C	Buckland Monachorum.	-	<i>B. Legassick.</i>
46	Roborough -	U	Ashburton -	Beer, Musgrave, & Co.	—
47	Russell. Huel -	T & C	Tavistock -	Joseph Matthews	J. Bray.
48	Sherwill and Bratton Fleming.	M & I	Plaiatow -	R. Dawson Clegg -	<i>T. Treviser.</i> • T. Plint.
49	Smalscombe -	U	Ilminster -	Netting & Paull	Jonathan Cock.
50	South Ward -	S-L	Beerferris -	Thos. Horwill -	Rd. Goldsworthy.
51	Swincombe Vale* -	T	Lydford -	Wm. Veale	Jas. Willcocks.
52	Tamar Consols -	M-L	Lifton -	Wm. Newton	Geo. Rowe
53	Tamar, North -	S-L	Beeralston -	-	<i>Jno. Goldsworthy.</i>
54	Tamar Valley -	S-L	Beeralston -	M. Greene	<i>S. Truran.</i>
55	Teign Valley* -	E	Bridford -	T. O. Harris.	—
56	Treoclar -	M	Launceston.	-	—
57	Virtuous Lady -	-	Buckland Monachorum.	-	<i>C. W. Seccombe.</i>
58	Vitifer Consols -	T	Dartmoor -	Ed. G. Clarke.	—
59	Vitifer, East -	T	North Bovey -	W. D. Mann	<i>Hy. Miners.</i>

SOMERSETSHIRE.

H.M. Inspector, CLEMENT LE NEVE FOSTER, TRURO.

1	Charterhouse and Ubley.	Lead washed from ancient refuse and Lead ores.	Blagdon -	Mendip Hills Mining Comp. (<i>Limited.</i>)	<i>Jos. Murray.</i> Wm. Rodger.
2	Waldegrave Works. P.		Mendip Hills -	Waldegrave Lead Smelting Co. Thomas Kinaman, <i>Sec.</i>	<i>J. Bray.</i>
3	East Harptree Works		East Harptree, Blagdon.	Wm. Henry Bumpus, <i>Sec.</i>	Wm. Pannell.
4	St. Cuthbert Works		Wells -	St. Cuthbert Lead Smelting Co.	W. Forgan.

DERBYSHIRE.

H.M. Inspector, T. S. EVANS, AMLWCH, ANGLESEA.

BAR MASTERS.—Wapentake of Worksworth, *Anthony M. Alsop.*High Rake Hundred, *James Longsdon.*District of Crick, *Luke Alsop.*Griff Grange District, *Thomas Taylor Hopton.*

The following List was returned in 1872 to the INSPECTOR of MINES by the BARMASTERS of the Districts.

No.	Mines.	Situation.	Name of Company or Proprietor.	Manager (<i>Italics</i>) and Chief Agent.
1	Arthur -	Winster -	-	-
2	Ash Cross -	Cromford -	-	-
3	Ashton Grove -	Castleton -	-	-
4	Ash Tree -	Middleton -	-	-
5	Backdale -	Hassop -	Fairburn & Co. -	William Bland.
6	Bage -	Wirksworth -	Wass and Co. -	Herbert Flint.
7	Ball Eye -	Bonsall -	-	-
8	Bank Top -	Bradwell -	Geo. Palpeyman	John Bancroft.
9	Bee Nest -	Brassington -	-	-
10	Beech Grove -	Hucklow -	-	-
11	Bennet's Grove -	Bradwell Moor -	John Hallam -	John Bancroft.
12	Bennett Grove -	Bradwell -	Joshua Jeffrey -	John Morton.

* Stopped 1873.

No.	Mines.	Situation.	Name of Company or Proprietor.	Manager (<i>Italics</i>) and Chief Agent.
13	Birch Hall	Peak		
14	Bird	Bradwell Moor		
15	Black Engine	Stony Middleton		
16	Black Engine	Eyam	Benj. Bagshaw, sr.	Benj. Bagshaw, jr.
17	Blackhole	Eyam	J. A. Shuttleworth	John Hancock.
18	Blakelow Field	Elton		
19	Bold Pit	Middleton		
20	Bottle and Pipe	Cromford		
21	Brandy Bottle	Tideswell		
22	Bradwell	Middleton		
23	Brassington	Brassington	Wass and Co.	Jos. Gretorex.
24	Brassington, Old	Brassington	Wass and Co.	Jos. Gretorex.
25	Brech Hollow	Brassington		
26	Bright's Friendly	Wirksworth	Wass and Co.	N. Dozey.
27	Brooks Founder	Middleton		
28	Brunt	Bonsall		
29	Brunt	Bradwell		
30	Builder's Venture	Middleton		
31	Bullock Grove	Castleton		
32	Buxton Mines	Buxton	Buxton Lime Co.	
33	Cabin	Hartington		
34	Cackle Mackle	Ashford, Linnetts		
35	Chance	Cromford		
36	Chapeldale	Mongash		
37	Charles Lum	Brassington		
38	Clearthway Peak			
39	Coalpithole	Peak Forest	Peak Forest Mining Company.	J. Collins.
40	Coates' Field	Hartington		
41	Cobler	Bonsall		
42	Colliers' Venture	Middleton		
43	Conway	Brassington		
44	Critchman or Masson Mine	Matlock		
45	Croft	Middleton	Spencer & Ors	John Spencer.
46	Croft Doghole	Middleton		
47	Crossdalehead	Ashford		
48	Crossdale-head	Wardlow	Turner & Co.	Davis.
49	Danger	Allport	Fairburn & Co.	Jas. Bacon.
50	Daisy Spot	Bonsall		
51	Dalebotham	Bradwell		
52	Dan's Takers	Winsley		
53	Dinah	Wirksworth		
54	Dirtlow	Castleton	Thos. Bradwell	Thos. Bradwell.
55	Dun Rake	Cromford		
56	Eldon	Peak		
57	Elton Cross	Winstor		
58	Enterprize	Hassop	Fairburn & Co.	Robert Brown.
59	Eyam	Eyam	Eyam Mining Co.	Charles Nodder.
60	Fairtrial	Peak		
61	Fallowfield	Cromford		
62	Fancy	Wensley		
63	Field M in	Bonsall		
64	Freezelan	Castleton		
65	Friendly	Middleton		
66	Friendly	Wirksworth		
67	Fortunate	Peak		
68	Fox Holes	Bonsall		
69	Foxholes	Wirksworth		
70	Gang	Cromford	Wass and Co.	Jas. Flint.
71	Gells, North Cliff	Wirksworth		
72	George	Wirksworth		
73	Glory	Crick	Wass and Co.	N. Dozey.
74	Golconda	Middleton	Wass and Co.	N. Dozey.
75	Goodall's Pipe			
76	Good Luck	Middleton		
77	Gorrist	Elton		
78	Great Hucklow	Great Hucklow	J. Hall & Co.	Wm. Chapman.
79	Grey Mare	Wirksworth		
80	Green Cliff	Bonsall		
81	Greenhough Field	Cromford		
82	Hall's	Bradwell Moor	Joseph Hall	Joseph Hall.
83	Hamber	Winsley		
84	Harbro Rake	Brassington		
85	Hayfield	Cromford		
86	Heyspots	Winstor		
87	Hermitage	Bonsall		
88	High Field	Brassington		
89	High Rake	Great Hucklow	Martha Redfearn	Francis Redfearn.
90	Higbrake	Little Hucklow		
91	Hills Venture	Bradwell		
92	Hill Top	Middleton	Wass and Co.	N. Dozey.
93	Holland Twine	Castleton		
94	Hope	Cromford		

No.	Mines.	Situation.	Name of Company or Proprietor.	Manager (<i>Italics</i>) and Chief Agent.
95	Horsedale	Bonsall		
96	Do	Bonsall		
97	How Grove	Castleton		
98	Hubbodaie	Farrington		
99	Hugh Grove	Bradwell		
100	Hungry Knowle	Bradwell		
101	Hurdle Dale	Bradwell	Rob. Middleton	Rob. Middleton.
102	Inkerman	Elton		
103	Jackson	Middleton	Wass and Co.	N. Doxey.
104	Jersey Wheel	Wirksworth		
105	Jowle Grove	Peak		
106	Kank	Middleton		
107	Keeling Close	Winstar		
108	Kitchin Vein	Wirksworth		
109	Lead Mines	Elton		
110	Lee Bage	Cromford		
111	Little Rake	Brassington		
112	Longrake Bothan	Bradwell		
113	Do. Youlgreave			
114	Do. Do.			
115	Do. Do.			
116	Do. Do.			
117	Longstone Edge	Ashford		
118	Longtown	Winstar		
119	Ludlow			
120	Magpie	Middleton	Magpie Mining Co.	A. Brocklehurst.
121	Maidenrake	Hucklow		
122	Maltster's Venture	Wirksworth		
123	Marsh Logguc	Peak		
124	Merry Tor	Middleton		
125	Middlepeak	Wirksworth	Wass and Co.	N. Doxey.
126	Millclose Stoop	Wensley	Wass and Son	Henry Greatorex.
127	Mill Dam	Great Hucklow	Mill Dam Mining Co.	Leonard Maltby.
128	Moletrap	Matlock	Wass and Co.	Wm. Walker.
129	Moor Cock	Bradwell		
130	Moorhigh	Millers Dale		
131	Do.	Tideswell	Wass and Son	Joseph Greatorex.
132	Do.	Daddington		
133	Do.	Brown		
134	Moss Rake	Bradwell	Moss Rake Mining Company.	Joel Elliott.
135	Mouldridge	Brassington		
136	Mount Pleasant	Bonsall		
137	Do.	Wantley		
138	Nether Branch	Bonsall		
139	Nether Cross	Bradwell Moor	Isaac Eyre.	—
140	Nether Liberty West	Hucklow		
141	Nether Oxlow	Peak		
142	Nethershutbrake	Bradwell		
143	New Bute	Cromford		
144	New Edge	Hucklow	J. S. A. Shuttleworth.	—
145	New Venture	Bradwell		
146	Newyork	Bradwell		
147	Nightingales Leys	Wirksworth		
148	Now and Then	Cromford		
149	Nunley End	Hucklow		
150	Oakcliff Rake	Wirksworth	Wass and Son	N. Doxey.
151	Old and New Edge	Grindlow	J. A. Shuttleworth	John Hancock.
152	Old Brassington	Brassington		
153	Old End	Crich	Wass and Son	Wm. Holmes.
154	Old Gells	Wirksworth		
155	Old Roundlow	Brassington		
156	Orchard	Wirksworth		
157	Outland Head	Bradwell	Geo. Fox	John Fox.
158	Pearson's Venture	Crich	Wass and Co.	—
159	Penny Mine	Castleton		
160	Pindale	Castleton	R. H. Ashton & Co.	R. Cooper.
161	Pitts	Winstar		
162	Portaway	Castleton	Joseph Hall	Henry Greatorex.
163	Do.	Elton		
164	Portobello	Middleton		
165	Primrose	Cromford		
166	Do.	Matlock		
167	Providence	Cromford		
168	Do.	Ibbie		
169	Putty Hill	Ashford		
170	Raithc	Elton	Wass and Co.	Hy. Greatorex.
171	Rake Head	Bradwell Moor	Ashton & Co.	R. Hallam.
172	Rake	Bradwell		
173	Rantor Takers	Wirksworth		
174	Rantor	Wirksworth	Wass and Co.	James Flint.
175	Ratchwood	Wirksworth	Wass and Co.	Nehemiah Doxey.
176	Red Rake	Ibbie		

No.	Mines.	Situation.	Name of Company or Proprietor.	Manager (<i>Italics</i>) and Chief Agent.
177	Red Rake	Hassop	John Fairburn	William Bland.
178	Rose Rake	Cromford		
179	Royal Oak	Bradwell		
180	Riddlepits	Bradwell Moor	Rob. Middleton	E. Middleton.
181	Salladhole	Hassop	John Fairburn & Co.	Robert Brown.
182	Seedlow	Ashford		
183	Seedlow	Wardlow	Ashton & Co.	Mortou.
184	Sheepholes	Wirksworth		
185	Shore Vein	Cromford	Wass and Co.	N. Doxey.
186	Shuttle Rake	Hucklow Moor	Thos. Bradwell	Thos. Bradwell.
187	Silver Eye	Bonsall		
188	Slack Rake	Middleton	Wass & Co.	N. Doxey.
189	Slack Scrinpipe	Ashford		
190	Smeddow	Brassington		
191	Smedley's Primrose	Cromford		
192	Smiling Nancy	Peak		
193	Smith Grove	Castleton		
194	Smith's Venture	Wirksworth		
195	Smithy Coe	Hucklow	Mill Dam Mining Co.	
196	Snake	Middleton	Sheldon, Brace, & Co.	N. Doxey.
197	Do.	Middleton		
198	Snelton	N ^o Ashborne	T. Harrison, Esq.	Peter Pugh.
199	Southfield	Bradwell		
200	Do.	Bradwell		
201	Spar Holes	Matlock Bath		
202	Spar Rake	Middleton		
203	Springflat	Bradwell		
204	Standella	Brassington		
205	Standtohyself	Peak		
206	Stillington	Brassington		
207	Stubbing	Bonsall		
208	Sweetner	Cromford		
209	Swift's Hill Top	Middleton		
210	Sykes Engine	Bradwell		
211	Tail Edge	Cromford		
212	Thumpersich	Middleton		
213	Tideslow	Tideswell		
214	Two Rakes	Peak		
215	Upper Ball'd Meer	Brassington		
216	Upper Cross	Bradwell Moor	John Hall	Philip Middleton.
217	Valentine	Hucklow		
218	Wakebridge	Orich	Wass & Co.	Job Bunting.
219	Watergroove United	Eyam	T. J. Parker	George Maltby.
220	Waterholes	Brassington		
221	Waterholes	Hassop	Cornelius Taylor	Cornelius Taylor.
222	Waterhole	Haslop		
223	Waterpits	Bonsall		
224	Watersaw Rake	Ashford		
225	Watts	Castleton	Ashton & Co.	Jacob Tym.
226	Welshman's Venture	Middleton		
227	White Flat	Elton		
228	White Hillocks	Matlock		
229	White's Founder	Wirksworth	Wass and Co.	Nehemiah Doxey.
230	White's Coe	Hassop	Ann Barker	Luke Barker.
231	Wide Rake	Ashford		
232	Windy	Bradwell	Geo. Hallam	R. Hallam.
233	Wood Cock	Bradwell		
234	Wrangling Rake	Castleton		
235	Yield	Bonsall		

SHROPSHIRE.*

H.M. Inspector, T. F. EVANS, AMLWCH, ANGLESEA.

No.	Mines.	Minerals chiefly raised.	Situation.	Name of Company or Proprietor.	Manager (<i>Italics</i>) and Chief Agent.
1	West Tankerville	☒	N.E. Shelve	West Tankerville Mining Co.	<i>Arthur Waters.</i>
2	The Tankerville†	☒	Ditto	The Tankerville Mining Co.	<i>Arthur Waters.</i>
3	Perkins Beach	☒	Ditto	Perkins Beach Mi- ning Co. (<i>Lim.</i>)	S. Morris Ridge.

* Maps of Shelve Mining District and Minsterley, including run of lodes in most of the Mines, are amongst the Mining Records.

† The old Batholes Mine.

No.	Mines.	Minerals chiefly raised.	Situation.	Name of Company or Proprietor.	Manager (<i>Italics</i>) and Chief Agent.
4	Bog. P.S.	L	S. of Shelve	The Bog Mining Co. (<i>Limited</i>).	<i>W. J. Harris.</i> John Delbridge.
5	Pennerley <i>Stiperstone Mines.</i>	L-Z	S. of do.	Pennerley Mining Co. (<i>Lim.</i>)	Enoch Parry.
6	New Central Snailbeach	L	N.E. do.	The New Central Snailbeach Mining Co.	
7	Leeds Rock House, or S. Bog.	L	Shelve near Minsterley.	Leeds Rock House Mining Co., John Gledhill.	<i>Edward Gledhill.</i>
8	Rhadley Stiperstones	L & Z	S.E. of Shelve	Rhadley Mining Co.	Edward Wardman.
9	Roman Gravels and Sawpit.	L	N.W. do.	Roman Gravels Mining Compy. (<i>Limited</i>); F. E. Wilson, <i>Sec.</i>	<i>Arthur Waters.</i>
10	Roman Gravels, South	L	Ditto	Ditto	John W. Powning.
11	Roman Gravels, West	Z	Chirbury	Waters, Darwin, and Ridge.	John Hallamore.
12	Rorrington or West Snailbeach.	L	S.W. Shelve	Booth and Co.	Booth.
13	Snailbeach	L & Z	N.E. Shelve	Snailbeach Mining Company.	<i>Henry Dennis.</i> John Job Clerk.
14	Stiperstones, West	L	S. do.	Cooke and Co.	<i>Richard Smitham.</i>
15	Stipertones Consols		{ Headmont, Squilver Hill }	West Stiperstones Mining Co.	
16	Weston. P. S.	Z	W. Shelve	Cliffdale Mining Co.	Richard Croft, <i>Secy.</i>
17	Ladywell. P. S.	L	S.W. do.	Lady Well Mining Company.	<i>Lady Waters.</i>
18	Wotherton	Z	N.W. do.	Wotherton Min. Co.	Enoch Parry.
19	Ditto	Z	N.W. do.	M. Maginnis	Robert Williams.
20	Shelve Pool			Shelve Pool Mining Company.	<i>Arthur Waters.</i>
21	Old Bathole				<i>Arthur Waters.</i>

GUMBERLAND.

H.M. Inspector, T. F. EVANS, AMLWCH, ANGLESEA.

ALSTON DISTRICT.

1	Ayleburn	L	Alston	Ayleburn Min. Co.	J. P. Walton.
2	Bentyfield, E. End— Sun Vein. P.	S-L	Alston Moor†	Alston Moor Mining Co.	<i>Jacob Craig.</i> Ditto.
3	Bentyfield, S. Vein— West End. P.	Do.	Ditto		
4	Black Syke. P.*	Do.	Alston	J. P. Walton & Co.	<i>John P. Walton.</i>
5	Blagill. P.	Do.	Ditto	T. Wilson, Joseph Dickinson, & Co.	<i>Joseph Walton.</i>
6	Birohy Bank. S.*	Do.	Ditto	T. Wilson and T. Crawhall & Co.	Isaac Walton.
7	Brown Gill. P. S.	Do.	Ditto	London Lead Co.	<i>R. W. Bainbridge.</i>
8	Brownley Hill	Do.	Ditto	J. P. Walton & Co.	<i>John P. Walton.</i>
9	Bulman Hill	L	Osaby	Walton and Co.	<i>J. P. Walton.</i>
10	Calvert	L	Alston	Wilson, Lister, & Co.	<i>Joseph Walton.</i>
11	Capel Clough. P.	S-L	Alston	London Lead Co.	<i>R. W. Bainbridge.</i>
12	Carrs and Hanging Shaw. P.	Do.	Ditto	Ditto	<i>Ditto.</i>
13	Carr's West of Nent. P.	Do.	Ditto	Carr's W. of Nent Mining Compy.	J. Blacklock.
14	Cowper Dyke Heads. P.	L	Ditto	London Lead Co.	<i>R. W. Bainbridge.</i>
15	Crag Green, N. Vein. P.*	S-L	Ditto	J. P. Walton & Co.	<i>John P. Walton.</i>
16	Douke Burn, East End. P.	Do.	Ditto	Dr. De May and Co.	<i>John Peart.</i>
17	Dowke Burn, West End or Cash Well. P.				
18	Dowgang Veins	S-L	Alston	Dowgang Min. Co.	<i>Jonathan Walton.</i>
19	Dowpot Syke. P.	Do.	Ditto	John Carruthers and Co.	John Peart.
20	East Crossfell		Kirkland	Major Bell	<i>Joseph Walton.</i>
21	Fletcheras. P.*	Do.	Alston	London Lead Co.	<i>R. W. Bainbridge.</i>
22	Farnbery. P.		Ditto	J. P. Walton & Co.	<i>Jonathan Walton.</i>
23	Flow Edge		Ditto	John Carruthers	John Peart.
24	Gilderdale & Whitley	Do.	Ditto	London Lead Co.	<i>R. W. Bainbridge.</i>
25	Gallygillyke & Bents. P.	Do.	Alston Moor	J. F. Masser & Co.	<i>John Peart.</i>

* Suspended.

† The Alston Moor Mines are for the most part included in the Greenwich Hospital Manor Maps, of which there are copies in the M. R. O.

No.	Mines.	Minerals chiefly raised.	Situation.	Name of Company or Proprietor.	Manager (<i>Italics</i>) and Chief Agent.
26	Grassfield. P. - -	S-L	Alston -	Alston Moor Mining Co.; James Dewar, Sec.	<i>Jacob Craig.</i>
27	Guddamgill. P. -	Do.	Ditto -	London Lead Co.-	<i>E. W. Bainbridge.</i>
28	Guttergill, East End -	Do.	Alston Moor -	John Carruthers -	<i>John Peart.</i>
29	Guttergill Vein, West End.*	Do.	Ditto -	Jonathan Davidson and Co.	Thomas Waugh.
30	Holyfield. P. S. -	Do.	Ditto -	D. C. Griffith & Co.	<i>John Peart.</i>
31	Long Cleugh. P. -	L-S	Ditto -	London Lead Co.	<i>Robert W. Bainbridge.</i>
32	Ditto, 2d Sun Vein -	Do.	Ditto -	Ditto - -	<i>Ditto.</i>
33	Middle Cleugh. P. -	Do.	Ditto -	Ditto - -	<i>Ditto.</i>
34	Natrass, Middle Vein. P.	Do.	Ditto -	D. C. Griffith & Co.	<i>John Peart.</i>
35	Nentsbury Green. P.	Do.	Ditto -	Alston Moor Mining Co.	<i>Jacob Craig.</i>
36	Nentsbury Pasture. P.	Do.	Ditto -	Ditto - -	Ditto.
37	Park Grove Iron Vein. P.	Do.	Ditto -	Ditto - -	John Richardson.
38	Peat Stack Hill -	S-L	Ditto -	Ditto - -	Ditto.
39	Priorsdale - - -	L-S	Ditto -	London Lead Co.	<i>E. W. Bainbridge.</i>
40	Rampgill. P. S. -	Do.	Ditto -	Ditto - -	Ditto.
41	Rodderup Fell. P. -	Do.	Ditto -	Thomas Wilson, and Co.	<i>Isaac Walton.</i>
42	Scaleburn. P. - -	Do.	Ditto -	London Lead Co.	<i>E. W. Bainbridge.</i>
43	Slaggy Burn - - -	Do.	Ditto -	Ditto - -	<i>Ditto.</i>
44	Small Cleugh. P. -	Do.	Ditto -	Ditto - -	<i>Ditto.</i>
45	Smittergill Head -	Do.	Ousby - -	W. Smyth & Co. -	J. P. Walton.
46	Thorngill, East End. P.*	Do.	Alston - -	Messrs. Thomas Shaw and Co.	Thomas Shaw.
47	Thorngill Slit. P.* -	Do.	Ditto -	John Richardson and Co.	John Richardson.
48	Thorngill, West End. P.	Do.	Ditto -	J. P. Walton & Co.	John P. Walton.
49	Tyne Bottom. P. - -	Do.	Ditto -	London Lead Co.	<i>E. W. Bainbridge.</i>
50	Windy Brow. P.* - -	Do.	Ditto -	J. P. Walton & Co.	John P. Walton.

*Suspended.

CALDBECK DISTRICT.

1	Roughton Gill and Drygill.	L & C & Z	Caldbeck	by	Caldbeck Fells Consolidated Mining Compy. (<i>Limited</i>).	<i>Jas. Polglass.</i> <i>B. Trevarthan.</i> <i>J. Lamb.</i>
2	Caldbeck Fells - -					
3	Mid Cumberland -	L	Ditto -	-	Walter Gath, Sec. Mid Cumberland Mining Compy., J. Irving, Secy.	<i>W. J. Vercoe.</i>
4	Potsgill - - -	L & C	Ditto -	-	East Cumberland Co.	<i>W. Vercoe.</i>
5	West Cumberland or Driggith.	L	Hesket Market.	New	West Cumberland Mining Co., <i>Lim.</i>	<i>W. B. Jeffery.</i>

FURNESS DISTRICT.

1	High Brow - - -	P	Ditto - -	-	Walton & Cowper	<i>J. P. Walton.</i>
2	Millom - - -	P	Ditto - -	-	Millom Mining Co.	<i>William Borratt.</i>

KESWICK DISTRICT.

1	Force Cragg - - -	L & B	Keswick -	-	Straughton & Co.	<i>John Muse.</i>
2	Barrow, Goldscope, Yewthwaite, and Brandelow Mines -					
3	Helvellyn† - - -	L	Newlands, Keswick.	-	Hy. King, Spark -	<i>Thos. Davidson.</i>
4	Wood End - - -	S-L	Wythburn, Windermere.	-	Helvellyn Mining Co. <i>Limited</i> .	<i>Wm. Wheelhouse.</i> <i>John Muse.</i>
5	Ladstock, Rachel Wood - - -	S-L & Z	Thornthwaite -	-	Saddlebach Mining Co.	<i>John F. Nevin.</i>
6	Thornthwaite Beckstone - - -					
			Keswick -	-	{ The Keswick United Silver Lead Mines Co., <i>Limited</i> - }	<i>Wm. Francis.</i>

† Sometimes called the Wythburn Mines.

No.	Mines.	Minerals chiefly raised.	Situation.	Name of Company or Proprietor.	Manager (<i>Italics</i>) and Chief Agent.
-----	--------	--------------------------	------------	--------------------------------	---

TYNEHEAD DISTRICT.

1	Calvert, East and West	L	Tynehead	Robert Lister	<i>Jos. Walton.</i>
2	Clargill Head P.	Do.	Ditto	Dr. De May	<i>John Peart.</i>
3	Crossfell, West. P. S.	Do.	Ditto	C. Bell and Co.	<i>Jos. Walton.</i>
4	Dosey and Tyne Bags	Do.	Ditto	J. P. Walton & Co.	<i>John Peart.</i>
	Pattor Syke. P.	Do.	Ditto	Dr. De May and Co.	Ditto.
	Tyne Head or Sir John's.	Do.	Ditto	J. Robinson and Co.	<i>George Millican.</i>
	Green Bank	Do.	Ditto	J. Carruthers & Co.	<i>John Peart.</i>

LANGASHIRE.

H.M. Inspector, T. F. EVANS, AMLWCH, ANGLESEA.

1	Coniston	C	Ulverston, Ambleside.	Coniston Mining Co. Bennett Johns, <i>Purser.</i>	<i>Ralph P. Goldsworthy.</i> William Bawden.
2	Tilberthwaite	C	Conistor:	Coniston Mining Co.	Wm. Bawden.
3	Coniston, Great	C	Langdale	The Greenburn Copper Mining Co.	<i>Isaac Williams.</i>

DURHAM AND NORTHUMBERLAND.

H.M. Inspector, T. F. EVANS, AMLWCH, ANGLESEA.

	Allendale, East and West, and Weardale	S-L	Allendale and Weardale.	W. B. Beaumont, M.P.	<i>J. C. Cain.</i>
--	--	-----	-------------------------	----------------------	--------------------

DERWENT DISTRICT.

1	Beldon	L	Derwent	N. Derwent Mining Co.	<i>Joseph Barrow.</i>
2	New Beldon	Do.	Ditto	Derwent Mining Compy., W. S. Harvey, <i>Secy.</i>	<i>John Taylor & Sons.</i> John Morpeth.
3	Derwent Mines. S.	Do.	Ditto	W. Muschamp & Co.	<i>Wm. Muschamp.</i>
4	Healey Field	Do.	Ditto		

TEESDALE DISTRICT.

1	Ashgill Head	S-L	Teesdale	London Lead Co.	<i>Robt. W. Bainbridge.</i>
2	Coldberry	Do.	Ditto	Ditto	<i>Ditto.</i>
3	Coldberry Skears	Do.	Ditto	Ditto	<i>Ditto.</i>
4	Flakebrigg	Do.	Ditto	London Lead Co.	<i>Ditto.</i>
5	Flushamie	Do.	Ditto	Ditto	<i>Ditto.</i>
6	Grass Hill	Do.	Middleton	Joshua Byers & Co.	<i>John Peart.</i>
7	Green Hurth	Do.	Ditto	J. H. Robinson & Co.	Wm. Vipond.
8	Cow Green	Do.	Ditto	Ditto	Ditto.
9	Harwood	Do.	Ditto	Harwood Mining Co.	J. H. Robinson. <i>Robt. W. Bainbridge.</i>
10	Hudshope Head*	Do.	Ditto	London Lead Co.	<i>R. W. Bainbridge.</i>
11	High Skears	Do.	Ditto	Ditto	<i>Robt. W. Bainbridge.</i>
12	Little Eggleshope. S.	Do.	Ditto	Ditto	<i>Ditto.</i>
13	Lodge Syke and Manorgill.	Do.	Ditto	Ditto	
14	Langdon	Do.	Ditto	Langdon Lead Mining Co.; John J. Roddam, <i>Sec.</i>	Thos. Watson.
15	Sharnbury	Do.	Ditto	London Lead Co.	<i>Robt. W. Bainbridge.</i>
16	Pike Law, East and West.	Do.	Ditto	Thos. Wilson and Co.	<i>Jas. and Geo. Coleman.</i>
17	Red Groves	Do.	Ditto	London Lead Co.	<i>Robt. W. Bainbridge.</i>
18	Nairgill	Do.	Ditto	Ditto	<i>Ditto.</i>
19	Trough Head*	Do.	Ditto	J. H. Robinson and Co.	W. Vipond.
20	Wiregill. S.	Do.	Ditto	London Lead Co.	<i>Robt. W. Bainbridge.</i>
21	Willy Hole	Do.	Ditto	J. P. Walton and Co.	<i>John Peart.</i>
22	Snalagill	Do.	Ditto	London Lead Co.	<i>R. W. Bainbridge.</i>
23	Teesdale	Do.	Harwood	Teesdale Mining Co.	J. H. Robinson.

* Suspended.

No.	Mines.	Minerals chiefly raised.	Situation.	Name of Company or Proprietor.	Manager (<i>Italics</i>) and Chief Agent.
-----	--------	--------------------------	------------	--------------------------------	---

TYNESIDE DISTRICT.

1	Fallowfield - -	S-L	Hexham - -	John Cowper and J. P. Walton.	<i>John P. Walton.</i> George Henderson.
2	Howdenside and Brockenheugh.	Do.	Barony of Langley.	J. P. Walton and Co.	G. Henderson.
3	Langley Barony -	L-B	Haydon Bridge.	Bewick and Partners (<i>Lim.</i>)	<i>T. J. Bewick.</i>
4	Moralee Fell - -	S-L	Haydon Bridge	Moralee Mining Co., J. Hepworth, <i>Secy.</i>	<i>F. Bell.</i>
5	Newlandside - -	Do.	Hexham.	---	---
6	Settling Stones -	Do.	Newborough, near Hexham.	Matthew Winter-	<i>Fred. W. Hall.</i> W. Watson.
7	Stonecroft and Grey-side.	Do.	Fourstones, Hexham.	Stonecroft Mining Company.	<i>Thomas Ware.</i>
8	Whinnelley Vein -	Do.	Barony of Langley.	R. Lister and Co.	<i>Robert Lister.</i>

WEARDALE DISTRICT.

1	Bollhope Cornish Haish Yew Tree, and Whitfield Brow.	S-L	Weardale -	London Lead Co.	<i>R. W. Bainbridge.</i>
2	Bollhope Shield -	Do.	Frosterly -	Ditto -	<i>Ditto.</i>
3	Brandon Wells, Rookhope Valley.	Do.	Rookhope Valley, Middleton in Teesdale.	Rookhope Valley Company.	---
4	Broadley Hill - -	Do.	Newbiggin -	Newbiggin Mining Co.	<i>Arthur Hutchinson.</i>
5	Hallywell - - -	Do.	Frosterly -	V. Rippon -	Ord and Maddison.
6	Sunnyside - - -	Do.	Wolsingham -	Wolsingham Lead Company. J. T. Miller, <i>Sec.</i>	J. T. Bell.
7	Weardale Mines -	Do.	Weardale -	W. B. Beaumont, M.P.	J. C. Cain.

WESTMORELAND.

H.M. Inspector, T. F. EVANS, AMLWCH, ANGLESEA.

1	Bayle Hill - - -	L	Kirkby Stephen	London Lead Co.	<i>R. W. Bainbridge.</i>
2	Clouds - - - -	L	Kirkby Stephen	Henry Pease	<i>John Cain.</i>
3	Dufton and Silverband	L	Near Dufton -	London Lead Co.	<i>R. W. Bainbridge.</i>
4	Greenside - - -	S-L	Patterdale -	John Jameson, Wm. Whitwell, A. B. Smith, J. Thompson, <i>Directors.</i>	<i>Thomas Taylor.</i>
5	Hardshins - - -	L	Teeside - - -	London Lead Co.	<i>R. W. Bainbridge.</i>
6	Hartley Birket - -	L	Kirkby Stephen	Henry Pease -	<i>John Cain.</i>
7	Hilton, Murton, and Mallerstang.	S-L	Near Hilton -	London Lead Co.	<i>R. W. Bainbridge.</i>
8	Nether Hearth - -	S-L	Teeside - - -	Nether Hearth Mining Company.	William Vipond.
9	North Stainmore* -	S-L	Near Brough -	J. P. Walton & Co.	Thomas Walton.
10	Silverband* - - -	L	Ditto. - - -	London Lead Co. -	<i>R. W. Bainbridge.</i>

YORKSHIRE.

H.M. Inspector, T. F. EVANS, AMLWCH, ANGLESEA.

1	Braithwaite* - - -	L	East Wilton -	Jos. Wigham & Co.	Thos. Rumbould.
2	Lunehead - - - -	L	Lunedale - -	London Lead Company.	<i>R. W. Bainbridge.</i>
3	Whitewell - - - -	L	Higher Division of Forest of Bowland.	Whitwell Mining Co. (<i>Limited</i>); John Fowler, <i>Sec.</i>	<i>William Hoyle.</i>

AIREDALE DISTRICT.

1	Cononley - - - -	L	4m. from Skipton	Duke of Devonshire	<i>James Ray Eddy.</i>
2	Cowling - - - -	L	Ditto - - - -	- - - -	<i>T. Ward.</i>

* Suspended.

No.	Mines.	Minerals chiefly raised.	Situation.	Name of Company or Proprietor.	Manager (<i>Italics</i>) and Chief Agent.
NIDDERDALE DISTRICT.					
1	Hebden Moor	L	Skipton	Hebden Moor Mining Co.	Wm. Hill.
2	Craven Cross*	L	Greenhow Hill, Pateley Bridge.	John Snell & Co.	<i>Wm. Newbould.</i>
3	Craven Moor	L	Appletreewick	Messrs. Sharp	<i>D. Williams.</i>
4	Sunside Mine, <i>Cockhill</i>	L	Greenhow Hill, Pateley Bridge.	Sunside Mining Co.	<i>Wm. Newbould.</i>
5	Sunside and Merrifield†	L	Ditto	Sunside Mining Co.	Wm. Marshall.
6	Stoney Groves	L	Ditto	Burnaby & Hutchinson; Thomas Sykes, <i>Sec.</i>	<i>W. Newbould.</i>
7	Yorkshire	L	Ditto	Yorkshire Mining Comp.; J. Gledhill, <i>Sec.</i>	<i>W. Newbould.</i>
SWALEDALE AND MELSONBY DISTRICT.					
1	Arkendale or Arkengathdale.	L	Reeth	Arkendale Mining Co.	<i>Matthew Woodward.</i> Jos Craig.
2	Bezy	L	Ditto		Thomas Mason.
3	Beldi Hill	L	Ditto	<i>Beldi Hill Co.</i>	James Alderson Clarkson.
4	Blakethwaite*	L	Ditto	Sir G. Denys	Thomas Raw.
5	Ellerton Moor	L	Ditto	Grinton and Ellerton Mining Co.	Emmerson Alderson.
6	Fell End	L	Ditto	Fell End Co.; J. A. Clarkson, <i>Sec.</i>	<i>Richard Peacock.</i> S. Cherry.
7	Grinton P. S.	L	Ditto	<i>Grinton and Ellerton Mining Co.</i>	<i>Emmerson Alderson.</i>
8	Hurst	L	Ditto	<i>The Hurst Co.</i>	Ralph Metcalfe.
9	Merrybent	L	Melsonby	Merrybent Mines Co.	<i>Anthony Robinson.</i>
10	Old Gang	L	Swaledale	<i>Old Gang Co.</i> ; J. A. Clarkson, <i>Sec.</i>	<i>Sam. Richardson.</i> Simon Cherry.
11	Kisdon	L	Ditto.		
12	Swinnergill†	L	Ditto.	A. D. Lead Mining Co., Mr. Cooper.	Thomas Raw.
13	Surrender	L	Ditto	Sir George Denys	<i>Thomas Raw.</i>
14	Whitaside	L	Ditto	<i>Whitaside Mines Co.</i>	Frans. Garth.
WENSLEYDALE DISTRICT.					
<i>N. side of Valley.</i>					
1	Aithwaite End	L	8 mls. from Leyburn	Lightfoot's Devises	(<i>Suspended.</i>)
2	Apedale Head	L	9 " "	Lord Bolton	<i>John Tattersall.</i>
3	Brownfield	L	8 " "	Lord Bolton	Dobson and Co.
4	Keld Heads	L	3 " "	<i>Keld Heads Co.</i>	Jonathan Coats-
5	Gavel, Bishopsdale	L	5 " "	<i>Thos. Kirkby, Ch.</i>	worth.
6	Gavel, Bishopsdale	L	4 " "	H. T. Robinson.	
7	Sargill Side	L	15 mls. from Leyburn	Henry Pease	<i>John Cain.</i>
8	Virgin	L	7 " "	Virgin Mines Co.	Geo. Harker.
8	Woodhall*	L	9 " "	Woodhall Mining Co.	J. Raisbeck.
<i>S. side of Valley</i>					
9	Aysgarth Moor	L	9 mls. from Leyburn	H. T. Robinson	Costobadie and Co.
10	Thornton Moor*	L	10 " "	Lord Bolton	Percival and Co.
11	Walden Head and* Wasset Fell.	L	13 " "	H. T. Robinson	Thwaite and Co.
12	Wet Groves	L	Askrigg	J. H. Bowman & Son.	<i>John Tattersall.</i>
WHARFEDALE DISTRICT.					
1	Blubberhouses	L	Near Otley	Blubberhouse Mining Co.	Wm. Stead.
2	Appletreewick*	L	9 m. from Skipton.	Appletreewick Co.; Thos. Marshall, <i>Sec.</i>	Wm. Newbould.
3	Perseverance	L	Blubberhouses	Lord Walsingham	<i>W. S. Winn.</i>
4	Burhill	L	11 m. from Skipton	Burhill Mining Co.	<i>Geo. Demain.</i>
5	Mossdale	L	Conistone, Kettlewell.	Moordale Mining Co.	<i>John E. Place.</i>
6	Elbolton	L	Linton, Skipton	Wilkes & Co.	<i>Joshua Mason.</i>
7	Gavel Buckden	L	20 m. from Skipton.	Lodge, Marshall, and Bowdin.	<i>Bernard Lodge.</i>
8	Grassington. P. S.	L	Skipton	Duke of Devonshire	<i>James Ray Eddy.</i>
9	Grimwith	L	14 m. from Do.	Grimwith Mining Co.; Thos. Sykes, <i>Sec.</i>	Wm. Hawley.

* Suspended.

† Prosperous, Providence, and a part of Merrifield forms Nidderdale mine, and is now included in Sunside and Merrifield.

‡ A portion of Blakethwaite.

No.	Mines.	Minerals chiefly raised.	Situation.	Name of Company or Proprietor.	Manager (<i>Italics</i>) and Chief Agent
10	Kettlewell or Silver Bake.	L	18 m. from Skipton.	J. F. Masser -	<i>J. R. Place.</i>
11	New Providence -	L	Skipton -	Charlton & Co.	—
12	Old Providence -	L	17 m. from Do. -	W. Sykes Ward -	<i>John E. Place.</i>
13	Starbotton Cam -	L	18 m. from Do.	-	Charles Lodge.
14	Wharfedale -	L	Kettlewell -	Wharfedale Mining Co.; W.H. Burrill, <i>Sec.</i>	<i>J. R. Place.</i>
15	Yorkshire -	L	14 m. from Skipton.	London Lead Co.	<i>R. W. Bainbridge.</i>

STAFFORDSHIRE.

H.M. Inspector, THOMAS WYNNE, STONE.

1	Fair Oaks -	L	Cannock Chase	-	<i>J. Molyneux.</i>
2	Ecton. S. -	C & L	Warslow	Ecton, Clayton, and Waterbank Comp.; Mather, <i>Secy.</i>	<i>Joseph Beriaford.</i>
3	Clayton -				
4	Waterbank -				
5	New Dale -	L & Z	Ditto	New Dale Mining Co.	<i>Richard Niness.</i>
6	Shore Hill -	C	Cannock Chase	W. Ward, <i>Sec.</i>	<i>J. Molyneux.</i>

CHESHIRE.

H.M. Inspector, JOSEPH DICKENSON, PENDLETON, MANCHESTER.

1	Alderley Edge. P. -	L & C	Alderley	Alderley Edge Mining Co. (<i>Lim.</i>)	<i>John Lawton.</i>
---	---------------------	------------------	----------	--	---------------------

WALES.

CARDIGANSHIRE.

H.M. Inspector, T. F. EVANS, AMLWCH, ANGLESEA.

1	Allt-y-Crib -	L	7 miles from Aberystwith.	Allt-y-Crib Co. -	James Loedham.
2	Allt-y-Crib, West* -	L	" "	Tanyralt Mining Co.	C. Herbert Stokes.
3	Blaen-Caelan -	L	11 " -	Blaen Caelnant Co.	James Leedham.
4	Blaendyffryn -	L	8 " -	Blaendyffryn Mining Co. (<i>Lim.</i>)	<i>J. B. Balcombe.</i>
5	Bronmwyn -	L	17 " -	Bronmwyn Co. -	Jas. Dunkin.
6	Bronfloyd -	L	" -	Bronfloyd Comp.; J. B. Balcombe, <i>Sec.</i>	<i>E. Northey.</i>
7	Bryn Arian and Pen-sarn.	L	Taliesin -	R. S. Sadler -	John Ridge.
8	Brynystwith -	L	-	Brynystwith Co. -	<i>John Kitto.</i>
9	Bwadrain -	L	10 miles from Aberystwith.	Bwadrain Mining Company (<i>Lim.</i>)	<i>W. Battye.</i>
10	Bwlch Consols -	S-L	8 " -	Bwlch Consols Co. (<i>Lim.</i>)	R. Northey.
11	Bwlch-styllan -	L	12 " -	Bwlch-styllan Mining Co. (<i>L.</i>)	<i>Robt. Northey.</i>
12	Cae Gynon or Glan-rheidol United.	L	9 " -	Caegynon Lead Mining Comp., F. Reed Wilson.	<i>E. Northey.</i>
13	Caenant -	S-L	Goginan -	C. E. Hayward -	<i>Thomas Hodge.</i>
14	Cardigan Old Bog -	L	Ponterwydd -	Cardiganshire Old Bog Mining Co.	<i>Jas. Phillips.</i>
15	Cefn Brwyno -	L	9 miles from Aberystwith.	Murchison & Co. -	<i>James Overton.</i>
16	Clara Consols -	L	11 " -	Clara Consols Co. (<i>Lim.</i>); Wm. Battye, <i>Sec.</i>	Jas. Paull.
17	Court Grange -	L	Ponterwydd.	Court Grange Co.	<i>N. Bray.</i>
18	Crown -	L	Ditto -	Harvey & Co.	-
19	Cwm-Erfin. P. S. -	L	9 miles from Aberystwith.	Cwm Erfin Co. -	<i>John Taylor & Sons.</i>
20	Cwm-Sebon or South Darren. P. S.	S-L	7 " -	J. H. Murchison & Co.	<i>John Williams.</i>
					<i>John Boundy.</i>

* Now Tanyralt.

No.	Mines.	Minerals chiefly raised.	Situation.	Name of Company or Proprietor.	Manager (<i>Italics</i>) and Chief Agent.
21	Cwmystwyth. P. S. -	L	17 miles from Aberystwith.	Cwmystwyth Co. (<i>Lim.</i>)	<i>John Taylor & Sons.</i> W. Mitchell.
22	Darren, East. P. -	S-L	7 " - -	East Darren Co. (<i>Lim.</i>)	<i>John Taylor & Sons.</i> James Garland.
23	Darren, Great - -	L	6 " - -	E. Girdwood	<i>George Green.</i>
24	Darren, South - -	C & L	7 " - -	J. H. Murchison and Co.	John Boundy.
25	De Broke - - -	L	15 " - -	De Broke Co. (<i>Lim.</i>)	<i>Hy. E. Taylor.</i> Wm. Michell, junr.
26	Dolclettwr - - -	L	Taliesent - -	Richd. Gibbs -	T. Williams.
27	Dolwen - - -	L	15 miles from Aberystwith.	Dolwen Co. -	<i>J. B. Balcombe.</i> David Evans.
28	Drisgol - - -	M-O	- - - -	C. Hubert Stokes	John Davies.
29	Eaglebrook - - -	L	13 " - -	Eaglebrook Mining Company (<i>Lim.</i>)	<i>H. Tyack.</i> Henry Tyack.
30	Ella - - -	L	Ystradmewing-Llanfhangel -	R. Girdwood -	<i>Geo. Green.</i>
31	Esgair Hir - - -	L	- - - -	Esgair Hir Mining Co.	John Williamson.
32	Esgair Lle - - -	L	{14 miles from Aberystwith.}	Great West Van Co. (<i>Lim.</i>)	<i>J. Roach.</i> Wm. Branwell.
33	Do. (West) - - -	L	- - - -	- - - -	Ed. Harvey. <i>G. Green.</i>
34	Esgair Mwyn - - -	L	17 " - -	R. Girdwood -	<i>John Williams.</i>
35	Florida - - -	L & Z	17 " - -	Florida Mining Co.	<i>George Green.</i>
36	Gertrude or Devil's Bridge.	L	Devil's Bridge -	Gertrude R. Girdwood.	- - - -
37	Goginan P. S. -	S-L	7 miles from Aberystwith.	Goginan Co. -	<i>John Taylor & Sons.</i> James Paull.
38	Grogwinion - - -	L	12 " - -	Grogwinion Mining Co., George Bedford, Sec.	<i>John Kitto.</i>
39	Havan and Henffêlch	L	10 " - -	Strousburg & Co.	W. Prosser.
40	Ella or Hendre-felin -	L	15 " - -	Gertrude R. Girdwood.	<i>G. Green.</i>
LISBURNE MINES:—					
41	Frongoch - - -	L	12 " - -	Lisburne Mines Co. (<i>Limited</i>).	<i>John Taylor & Sons.</i> <i>Henry Taylor.</i> Thomas Ball.
42	Frongoch, West - - -	L	12 " - -		
43	Glog-fach - - -	S-L	16 " - -		
44	Glog-fawr - - -	L	16 " - -		
45	Graigoch - - -	L	13 " - -		
46	Log-y-las, East. S.	L	14 " - -		
47	Llawr-cwm-bach - - -	L	10 " - -		
48	Llywernog - - -	L	11 " - -	C. E. Hayward -	<i>J. Phillips.</i>
49	Melin-ddwr - - -	L	7 " - -	Balcombe and Co. Melin-ddwr Mining Co.; E.C. Ravenscroft, Sec.	<i>John Evans.</i> <i>John Kitto.</i>
50	Mines, Royal - - -	M	- - - -	The Plynlimon Mining Co.; J. H. Murchison, Sec.	<i>John Garland.</i>
51	Plynlimon - - -	L	16 " - -	- - - -	- - - -
52	Plynlimon, South - -	L	Devil's Bridge -	- - - -	John Walters.
53	Llywernog - - -	L	9 miles from Aberystwith.	Llywernog Co. (L.)	<i>J. B. Balcombe.</i> John Davis.
54	Powell Consolidated -	L	Ponterwyd -	Powell Consolidated Mines Company (<i>Limited</i>); G.H. Moss, Sec.	<i>N. Bray.</i>
55	Rheidol Mine - - -	L & B	Goginan -	Rheidol Mining Co.	John Ridge.
56	Rheidol United. P. S.	L & Z	10 miles from Aberystwith.	W. Spooner and Co.	R. Ridge.
57	Rhyscoe - - -	L & C	26 " - -	A. Marsden and Co.	A. Marsden.
58	Tan-y-ralt - - -	L	7 " - -	Tan-y-ralt Silver Lead Mining Co.	<i>C. Herbert Stokes.</i>
59	Tyllwyd - - -	S-L	Cwmrheidol -	Tyllwyd S.L. Mining Co.	John Paul.
60	Tynyfron - - -	L	9 miles from Aberystwith.	Robt. Northey -	Robt. Northey.
61	Vale of Rheidol - - -	L	- - - -	- - - -	<i>John Paull.</i>
62	Vaughan - - -	L	8 " - -	Vaughan Mining Co. (<i>Lim.</i>)	<i>John Taylor & Sons.</i> Jas. Garland.
63	West Cwm Erfin - - -	L	7 " - -	West Cwm Erfin Co.	<i>J. Taylor & Sons.</i> James Paull.
64	Van Great West - - -	L	Pontnewyd -	Matthew Green and Co.	<i>Jas. Roach.</i> W. Branwell.

RADNORSHIRE.*H.M. Inspector, T. F. EVANS, AMLWCH, ANGLESEA.*

1	Cwm Elan* - - -	L	Rhayarder -	Cwm Elan Mining Co.	W. Goldsworthy.
---	-----------------	----------	-------------	---------------------	-----------------

* Suspended.

No.	Mines.	Minerals chiefly raised.	Situation.	Name of Company or Proprietor.	Manager (<i>Italics</i>) and Chief Agent.
-----	--------	--------------------------	------------	--------------------------------	---

PEMBROKESHIRE.

H.M. Inspector, T. E. WALES, SWANSEA.

1	Llanfymach	L	Newcastle Emlyn	Messrs. Lawson and Evans.	<i>L. H. Evans.</i>
---	------------	---	-----------------	---------------------------	---------------------

MERIONETHSHIRE.

H.M. Inspector, T. F. EVANS, AMLWCH, ANGLESEA.

1	Aberdovey*	L	Towyn	Liscombe & Co.	—
2	Bwlch-y-plwm	L	Llanfrothen	R. Ormsby Gore	Wm. Cassen.
3	Csenant*	L	Llanfrothen	Williams, Jones, & Co.	Wm. Williams.
4	Catherine and Jane	L	Penrhyn	Mereweather & Co.	<i>Geo. Williams.</i>
5	Cwmhesian*	L	Dolgelly	Wm. E. Collett	T. N. Roberts.
6	Cyfanid	L	"	L. H. Evans	Jno. Jones.
7	Cyfranidd	L	"	Cyfranidd Mining Co.	Wm. Whitehouse.
8	Cyfranidd Bach*	L	"	Cyfranidd Bach Co.	<i>St. Williams.</i>
9	Dolfrwynog, West	L	"	Wm. E. Collett	<i>E. H. Roberts.</i>
10	Drws-y-nant	L	Drws-y-Nant	Liverpool Co.	Hy. Hotchkiss.
11	Fuchel-wen*	L	Telsarnan	Williams & Co.	John Williams.
12	Great Rook*	L	Corw	Rock Mining Co.	<i>John Kemp.</i>
13	Glanilwyd	L	Dolgelly	Readwin & Co.	John Parry, jun.
14	Glasdir	L	"	Glasdir Mining Co.	W. G. Roberts.
15	Gwynfynydd	L	"	New Gwynfynydd Mining Co.	F. M. Roberts.
16	Harlech Lletty	P	Llanfihangel-y-Traethau.	Edward Jones, Esq.	E. Lloyd.
17	Great Manod	L	Festiniog	B. L. Barrow	<i>S. Roberts.</i>

CARNARVONSHIRE.

H.M. Inspector, T. F. EVANS, AMLWCH, ANGLESEA.

1	Aberllyn	L & Z	Bettws-y-coed	Williams & Jones	<i>Isaac Williams.</i>
2	Alltwen	L & Z	Llanrwst	Adam Eyton	John Davies.
3	Abersoch	L	Abersoch-Pwllheli.	Assheton Mining Co. (<i>Limited</i>).	<i>M. H. Whitford.</i>
4	Bryn Cenhadon	L	Trefriw	John Roberts	<i>W. Tipton.</i>
5	Brynesteddfof	L	Llanrwst	Thomas Cartwright	<i>Owen E. Hughes.</i>
6	Bwlchgern	L	Llanrwst	G. Williams & Co.	John Roberts.
7	Bwlchycyrau	L	Bettws-y-coed	John Jones & Co.	T. Evans.
8	Cae Coch or Cwmlanerch.	P	Trefriw	Wm. Hill and Sons	(<i>Standing.</i>) <i>Robert Williams.</i>
9	Clogwynoch*	L	Carnarvon	E. Sillifant	<i>E. Sillifant.</i>
10	Coedmawr-pool	L	Bettws-y-Coed	E. W. Thomas	Edward Edwards.
11	Corlanfarchog	L	Dolwydellan	Adam Eyton	John Taylor.
12	Cwm Dwyfor	L	Llanfihangel	C. D. Mining Co.	John Davies.
13	Cwmdylli or Great Snowdon Mountain.	L	Llanberis	The Great Snowdon Copper Mining Co.; J.B. Crosbie, <i>Sec.</i>	Thomas Collier. <i>Edward Spargo.</i>
14	Denis	L	Pwllheli	Williams and Co.	<i>Ed. Griffiths.</i>
15	Drws-y-Coed	L	Nantlle	Drws-y-Coed Co.	Thomas Lewis.
16	Ffrith Coedmawr*	L	Llanrwst	Jones and Roberts	Isaac Jones.
17	Foelddu or Willoughby Mine.	L & Z	Ditto	Murchison and Pyne.	H. Nottingham.
18	Fuchelias*	L	Ditto	Hitchins and Newton.	<i>William Bennett.</i>
19	Great Mountain	L	Nantlle	Great Mountain Co.	John Hutton.
20	Gwalthucha'	L	Llanrwst	Edwards & Co.	Thomas Evans.
21	Hafna	L	Ditto	Barkus and Reed	<i>William Bennett.</i>
22	Hafod-y-porth	L	Bedgellert	W. & H. Jones	John Roberts.
23	Llanfaiarn	L	Pwllheli	John Cowper.	—
24	Llanberis	L	Llanberis	Wallace W. Cragg	W. Lloyd Williams.
25	Llandudno	L	Llandudno	David Lloyd	David Lloyd.
26	Llanrwst, formerly Bwlchyr Hairn.	L	Llanrwst	Llanrwst Lead Mining Co.	<i>Robert Knapp.</i>
27	Llywdd-bach	L	Bedgellert	—	Bine Davies.
28	Pantwyn	L	Abersoch	Pantwyn Min. Co.	Alfred Evans.
29	Penant	L	Bedgellert	H. Jones and Roberts.	—
30	Portnigel	L	Abersoch	Portnigel Min. Co.	Alfred Evans.

No.	Mines.	Minerals chiefly raised.	Situation.	Name of Company or Proprietor.	Manager (<i>Italics</i>) and Chief Agent.
32	Penraig - - -	L & Z	Llanrwst -	Thomas Goddard & Co.	<i>T. Goddard.</i>
33	Penrhyn - - -	L	Llanfrothen -	W. Cassontor -	W. Edwards. William Johns.
34	Ralltwen - - -	L	Bwlchyrhaiarn -	Adam Eyton -	—
35	Ehenadrwst - - -	L	Llanrwst -	John E. Jones -	<i>John Davies.</i>
36	Symdde Dylluan -	C	Nantlle - - -	Symdde Dylluan Co.	<i>John Roberts.</i>
37	Sygyr - - - -	C	Bodgellert -	Mrs. McKillar -	W. S. Searle.
38	Tan y Bwlch - - -	L	Abersoch, Pwlhelli.	Tan y Bwlch Mining Co.	J. S. Cambell. <i>Capt. Jaffroy.</i>
39	Tyntwll - - - -	L	Llanrwst -	Jehu Hichens & Co.	Wm. Bennetts.

CAERMARTHENSHIRE.

H.M. Inspector, THOMAS E. WALES, SWANSEA.

1	Vale of Towey, now Bryn Towy & Nant.	L	Cardmarthen -	Jas. Gundry, A. Waters, & Co.	<i>Arthur Waters.</i>
2	Gilfach - - - -	L	Ditto - - -	Silver Lead Mining Co.	<i>J. Cardow.</i>
3	Nant-y-Mwyn - -	L	Llandovery -	Williams and Co.	<i>Thomas Michell.</i>

BRECKNOCKSHIRE.

H.M. Inspector, T. F. EVANS, AMLWCH, ANGLESEA.

1	Nant-y-Car - - -	C & L	Llanwrthwl -	Geo. R. Tetsy -	James Skimming. Henry Phillips.
---	------------------	------------------	--------------	-----------------	------------------------------------

MONTGOMERYSHIRE.

H.M. Inspector, T. F. EVANS, AMLWCH, ANGLESEA.

1	Aberdaunant - - -	L	Llanidloes -	Aberdaunant Mining Co.	Simon Toy.
2	Bachelddon - - -	L	Llanidloes, 14 m. from.	Dunford and Co.	E. Davies.
3	Berwyn - - - -	<i>Phosphate of Lime.</i>	Llanderfel -	F. C. Hills & Co.	D. E. Davies.
4	Brynpostig, New* -	L	S. of Llanidloes	New Brynpostig Mining Co.	<i>J. Kitto.</i>
5	Cae Conroy or Ty-Isa	L	12 miles from Machynlleth.	Sir John Conroy -	T. Owen.
6	Caylan - - - -	L	Ditto - - -	Caylan Mining Co.	<i>John Hughes.</i>
7	Cwmbyr - - - -	L	Machynlleth -	Vaughan, Hand & Co.	<i>N. Bray.</i>
8	CwmVron and Altifus*	L & Z	Llanidloes -	Wm. Battye, Sec. Cwm Vron Mining Co., E. W. Layton, Sec.	<i>John Kitto.</i>
9	Cwm Ricket and Maesnant.	L	- - - -	Cwm Ricket Mining Co.	<i>Thos. Grenfell.</i>
10	Cwm Tudor - - -	L	Machynlleth -	C. Hubert Stokes	<i>Edwd. Williams.</i>
11	Cyfarthfa - - -	C & L	Ditto, 11 m. from	Thomas Savin -	<i>Edwd. Williams.</i>
12	Dyllife - - - -	C & L	Llanidloes, 10 m. from	Dyllife Lead Mining Co.	<i>E. Dean.</i>
13	Dwfnwgwm - - -	L	Ditto, 10 " -	G. Hadley and Co.	<i>J. Evans.</i> <i>George Hadley.</i> <i>Edward Davies.</i>
14	East Cwm Vron or Capel Benhogiog.*	L	Ditto - - -	East Cwm Vron Mining Co.	<i>John Kitto.</i>
15	Esgair Llyn - - -	—	Machynlleth -	C. Hubert Stokes	<i>Isaac Williams.</i>
16	Glangwddn - - -	L	- - - -	Wm. Lefreux, Sec.	J. Barton.
17	Glan Severn - - -	L	9 miles from Llanidloes.	Glan Severn Mining Co.; W. H. Harrison, Sec.	<i>John Kitto.</i>
18	Llanerchyr - - -	L	12 miles from Machynlleth.	Sir John Conroy -	<i>Thomas Owen.</i>
19	Llangynog, East -	L	Llanrpaidr -	E. Llangynog Mining Co.	<i>Jas. Hill.</i> <i>E. Pascoe.</i> <i>James Hill.</i>
20	Llangynog, New, formerly Willoughby.	L	Ditto - - -	New Llangynog Mining Co.; George Haswell, Sec.	—
21	Llanidloes Huel Vau*	L	Llanidloes -	Van Mining Co. -	<i>John Kitto.</i>
22	Llechweddmaur - -	L	- - - -	C. Hubert Stokes	<i>John Davies.</i>
23	Moel-fadian - - -	C	Machynlleth -	C. Hubert Stokes	<i>Isaac Williams.</i>
24	Nant-y-ago - - -	L	Llanidloes, 12 m. from.	Wm. J. Lefreux -	J. Burton.
25	Nant-y Ricket - -	C	Llanidloes -	Nant-y Ricket Mining Co.	D. Cameron Park.
26	Pengwern - - - -	L	Llanidloes, 12 m. from.	Llangynog Mining Co.	<i>Capt. Knotwell.</i>

* No produce in 1873.

No.	Mines.	Minerals chiefly raised.	Situation.	Name of Company or Proprietor.	Manager (<i>Italics</i>) and Chief Agent.
27	Pen-y-elyn - -	L	Llanidloes, 3 m. from.	Pen-y-elyn Mining Co.	<i>Wm. Clemence.</i> Leigh Howell.
28	Rhos-wyddol and Bacheiddon.*	L	Machynleth -	Rhoswyddol Mining Co. (<i>Lim.</i>)	<i>George Green.</i>
29	Rhiwarth - -	L	Llanidloes -	Llangyrog Mining Co.	Geo. Haswell.
30	Siglanlass* - -	L	Ditto -	Siglanlass Mining Co.	<i>Edwin Harvey.</i>
31	Van - - -	L	Ditto, 3 miles -	Van Mining Co., W. T. Lavington, Sec.	<i>William H. Williams.</i>
32	Van South - -	L	Llanidloes, 3 m. from.	Montgomery Lead and Barytes Co., (<i>Lim.</i>)	James Roach.
33	Van Consols - -	L & S			James Roach.
34	Van, East - -	L	- - -	East Van Mining Co.	<i>Wm. H. Williams.</i>
35	Van, North - -	L	- - -	N. Van Mining Co.	<i>W. H. Williams.</i>
36	Van, South - -	L	Ditto - - -	S. Van Mining Co.	James Roach.

DENBIGHSHIRE.

H.M. Inspector, T. F. EVANS, AMLWCH, ANGLESEA.

1	Clegir Mawr - -	L	Llangollen -	Clegir Mawr Co. -	J. Kemp.
2	Eglwyseg Extension -	L	Ditto -	C. B. Dyer & Co.	<i>C. B. Dyer.</i>
3	Glanalyn - -	L	Llanferres -	- - -	Wm. Roberts.
4	Llanarmon - -	Do.	Mold - -	Wm. Bartlett and Hy. Chapman.	<i>Aaron Ede.</i>
5	Minera - - -	L	Wrexham -	Minera Mining Co.; John Fraser, Sec.	<i>John Darlington.</i>
6	Minera Boundary -	L	Ditto - -	Minera Boundary Company.	<i>John Nancarrow.</i>
7	Minera North - -	L	Ditto -	North Minera Mining Co.	Thos. Roberts.
8	Minera Union - -	L	Ditto - -	Minera Union Co.	Joseph Nicholls.
9	Nant Minera - -	L	Ditto - -	Nant Minera Co.	F. Owen.
10	Park - - -	L	Ditto - -	Park Company -	Sampson Mitchell.
11	Pool Park - -	L	Ditto - -	S. Mitchell & Son.	<i>S. Mitchell and Son.</i>
12	Westminster. P. S.	L	Llanarmon -	Westminster Mining Co.	A. Ede.
13	Westminster East -	L	Ditto - -	East Westminster Co.	A. Ede.

FLINTSHIRE.

H.M. Inspector, T. F. EVANS, AMLWCH, ANGLESEA.

1	Bryncoch* - - -	L	Halkin - -	Bryncoch M. Co.	W. D. Hatgreaves.
2	Brynawyn* - - -	Do.	Mold - -	B. Mining Co. -	Henry Nottingham.
3	Brynmain - - -	Do.	Halkin - -	Brynmain Mining Co.	Richard Edwards.
4	Celyn Level - -	Do.	Holywell -	Gorsedd M. Co. -	John Jones.
5	Cilcaen Hal - -	Do.	Halkin - -	C. H. M. Co. -	John Pritchard.
6	Coetia Llwyys - -	S-L	Holywell -	Talargoch Mining Co.	William Smith and William Bowen, jr.
7	Duchess of Westminster.†	L	Ditto - -	- - -	- - -
8	East Maccysafn* -	Do.	Mold - -	E. M. Mining Co.	J. Pryor.
9	East Merilyn* - -	Do.	Halkin - -	Ditto - -	J. Jones.
10	East Pant-du - -	Do.	Mold - -	E. P. du Mining Co.	John Jones. John Lean.
11	Erwfein - - -	Do.	Ditto - -	Erwfein Mining Co.	John Parry.
12	Fron Hall* - - -	Do.	Ditto - -	Fron Hall Mining Co.	J. Pryor.
13	Gladstone - - -	Do.	Halkin - -	Wm. Roberts and Co.	Jos. Ellis.
14	Ditto - - -	Do.	Holywell -	Ditto - -	Goodman Ellis.
15	Glan Alyn - - -	Do.	Mold - -	Glan Alyn Mining Co.	<i>W. Roberts.</i>
16	Golden Grove - -	Do.	Ditto - -	Golden Grove Co.	<i>Wm. Francis.</i>
17	Gorsedd, Celyn Level	Do.	Ditto - -	Gorsedd M. Co. -	John Jones.
18	Great Fron Fawnog	Do.	Ditto - -	G. Fron Fawnog Mine Co.	W. Wasley.
19	Gronant* - - -	Do.	Ditto - -	G. Mining Co. -	T. Jones.
20	Gwaenysgor - -	L & Z	Rhyl - -	Gwaenysgor M. Co.	<i>Wm. Francis.</i>
21	Halkin, Deep Level, and Pant-y go. P.S.	L	Halkin, Holywell	Deep Level and Halkin Mining Co.	<i>John Taylor & Sons.</i> W. Littlejohns.
22	Hazel Grove - -	L	Holywell -	H. G. Mining Co.	<i>W. Wasley.</i>
23	Henblas North - -	S-L	- - -	- - -	- - -
24	Hendre East - -	L	Halkin - -	F. Lloyd - -	Ed. Lloyd.
25	Holywell Level†	Do.	Holywell Mountain.	Holywell Level Co.	Wm. Lean.

* Suspended.

† Embracing Kilmorie, Valentine, and other small mines.

No.	Mines.	Minerals chiefly raised.	Situation.	Name of Company or Proprietors.	Manager (<i>Italics</i>) and Chief Agent.
26	Maes-y Safn, S.*	L & Z	Mold	J. Taylor and Sons	Capt. Tomkin.
27	Mount Pleasant	L	Ditto	M.P. Mining Co.	W. Wasley.
23	Nantymwyn	Do.	Ditto	Erwfein Mining Co.	C. D. Williamson.
29	North Henblas	Do.	Holywell	North Henblas Mining Co.	E. Roberts. Wm. Francis.
30	North Hendre	Do.	Mold	N. H. Mining Co.	John Lean.
31	Pant-du and Waenlass	L & Z	Ditto	Pant-du Mining Co.	W. Davies.
32	Pantynnwyn	Do.	Ditto	P. Mining Co.	John Edwards.
33	Pant-y-Buarth. P. S.	Do.	Ditto	Pant-y-Buarth Co.	James Edwards.
34	Pantyno	Do.	Holywell	Pantyno Mining Co.	Robert Davis.
35	Pant-y-rhes*	Do.	Halkin	John Lloyd and Co.	Thos. Bellis.
36	Parry's Mine	L & Z	Ditto	Parry's Mine Co.	J. Roberts. T. Roberts, jr. Edward Jones.
37	Pen-y-gelli	L	Cilcen	Pen-y-gelli Mining Co.	Ed. Bagshaw.
38	Penyrhenblas*	Do.	Halkin	Messrs. Moom & Co.	John Lloyd.
39	Pen-yr-orseidd	Do.	Northop	Harrison, Hughes, and Co.	R. Nantkivelle.
40	Pennant	Do.	Holywell	Pennant Mine Co.	J. Lloyd.
41	† Prince Patrick	L & Z	Mold	Prince Patrick Mining Co.	Thomas Ellis.
42	Prince of Wales	L	Halkin	Thos. Ellis & Co.	Capt. Harper.
43	Pwllgwenllan	L	Ditto	Ed. Williams, Sec.	David Jones.
44	Pwllmelyn	Do.	Ditto	R. Morris & Co.	Thos. Roberts.
45	Rhewle	Do.	Holywell	Rhewle Mining Co.	Thos. Julian.
46	Rhosesmor	Do.	Halkin	Rhosesmawr Mining Co.	David Jones.
47	Silver Rake	Do.	Ditto	Silver Rake Mining Co.	Joseph Eustice.
48	Sir Edward	Do.	Holywell	Sir Edward Mining Co.	Thomas Pearce.
40	South Kilmorey	Do.	-	S. K. Mining Co.	Jno. Jones.
50	South Merlyn	Do.	Holywell	S. Merlyn Mine Co.	-
51	Speedwell	S-L	Ditto	Speedwell Mining Co.	W. Wasley.
52	St. Lawrence	L	Ditto	St. L. Mining Co.	William Saudre.
53	Talacre	L & Z	Ditto	Talacre Mining Co.	Goodman Ellis.
54	Talargoch { Maes-yr-erwddu } { CoetiaLlys }	L & Z	Dyserth Rhyll. near	Talargoch Mining Co.; W. Smith (Sec.)	Chas. H. Maysmor. John Lean.
55	Trelogan	L	Holywell	Trelogan Mine Co., (Lim.) Chas. S. Maysmor, Sec.	-
56	Trellynia*	Do.	Ditto	Trellynia Co.	R. Morris.
57	Trimian*	Do.	-	Simon and Co.	Goodman Ellis.
58	True Blue	Do.	Holywell	True Blue M. Co.	D. Jones.
59	Valentine*	Do.	Bronford	Jones & others	Thos. Ellis.
60	Voel-y-crio	Do.	Halkin	Thos. Ellis & Co.	John Pritchard.
61	Vron	Do.	Ditto	Vron Mining Co.	Thos. Jones.
62	Wagstaff	Do.	Ditto	Thos. Jones & Co.	J. Lloyd.
63	West Bryncelyn	Do.	Mold	Bryncelyn M. Co.	John Jones.
64	West Merlyn*	S-L	Whitford	Davies & Co.	Stephen Harper.
65	West Panty-go	L	Halkin	Panty-go M. Co.	William Francis.
66	West Milwr	L	Holywell	W. M. Mining Co.	-

ANGLESEA.

H.M. Inspector, T. F. EVANS, AMLWCH, ANGLESEA.

1	Mona Mine	C	Amlwch	Mona Mine Co.	William Hughes.
2	Panty Gaseg	C	Bull's Bay	Pantygases Mining Co.	James M. Williams.
3	Parys Mine. P. S.	C	Amlwch	Parys Mountain Mines Co., Lim.	Thomas Mitchell.
4	Parys, East, United	-	Ditto	East Parys United Mines Co.	Thomas Mitchel.

ISLE OF MAN.

H.M. Inspector, T. F. EVANS, AMLWCH, ANGLESEA.

1	Abbey Lands*	L & Z	Onchan	Private Co.	G. Torrance.
2	Ballacorkish	L & Z	Rushen	Ballacorkish Co.	Capt. Trewren.
3	Baldwin East	L & Z	Baldwin	Baldwin Mining Co., Limited.	Edw. Bawden.
4	Bradda	L & C	Bradda Head	Bradda Mining Co., Limited.	Richard Barksell.
5	Falcon Cliff	L & Z	Rushen	Falcon Cliff M. Co.	John Barkoll.
6	Foxdale	L	Southern Hills	Isle of Man Mining Co., Limited.	W. Kitto.
7	Foxdale East	L & Z	Douglas	East Foxdale Mining Co.	W. H. Bouce. Ed. Bawden, jr.

* Not working in 1873.

† Formerly "Billius."

No.	Mines.	Minerals chiefly raised.	Situation.	Name of Company or Proprietor.	Manager (<i>Italics</i>) and Chief Agent.
8	Great Laxey -	L C & Z	North-Eastern Hills.	Gt. Laxey Mining Co., Limited.	<i>John Cornish.</i>
9	Great North Laxey -	L & Z	Do.	Great North Laxey Mining Co., Limited.	<i>E. Rowe.</i>
10	Glenroy -	L	Central Hills -	Gt. Laxey Mining Co., Limited.	<i>J. Cornish.</i>
11	Glenaldyn -	L	Northern Hills	Private Company	<i>W. H. Rowe.</i>
12	Laxey, North -	L			
13	Manghold Head* -	C	Manghold Head, eastern coast.	Rowe & Murchison	Ditto.
14	-	L-Z	Laxey -	-	R. Rowe.
15	Malow* -	U & L	Ditto -	Park, Pittar, & Co.	G. Farrance.
16	Northern Mine* -	L	Manghold -	Northern Mining Co., Limited.	<i>E. Rowe.</i>
17	Arbory and Rushen -	U & L	Laxey -	Park, Pittar, & Co.	G. Farrance.
18	Ohio -	L	East Baldwin -	Ohio Crown Lead and Silver Co.	Thomas Bowden, Junr.
19	Rennie Laxey -	L	East coast -	Rennie Laxey Mining Co., Limited.	<i>W. H. Rowe.</i>
20	Snaefell, Great -	L & C	East of Snaefell	Snaefell Mining Co., Limited.	Henry James.
21	Snaefell, East -	L	Do.	E. Snaefell Mining Co.	<i>W. H. Rowe.</i>

* Suspended.

IRELAND.

H.M. Inspector, JOSEPH DICKINSON, PENDLETON, MANCHESTER.

1	Ballycummisk. P. S. -	C	Cork -	Ballycummisk Mining Co., Lim.	Edward Daniel.
2	Ballygahan -	C & P	Wicklow -	Henry Hodgson -	<i>Henry Robinson.</i>
3	Ballymurtagh. S. -	C & P	Ditto -	Wicklow Copper Mine Co.	<i>John Hodge.</i>
4	Bantry Lead Mine (<i>Killevonogue.</i>) -	L	Cork -	Martyn Dennis and Co.	Charles Thomas.
5	Barravone -	L	Wicklow -	H. Hodgson -	H. Robinson.
6	Berehaven -	C	Cork -	Berehaven Mining Co., Limited; G. F. Bacon, Sec.	<i>James W. Crace.</i>
7	Brandon Barytes (<i>Dreemalamane.</i>) -	C & B	Ditto -	Martyn Dennis and Co.	Charles Thomas.
8	Cappagh -	P	Ditto -	-	W. Thomas.
9	Connorree -	C	Wicklow -	Connorree Mining Co.	John Down.
10	Cooasheen -	C	Cork -	-	<i>Saml. Hyde.</i>
11	Cronebane. P. S. -	P	Wicklow -	Williams and Co.	Geo. Oates.
12	Dunbeacon -	B	Bantry -	British Barytes Co., Limited.	<i>W. H. Brunton.</i>
13	Dundalk -	L	Armagh -	Dundalk Silver Lead Mining Co.	<i>Saml. Bailey.</i>
14	Derrycarhoon -	C	Cork -	Swanton and Co.	-
15	Glandore -	M	Ditto -	Tonkin and Co.	Thos. Tonkin.
16	Ditto -	L	Ditto -	Glandore Min. Co.	<i>Thomas Tonkin.</i>
17	Glenmalure* -	L	Wicklow -	Henry Hodgson -	<i>Stopped.</i>
18	Gurtavallig -	C	Cork -	Carberry Mining Company.	J. Phillips.
19	Gurtadyne -	L	Tipperary -	The Shallee Silver Lead Mining Co.	<i>Stopped.</i>
20	Kilmorie -	S-L	-	-	-
21	Knockmahon. P. S. -	C	Waterford -	Mining Company of Ireland, Lim.	William Harold, Sec.
22	Luganure and Glendalough. P. S. -	L	Wicklow -	Mining Company of Ireland, Lim.	Ditto.
23	Mount Gabriel -	C	Cork -	Mount Gabriel Mining Co.	Jas. Sampson.
24	Oughterard -	L	Galway -	Galway Mining Co.	<i>John Gibb.</i>
25	Roaring Water -	C	Cork -	Roaring Water Co.	-
26	Shallee, East -	L	Tipperary -	The Shallee Silver Lead Mining Co.	<i>Wm. Brabyn.</i>
27	Silver Mines -	Z & L	Ditto -	General Mining Company; Edward Moran, Sec.	<i>Wm. G. Roberts.</i>
28	Ternakill -	C & P	Galway -	Henry Hodgson.	-
29	Tigrony. P. S. -	P	Wicklow -	Williams and Co.	<i>C. F. Williams.</i> <i>Saml. Uren.</i>

* Ballynafunahogue, Clonkeen, Cullentrapark are sub-divisions of Glenmalure.

No.	Mines.	Minerals chiefly used.	Situation.	Name of Company or Proprietor.	Manager (<i>Italics</i>) and Chief Agents.
-----	--------	------------------------	------------	--------------------------------	--

SCOTLAND.

H.M. Inspector, WILLIAM ALEXANDER, GLASGOW, for Western District.

RALPH MOORE, GLASGOW, for Eastern District.

1	Bathgate Silver Mine	S-L & W	Bathgate -	Bathgate Silver Mine Co.	James and Henry Aitkin.
2	Black Craig East	L	Newton Stewart, Kirkcudbrightshire.	East Black Craig Co.; V. W. Johns, <i>Sec.</i>	Thos. Cogar. John Smitham.
3	Corrantee -	L	Do. -	Davidson and Co.*	—
4	Feedonald <i>Strontian</i> . P. S.	L	Argyleshire.	—	—
5	Garlies -	S-L	Kirkcudbrightshire.	- - -	Stanley O. Ashe.
6	Gourock -	C	Greenock -	Gourock Copper Mining Co.	—
7	Islay Lead Mines -	L	Isle of Islay -	Islay Lead Mining Co.; G. S. Caunter, <i>Sec.</i>	H. B. Vercoe.
8	Lead Hills. P. S.* -	L	Lanarkshire -	Lead Hills Mining Co.; William Muir, <i>Sec.</i>	John F. Nevin.
9	Loch Tay -	C	Perthshire -	The Earl of Bredalbane.	—
10	Lockwinnoch -	C	Renfrewshire -	Lockwinnoch Mining Co.	Moncrief Mitchell.
11	Rusken - - -	C	- - -	- - -	Jos. Pearte.
12	South of Scotland (formerly <i>Creetown</i>).	L & C	Kirkcudbright -	South of Scotland Mining Company.	Phillip Hawke.
13	Tyndrum -	L	Perthshire -	The Earl of Bredalbane.	—
14	Wanloch Head -	L	Dumfries -	Duke of Buccleuch	Thomas B. Stewart.
15	Woodhead. P. -	L	Kirkcudbright -	The Woodhead Mining Co.	<i>W. B. Jeffrey.</i>

* Sir T. M. Riddle the lord of the soil. John Gill, lord's agent; John F. Nevin, company's agent.

NOTE.

Beyond the Plans and Sections of the Mines which are marked in the foregoing lists, there are in the MINING RECORD OFFICE extensive collections of Plans and Sections of Mines which have been long abandoned, and statistical information respecting a large number.

No. II.

IRON MINES OF GREAT BRITAIN
AT WORK IN 1873.

[This List does not include the Collieries producing Iron Ores.]

CORNWALL.

H.M. Inspector, CLEMENT LE NEVE FOSTER, TREURO.

No.	Name of Mine.	Situation.	Name of Proprietor or Company.	Name of Manager or Agent.
1	Blackhay - - -	Withiel - - -	Agra Banking Co. -	A. J. Whalley.
2	Burneyhouse - -	Roche - - -	Mid Cornwall Mining Co., Limited.	David Cook.
3	Canna and Rocks, East	Luxulyan - - -	East Rocks Company	Woodman Hore. J. W. Coom, Purser.
4	Coldvreath, Higher and Lower. - -	St. Austell - -	The Ironmasters Co. -	W. H. Hosking.
5	Constantine - - -	Constantine - -	J. Brogden and Son -	George Nobla.
6	Duchy and Peru - -	Ferranzabuloe -	The Cornish Consolidated Iron Mines Corporation, Limited.	J. S. Collard, Secy. John Borlase.
7	Edith Huel - - -	St. Columb Major -	Ditto	Arthur Peto.
8	Gravel Hill - - -	Ferranzabuloe -	Ditto	Arthur Peto.
9	Haden - - -	Roche - - -	Mid Cornwall Mining Co., Limited.	David Cook.
10	Hallow - - -	Roche - - -	David Cook - - -	R. Dyer.
11	Killifreth - - -	St. Austell - -	- - -	H. Kessell.
12	Knight - - -	Ditto - - -	G. B. Sandeman.	- - -
13	Ladock and Treverbyn	St. Stephen - -	Faithful, Cookson, & Co.	W. H. Hosking.
14	Lanivet or West Down	Lanivet - - -	Begbie & Co. - - -	Arthur J. Begbie.
15	Lanjew - - -	Withiel - - -	The Mid-Cornwall Mining Co., Limited.	David Cook.
16	*Magnetic - - -	Roche - - -	Ditto - - -	David Cook.
17	Mount - - -	Ferranzabuloe -	Agra Banking Co. -	A. J. Whalley.
18	Nanjearth - - -	St. Stephens - -	- - -	Jas. Nicholson.
19	Pawton - - -	St. Breock - -	The Native Iron Ore Co.	W. H. Hosking.
20	Penhallow Moor -	Newlyn East	The Cornish Consolidated Iron Mines Corporation, Limited.	S. J. Pittar.
21	Rashleigh Huel -	Luxulyan - - -	Rowe & Co. - - -	William Floyd.
22	Restinnes and Treffry	St. Blazey - - -	Restinnes and Treffry Iron Mines Co.	Thomas Floyd.
23	Restormel Royal -	Lostwithiel - -	John Taylor and Sons	Wm. Cook.
24	Rocks, East - - -	Luxulyan - - -	East Rocks Iron Co. -	J. N. Coom.
25	Rose Huel - - -	Breage. - - -	- - -	- - -
26	Buby and Trethurgy	St. Austell - -	Messrs. Allott and Day	J. W. Day.
27	Ruthers - - -	St. Columb Major	The Cornish Consolidated Iron Mines Corporation, Limited.	Arthur Peto.
28	Savath - - -	Luxulyan - - -	- - -	R. G. Bawden.
29	Terras South - -	Grampond Road -	- - -	J. H. James.
30	Toldis - - -	St. Columb - -	- - -	Collard and Borlase.
31	Tower Consols - -	Roche - - -	- - -	David Cook.
32	Treamble - - -	Ferranzabuloe -	The Cornish Consolidated Iron Mines Corporation, Limited.	Arthur Peto.
33	Trebarrah - - -	Perranuthnoe -	Trebarrah Mining Co	Sir H. F. Cox.
34	Trebisken - - -	Ferranzabuloe -	Agra Banking Co. -	A. J. Whalley.
35	Tregonetha - - -	St. Wenn - - -	St. Wenn Iron Mines Company.	J. W. Coom.
36	Tretoil - - -	Bodmin - - -	W. F. Pagan - - -	T. Hooper.
37	Treverbyn - - -	St. Austell - -	Day & Co. - - -	J. Day.
38	†Withiel - - -	Withiel - - -	T. Richardson and Co.	Wm. Richards.

* Formerly "Tower Consols."

† Formerly "Retire."

No.	Name of Mine.	Situation.	Name of Proprietor or Company.	Name of Manager or Agent.
-----	---------------	------------	--------------------------------	---------------------------

DEVONSHIRE.

H.M. Inspector, CLEMENT LE NEVE FOSTER, TRURO.

1	Bamfylde	North Molton	Bamfylde Copper Mining Co.	Samuel Mitchell.
2	Barton	Torquay	W. Browne	Pharoah Gross.
3	Bradbury	North Molton.		
4	Bratton Fleming and Sherwill.	Barnstable	Sir A. Chichester	R. Dawson Clegg.
5	Brixham	Brixham	P. Cookson and Co.	W. H. Hosking.
6	Challacombe, West	Combmartin	J. Carter	
7	Florence	North Molton	Florence Mining Co. Limited.	George Bush.
8	Furseham	Brixham	W. Browne	Pharoah Gross.
9	Girt Down	Combmartin	J. D. Jordan.	
10	Goodrington	Paignton	Wm. Browne	Pharoah Gross.
11	Haytor Vale	Bovey	William Browne	Wm. Grose.
12	Hennock	Bovey Tracey	Van Iron Ore Co.	W. H. Hosking.
13	Holston Down	Combmartin	J. D. Jordan.	
14	Marcia	North Molton	Thomas J. Spence	Fredk. Mitchell.
15	Oldertown	Isington	W. Browne	William Grose.
16	Parkers	Brixham	William Browne	Pharoah Grose.
17	Poltimore	North Molton	Allan Granger	Holmes Granger.
18	Prosper Huel	Brixham	J. E. Rendall	John Bovey.
19	Rock Hill	Isington	W. Browne	Wm. Grose.
20	Shaugh	Plympton	John Brogden & Son	John Peacock.
21	Shotts	Isington	Wm. Browne	Wm. Grose.
22	Smallacombe	Ditto	Native Iron Ore Co.	W. H. Hosking.
23	South Devon	Buckfastleigh	Van Iron Ore Co.	W. H. Hosking.
24	Torbay Iron Mines*	Brixham	Odling, Edwards, and Trimnell.	Richard Cornwall.

NOTE.—Works have been recently commenced at Marwood, three miles from Barnstable, and at Parracombe, ten miles from that town.

SOMERSETSHIRE.

H.M. Inspector, LIONEL BROUGH, CLIFTON, BRISTOL.

1	Ashton Hill	Bristol	Ashton Vale Iron Company, Limited.	A. Richards.
2	Ashton Vale	Ditto	Ditto	Ditto.

H.M. Inspector, CLEMENT LE NEVE FOSTER, TRURO.

3	Brendon Hills	Watchett	Brendon Hills Iron Ore Company.	Henry Skewis.
4	Bisen Hill	Ditto	Ditto	Ditto.
5	Mendip Hills	Wells	Waldegrave Mining Co.	Thos. Kinsman.

GLOUCESTERSHIRE.

H.M. Inspector, LIONEL BROUGH, CLIFTON, BRISTOL.

FOREST OF DEAN.

1	Buckhraft	Cinderford	Hy. Crawshaw & Son	Thomas Smith.
2	Clearwell	Clearwell Meend	Ditto	Ditto.
3	Dun Pit	Ditto	Forest of Dean Iron Company.	Jas. Nash.
4	Crow's Nest	Coleford	Staunton Iron Co.	Jos. Hale.
5	Baster Mines	Ditto	Barrett Brothers	W. H. Fryer.
6	Findall & Perseverance	Soudley	Forest of Dean Iron Company.	J. D. Hoskold.
7	Wigpool Mines	Mitcheldean Meend	Lydney and Wigpool Iron Ore Co.	William Henderson.
8	Oakwood Mill Upper	Noxon	Forest of Dean Iron Co.	James Nash.
9	New China Level	Ditto	Ditto	Ditto.
10	China Engine	Ditto	Ditto	Ditto.
11	Old Bow	Clearwell Meend	G. Atkinson	Lessee.
12	Old Ham Pit	Clearwell	William Talbot	John Doward.
13	Old Sling Pit	Ditto	Ditto	Ditto.
14	Park Hill	Lydney	Forest of Dean Iron Co.	J. D. Hoskold.
15	Shraves	Ditto	Thomas Hewlett	Owner.
16	Shraves (a part of)	Bream	John Shingles	Owner.
17	Westbury Brook and Dean's Meend.	Mitcheldean	Dowlais Iron Company	J. W. Phillips.

* Including Five Acre, Sharpham, and Chinter.

No.	Name of Mine.	Situation.	Name of Proprietor or Company.	Name of Manager or Agent.
16	Sandstone - -	Bream - -	H. Beech & Co. -	H. Beech.
19	Stanton - -	Coleford - -	Stanton Iron Co. -	Joseph Hale.
20	Scar Pit - -	Bream - -	Wm. James - -	Owner.
21	Frog Pit - -	Ditto - -	Ditto - -	Ditto.
22	Sundry Mines in } Noxon Park the property of the } County of Dunraven } -	Noxon - -	Goold Brothers -	J. Jarrett.
23	Yewtree - -	Bream - -	John Shingles - -	Owner.
24	Tufthorn - -	Coleford - -	Geo. Atkinson - -	Owner.
25	Lower Oakwood Mill -	Bream - -	Willm. James - -	Fredk. Morse, under Stanton Iron Co. who sub-leased from W. James.
26	Lydney Park - -	Ditto - -	Lydney and Wigpool Iron Ore Co.	William Henderson.
27	Saint Annals - -	Cinderford - -	H. Crawshaw and Sons	Thomas Smith.
28	Deen's Meend - -	Mitcheldean Meend	Dowlais Iron Co., H. O. Firmstone and others.	J. W. Phillips.
29	Frampton Cotterell -	Bristol - -	Brogden and Sons -	Thomas Trevithick.

HEREFORDSHIRE.

H.M. Inspector, LIONEL BROUGH, CLIFTON, BRISTOL.

1 | Doward - - | Whitchurch - - | Stanton Iron Ore Co. | W. H. Fryer.

OXFORDSHIRE.

H.M. Inspector, THOMAS EVANS, BELPER, DERBY.

1 | Adderbury - - | Banbury - - | Adderbury Ironstone Co. | John Argall.
2 | Aynbo - - | Ditto - - | Lovel and Rosely - | Wm. J. Rosely.
3 | Steeple Ashton - | Steeple Ashton - | S. A. Iron Ore Co. - | Wm. Wing.

MONMOUTHSHIRE.

H.M. Inspector, LIONEL BROUGH, CLIFTON, BRISTOL.

1 | St. Pierre - - | Porthskewet - - | E. Lloyd Owen - | E. Lloyd Owen.

NORTH STAFFORDSHIRE.

H.M. Inspector, THOMAS WYNNE, STONE.

1 | Clough Head, Froghall | Cheadle - - | Joseph Southall - | H. O. Firmstone & Co.
2 | Churnett Valley - - | Ditto - - | Ditto - - | Ditto
3 | Ipstone Park - - | Ditto - - | Ipstone Park Iron Ore
Co. (Limited). | Harry Wilson.
4 | Consall, Churnett Valley | Froghall - - | A. McLaren & Co. - | Thos. Stirling Begbie.

WILTSHIRE.

H.M. Inspector, CLEMENT LE NEVE FOSTER.

1 | Heywood - - | Westbury - - | Westbury Iron Co. - | T. H. Anderson.
2 | Seend - - | Seend - - | Rd. Berridge & Co. - | Osborn C. Oldis.

LINCOLNSHIRE.

H.M. Inspector, F. N. WARDELL, WATH, ROTHERHAM.

1 | Frodingham - - | Brigg - - | Cliff and Sons. |
2 | Ditto - - | Ditto - - | Charles Winn - | John Roseby.
3 | Ditto - - | Ditto - - | Park Gate Mining Co. |
4 | Trent - - | Ditto - - | W. H. and G. Dawes - | W. Hill.
5 | Claxby - - | Market Basen - | W. Yorkshire Iron
and Coal Company. | George Carr.

No.	Name of Mine.	Situation.	Name of Proprietor or Company.	Name of Manager or Agent.
NORTHAMPTONSHIRE.				
<i>H.M. Inspector, THOMAS EVANS, BELPER, DERBY.</i>				
1	Blakesley	Towcester	Joseph Weston	Edward Pettengell.
2	Blisworth	Blisworth	G. E. Bevan and Co. (<i>Lim.</i>)	Richard P. Jones.
3	Brixworth	Brixworth	G. Attenborough & Co.	Charles Eldred.
4	Burleigh Park	Stanford	Wingerworth Iron Co.	Ch. E. Carrington.
5	Burton Latimer	Kettering	Glendon Iron Ore Co.	George Checklands.
6	Ditto	Ditto	James Wells	Richard Oliver.
7	Castle Dykes*	Weedon	Castle Dykes Iron Ore Co.	
8	Cranford	Kettering	John B. Robinson, Bart.	Charles Woodin.
9	Cranley	Ditto	Plevins and Co.	
10	Cogenhoe	Northampton	Cogenhoe Iron Ore Co.	James Saunders.
11	Culworth	Brackley	G. Whitton	F. Fenwick.
12	Desborough	Market Harborough	Stanton Ironworks Co. (G. Crompton, Managing Director.)	John Hickman.
13	Ditto	Ditto	James Wells	Richard Oliver.
14	Ditto	Ditto	Ball and Son.	
15	Dean and Chapter Lands.	Irthlingborough	Butlin, Bevan, and Co.	Lewis W. Perrin.
16	Ditchford	Ditto	Thomas Whitehouse	Thomas Whitehouse.
17	Duston	Northampton	George E. Bevan and Co. (<i>Lim.</i>)	Richard P. Jones.
18	Ditto	Ditto	The Northamptonshire Iron Co.	<i>George Pell.</i> Clifford Cox.
19	East End	Wellingborough	Thomas Butlin and Co.	Edwin Butlin.
20	Easton Neston	Towcester	Towcester Iron Ore Co.	<i>Samuel Lloyd.</i> John Argall.
21	Furedon	Kettering	Glendon Iron Ore Co.	George Checklands.
22	Gayton	Blisworth	Henry W. Wheldon	Henry W. Wheldon.
23	Ditto	Ditto	The Northampton Iron Co.	<i>George Pell.</i>
24	Ditto	Ditto	Heyford Iron Co. (<i>Lim.</i>)	— Smith.
25	Glendon	Kettering	Glendon Iron Ore Company.	George Checklands.
26	Hunsbury Hill	Northampton	Northampton Coal, Iron, and Wagon Co. (<i>Lim.</i>)	<i>Josiah Dodgson.</i> John Billingham.
27	Irchester	Irchester	Butlin, Bevan, and Co.	<i>William Butlin.</i> Lewis W. Perrin.
28	Islip	Thrapston	Plevins and Co.	F. W. Preston.
29	Kettering	Kettering	Kettering Iron Ore Co.	John Wallis.
30	Medbourne Bridge	Market Harborough	Medbourne Bridge Iron Ore Co.	<i>Thomas Walters.</i> Willm. Stow Stowell.
31	Nell Bridget	Kings Sutton, near Banbury.	Nell Bridge Iron Ore Co.	Charles Crick.
32	Newbridge	Twywell	Newbridge Iron Ore Co.	William George Bush.
33	Ringstead	Ringstead	Butlin, Bevan, and Co.	Lewis W. Perrin.
34	Ditto	Ditto	Newbridge Iron Ore Co.	<i>William George Bush.</i>
35	Slipton	Thrapston	Plevins and Co.	F. W. Preston.
36	Spratton	Brixworth	G. Attenborough and Co.	Charles Eldred.
37	Shuttlehanger	Towcester	Towcester Iron Ore Co.	<i>Samuel Lloyd.</i> John Argall.
38	Thrapstone	Thrapstone	Thomas Whitehouse	Butler Smith.
39	Wellingborough	Wellingborough	Butlin, Bevan, and Co.	Lewis W. Perrin.
40	Woodford	Thrapstone	The Hon. Mrs. Arbutnot.	Samuel Pickett.

YORKSHIRE.*H.M. Inspector, JAMES WILLIS, OLD ELVET, DURHAM.***CLEVELAND AND WHITBY DISTRICT.**

1	Ailesbury	Stokesley	North of England Industrial Iron & Coal Co.	H. Jackson.
2	Carlisle How	Lofthouse, Saltburn	Bell Brothers	A. Varly.
3	Eston	Middlesbro'-on-Tees	Bolckow, Vaughan, & Co.	Thomas Lee.
4	Hob Hill, Upleatham	Guisborough	J. and J. W. Pease	Wm. Cockburn.
5	Upleatham	Near Redcar	Ditto	Ditto.
6	Langdale	Saltburn	Ditto	Ditto.
7	Lofthouse	Ditto	Ditto	Ditto.

* Standing.

† Formerly called Kings Sutton.

No.	Name of Mine.	Situation.	Name of Proprietor or Company.	Name of Manager or Agent.
8	Margrave Park	Shelton	Gjers, Mills, and Co.	John Gjers.
9	Kirkham	York	H. Waldeck & Co.	—
10	Leven Vale	Kildale	Leven Vale Ironstone Co.	G. Hirst.
11	Normanby	Middlesbro'	Bell Brothers	Armstrong Varly.
12	Cliff Mine	Brotton	Ditto	A. L. Stephenson.
13	Liverton	Ditto	Liverton Iron Co.	G. Lee.
14	Cragg Hall	Ditto	Jos. W. Pease and Co.	Wm. Cockburn.
15	Park, Skelton	Guisborough	Bell Brothers	A. L. Stephenson.
16	Port Mulgrave or Rosedale on Coast.	Near Hinderwell via Whitby.	Palmer's Shipbuilding and Iron Co.	J. Hodgson.
17	Rosedale Abbey, East	Pickering	Rosedale & Ferryhill Iron Co.	John Parkin.
18	Ditto	West Ditto	Ditto	Ditto.
19	Grosmont	Grosmont (York)	Chas. and Thomas Bagnall.	Wm. Armstrong.
20	Bakdale-side	Whitby	Snowdon, Windle, and Co.	Geo. Schofield.
21	Bak Valley	Ditto	S. Cleveland Iron Works	Thomas Evans.
22	Kildale	Kirkdale	Watson and Co.	Thos. Watson.
23	Brotton	Saltburn	Morrison and Co.	H. Ground.
24	California	Grosmont	Birley Iron Co.	Geo. Waddington.
25	Belmont and Spa, Wood	Guisborough	Weardale Iron and Coal Co.	Thos. Allison.
26	South Belmont	Ditto	The North of England Iron and Coal Co. (<i>Limited</i>).	H. Jackson.
27	Levisham	Pickering	W. Walker	Thos. Watson.
28	Fryup Mines	Danby	H. K. Spark	Josh. Haswell.
29	Commondale	Castleton	Cleveland Iron Ore Co.	Thos. Watson.
30	Lonsdale	Kirkdale	Lonsdale Iron Co.	—
31	Glaisdale	—	South Cleveland Iron Works Co.	T. Evans.
32	Coate Moor	Kildale	Coate Moor Iron Works	C. Campbell Downes, C.E.
33	Kirkleatham	Saltburn	Kirkleatham Ironstone Co.	W. Walker.
34	Skelton	Guisborough	Ball, Brothers	A. L. Stephenson.
35	Stanghow	Ditto	Robson and Co.	Wm. Walker.
36	Boosbeck	Ditto	Stevenson, Jaques, & Co.	John Bell.
37	Kilton	Brotton	Kilton Iron Co.	W. Walker.
38	Slapewath	Guisborough	Trustees of late T. Charlton.	Wm. Charlton.
39	Whitecliffe	Saltburn	Swan, Coates, and Co.	Thomas Hodgson.
40	Chaloner	Guisborough	Bolchow, Vaughan, & Co.	Thomas Lee.
41	Longacre	Saltburn	Ditto	—
42	Skelton, North	Ditto	Ditto	Matthew Hall.
43	Skelton, South	Ditto	T. Vaughan and Co.	H. White.
44	Ormsby	Middlesbro'	Swan, Coates, and Co.	G. Davison.
45	Lofthouse, North	Lofthouse	Lofthouse Iron Co.	E. Hand.
46	Huntcliff	Guisborough	Bell Brothers	A. L. Stephenson.
47	Spa	Ditto	Gjers, Wills, and Co.	John Tate.

LANGASHIRE.

H.M. Inspector, T. F. EYANS, AMLWCH, ANGLESEA.

1	Askam	Askam-in-Furness	Furness Iron and Steel Co.; Jas. Postlethwaite, Secy.	Wm. Crossley.
2	Stainton	Near Ulverstone	John Brogden & Sons	Thomas Cock.
3	Bousfield	Dalton	Barrow H. I. C.	R. Hosking.
4	Carr Kettle	Near Dalton, offices Askam-in-Furness.	Furness Iron and Steel Co. (<i>Lim.</i>)	Josh. Rawlinson.
5	Catecrook	Dalton	Catecrook Mining Co.	James Parker.
6	Crossgates	Near Dalton, offices Askam-in-Furness.	Furness Iron and Steel Co. (<i>Lim.</i>)	Jas. Hunter.
7	Dalton Mine	Near Dalton	Denney Bros. & Co.	Wm. Crossley.
8	Dalton and Crookland	Dalton	Furness Iron and Steel Co.	John Denney.
9	Dunnersdale	Broughton	Carnforth Iron Co.	Edd. Barton.
10	Elliscales	Near Dalton	G. B. Ashburner	Joseph Askew.
11	Eure Pits	Ditto, offices Ulverstone.	The Ulverstone Mining Co. (<i>Lim.</i>)	Thomas Cock.
12	Gillbrow	Near Ulverstone	Harrison, Ainslie, & Co.	Aymer Ainslie. Sub-Manager Edmund Ray.
13	Goldmire	Dalton	Furness Iron and Steel Co.	Wm. Crossley.
14	Green Hanlun	Ditto	Green Hanlun Min. Co.	Samuel Spark.
15	Highfield	Near Dalton	Thos. Massicks.	—
16	Lane Head	Lindale	Parkside Mining Co.	Edwd. Wadham.
17	Lindal and Ousby	Urwick	L. and O. Mining Co.	W. Postlethwaite.

No.	Name of Mine.	Situation.	Name of Proprietor or Company.	Name of Manager or Agent.
18	Lindal Cote and Crossgates.	Ulverstone - -	The Ulverstone Mining Co. (<i>Lim.</i>)	W. Salmon.
19	Lindal Moor	Ditto - -	Harrison, Ainslie, & Co.	Thos. Cock.
20	Ditto - - -	Ditto - -	Furness Iron and Steel Co. (<i>Lim.</i>)	Aymer Ainslie.
21	Longlands	Dalton - -	Duke of Buccleuch -	<i>Josh. Rawlinson.</i>
22	Marten - - -	Ditto - -	Furness Iron and Steel Co. (<i>Lim.</i>)	James Parker.
23	Moat Hall	Lindale - -	Moat Hall Co. - -	John Dunstan.
24	Monzell - - -	Dalton - -	Barrow Hem. Steel Co. (<i>Lim.</i>)	Wm. Crossley.
25	Newton - - -	Ditto - -	Ditto - - -	Ditto.
26	Park - - -	Ditto - -	Ditto - - -	Ditto.
27	Stainton - - -	Ditto - -	Ditto - - -	Ditto.
28	Stank - - -	Barrow - -	Ditto - - -	Ditto.
29	Whitriggs, Crossgates, and Old Hills.	Dalton - -	Ditto - - -	Ditto.
30	Parkhouse - - -	Ditto - -	Messrs. Boulton & Storey	<i>Wm. Boulton.</i> Sub-Manager Robert Lomas.
31	Parkside - - -	Dalton - -	Parkside Mining Co. -	E. Wadham.
32	Pennington - - -	Ulverstone - -	Furness Iron and Steel Co. (<i>Lim.</i>)	<i>E. Addison.</i>
33	Plumpton - - -	Ditto - -	Ditto - - -	James Parker.
34	Roanhead, Woodhead, and Askam.	Dalton - -	Kennedy Brothers -	Wm. Crossley.
35	Scales - - -	Stainton - -	Scholick and Co. -	Myles Kennedy.
36	Thwaite Flats - - -	Dalton - -	Furness Iron and Steel Co.	Sub-Manager Hy. Kendall.
37	Whitriggs - - -	Ditto - -	Harrison, Ainslie, & Co., Ulverstone.	<i>E. J. Schellick.</i>
38	Urswick - - -	Ulverstone - -	Begbie & Co. -	Wm. Crossley.
39	Urswick, Little - - -	Ditto - -	Lindal and Ousby Iron Ore Co. (<i>Lim.</i>)	<i>H. D. V. Begbie.</i>
40	Yarlside - - -	Dalton - -	Boulton and Storey -	<i>E. E. Whitwell.</i> Jas. Postlethwaite.

GUMBERLAND.

H.M. Inspector, T. F. EVANS, AMI.WCH, ANGLESEA.

1	Agnes Pit - - -	Whitehaven, 1 mines	Fletcher, Miller, & Co.	John Irwine.
2	Arlecdon - - -	Ditto 1 "	W. Baird & Co.	J. Johnstone.
3	Birke - - -	Ditto 3 "	Frizington Iron Ore Co.	Jas. Clarke.
4	Bigrigg and Woodend	Ditto 6 "	S. and J. Lindow	J. Kitchen.
5	Cleator Moor and Cleator Bigrigg.	Ditto 6 "	The Lord Leconfield's	James Davidson.
6	Cleator Moor - - -	Ditto - -	Cleator Iron Ore Co. -	<i>J. S. Ainsworth.</i>
7	Crossfield - - -	Ditto 8 "	Crossfield Iron Ore Co.	John Main.
8	Ditto - - -	Ditto - -	John Stirling -	John Jenkins.
9	Crossgill - - -	Frizington - -	Fletcher and Hodgetts	Alfred Hodgetts.
10	Ditto - - -	Ditto - -	Saml. Wagstaff Smith	E. Hughes.
11	Crowgarth - - -	Ditto 1 "	Lord Leconfield	Jas. Davidson.
11	Eskdale and Miterdale	Whitehaven - -	Whitehaven Iron Mining Co.	<i>T. Rosewarne.</i>
12	Eskett - - -	Ditto 3 "	Fisher, Dees, Fletcher, and Musgrave (<i>The Parkside Hamatite Iron Co.</i>)	George Scoular.
13	Eskett Park and Frizington.	Ditto 7 "	Eskett Park Iron Ore Co.	J. C. Brown.
14	Flouthern Tarn - - -	Ditto - -	Whitehaven I. O. Co.	W. H. Hosking.
15	Frizington - - -	Ditto 4 "	Saml. Wagstaff Smith	Edwd. Roe.
16	Frizington Parks - - -	Ditto 2 "	James Bain and Co. -	J. S. Simpson.
17	Grassfield - - -	Alston - -	Joseph Dinning -	Jacob Craig.
18	High House - - -	Frizington - -	Fletcher and Hodgetts	<i>A. Hodgetts.</i>
19	Hodbarrow - - -	Holborn Hill 7 "	The Hodbarrow Mining Co.	<i>Wm. Postlethwaite.</i>
20	Holbeck - - -	Ditto 2 "	Dulmellington Iron Co.	Cedric Vaughan.
21	James and John - - -	Whitehaven - -	Bigrigg Iron Ore Co.	J. Woolcock.
22	James's and New Pit	Ditto - -	Ditto - - -	<i>J. Wilson.</i>
23	Kelton and Knook-murton.	Ditto 1 "	W. Baird & Co. -	John Wilson.
24	Lamplugh - - -	Ditto 1 pit	Hannay and Comp. -	H. Howia.
25	Mileyeat - - -	Ditto - -	Mileyeat Mining Co. -	J. Woolcock.
26	Montreal - - -	Ditto 8 "	John Stirling -	<i>J. C. Stewart.</i>
27	Moor Row - - -	Ditto 1 "	S. & J. Lindow	John Jenkins.
28	Mowbray - - -	Ditto 1 "	Mowbray Mining Co.	Wm. Burnyrat.
29	Parkside - - -	Ditto 7 "	Fisher, Dees, Fletcher, and Musgrave.	J. Robinson.

No.	Name of Mine.	Situation.	Name of Proprietor or Company.	Name of Manager or Agent.
30	Rob Roy	Leyburnthwaite	Rob Roy Mining Co.	John Hall.
31	Red Pike	Whitehaven	Whitehaven Mining Co.	W. H. Hosking.
32	Salter and Eskett Park	Ditto 7 pits	Salter and Eskett Park Co.	—
33	Scaelands	Ditto 1 "	Scaelands Co.	—
34	Startling Dodd	Ditto -	Whitehaven Mining Co.	W. H. Hosking.
35	Steel End	-	Steel End Mining Co.	John Hall.
36	Winder	Ditto 2 pits	S. and J. Lindow	Joseph Monkhouse.
37	Ditto	Ditto 1 "	Cumberland Iron Min. & Smelting Co.	Thos. Massicks.
38	Winder Gill	Ditto 1 pit	Maryport Iron Co.	Allan Gilmour.
39	Woodend	Ditto -	James Bain and Co.	J. S. Simpson.
40	Waterblear	Millom 1	Jas. Barrett & Son	W. Salmon.
41	Yeathouse	Whitehaven, 1 pit	Yeathouse Mining Co.	Geo. Wells.

WESTMORELAND.

1	Fairfield	Grasmere	Lake District Mining Co.	John Hall.
2	Grasmere	Ambleside	The Grasmere Haematite Iron Co.	—
3	Providence	Ditto	P. Iron Co. (Lim.)	John Muse.
4	Red Tarn	Langdale	T. Massicks and Co. Millom Iron Works.	T. Massicks.

DURHAM AND NORTHUMBERLAND.

H.M. Inspector, T. F. EVANS, AMLWCH, ANGLESEA.

1	Killhope	Weardale	Weardale Iron Co.	J. R. Crona.
2	North Groove Rake	Ditto	Ditto	Ditto.
3	South Groove ditto	Ditto	Ditto	Ditto.
4	Levelgate	Ditto	Ditto	Ditto.
5	Queensbury	Ditto	Ditto	Ditto.
6	Slit Pasture	Ditto	Ditto	Ditto.
7	Rowan Tree, A.	Ditto	Ditto	Ditto.
8	Ditto, B.	Ditto	Ditto	Ditto.
9	West Slitt	Ditto	Ditto	Ditto.
10	North Grane	Ditto	Ditto	Ditto.
11	Stanhope Burn or Redvein.	Ditto	Ditto	Ditto.

WALES.

GLAMORGANSHIRE.

H.M. Inspector, T. E. WALES, SWANSEA.

1	Bute Haematite	Llantrissant	Fothergill Rowland	Daniel Evans.
2	Mwyndy	Ditto	Mwyndy Iron Ore Co. (Limited).	William Vician.
3	Tenby	Tenby	Kilgetty Company.	—
4	Llwyn Saer	Llantrissant.	—	—

NORTH WALES.

H.M. Inspector, T. F. EVANS, AMLWCH, ANGLESEA.

1	Cwm Mountain	Cwm, near Rhyl	Flintshire Haematite Co. Limited.	T. Humphreys.
2	Foelchine	Rhyl	Ditto.	Ed. Thomas, Sec.
3	Henfryn	Ditto	Barnes and Anderson	Geo. Hy. Harrison.

Newmarket, Capt. G. Lee, Sec.

ISLE OF MAN.

H.M. Inspector, T. F. EVANS, AMLWCH, ANGLESEA.

1	Ballajora	Douglas	The Crown.	—
2	Manghold Head	Ditto	Ditto.	—
3	Manghold Dernane	North-east coast	Rowe & Beckwith	R. Rowe.

No.	Name of Mine.	Situation.	Name of Proprietor or Company.	Name of Manager or Agent.
-----	---------------	------------	--------------------------------	---------------------------

IRELAND.

H.M. Inspector, JOSEPH DICKINSON, MANCHESTER.

1	Broughshane -	Ballymena -	Antrim Iron Ore Co., Limited.	Robt. Browne.
2	Carnlough -	Ditto -	Ditto -	Ditto.
3	Cargan -	Ditto -	Ditto -	Ditto.
4	Newton Crommelin -	Ditto -	Ditto -	Ditto.
5	Tuftarney -	Ditto -	Ditto -	Ditto.
6	Trostan -	Cushendall -	Ditto -	Ditto.
7	Glenarm -	Glenarm -	Ditto -	Ditto.
8	Enahnbally Gortmaguragh Corean.	-	Mountcashel Iron Ore Co., Limited; J. F. Rowbotham, Sec.	Silas Evans.
9	Glenravel -	Sleive-an Nee -	John Fisher and Co. -	John Fisher.
10	Ditto -	Cushendall -	Parkmore Iron Co. -	—
11	Ditto -	Ditto -	Charles Chambers.	—
12	Glenarriff -	Cushendale -	Glenarriff Iron Ore & Harbour Company.	J. Adams, Sec.
13	Red Bay -			
14	Shance Hill -	Larne -	W. H. Pustlewhaite & Co.	Humphrey Weir.
15	Shanes and Agnew's Hill.	Ditto -	The Larne Iron Mines Co.	Thomas Fisher.
16	Duncany -	Garryford -	Wm. Braden and Partners.	John Foulis.
17	Inland Magee -	-	Francis Ritchie & Co.	—
18	-	-	Landore Steel Co.	—
19	Parkmore -	Cushendall -	Parkmore Iron Ore Co.	Alex. Gillespie.
20	Ballymurtagh -	Wicklow -	The Wicklow Min. Co.	Ed. Barnes.
21	Cronebane -	Ditto -	Associated Irish Mines Co.	Geo. Oates.
22	Ballycastle -	Ballycastle -	Godden & McDonald -	John James.

SCOTLAND.*

1	Aubencairn -	Castle Douglas -	Aubencairn Haematite Company.	Joseph Henderson.
2	Gilnochie -	Langholm -	Duke of Buccleuch -	Mr. Bowie.

* See IRONSTONE MINES (MINES OF STRATIFIED IRONSTONE) and Collieries producing IRONSTONE with SHALE and FIRE CLAY.—Appendix No. IV., page 89.

No. III.

Names of COLLIERY INSPECTORS (1), and of *Inspectors Assisting* (2), and of Secretaries to Boards of Examination (3.)

INSPECTORS.	District under Inspection.
1. GEORGE W. SOUTHERN, Esq., 17, Wentworth Place, Newcastle-on-Tyne 2. W. N. ATKINSON, Esq., 10, Gloucester Terrace, Newcastle-on-Tyne 3. T. D. FORREST, Esq., 17, Rook Street, Shieldfield, Newcastle	Northumberland, Cumberland, and Durham North of the Wear.
1. JAMES WILLIS, Esq., Old Elvet, Durham 2. J. B. ATKINSON, Esq., Chilton Moor, Fence Houses 3. G. W. BARLETT, Esq., Cleveland Parade, Darlington	Durham South of the River Wear in its course from the Sea at Sunderland up as far as Harraton near Chester-le-Street, and from thence westward, the line of the Pontop and Shields branch of the North-eastern Railway and Westmoreland.
1. FRANK N. WARDELL, Esq., Wath-on-Deerne, near Rotherham 2. JOHN GERBERD, Esq., Westgate, Wakefield 3. J. R. JEFFERY, Esq., Solicitor, Bradford	The West Riding of Yorkshire.
1. THOMAS EVANS, Esq., Penybryn, Duffield Road, Derby 2. J. L. DICKINSON, Esq., 19, Leopold Street, Derby 3. WM. SAUNDERS, Esq., 42, Full Street, Derby	Derby, Nottingham, Warwickshire, and Leicester.
1. THOMAS WYNN, Esq., Stone 2. T. GRAY, Esq., Stone 3. JOSEPH KNIGHT, Esq., Newcastle-under-Lyme	North Staffordshire, Shropshire, and Cheshire.
1. JAMES P. BAKER, Esq., Tattenhall, Wolverhampton 2. W. B. SCOTT, Esq., Compton Road, Wolverhampton 3. WM. BLAKEMORE, Esq., Heath Town, Wolverhampton	South Staffordshire and Worcestershire.
1. JOSEPH DICKINSON, Esq., Pendleton, Manchester 2. J. S. MARTIN, Esq., Park Villas, Bury New Road, Prestwich, Manchester 3. W. M. PEACE, Esq., 19, King Street, Wigan	North and East Lancashire, called the Manchester District, and IRELAND.
1. THOMAS BELL, Esq., 5, Rufford Road, Liverpool 2. 3. W. M. PEACE, Esq., 19, King Street, Wigan	West Lancashire, the Wigan and St. Helen's Districts, and North Wales.
1. LIONEL BROUGH, Esq., 11, West Mall, Clifton, Bristol 2. THOMAS CADMAN, Esq., Newport, Monmouth 3. J. T. THOMAS, Esq., (care of) J. P. Baker, Esq., Albion Chambers, Bristol	Monmouthshire, Gloucestershire, Somersetshire, and Devonshire.
1. THOMAS E. WALES, Esq., Brunswick Place, Swansea 2. HENRY HALL, Esq., Westbury Villas, Walter's Road, Swansea 3. C. H. JAMES, Esq., 8, Courtland Terrace, Merthyr Tydfil	South Wales Coal Field.
1. RALPH MOORE, Esq., 7, Queen's Square, Glasgow 2. J. T. ROBSON, Esq., Cambuslang, Glasgow 3. D. WINGATE, Esq., Oraigneuk by Motherwell, N.B.	SCOTLAND.— <i>Eastern Division</i> —including East Lanarkshire, Fifeshire, Clackmannanshire, Haddingtonshire, Edinburghshire, Linlithgowshire, East Stirlingshire, &c.
1. WILLIAM ALEXANDER, Esq., 23, India Street, Glasgow 2. WILLIAM GALLOWAY, Esq., 375, Sanchiehall Street, Glasgow 3. C. MACPHERSON, Esq., 116, St. Vincent Street, Glasgow	SCOTLAND.— <i>Western Division</i> —including Ayr, Dumfries, Dumbarton, West Division of Stirling, and part of Lanarkshire.

COLLIERIES OF THE UNITED KINGDOM AT WORK IN 1873.

SUPPLIED, BY ORDER OF THE SECRETARY OF STATE FOR THE HOME
DEPARTMENT, BY THE INSPECTORS OF COAL MINES.

ENGLAND.

NORTHUMBERLAND, NORTHERN DIVISION OF DURHAM, AND CUMBERLAND.

Inspectors, GEORGE W. SOUTHERN, Newcastle-on-Tyne.

W. N. ATKINSON,

Ditto.

No.	Name of Colliery.	Where situated.	Owner's Name.
-----	-------------------	-----------------	---------------

SEASALE COLLIERIES.

District of Tyne, Blyth, and Coquet.

1	Acomb	Hexham	J. Morrison and Co.
2	Allerdean	Newcastle	W. W. Burdon (Executors of).
3	Andrews House	Gateshead	John Bowes and Partners.]
4	Ashington	Morpeth	Priestman and Co.
5	Axwell	Gateshead	R. S. Bagnall and Sons.
6	Backworth	Newcastle	Maud, Taylor, and Co.
7	Barrington	Morpeth	Bedlington Coal Co.
8	Beamish	Gateshead	Messrs. Joicey and Co.
9	Bedlington	Morpeth	Bedlington Coal Co.
10	Beaside	Blyth	Lambert, Nicholson, and Co.
11	Benton Moor	Newcastle	John Bowes and Partners.
12	Bewicke Main	Gateshead	Hunt, Perkins, and Co.
13	Blaydon Burn	Gateshead	Joseph Cowan and Co.
14	Blaydon Main	Do.	Messrs. Ramsay and Co.
15	Blenkinsop (Naworth)	Near Haltwhistle	M. Thompson and Sons.
16	Boldon	Near South Shields	Harton and Hilda Coal Co.
17	Broomhill	Morpeth	J. Sowerby and Co.
18	Broom Hill	Ebchester	H. Ritson and Co.
19	Burnopfield	Gateshead	John Bowes and Partners.
20	Burradon	Newcastle	Messrs. Lambert and Co.
21	Byer Moor	Gateshead	John Bowes and Partners.
22	Cambois	Blyth	Cowpen and North Seaton Coal Co.
23	Carr House	Consett	R. Dickinson and Co.
24	Choppington	Morpeth	Lambert, Nicholson, and Co.
25	Chevington	Do.	I. L. Bell and Co.
26	Coan Wood	Haltwhistle	Wilson and Crawhall.
27	Cox Lodge	Newcastle	Messrs. Lambert and Co.
28	Cramlington, East	Do.	Lamb, Potter, and Scott.
29	Cramlington, West	Do.	Lamb, Maud, Taylor, and Co.
30	Cowpen	Blyth	Cowpen and North Seaton Coal Co.
31	Denton Burn	Newcastle	Wm. Benson.
32	Dinnington	Near Newcastle	J. Bowes and Partners.
33	Dipton Delight Pit	Near Gateshead	Do.
34	Do. New	Do.	R. Dickinson & Co.'
35	East Castle	Medomsley, Gateshead.	Bainbridge, Kissop, and Co.
36	East Holywell	North Shields	Hugh Taylor and Co.
37	East Pontop	Near Gateshead	Bainbridge and Co.
38	East Stanley	Chester-le-Street	J. Joicey and Co.
39	East Tanfield	Gateshead	Do.
40	Elswick	Newcastle	Elswick Colliery Co.
41	Felling	Gateshead	Elliot and Co.
42	Fourstones	Hexham	Wm. Benson.
43	Garsfield	Gateshead	Marquis of Bute.
44	Gosforth	Newcastle	John Bowes and Partners.
45	Hamsterley	Gateshead	H. W. Watson.
46	Hartley New Winning	Newcastle	Lamb, Burdon, and Co.
47	Harton	South Shields	Harton and Hilda Coal Co.

No.	Name of Colliery.	Where situated.	Owner's Name.
48	Hebburn	Gateshead	Wallsend and Hebburn Coal Co.
49	Heworth	Do.	Henderson, Anderson, and Co.
50	Horsley	Near Wylam	The Horsley Coal Co.
51	Kibblesworth	Gateshead	John Bowes and Partners.
52	Killingworth	Newcastle	Do.
53	Lambley, (Naworth)	Near Haltwhistle	M. Thompson and Sons.
54	Lints	Gateshead	Gooch and Co.
55	Longhirst	Near Morpeth	Rev. Ed. Lawson.
56	Marley Hill	Gateshead	John Bowes and Partners.
57	Mickley	Haltwhistle	Cookson, Cuthbert, and Liddell.
58	Milkwellburn	Near Ebchester	John Carr.
59	Mount Moor	Do.	John Bowes and Partners.
60	Monkwearmouth	Sunderland	Bell, Stobart, and Co.
61	Montagu Fire Clay Pit	Near Newcastle	W. Ridley Carr.
62	Montagu Main	Newcastle	William Benson.
63	Netherton or Howard's West Hartley.	Morpeth	Jackson, Bean, and Co.
64	Newsham	Blyth	Cowpen and North Seaton Coal Co.
65	North Biddick	Washington Station	G. Elliot and Co.
66	North Seaton	Blyth	Cowpen and North Seaton Coal Co.
67	North Wylam	Wylam-on-Tyne	Robt. Dunn.
68	Norwood	Near Gateshead	J. Bowes and Partners.
69	Ouston	Gateshead	Hunt, Perkins, and Co.
70	Pensher	Pensher	Owner of Pensher Colliery.
71	Pensher Wear	Washington Station	R. B. Noble and Co.
72	Pegwood	Near Morpeth	J. Frazer.
73	Plashetts	Falstone	J. Tone and Co.
74	Pontop	Gateshead	John Bowes and Partners.
75	Prudhoe	Do.	Wm. Isaac Cookson and Co.
76	Radcliffe	Acklington	Harrison, Carr, and Co.
77	Redheugh	Gateshead	Redheugh Coal Co.
78	Saint Hilda	South Shields	Harton and Hilda Coal Co.
79	Seaton Burn	Newcastle	J. Bowes and Partners.
80	Seaton Delaval	North Shields	Lamb, Burdon, and Co.
81	Seghill	Newcastle	J. Laycock and Co.
82	Sheriff Hill	Gateshead	E. Forster.
83	Shield Row	Do.	E. Dickinson and Co.
84	Shipcote	Do.	John Bowes and Partners.
85	Shiremoor	Newcastle	Shiremoor Coal Co.
86	South Benwell	Do.	Cochrane Carr.
87	South Derwent	Gateshead	E. Dickinson and Co.
88	South Medomsley	Medomsley	T. Vaughan and Co.
89	South Pelaw	Chester-le-Street	E. M. Perkins and Partners.
90	South Pontop	Annfield Plain	Messrs. Ritson.
91	South Tanfield	Chester-le-Street	Jas. Joicey and Co.
92	Springwell	Gateshead	John Bowes and Partners.
93	Stella	Do.	A. Potter and Co.
94	Tanfield, Lea	Do.	J. Joicey and Co.
95	Do. Moor	Do.	Do.
96	Team (Eighton Moor)	Do.	W. W. Burdon (Executors of).
97	Throckley	Newcastle	E. Stephenson and Son.
98	Throckley, New Wining	Newburn-on-Tyne	Spencer and Co.
99	Tyne Main	Gateshead	George Elliot and Co.
100	Townley	Do.	A. Potter and Co.
101	Togstone, North	Acklington	Logstone Coal Co.
102	Twizel	Chester-le-Street	Jas. Joicey and Co.
103	Ulgham Grange	Morpeth	Wood and Slinn.
104	Urpeth	Chester-le-Street	Hunt, Perkins, and Co.
105	Usworth	Washington Station	Jonassohn and Elliot.
106	Walbottle	Newcastle	R. O. Lamb.
107	Walker	Do.	N. Lambert and Co.
108	Wallsend	North Shields	Wallsend and Hebburn Coal Co.
109	Wardley	Gateshead	J. Bowes and Partner.
110	Washington	Washington Station	W. Stobart.
111	West Pelton	Chester-le-Street	Jas. Joicey and Co.
112	West Sleekburn	Morpeth	Bedlington Coal Co.
113	West Wylam	Prudhoe	Cookson & Co.
114	Whitley and Monk Seaton	North Shields	Whitley and Monkseaton Coal Co.
115	Wylam Hills	Prudhoe	S. Forster and Co.
116	Wylam Wood	Wylam	Bainbridge and Co.

LANDSALE COLLIERIES IN NORTHUMBERLAND AND NORTH DURHAM INSPECTOR'S DISTRICT.

1	Alnwick Moor	Near Alnwick	Alnwick Coal and Lime Co.
2	Arwell Fire Clay Mine	Near Gateshead	Represents of late Mr. Hannington.
3	Barcombe	Haltwhistle	J. and E. Makepeace.
4	Benwell (Delaval)	Newcastle	John O. Scott and Co.
5	Berry Coat	Birtley-on-Tyne	Hopper and Lamb.
6	Billy Law	Berwick	Scremerston & Shoreswood Coal Co.
7	Billy Mill	North Shields	North Shields Water Co.
8	Biteabout	Near Lowick	Salisbury and Sons.
9	Bows Hill	Bellingham	Jos. Armstrong.
10	Brinkburn	Near Acklington	Jno. Coulthard.
11	Brown Rigg	Bellingham	J. Armstrong.

No.	Name of Colliery.	Where situated.	Owner's Name.
12	Busy Gap	Near Rothbury	J. Bonner.
13	Callerton	Newcastle	S. Forster.
14	Cart Bog and Stublick	Near Hexham	Shield and Dinning.
15	Chatton	Belford	W. K. Jackson.
16	Christin Bank	Berwick	Christin Bank Coal Co.
17	Churm	Morpeth	John Straker.
18	Cowden	Hexham	Thompson Osborne.
19	Deckham Hall	Gateshead	J. Hopper and Co.
20	Doddington	Wooler	S. Saulsbury.
21	Elletton		
22	Eltringham	Gateshead	Bainbridge and Co.
23	Felkington	Berwick	Scremerston and Shoreswood Coal Co.
24	Fenham	Newcastle	Bainbridge and White.
25	Ford Moss	Wooler	Marchioness of Waterford.
26	Fallowfield	Hexham	Walton and Cowper.
27	Framlington	Felton	Messrs. G. and W. Nicholson.
28	Gateshead Low Fell	Gateshead	E. Foster and Co.
29	Grange	Longhurst, Morpeth	— Thompson.
30	Gray Mare	Hexham	— Brown.
31	Gunnerton	Hexham	Joseph Armstrong.
32	Hareshaw Head	Bellingham	Sir W. G. Armstrong and Co.
33	Hedley	Gateshead	William Walker.
34	Heddon	Newcastle	Thos. Bates.
35	Ingoe	Matfen	Duke of Northumberland.
36	Kirkheaton	Belsay	Grace and Tone.
37	Longwitton	Rothbury	J. Bonner.
38	Lynetrope.		
39	Lickar	Lowick	Strutt and Allan.
40	Lowick	Berwick	Salisbury and Co.
41	Medomsley Edge	Near Medomsley	E. O. Tregelles.
42	Melkridge	Haltwhistle	John Nicholson.
43	Do. Drift	Do.	Henderson and Walter.
44	Mickley Bank	Prudhoe	Elizabeth Bewick.
45	Morewood, East	Haltwhistle	Matilda Hall.
46	Do. West	Do.	Hepworth and Buck.
47	Newton-on-the-Moor	Felton	E. G. Reed.
48	Netherwitton	Rothbury	Jas. Temple.
49	North Sunderland	Berwick	T. Anderson and Co.
50	Prestwick	Ponteland	Turner and Young.
51	Prudhoe	Prudhoe	John Johnson.
52	Preston	North Shields	Messrs. Johnson.
53	Quarry Banks	Morpeth	Jno. Caisley.
54	Lock House	Haltwhistle	Plain Mellor Coal Co.
55	Rothbury	Rothbury	Jas. Temple.
56	Ryton	Gateshead	E. Simpson.
57	Scotwood Fire Clay Drift	Newcastle	J. Robson.
58	Scremerston	Berwick	Scremerston and Shoreswood Coal Co.
59	Shilbottle	Alnwick	Messrs. Taylor.
60	Shoreswood	Berwick	Scremerston and Shoreswood Coal Co.
61	South Garesfield	Gateshead	Thos. Richardson and Co.
62	South Tyne	Haltwhistle	Owners of South Tyne Colliery.
63	South Tyne Fire Clay Mine	Do.	W. Hudspith.
64	Stiddle Hill	Bellingham	Sir W. Armstrong and Co.
65	Victoria Garesfield	Chopwell, near Gateshead.	Thos. Ramsay.
66	Whickham	Gateshead	Jas. Snowball
67	Whittington	Corbridge	J. Hall.
68	Widdrington	Do.	Wm. Barkus.

CUMBERLAND.

1	Asby	Workington	Mrs. Irving.
2	Bolton (Sinking)	Wigton	Maryport Hæmatite Iron Co.
3	Bowthorn	Whitehaven	Whitehaven Hæmatite Iron Co.
4	Branthwaite	Workington	John Graham.
5	Brayton (Domain)	Aspatria	John Harris's representatives.
6	Broughton Moor	Maryport	Robert Wilson.
7	Buckhill	Workington	J. and W. Fletcher and Co.
8	Camerton	Do.	Cook and Co.
9	Cleator Moor	Whitehaven	Whitehaven Hæmatite Iron Co.
10	Clifton	Workington	I. and W. Fletcher and Co.
11	Crossby and Gilcruise	Maryport	Mulcaster and Co.
12	Dearham Main	Do.	John and Thos. Walker.
13	Deen Main	Workington	Broughton Moor Co-operative Co.
14	Deen Moor	Maryport	Blair, Curwin, and Co.
15	Dovenby	Do.	Harris and Carlton.
16	Eagle Gill	Do.	
17	Ellenborough	Do.	J. Harris's representatives.
18	Flimby	Do.	Robert Wilson.
19	Frizzington	Whitehaven	Musgrave and Co.

No.	Name of Colliery.	Where situated.	Owner's Name.
20	Gap Shields (Naworth)	Carlisle	M. Thompson and Sons.
21	Gillgarron	Workington	Gillgarron Coal Co.
22	Gillhead	Maryport	Lucock and Carlton.
23	Grey Southen	Do.	Trustees of late John Harris.
24	Harrington	Harrington	Bain, Blair, and Paterson.
25	Lamplugh	Workington.	
26	Melgramfts	Do.	Fletcher and Co.
27	Medgeholme	Carlisle	M. Thompson and Sons.
28	Moor Side	Workington	W. Baird and Co.
29	Naworth Collieries	Milton, Carlisle	M. Thomson and Sons.
30	St. Helen's	Maryport	Mulcaster and Co.
31	Seaton Fire Clay Mine	Workington	Jas. Cape and Co.
32	Tarn House	Carlisle	M. Thompson and Sons.
33	Throptwaite	Whitehaven	Ainsworth and Hartley.
34	Whitehaven	Do.	Earl of Lonsdale.
35	Whitehaven Fire Clay Mine	Do.	Owners of the Whitehaven Fire Clay Mine.
36	Workington	Workington	Sparks and Co.
37	Wythe Moor	Do.	Wythe Moor Coal Co.

WESTMORELAND, see page 77.

SOUTHERN DIVISION OF DURHAM.

H. M. Inspector, JAMES WILLIS, Old Elvet, Durham.

J. B. ATKINSON, Chilton Moor, Fence Houses.

No. of Collieries.	No. of Pits.	Names of Collieries.	Names of Pits comprised in the afore-mentioned Collieries.	Where situated.	Owner's Names.
1	1	Adelaide	Jane Pit	Bishop Auckland	Jos. Pease and Partners.
2	2	Auckland Park	North Pit	Do.	Bolckow, Vaughan, and Co., Limited.
	3	Do.	South Pit	Do.	Do.
3	4	Bearpark, Brancepeth.	Two Pits	Durham	Bearpark Coal and Coke Co., Limited.
4	5	Binchester	Two Pits	Ferry Hill	Bolckow, Vaughan, and Co., Limited.
5	7	Bishop Middleham	(Re-opening)	Ferry Hill	Weardale Iron and Coal Co., Limited.
6	8	Bishop's Close	One Pit	Ferry Hill	Weardale Iron and Coal Co., Limited.
7	9	Black Boy	Gurney Pit	Bishop Auckland	Bolckow, Vaughan, and Co.
8	10	Black Prince	Main Coal Drift	Tow Law, by Darlington.	Weardale Iron and Coal Co., Limited.
	11	Do.	Five-quarter Drift	Do.	Do.
9	12	Brancepeth	A. Pit	Willington, Durham	Strakers and Love.
	13	Do.	C. Pit	Do.	Do.
10	14	Brandon	A. Pit	Durham	Do.
	15	Do.	B. Pit	Do.	Do.
	16	Do.	C. Pit	Do.	Do.
11	17	Brasside	Brasside	Do.	Earl Durham.
13	18	Broomside	Broomside	Do.	Broomside Coal Co.
13	19	Broom Park	One Pit	Do.	North Brancepeth Coal Co., Limited.
14	20	Brownay Bank	Drift	Lanchester, Durham	Love and Weir.
15	21	Burnhope	Fortune	Do.	Fletcher and Sowerby.
	22	Do.	Annie	Do.	Do.
	23	Do.	Try-'em-all	Do.	Do.
16	24	Butterknowle	Diamond	via Darlington	Owners of Butterknowle Colliery.
	25	Do.	Marr's-field	Do.	Do.
	26	Do.	Copley	Do.	Do.
17	27	Byers Green	Michael	Willington, Durham	Bolckow, Vaughan, and Co., Limited.
	28	Do.	(Sinking)	Do.	Do.
18	29	Byron	A.	Chester - le - Street, Fence Houses.	Theidemann and Wallis.
	30	Do.	B.	Do.	Do.
19	31	Carterthorne	Drift	Bishop Auckland	Henry Chaytor.
20	32	Caesop	Vale Pit	Ferry Hill	Robson and Co.
21	33	Castle Eden	East	Do.	R. S. Johnson and others.
	34	Do.	South	Do.	Do.
22	35	Charlaw	Drift	Durham	G. Elliot and W. Hunter.
23	36	Chester Moor. South	One Pit	Chester - le - Street, Fence Houses.	Theidemann and Wallis.

N ^o . of Collieries.	N ^o . of Pits.	Names of Collieries.	Names of Pits comprised in the afore-mentioned Collieries.	Where situated.	Owner's Names.
24	37	Cocken -	One Pit -	Durham -	Earl Durham.
25	38	Cold Knot -	One Pit -	Crook, Darlington -	Wooler, Chapman, and Co.
	39	Do. -	One Drift -	Do. -	Do.
26	40	Chilton -	} Two pits -	Ferry Hill -	Chilton Coal Co.
	41	Do. -			
27	42	Consett -	Delves -	Consett, Durham -	Consett Iron Co., Limited.
	43	Do. -	Iveston -	Do. -	Do.
	44	Do. -	Brooms (drift) -	Do. -	Do.
	45	Do. -	Eden Pit -	Do. -	Do.
	46	Do. -	Westwood -	Do. -	Do.
	47	Do. -	Mount Pleasant -	Do. -	Do.
	48	Do. -	Medomsley -	Do. -	Do.
	49	Do. -	Ebchester -	Do. -	Do.
	50	Do. -	Derwent -	Newcastle-on-Tyne -	Do.
28	51	Cornsay -	Drift -	Durham -	Ferens and Love.
30	52	Coxhoe -	Harvey Pit -	Ferry Hill -	Rosedale and Ferry.
	53	Do. -	Main Coal -	Do. -	Hill Iron Co.
31	54	Craghead -	Holmside -	Chester-le-Street, Fence Houses.	Thomas Hedley and Bros.
32	55	Crook -	Crook -	Darlington -	Chapman and Morson.
33	56	Deaf Hill -	Deaf Hill -	Trimdon, Ferry Hill -	Trimdon Coal Co.
34	57	Dryburn Grange -		Durham -	Stevenson, Jacques, and Co.
35	58	East Howle -		Ferry Hill -	East Howle Coal Co.
36	59	East Beechburn -		Howden, Darlington -	Hogg, Walton, and Co.
37	60	East Hetton -	North -	Coxhoe, Durham -	East Hetton Coal Co.
	61	Do. -	South -	Do. -	Do.
38	62	Edmondsley -	Wellington -	Durham -	S. Tyaack and Co.
	63	Do. -	Busty -	Do. -	Do.
39	64	Elmore -	George -	Hetton-le-Hole, Fence Houses.	Hetton Coal Co.
	65	Do. -	Lady -	Do. -	Do.
40	66	Elm Park -		Tow Law, Darlington -	Bainbridge and Co.
41	67	Eppleton -	Jane -	Hetton-le-Hole, Fence Houses.	Hetton Coal Co.
	68	Do. -	Caroline -	Do. -	Do.
	69	Do. -	New -	Do. -	Do.
42	70	Etherley -	George -	Etherley, Darlington -	Henry Stobart and Co.
	71	Do. -	Jane -	Do. -	Do.
	72	Do. -	Rush -	Do. -	Do.
43	73	Evenwood -		Bishop Auckland -	T. Charlton and Co.
44	74	Ferry Hill -		Ferry Hill -	Ferry Hill Coal Co.
45	75	Findon Hill -	A. -	Durham -	Owners of Findon Hill Colliery.
	76	Do. -	Whitehouse -	Do. -	Do.
46	77	Framwellgate -		Do. -	Stevenson, Jacques, and Co.
47	78	Gordon House -	Hall -	Darlington -	Gordon House Coal Co.
48	79	Greenhead -		Crook, Darlington -	T. Charlton and Co.
49	80	Hamsteels -		Durham -	Johnson, Reay, and Johnson.
50	81	Hargill -		Crook, Darlington -	Wooler, Chapman, and Co.
51	82	Harraton -	One Pit -	Chester-le-Street -	Earl Durham.
52	83	Haswell -	Engine -	Fence Houses -	Haswell, Basington, and Shotton Coal and Coke Co., Limited.
	84	Do. -	Little -	Do. -	Do.
53	85	Hedley Hill -		Tow Law, Darlington -	Weardale Iron and Coal Co., Limited.
54	86	Hedley Hope -	Shaft -	Do. -	Thos. Vaughan and Co.
	87	Do. -	Drift -	Do. -	Do.
55	88	Herrington -	Two Pits (Sinking) -	Fence Houses -	Earl Durham.
56	89	Hetton -	Minor -	Hetton-le-Hole, Fence Houses.	Hetton Coal Co.
	90	Do. -	Blossom -	Do. -	Do.
57	91	Houghall -		Durham -	Joseph Love.
58	92	Howden -	Iron Banks -	Howden, Darlington -	G. Hutchinson and Co.
	93	Do. -	Five Quarter -	Do. -	Do.
59	94	Hunwick -	Gibson -	Willington, Durham -	Bolckow, Vaughan, and Co., Limited.
60	95	Hunwick, West -		Bishop Auckland -	Lackenby Iron Co.
61	96	Hutton Henry -	Two Pits (Sinking) -	Ferry Hill -	Hutton Henry Coal and Coke Co., Limited.
62	97	Inkermann -	Drift -	Tow Law, Darlington -	Ferens and Love.
63	98	Ivesley -	One Pit -	Crook, Darlington -	T. Charlton and Co.
64	99	Kepier -	Wood -	Durham -	John Thwaites.
65	100	Kimblesworth -	Two Pits (Sinking) -	Crook, Darlington -	Elliot and Hunter.
66	101	Lanchester -		Durham -	Dormand and Partners.
67	102	Langley -		Witton Gilbert, Durham.	Consett Iron Co., Limited.

N ^o . of Collieries.	N ^o . of Pits.	Names of Collieries.	Names of Pits comprised in the afore-mentioned Collieries.	Where situated.	Owner's Names.
68	103	Leasingthorne	- - -	Coundon, Bishop Auckland.	Bolckow, Vaughan, and Co.
69	104	Littleburn	Engineer	Durham	North Brancepeth Coal Co., Limited.
70	105	Do.	Marchant	Do.	Do.
71	106	Do.	Miner	Do.	Do.
72	107	Littletown	Lord Lambton	Do.	Earl Durham.
73	108	Low Bitchburn	-	Crook, Darlington	John Sharp.
74	109	Ludworth	North	Durham	Original Hartlepool Collieries Co., Limited.
	110	Do.	South	Do.	Do.
75	111	Lumley	Second	Fence Houses	Earl Durham.
	112	Do.	Sixth	Do.	Do.
76	113	Mainsforth	(Sinking)	Ferry Hill	Mainsforth Coal Co.
77	114	Marshall Green	Shaft	Bishop Auckland	Owners, Marshall Green Colliery.
	115	Do.	Drift	Do.	Do.
78	116	Middle Bitchburn	-	Howden, Darlington	G. Pease and Co.
79	117	Middridge	-	Shildon, Darlington	Weardale Iron and Coal Co., Limited.
80	118	Murton	East	South Hetton, Fence Houses.	South Hetton Coal Co.
	119	Do.	Middle	Do.	Do.
	120	Do.	Folka	Do.	Do.
81	121	Nettleworth	Shaft	Chester-le-Street, Fence Houses.	G. Elliot and William Hunter.
	122	Do.	Do.	Do.	Do.
82	123	Newbottle	Houghton, Old	Do.	Earl Durham.
	124	Do.	Do. New	Do.	Do.
	125	Do.	Margaret	Do.	Do.
	126	Do.	Dorothea	Do.	Do.
	127	Do.	Lady Ann	Do.	Do.
	128	Do.	D.	Do.	Do.
83	129	New Brancepeth	-	Durham	Elswick Colliery Co.
84	130	New Copley	John	Cockfield, Darlington	Fryer and Co.
85	131	Newfield	Quarry	Willington, Durham	Bolckow, Vaughan, and Co.
	132	Do.	One Pit	Chester-le-Street	Lord Dunsany and Partners, Pelton Colliery.
86	133	Newton Cap	Barrington	Bishop Auckland	Hy. Stobart and Co.
87	134	North Bitchburn	Shafts	Do.	North Bitchburn Coal Co.
88	135	North Brancepeth	Boyne	Durham	North Brancepeth Coal Co.
89	136	North Hetton	Moorsley, East	Hetton-le-Hole, Fence Houses.	North Hetton Coal Co.
	137	Do.	Do. West	Do.	Do.
	138	Do.	Hazard	Do.	Do.
90	139	North End	Shaft	Cockfield, Darlington	Simpson Walker.
	140	Do.	Drift	Do.	Do.
91	141	Norwood	Oaks	Darlington	Owners, Norwood Colliery.
92	142	Oakenshaw	Shaft	Willington, Durham	Strakers and Love.
93	143	Old Durham	Do.	Durham	Marquess of Londonderry.
94	144	Old Thornley	Do.	Tow Law, Darlington	Weardale Iron and Coal Co.
	145	Do.	Do.	Do.	Do.
95	146	Pease's West	Emma	Crook, Darlington	Jos. Pease and Partners.
	147	Do.	Lucy	Do.	Do.
	148	Do.	Job's Hill	Do.	Do.
	149	Do.	Bowden Close	Do.	Do.
	150	Do.	Stanley	Do.	Do.
	151	Do.	Woolley	Do.	Do.
	152	Do.	Brandon	Do.	Do.
	153	Do.	Sunnyside	Do.	Do.
	154	Do.	Eah	Do.	Do.
96	155	Pelton	Shaft	Chester-le-Street, Fence Houses.	Lord Dunsany and Partners.
97	156	Pittington	Londonderry	Fence Houses	North Hetton Coal Co.
	157	Railley Fell	Shaft	Etherley, Darlington	Henry Stobart and Co.
	158	Do.	Land's Drift	Do.	Do.
	159	Do.	Land's High Pit	Do.	Do.
99	160	Rainton	Alexandrina	Fence Houses	Marquess of Londonderry.
	161	Do.	Adventure	Do.	Do.
	162	Do.	Nicholson's	Do.	Do.
100		Rough Lee	Shaft	Witton-le-Wear, Darlington.	North Bitchburn Coal Co.
	163	Do.	-	Do.	Do.
101	164	Ryhope	North	Sunderland	Ryhope Coal Co.
	165	Do.	South	Do.	Do.
	166	Do.	West	Do.	Do.
	167	Sacriston	Victoria	Durham	G. Elliot and W. Hunter.
102	168	Saint Helens	Engine	Bishop Auckland	Jos. Pease and Partners.
	169	Do.	Tindale	Do.	Do.

No. of Collieries.	No. of Pits.	Names of Collieries.	Names of Pits comprised in the afore-mentioned Collieries.	Where situated.	Owner's Names.
104	170	Seaham - - -	No. 1 - - -	Sunderland - -	Marquess of Londonderry.
	171	Do. - - -	No. 2 - - -	Do. - - -	Do.
	172	Do. - - -	No. 3 - - -	Do. - - -	Do.
105	173	Sherburn House -	- - -	Durham - - -	Earl Durham.
106	174	Sherburn - - -	East - - -	Do. - - -	Do.
	175	Do. - - -	West - - -	Do. - - -	Do.
	176	Do. - - -	Lady Durham -	Do. - - -	Do.
107	177	Shildon - - -	- - -	Darlington - -	Shildon Coal Co.
108	178	Shildon Lodge -	Harker - - -	Do. - - -	Bolckow, Vaughan, and Co.
	179	Do. - - -	Furnace - - -	Do. - - -	Do.
109	180	Shincliffe - - -	- - -	Durham - - -	Joseph Love.
110	181	Shotton - - -	North - - -	Castle Eden, Ferry Hill.	Haswell, &c., Coal and Coke Co., Limited.
	182	Do. - - -	South - - -	Do. - - -	Do.
111	183	Silksworth - - -	- - -	Sunderland - -	Marquess of Londonderry.
	184	Do. - - -	(Do.) - - -	Do. - - -	Do.
112	185	South Brancepeth -	Brockwall - -	Willington, Durham	Bell Brothers.
	186	Do. - - -	Busty - - -	Do. - - -	Do.
	187	Do. - - -	Brownay No. 1 -	Do. - - -	Do. (Sinking).
	188	Do. - - -	Do. No. 2 - - -	Do. - - -	Do. (do.)
	189	Do. - - -	Do. No. 3 - - -	Do. - - -	Do. (do.)
113	190	South Durham -	John Henry - -	Darlington - -	Owners, South Durham Colliery.
	191	Do. - - -	Harry - - -	Do. - - -	Do.
114	192	South Hetton - -	North - - -	Fence Houses - -	South Hetton Coal Co.
	193	Do. - - -	South - - -	Do. - - -	Do.
115	194	South Moor - - -	Morrison - - -	Chester-le-Street, Fence Houses.	Hedley and Bell.
	195	Do. - - -	Charlie - - -	Chester-le-Street -	Hedley Bros.
	196	Do. - - -	Louisa - - -	Do. - - -	Do.
116	197	South Pontop - -	Lizzie - - -	Annfield Plain, Durham.	Messrs. Ritson's.
	198	Do. - - -	Willie - - -	Do. - - -	Do.
117	199	South Wingate -	- - -	Ferry Hill - - -	Hutton Henry Coal and Coke Co., Limited.
118	200	Spennymoor - - -	- - -	Do. - - -	Owners, Whitworth Colliery.
119	201	Storey Lodge - -	- - -	Darlington - -	T. Charlton and Co.
120	202	Sunderland Bridge	Two Pits (Sinking)	Durham - - -	Weardale Iron and Coal Co.
121	203	Tees Hetton - - -	- - -	Evenwood, Bishop Auckland.	T. Charlton and Co.
122	204	Thinford - - -	- - -	Ferry Hill - - -	J. G. Wild and Co.
123	205	Thrislington - -	Jane - - -	Coxhoe, Ferry Hill -	Rosedale and F. H. Iron Co.
124	206	Thornley - - -	No. 1 - - -	Ferry Hill - - -	Original Hartlepool Collieries Co., Limited.
	207	Do. - - -	- - -	Do. - - -	Do.
	208	Do. - - -	No. 2 - - -	Do. - - -	Do.
	209	Do. - - -	No. 3 - - -	Do. - - -	Do.
	210	Do. - - -	No. 4 - - -	Do. - - -	Do.
125	211	Tow Law - - -	- - -	Darlington - -	Weardale Coal and Iron Co.
126	212	Tindale - - -	Emily - - -	Bishop Auckland -	Thomas Vaughan and Co.
127	213	Trimdon - - -	No. 1 - - -	Ferry Hill - - -	Trimdon Coal Co.
	214	Do. - - -	No. 2 - - -	Do. - - -	Do.
128	215	Trimdon Grange -	No. 1 - - -	Do. - - -	Trimdon Grange Coal Co.
	216	Do. - - -	No. 2 - - -	Do. - - -	Do.
129	217	Tudhoe - - -	East - - -	Do. - - -	Weardale Iron and Coal Co.
	218	Do. - - -	West - - -	Do. - - -	Do.
130	219	Tudhoe Grange -	No. 1 - - -	Do. - - -	Do.
	220	Do. - - -	No. 2 - - -	Do. - - -	Do.
	221	Do. - - -	- - -	Do. - - -	Do.
131	221	Tursdale - - -	- - -	Do. - - -	Bell Brothers.
132	222	Ushaw Moor - - -	Drift Shaft (sinking)	Durham - - -	John Sharp.
	223	Do. - - -	- - -	Do. - - -	Do.
133	224	Vane's Hartley -	- - -	Cockfield, Staindrop	B. Summerson and Co.
134	225	Victoria - - -	- - -	Bishop Auckland -	Robson and Co.
135	226	Waldridge - - -	A. - - -	Chester-le-Street, Fence Houses.	Thiedemann and Wallis.
136	227	West Auckland -	Windlestone -	Bishop Auckland -	Bolckow, Vaughan, and Co., Limited.
	228	Do. - - -	Harvey - - -	Do. - - -	Do.
137	229	West Bitchburn -	- - -	Tow Law, Darlington	Owners, W. Bitchburn Colliery.
138	230	West Broom - - -	- - -	Durham - - -	North Brancepeth Coal Co., Limited.
139	231	West Copley - - -	- - -	Darlington - -	Ord and Maddison.
140	232	Westerton - - -	- - -	Coundon, Bishop Auckland.	Bolckow, Vaughan, and Co., Limited.
141	233	West Stanley - -	Lamp - - -	Chester-le-Street, Fence Houses.	David Burn.
	234	Do. - - -	- - -	Chester-le-Street -	Do.

No. of Collieries.	No. of Pits.	Names of Collieries.	Names of Pits comprised in the afore-mentioned Collieries.	Where situated.	Owner's Names.
142	236	West Thornley	- - -	Tow Law, Darlington	Weardale Iron and Coal Co.
143	236	Wheatley Hill	- - -	Ferry Hill - -	Original Hartlepool Collieries Co., Limited.
144	237	White Lee	Bolckow - -	Crook, Darlington -	Bolckow, Vaughan, and Co.
	238	Do.	Vaughan - -	Do. - -	Do.
145	239	Whitwell	- - -	Durham - -	Whitwell Coal Co.
146	240	Whitworth	- - -	Ferry Hill - -	Owners, Whitworth Colliery.
147	241	Willington	A. - -	Willington, Durham	Strakers and Love.
	242	Do.	B. - -	Do. - -	Do.
148	243	Windlestone	(Sinking) -	Ferry Hill - -	Jos. Pease and Partners.
149	244	Wingate Grange	Lady - -	Do. - -	Owners, Wingate Grange Colliery.
	245	Do.	Lord - -	Do. - -	Do.
	246	Do.	Beeswing -	Do. - -	Do.
150	247	Witton-le-Wear	- - -	Darlington - -	Witton Fire Brick, &c., Co.
151	248	Witton Park	- - -	Bishop Auckland -	Hogg Walton, and Co.
152	249	Woodhouse Close	- - -	Do. - -	Thomas Vaughan and Co.
153	250	Woodfield	B. - -	Crook, Darlington -	Bolckow, Vaughan, and Co.
154	251	Woodlands	(Sinking) -	Cockfield, Darlington	Owners, Woodlands Colliery.

LANDSALE COLLIERIES IN SOUTHERN DIVISION OF DURHAM.

1	Cockfield	- - -	Darlington	- - -	J. Dixon and Partners.
2	Coundon	- - -	Bishop Auckland	- - -	Veitch and Co.
3	Crook Hall	- - -	Durham	- - -	J. Lishman and Co.
4	Elvet	- - -	Do.	- - -	T. Crawford.
5	Langley Grove	- - -	Do.	- - -	A. Smith and Sons.
6	Hill Top	- - -	Do.	- - -	E. Halliday.
7	St. Ives	- - -	Iveston	- - -	Freeholders of Iveston

YORKSHIRE.

H.M. Inspector, FRANK N. WARDELL, Wath, Rotherham.

JOHN GERRARD, Westgate, Wakefield.

No.	Name of Colliery.	Where situated.	Owner's Name.
1	Denholme	Bingley	Townend Brothers.
2	Do.	"	Do.
3	Shipley Moor	"	Briggs and Sons.
4	Wilsden	"	Wood and Son.
1	Agnes	Barnsley	William Day.
2	Barrow	"	Barrow Haematite Steel Co.
3	Belle Vue (Darton)	"	T. W. Naylor.
4	Blacker Main	"	Blacker Main Coal Co.
5	Bloomhouse Green	"	Henry Lodge.
6	Church Lane (Dodworth)	"	Holden and Whitworth.
7	Corton Wood	"	Corton Wood Coal Co.
8	Darfield	"	Darfield Main Coal Co.
9	Darley Main	"	Darley Main Co.
10	Dodworth Road	"	Bell Armitage.
11	East Gawber	"	Craik and Co.
12	Ellis Laith	"	Leather and Littlewood.
13	Edmund's Main	"	Mitchell and Co.
14	Gawber Hall	"	Messrs. Greaves.
15	Haigh	"	Fountain and Son.
16	Hall Royd (Silkstone)	"	S. Yorkshire Coal and Iron Co.
17	High Royd and Elsecar	"	Hall and Co.
18	High Stile	"	High Stile Coal Co.
19	Hodroyd	"	Hodroyd Coal Co.
20	Houghton Main	"	Houghton Main Coal Co.
21	Hoyland and Silkstone	"	Wells and Co.
22	Kidfield Nook	"	Joseph Sykes.
23	Lund Hill	"	Lund Hill Coal Co.

No.	Name of Colliery.	Where situated.	Owner's Name.
24	Mitchell Main	Barnsley	Mitchell and Co.
25	Moor House	"	Fountain and Son.
26	Monk Bretton	"	Monk Bretton Coal Co.
27	Mount Osborne	"	William Day.
28	New Gawber Hall	"	Sturges, Paley, and Co.
29	North Gawber	"	Thorp's Gawber Hall Co.
30	Oaks	"	Barber and Co.
31	Oakwell	"	Senior Brothers.
32	Old Mill	"	William Day.
33	Old Silkstone	"	R. C. Clarke.
34	Old Silkstone Main	"	Cooper and Co.
35	Old Town	"	Joshua Barraclough.
36	Pinder Oaks	"	Darley Main Co.
37	Rockingham	"	Newton, Chambers, and Co.
38	Rockley Coal and Ironstone	"	Cooper and Co.
39	Rosa	"	W. Day.
40	Rose Hill	"	Geo. Senior.
41	Silkstone Fall	"	Silkstone Fall Co.
42	Silkstone Main	"	G. Howarth and Co.
43	Silkstone New, of Higham	"	Silkstone and Dodworth Coal and Iron Co.
44	Swalthe Main	"	Mitchell and Co.
45	Stratford	"	Stratford Coal Co.
46	Victoria	"	Sutcliffe and Co.
47	Wath Wood	"	Wombwell Main Co.
48	West Gawber	"	Henry Durden.
49	Wharnccliffe Silkstone	"	Wharnccliffe Silkstone Coal Co.
50	Wharnccliffe Woodmoor	"	Wharnccliffe Woodmoor Coal Co.
51	Willow Bank	"	Thorp's Gawber Hall Co.
52	Winter Hill (Hoyland)	"	Thos. Haigh.
53	Wombwell Main	"	Wombwell Main Coal Co.
54	Woolley	"	Woolley Coal Co.
55	Worsborough Park	"	Cooper and Co.
1	Allerton	Bradford	Bowling Iron Co.
2	Do.	"	Wood and Son.
3	Blue Hill (Birkenshaw)	"	Joe. Holmes.
4	Bolton Wood	"	Handforth and Co.
5	Booth Holme Field (Tong)	"	Holliday and Clough.
6	Bowling	"	Hird, Dawson, and Hardy.
7	Do.	"	Joseph Beanland.
8	Do.	"	Bowling Iron Co.
9	Do.	"	E. Gittins.
10	Bradford	"	Bowling Iron Co.
11	Broom Hall	"	Thomas Pitts.
12	Bunkers Hill	"	Bowling Iron Co.
13	Cleckheaton	"	Bowling Iron Co.
14	Do.	"	Hird, Dawson, and Hardy.
15	Clifton	"	Do.
16	Cutler Height	"	Hird, Dawson, and Hardy.
17	Dog Lane	"	G. Mortimer.
18	Eccleshill	"	Thomas Tomlinson.
19	Heaton	"	Briggs and Sons.
20	Do. (Shipley)	"	George Heaton.
21	Holme Bank	"	Hird, Dawson, and Hardy.
22	Hunsworth	"	Bowling Iron Co.
23	Hunsworth Mills (Cleckheaton)	"	J. and R. Taylor.
24	Laister Dyke	"	Joseph Cliffe and Son.
25	Merchant Fields (Cleckheaton)	"	Bateman, Holt, and Healey.
26	Newmarket (Tong)	"	Squire Broadbent.
27	North Bierley	"	Bowling Iron Co.
28	Do.	"	Hird, Dawson, and Hardy.
29	Do.	"	Shipley Fire Clay Co.
30	North Cliff	"	Holt and Cry.
31	Popplewell (Cleckheaton)	"	W. Terry and Co.
32	Red Hill (Tong)	"	Smith and Co.
33	Rockwell	"	Hird, Dawson, and Hardy.
34	Scholes	"	Crossland Coal Co.
35	Do.	"	Green and Bland.
36	Scholes (Cleckheaton)	"	Hird, Dawson, and Hardy.
37	Shelf	"	Airedale Brick and Tube Co.
38	Shipley	"	William Frith.
39	Shipley Moor	"	G. Turner.
40	Southfield Lane	"	Wood and Son.
41	Thornton	"	D. Illingworth and Sons.
42	Do.	"	Healey and Co.
43	Toftshaw Moor	"	H. Wilkinson.
44	Tong Street	"	Hird, Dawson, and Hardy.
45	Tong	"	Bowling Iron Co.
46	Do.	"	S. Broadbent.
47	Do.	"	John Tordoff.
48	Wibsey Bank Foot	"	Hird, Dawson, and Hardy.
49	Wike	"	Mitchell Brothers.
50	Wroe	"	Hind and Brothers.
51	Wyke	"	

No.	Name of Colliery.	Where situated.	Owner's Name.
1	Babes in the Wood -	Dewsbury -	Crawshaw and Blakeley.
2	Bank Top -	"	Raynor Brothers and Co.
3	Batley -	"	James Critchley.
4	Bunkers Hill (Whitley) -	"	- Bastov.
5	Calder (Mirfield) -	"	Charles Wheatley.
6	Chickenley Heath -	"	Crawshaw, Blakeley and Co.
7	Combs (Thornhill) -	"	Capt. Joshua C. Ingham.
8	Cross Bank (Batley) -	"	John Holliday and Brothers.
9	Dewsbury Bank -	"	Crawshaw and Blakeley.
10	Dewsbury Moor -	"	Wroe and Co.
11	Do. -	"	Messrs. Haigh.
12	Falhouse (Whitley) -	"	Joseph Bedford.
13	Gregory Spring (Mirfield) -	"	J. Sheard.
14	Hartshead -	"	Hird, Dawson, and Hardy.
15	Heeley (Briestfield) -	"	Hamath Fell.
16	Hagg Wood -	"	Charles Wheatley.
17	Hopton -	"	Joseph Sheard.
18	Hostingley (Thornhill) -	"	Capt. Joshua C. Ingham.
19	Howroyd (Briestfield) -	"	John Cutt.
20	Ings (Thornhill) -	"	Do.
21	Knowl (Hopton near Mirfield) -	"	J. Ashton.
22	Ledgard Bridge (Mirfield) -	"	Charles Wheatley.
23	Liversidge -	"	Rhodes, Wright, and Wroe.
24	Mirfield -	"	Wheatley, Nevin, and Barraclough.
25	Mirfield Moor -	"	Messrs. Marriott.
26	Northorpe (Mirfield) -	"	Benjamin Barraclough.
27	Ravens Lodge -	"	Messrs. Haigh.
28	Ridings -	"	Crawshaw and Blakeley.
29	Soothill -	"	Crawshaw and Co.
30	Soothill Wood -	"	J. Blakeley.
31	Upper Crosley -	"	Benjamin Barraclough.
32	Whitley Wood -	"	Charles Wheatley.
1	Alderscholes (Thornton) -	Halifax -	Michael Pearson.
2	Bank Bottom -	"	Swan Bank Co.
3	Binns Bottom -	"	Cookson.
4	Brackens Lane End (Shelf) -	"	Topham and Co.
5	Charlestown -	"	Charlestown Brick and Tile Co.
6	Cockhill Farm (Shelf) -	"	M. Bottomley and Son.
7	Crooked Lane -	"	Michael Stocks.
8	Dickey Steel (Elland) -	"	Henry Hawkyard.
9	Elland -	"	Robinson and Co.
10	Folly Hall -	"	David Shaw.
11	Four Lane End, Shibden Dale -	"	John Cawthrae.
12	Harp Bottom (Queensbury) -	"	Joseph Metcalf and Co.
13	Hightfield -	"	Holmes and Holt.
14	Lightcliffe -	"	Barraclough and Sons.
15	Lower Shibden -	"	John Lister.
16	Mountain End -	"	Foster and Son.
17	Norwood Green -	"	Norwood Green Co.
18	Peep Green -	"	Sheard and Co.
19	Quarry House -	"	Holmes and Co.
20	Queensbury -	"	Joseph Briggs and Sons.
21	Shaw Lane -	"	Michael Stocks.
22	Shibden -	"	Holmes and Co.
23	Shibden Hall -	"	John Lister.
24	Shibden Head -	"	Michael Stocks.
25	Shipley Moor -	"	Briggs and Sons.
26	Shugden -	"	Do.
27	Shugden Head -	"	Michael Stocks.
28	Soil Hill (Ovenden) -	"	T. S. Walsh.
29	Swan Bank -	"	Swan Bank Co.
30	Thornton -	"	Swan Bank Coal Brick Works Co.
31	Walter Clough -	"	Arthur Dawson.
1	Box Ings -	Huddersfield -	Seth Senior and Sons.
2	Bradley -	"	Charles Wheatley.
3	Brockholes -	"	Messrs. Haigh.
4	California (Shelley) -	"	Matthews and Co.
5	Clayton Common (Clayton West). -	"	Norton Brothers and Co.
6	Cowmes -	"	J. Sheard.
7	Cumberworth -	"	John Addy.
8	Denby Dale -	"	C. W. F. Taylor.
9	Duke Wood (Clayton West) -	"	Norton Brothers and Co.
10	Fieldhouse -	"	Edward Brooke.
11	Greenhouse -	"	J. Alderson and Son.
12	Grimescar -	"	Jones and Waterhouse.
13	Helm -	"	Charles Wheatley.
14	High Wood -	"	W. Lodge and Co.
15	Hollinghouse -	"	Messrs. Haigh.
16	Kirkheaton -	"	Messrs. Cardwell.
17	Kirk Style (Cumberworth) -	"	Henry Ellis, Executors of.
18	Linfit -	"	Hey and Carter.
19	Lockwood Common -	"	E. Brook and Sons.

No.	Name of Colliery.	Where situated.	Owner's Name.
20	Lower Holmhouse -	Huddersfield -	Pitt and Booth.
21	Moor Lane (Highburton) -	" -	Geo. Newsome.
22	New Ground -	" -	E. Brook and Sons.
23	Pease Close -	" -	J. Sheard.
24	Pulling Hill -	" -	Mellor and Sanderson.
25	Rowley -	" -	J. Sheard.
26	Shelley -	" -	Copley and Co.
27	Sinking Wood -	" -	Messrs. Haigh.
28	Thurstonland -	" -	Kempney and Robinson.
29	Toppit (Clayton, West) -	" -	John Hargrave and Co.
30	Whitley (Kirkheaton) -	" -	Messrs. Cardwell.
31	Wilson Main -	" -	John Woodhead.
32	Wood -	" -	Messrs. Haigh.
1	Barnside (Hepworth) -	Holmfirth -	Hirs and Lockwood.
2	Brickworks -	" -	C. S. and H. W. Tinker.
3	Carr Wood (New Mills) -	" -	Charles Lockwood.
4	Foxhouse -	" -	Mrs. Wagstaff.
5	Fulstone (New Mills) -	" -	Charles Lockwood.
6	Gatehead -	" -	C. S. and H. W. Tinker.
7	Hepshaw -	" -	Do.
8	Hollin House (New Mills) -	" -	Hepworth Iron Co.
9	Hepworth -	" -	" -
10	Knab -	" -	Geo. Hinchliffe.
11	Meltham -	" -	C. S. and H. W. Tinker.
12	Thurstonland -	" -	John Haigh.
13	Wood -	" -	C. S. and H. W. Tinker.
1	Greeta Main -	Burton-in-Lonsdale -	Levi Towler.
2	Ingletton -	Ingletton -	W. Bracewell.
1	Adwalton Common -	Leeds -	Medcalf and Harrison.
2	Adwalton Lane -	" -	Rushforth and Co.
3	Adwalton Moor -	" -	William Bower and Brothers.
4	Do. -	" -	Squire Broadbent.
5	Allerton Main -	" -	Bower's Allerton Coal Co.
6	Andrew Hill (Gildersome) -	" -	Leathleys, Bailey, and Dixon.
7	Astley -	" -	Bower's Allerton Coal Co.
8	Baldon Moor -	" -	William Midgley.
9	Balaklava (Morley) -	" -	West Yorkshire Iron and Coal Co.
10	Balm Gate (Robertown) -	" -	R. A. Sheard.
11	Beckett Street -	" -	Holdsworth and Wilkinson.
12	Beeston -	" -	The Farnley Iron Co.
13	Do. -	" -	Harding and Co.
14	Do. -	" -	Hird, Dawson, and Hardy.
15	Birkhill (Birkenshaw) -	" -	W. H. Colbeck.
16	Blue Hills Lane (Wortley) -	" -	Benjamin North.
17	Britannia Main (Adwalton) -	" -	Barraclough and Co.
18	Brown Moor -	" -	Manston Coal Co.
19	Bushey (Drighlington) -	" -	Newmarket Coal Co.
20	Calverley -	" -	Woodhead's Executors.
21	Churwell -	" -	Harding and Co.
22	Do. -	" -	Hird, Dawson, and Hardy.
23	Do. -	" -	William Ward.
24	Do. -	" -	The Farnley Iron Co.
25	Cockersdale (Drighlington) -	" -	W. and G. Clayton.
26	College (Birstal) -	" -	Rhodes' Executors.
27	Cooke Lane (Heckmond- wike) -	" -	E. Firth and Sons.
28	Cross Green -	" -	Bowling Iron Co.
29	Crow Trees (Gomersal) -	" -	Rhodes' Executors.
30	Dartmouth -	" -	Lister and Co.
31	Dean Hall (Morley) -	" -	Bedford and Co.
32	Doles Wood (Drighlington) -	" -	Drighlington Coal Co.
33	Eiland Road -	" -	Wortley Fire Clay Co.
34	Ellerby Lane -	" -	Bowling Iron Co.
35	Farnley -	" -	The Farnley Iron Co.
36	Farnley Wood -	" -	A. Rogers and Son.
37	Fountain -	" -	W. Gledhill.
38	Foxholes (Methley) -	" -	William Wood.
39	Garforth -	" -	Garforth Coal Co.
40	Gelder Road -	" -	William Ward.
41	Gildersome -	" -	The Farnley Iron Co.
42	Gildersome Street -	" -	John Holliday and Brothers.
43	Green Man (Hunslet) -	" -	Robinson and Co.
44	Green Top (Pudsey) -	" -	B. Canthery.
45	Greville (Rawden) -	" -	Smith and Co.
46	Harehills -	" -	The Farnley Iron Co.
47	Holbeck -	" -	Hird, Dawson, and Hardy.
48	Horse Riggs (Adwalton) -	" -	S. and J. Holdsworth.
49	Howden Clough -	" -	Asquith, Brothers, and Co.
50	Do. -	" -	Joshua Taylor.
51	Howley Park (Morley) -	" -	Howley Park Coal Co.
52	Hunger Hill (Adwalton) -	" -	Jas. Troughton and Co.
53	Hunslet -	" -	Hird, Dawson, and Hardy.

No.	Name of Colliery.	Where situated.	Owner's Name.
54	Hunslett Carr	Leeds	G. W. Hick.
55	Killingbeck (York Road)	"	Trustees of Messrs. Garside.
56	Kippax	"	Locke and Co.
57	Lanes Wood (Gomersal)	"	Samuel Jackson.
58	Lee (Birstal)	"	W. Farrar and Son.
59	Little Gomersal	"	Crowther and Co.
60	Lumb Wood	"	Drighlington Coal Co.
61	Manston	"	Manston Coal Co.
62	Manston Lodge	"	Do.
63	Micklefield	"	J. Cliff and Sons.
64	Middleton	"	Tetley and Co.
65	Moorland (Gildersome)	"	Bedford and Rushforth.
66	Morley	"	Harding and Co.
67	Do.	"	The Farnley Iron Co.
68	Morley Main	"	William Ackroyd and Bros.
69	Muffitt Lane	"	Bastow and Crossley.
70	Near Low Park (Birstal)	"	T. C. Taylor and Co.
71	Nethertown (Drighlington)	"	Bedford and Co.
72	Do.	"	Joseph Cooper.
73	Neville Hill	"	Norwegian Titanic Iron Co.
74	New Crown Point (Drighlington)	"	B. Asquith.
75	New Hall (Middleton)	"	Grosvenor and Son.
76	New Lane (Drighlington)	"	Houscroft and Metcalf.
77	Newmarket (Adwalton)	"	Jos. Bawlinson.
78	Oakwell	"	William Ackroyd and Co.
79	Osmondthorpe	"	The Farnley Iron Co.
80	Park (Liversedge)	"	Park Coal Co.
81	Potternewton	"	Farnley Iron Co.
82	Primrose (Dolly Lane)	"	Leeds Patent Brick Co.
83	Primrose Hill (Liversedge)	"	Thomas Hardy Jackson.
84	Pudsey	"	W. and J. Harris.
85	Quaker Lane (Liversedge)	"	John Sheard.
86	Raw Royds (Gildersome Street)	"	J. H. Rhodes.
87	Robert Town	"	Mann and Co.
88	Do.	"	Parkin and Co.
89	Robin Hood	"	Messrs. Charlesworth.
90	Rock (York Road)	"	Incrook and Co.
91	Rothwell Haigh	"	Messrs. Charlesworth.
92	Scotland (Gomersal)	"	Executors of W. Harrison.
93	Seacroft	"	Manston Coal Co.
94	Smithies (Birstal)	"	Bastow and Crossley.
95	Smithy Hill (Liversedge)	"	Thomas Parkins.
96	Spring Gardens	"	Drighlington Coal Co.
97	Stanley Main (Liversedge)	"	Stanley Coal Co.
98	Strawberry Bank (Liversedge)	"	Liversedge Coal Co.
99	Stubley Farm (Gomersal)	"	Joseph Berry.
100	Sykes (Drighlington)	"	Rhodes and Dolby.
101	Tanhouse Mill (Liversedge)	"	Tanhouse Mill Co.
102	Tempest (Adwalton)	"	Hillas and Co.
103	Toft Shaw Moor	"	Healey and Pettey.
104	Tong Moor	"	Do.
105	Trinity (Birstal)	"	T. C. Taylor and Co.
106	Victoria (Morley)	"	Messrs. Haigh.
107	Do. (Adwalton)	"	Towler and Co.
108	Do.	"	John Holmes.
109	Waterloo	"	Waterloo and Woodlesford Coal Co.
110	Waterloo Main	"	John T. Leather.
111	Wellington	"	John Jackson and Son.
112	West Lane (Gomersal)	"	J. Jackson and Son.
113	West Yorkshire (Birstal)	"	George Ellison.
114	Do. (Manston)	"	Manston Coal Co.
115	White Horse (York Road)	"	Trustees of Messrs. B. & W. Garside.
116	White Lee	"	Bastow and Crossley.
117	Wortley	"	Ingham and Son.
118	Do.	"	Joseph Cliffe and Son.
119	York Road	"	Robinson and Clayton.
1	Goodhope	Normanton	Briggs, Son, and Co., Limited.
2	Haigh Moor	"	Pope and Pearson.
3	Laville	"	H. Briggs, Son, and Co.
4	Methley Junction	"	Briggs and Co.
5	St. John's	"	Locke and Co.
6	West Blding	"	Pope and Pearson.
7	Whitwood	"	Henry Briggs, Son, and Co.
1	Bullhouse	Penistone	Messrs. Hinchliffe.
2	Crow Edge	"	Do.
3	Denby Dale	"	Thomas Haigh.
4	Flash House (Thurlstone)	"	Hugh Tomasson.
5	Middlecliffe	"	Hinchliffe and Co.
1	Allerton Bywater	Pontefract	Thomas Carter and Co.
2	Featherstone	"	Featherstone Coal Co.

No.	Name of Colliery.	Where situated.	Owner's Name.
3	Featherstone Manor	Pontefract	Geo. Bradley.
4	Fryston (Castleford)	"	Fryston Coal Co.
5	Glass Houghton	"	Wilks and Co.
6	Newton Main	"	J. H. Garbutt.
7	Prince of Wales	"	Rhodes and Co.
8	Snydale	"	Do.
9	Streethouse	"	H. Briggs, Son, and Co.
10	Wheildale	"	Holt and Co.
1	Aldwark Main	Rotherham	John Brown and Co.
2	Carhouse	"	Do.
3	Denaby Main	"	Denaby Coal Co.
4	Elsecar	"	Earl Fitzwilliam.
5	Fence (Woodhouse Mill)	"	Fence Coal Co.
6	Grange	"	Chambers and Son.
7	Grange Lane	"	G. and J. Brown and Co.
8	Greasbrough Old Park Gate	"	Hinchliffe, Bramham, and Co.
9	Greenfield (Rawmarsh)	"	"
10	Holmes	"	Rotherham, Masborough, and Holmes Coal Co.
11	Jordan	"	Moses Law.
12	Kilnhurst	"	Messrs. Charlesworth.
13	Kimberworth	"	Beale and Co.
14	Manvers Main	"	Manvers Main Co.
15	Newhill	"	Newhill Coal Co.
16	Park Gate	"	Earl Fitzwilliam.
17	Rawmarsh	"	J. Knapton.
18	Roundwood	"	Cooper, Sellars, and Co.
19	Thrybergh Hall	"	Messrs. Charlesworth.
20	Tinsley Park	"	Benjamin Huntsman.
21	Waleswood	"	Skinner and Holford.
22	Warren Vale	"	Messrs. Charlesworth.
23	Wath Main	"	Wath Main Co.
24	West Melton	"	W. B. Law.
1	Old Tarn	Saddleworth	W. Whitaker.
2	Bold Venture (Delph)	"	S. Heywood.
1	Aston Main	Sheffield	W. H. Stone.
2	Beighton	"	Skinner and Holford.
3	Bracken Moor	"	Executors of Jas. Grayson.
4	Bracken Moor (Deepcar)	"	John Hellitwell.
5	Brightside	"	Pitamore Coal Co.
6	Bromley	"	Lord Wharnccliffe.
7	Butterthwaite	"	G. Chambers and Son.
8	Chapeltown	"	J. Platt.
9	Clough	"	Jas. Grayson.
10	Deepcar	"	John Armitage.
11	Do.	"	Grayson, Lowood, and Co.
12	Dungworth	"	Haigh and Co.
13	Gleadless Common	"	Jos. Archer.
14	Grimesthorpe	"	John Denton and Co.
15	Haywood (Deepcar)	"	John Armitage.
16	Henholmes (Do.)	"	Do.
17	Hollins End	"	Benjamin Huntsman.
18	Holly Bush	"	Jos. Hattersley.
19	Kiveton Park	"	Carrington and Co.
20	Lee Wood (Thurgoland)	"	Wilcock and Co.
21	Lower Wincobank	"	J. Johnson.
22	Malin Bridge	"	Grayson, Lowood, and Co.
23	Manor	"	Duke of Norfolk.
24	Midhope Stones	"	John Lee.
25	Myrtle Hill	"	James Keen.
26	Myrtle Spring	"	J. H. Wilkinson.
27	New Winning	"	Duke of Norfolk.
28	North Stavely	"	Staveley Coal and Iron Co., Limited
29	Orgreave	"	Fence Coal Co.
30	Shaw House	"	Benjn. Jackson.
31	Sheffield	"	Benjamin Huntsman.
32	Spink Hall	"	Mrs. Grayson.
33	Stannington	"	Grayson, Lowood, and Co.
34	Stocksbridge (Deepcar)	"	Samuel Fox and Co.
35	St. Davids (Oughtibridge)	"	Russell and Co.
36	Stubbin Lane	"	T. W. Rhodes.
37	Tankersley	"	Newton, Chambers, and Co.
38	Thorncliffe	"	Do.
39	Thurgoland	"	George Darwent.
40	Wadsley	"	E. Hobson.
41	Wharnccliffe (Oughtibridge)	"	J. Beaumont.
42	Wharnccliffe Wood	"	Silica Fire Brick Co.
43	Wincobank	"	John Crowley and Co.
44	Woodthorp	"	John Rhodes.
45	Wortley Silkstone	"	Andrews, Burrows, and Co.
1	Bradley	Skipton	L. Horner and Co.
2	Threshfield	"	W. Lambert

No.	Name of Colliery.	Where situated.	Owner's Name.
1	Alverthorpe - - -	Wakefield - - -	Messrs. Haigh.
2	Bottom Boat - - -	"	Messrs. Charlesworth.
3	Bretton - - -	"	Messrs. Jagger.
4	Bullcliffe - - -	"	G. and W. Rhodes.
5	Chevet (Walton) - - -	"	E. J. W. Waterhouse.
6	Dewsbury Lane (Ossett) - - -	"	W. Garsica.
7	Dirt-car - - -	"	Thos. Frith and Co.
8	East Ardsley - - -	"	J. Roberts and Co.
9	Do. - - -	"	East Ardsley Co-operative Coal Co.
10	Emley Moor - - -	"	Messrs. Jagger.
11	Emley Park - - -	"	Edward Stringer.
12	Emroyd - - -	"	Stansfeld and Co.
13	Field Lane - - -	"	George and John Haigh.
14	Flanshaw - - -	"	John Ives.
15	Flockton - - -	"	Sir J. L. L. Kaye, Bart.
16	Do. - - -	"	Stansfeld and Co.
17	Do. - - -	"	Lockwood and Co.
18	Flockton (Overtou) - - -	"	Beacher and Jarvis.
19	Flockton Moor - - -	"	Messrs. Jagger.
20	Gawthorp (Ossett) - - -	"	George and John Haigh.
21	Grange - - -	"	Sir J. L. L. Kaye, Bart.
22	Grange Ash - - -	"	Jesse Jagger.
23	Grange Moor - - -	"	Stansfeld and Co.
24	Do. - - -	"	Lockwood and Stockwell.
25	Hartley-Bank (Netherton) - - -	"	Flockton Coal Co.
26	Hollingthorp - - -	"	Cliff Coal and Fire Clay Co.
27	Hunt Royal (Upper Whitley) - - -	"	John Roberts.
28	Kirkham Gate - - -	"	Jas. Anty.
29	Loft-house - - -	"	Leeds and Yorkshire Co-op. Co.
30	Low Laiths - - -	"	J. Roberts and Co.
31	Manor - - -	"	J. and J. W. Woodhead.
32	Milnthorp - - -	"	Messrs. Charlesworth.
33	Newmarket - - -	"	Do.
34	Nostell - - -	"	Charles Winn.
35	Ossett - - -	"	Messrs. Haigh.
36	Ox Close - - -	"	Whitworth and Co.
37	Park Lane (Ossett) - - -	"	Cliffe and Co.
38	Perseverance - - -	"	John Shires and Co.
39	Pildacre (Ossett) - - -	"	Hargreaves, Naylor, and Co.
40	Providence - - -	"	Leeds, Morley, and District Co-op. Co.
41	Ravensthorpe - - -	"	Messrs. Haigh.
42	Roundwood - - -	"	Terry, Greaves, and Co.
43	Saint John's - - -	"	Burnley's Executors.
44	Sharlston - - -	"	New Sharlston Coal Co.
45	Snapethorp - - -	"	William Hargreaves and Co.
46	Spring Wood - - -	"	H. Broadhead.
47	Stanley - - -	"	Hudson and Co.
48	Star (Netherton) - - -	"	Joseph Rhodes.
49	Stockmoor - - -	"	Sir J. L. L. Kaye, Bart.
50	Victoria - - -	"	Hudson and Co.
51	Walton - - -	"	Walton Coal Co.
52	West Ardsley - - -	"	J. Roberts and Co.
53	West Field (Ossett) - - -	"	Joshua Wilby.
54	Woodhouse Lane - - -	"	G. and T. Sheard.
55	Woodmou - - -	"	Woodmou Coal Co.
56	Woodmoor - - -	"	Messrs. Charlesworth.
57	Wrenthorp - - -	"	Daniel Micklethwaite and Co.
58	Winney Moor - - -	"	Hargreaves, Hargreaves, and Naylor.

DERBYSHIRE.

H.M. Inspector, THOMAS EVANS, Derby.

A. H. STOKES, Derby.

1	Albert - - -	Chesterfield - - -	Derbyshire Silkstone Co., Limited.
2	Alton - - -	"	Jackson and Co.
3	Ashgate - - -	"	Hewitt and Co.
4	Avenue - - -	"	Wingerworth Coal Co.
5	Barlborough Park - - -	"	Jos. and Geo. Wells.
6	Bird Holme - - -	"	Wingerworth Iron Company.
7	Birley Vale - - -	"	Jeffcock and Dunn.
8	Boythorpe - - -	"	Boythorpe Co.
9	Do. Lane - - -	"	Chesterfield Coal Co.
10	Brambly Moor - - -	"	J. and G. Wells and Company.
11	Brampton, New - - -	"	R. W. Jackson and Co.
12	Brimington - - -	"	Tapton Coal Co., Limited.
13	Clay Cross - - -	"	Sir W. Jackson, Bart.
14	Do. - - -	"	Phillips and Co.
15	Coal Aston - - -	"	James Rhodes and Son.

No.	Name of Colliery.	Where situated.	Owner's Name.
16	Cottam, Old	Chesterfield	Renishaw Iron and Coal Co., Limited.
17	Do. New	"	Do.
18	Outthorpe	"	Hewitt and Co.
19	Dronfield Silkstone	"	Dronfield Silkstone Co.
20	Dunston	"	S. Lancaster and Knowles.
21	Do. -	"	Sheepbridge Iron and Coal Co.
22	Eckington	"	Jos. and Geo. Wells.
23	Do. -	"	John Rhodes.
24	Falls Wood	"	Andrew and W. T. Badger.
25	Foxley Oaks	"	Whittington Coal Company.
26	Grassmoor	"	Messrs. Barnes.
27	Hasland	"	Hasland Co., Limited.
28	Highfield	"	Lucas and Co.
29	Hill House	"	W. Holford.
30	Hollingwood	"	Staveley Coal and Iron Co., Limited.
31	Holmwoode Heath	"	Wingerworth Company.
32	Killamarsh	"	T. Ward.
33	Do. -	"	Webster and Company.
34	Monkwood	"	Monkwood Company, Limited.
35	Moore Hole	"	Jos. and Geo. Wells.
36	Morton	"	Sir W. Jackson, Bart. and Co.
37	Nesfield	"	Sheepbridge Coal and Iron Co.
38	Newbold	"	C. H. Plevins.
39	Newbold	"	E. Taylor.
40	New Hollingwood	"	Staveley Coal and Iron Co., Limited.
41	New Main	"	Wm. Whitworth.
42	North Wingfield	"	Sir Wm. Jackson, Bart., and Co.
43	Norwood	"	Sheepbridge Iron Co., Limited.
44	Owl Cotes	"	Messrs. Galloway.
45	Oxclose	"	Edward Knight and Co.
46	Park House	"	Sir Wm. Jackson, Bart., and Co.
47	Pilsley	"	Holdsworth and Co., Limited.
48	Plumley	"	John Rhodes.
49	Renishaw	"	Chesterfield Company.
50	Renishaw Park	"	Jos. and Geo. Wells.
51	Sheepbridge	"	Sheepbridge Coal and Iron Co., Limited.
52	Silkstone	"	Andrews Brothers.
53	Snake Hill	"	Messrs. S. Lucas and Sons.
54	Springfield Main	"	Limited Company.
55	Speedwell	"	Staveley Coal and Iron Co., Limited.
56	Springwell	"	Do.
57	Sutton	"	Executors of Robert Arkwright.
58	Stubley	"	Messrs. F. Lucas and Sons.
59	Summerley	"	James Rhodes and Sons.
60	Tapton	"	Tapton Coal Co., Limited.
61	Unstone	"	H. Rangley and Son.
62	Unston	"	Saxon and Company.
63	Do.	"	Bainbridge and Co.
64	Walton	"	Oldfield and Company.
65	West Staveley	"	Bainbridge and Company.
66	William Thorpe	"	Wingerworth Coal Company.
67	Wingfield Lane	"	Samuel Lowe.
68	Woodhouse	Alfreton	William Booker and Co.
69	Berrister Lane	"	C. Seely and Company.
70	Blackwell	"	Bainbridge and Co., Limited.
71	Brands', Hard Coal	"	Butterley Company.
72	Do. Soft Coal	"	Do.
73	Butterley Park	"	Do.
74	Calow -	"	Tiedwell and Co.
75	Carnfield, Hard Coal	"	Coke and Company.
76	Do. Soft Coal	"	Do.
77	Coates Park	"	C. Seely and Company.
78	Do.	"	J. Oakes and Company.
79	Codner Park	"	Butterley Company.
80	Forty Horse	"	Do.
81	Hartshay	"	Do.
82	Langley	"	Do.
83	Langton	"	Coke and Company.
84	Loscoe	"	Butterley Company.
85	Newlands	"	Do.
86	New Birchwood	"	Charles Seely and Co.
87	New Main	"	Butterley Company.
88	Oakerthorpe	"	Geo. Peace and Co.
89	Pentrich	"	Wm. C. Haslam.
90	Pinxton	"	Coke and Company.
91	Pyebridge	"	James Oakes and Company.
92	Riddings	"	Do.
93	Ripley -	"	Butterley Company.
94	Selstone	"	J. Oakes and Co.
95	Shirland	"	Shirland Colliery Co.
96	South Normanton	"	Joseph Swann.
97	Sleights	"	Coke and Company.
98	Swanwick	"	C. E. P. Morewood.
99	Tibshelf, Old	"	Edmund Chambers.

No.	Name of Colliery.	Where situated.	Owner's Name.
100	Tibshelf, New	Alfreton	Edmund Chambers.
101	Tibshelf, Blackshale	"	C. Seely and Company.
102	Upper Birchwood	"	Butterley Company.
103	Denby, Old	Derby	W. D. Lowe.
104	Denby, New	"	Do.
105	Kilburn	"	George Small.
106	Marehay	"	Butterley Company.
107	Morley Park	Belper	— Disney.
108	Heage	"	Heage Coal Co.
109	Whiteley	Derby	Butterley Company.
110	Waingroves	"	Do.
111	Bennerley	Ilkeston	F. C. Gillett.
112	Granby	"	Butterley Company.
113	Heanor	"	J. Eley.
114	Newthorpe Lodge	"	Richd. Evans.
115	Heanor	Derby	Bircumshaw and Co.
116	Do.	"	J. Argyle.
117	Do.	"	J. Prince.
118	Mapperley	Ilkeston	Glendon Iron Co.
119	Rutland	"	Rutland Colliery Co.
120	Shiplay, Soft Coal	Derby	Alfred M. Mundy.
121	Do., Hard Coal	"	Do.
122	Stoneyford, Old	Alfreton	James Oakes and Co.
123	West Hallam	Ilkeston	H. B. Whitehouse and Son.
124	Do.	"	Lieut.-Col. Newdegate.
125	Birley Vale	New Mills	J. Bennett.
126	Church	Heanor	G. B. Gregory.
127	High Lea	New Mills	J. Bennett.
128	Lower House	"	Limited Co.
129	Morton	Eckington	Jos. and Geo. Wells.
130	Eyefield	Ripley	G. and W. Dawes.
131	Sings	Clay Cross	Wingerworth Coal Co.
132	Bretby	Burton-on-Trent	Anne Countess of Chesterfield.
133	Cadley Hill	"	Hall and Boardman.
134	Church Gresley	"	Abney Hastings.
135	Granville	"	Granville Coal Co.
136	Gresley Wood	"	Hall and Boardman.
137	Netherseal	"	Binns, Jackson, and Co.
138	Newhall	"	Messrs. Nadin.
139	Old Swadlincote	"	Church and Maples.
140	Stanton	"	Messrs. Nadin.
141	Swadlincote	"	Hall and Boardman.
142	Woodfield	"	Messrs. Nadin.
143	Axe Edge	Buxton	The Buxton Lime Co.
144	Beard and Bugsworth	"	Exors. of L. and E. Hall.
145	Burn'd Edge	"	Do.
146	Chisworth	Stockport	J. Jowitt.
147	Compstall	"	Messrs. Andrews and Son.
148	New Mills	"	J. Jowitt.
149	Thatch Marsh	Buxton	The Buxton Lime Co.
150	Thornsett	Stockport	T. Bennett.
151	Whaley	Whaley Bridge, Stockport.	Buxton Lime Company.
152	Alderwasley	Matlock	E. M. Wass.
153	Balborough	Staveley	Staveley Iron and Coal Co.
154	Campell	"	Do.
155	Fernilee	Whaley Bridge, Stockport.	Wm. Proctor.
156	Seymour	Staveley	Staveley Iron and Coal Co.

NOTTINGHAMSHIRE.

H.M. Inspector, THOMAS EVANS, Derby.

A. H. STOKES, Derby.

1	Annesley	Mansfield	Annesley Coal Co.
2	Awsorth	"	Heywood and Co.
3	Bestwood	Nottingham	Bestwood Coal Co.
4	Brinsley	Eastwood	Barber, Walker, and Co.
5	Bulwell	Nottingham	C. Seely and Co.
6	Cinder Hill	"	Do.
7	Clifton	"	Saul Isaac, M.P.
8	Cossall	"	Lynch and Cadogan.
9	Cotmanhay	Eastwood	Barber, Walker, and Co.
10	Digby	"	Digby Coal Co.
11	East Wood	"	Barber, Walker, and Co.

No.	Name of Colliery.	Where situated.	Owner's Name.
12	Gilt Brook - - -	Nottingham - - -	Digby Coal Co.
13	High Park - - -	" - - -	Barber, Walker, and Co.
14	Hucknall Torkard, No. 1 - - -	" - - -	Ellis and Co.
15	Do. No. 2 - - -	" - - -	Do.
16	Kimberley - - -	" - - -	C. Seely and Co.
17	Linby - - -	" - - -	Linby Coal Co.
18	Mexbro' - - -	Derby - - -	Butterley Company.
19	Molineux - - -	" - - -	Eastwood and Swingler.
20	Moorgreen - - -	Nottingham - - -	Barber, Walker, and Co.
21	Newcastle - - -	" - - -	C. Seely and Co.
22	Newstead - - -	" - - -	Newstead Co., Limited.
23	Pleasley - - -	Mansfield - - -	Stanton Iron Co.
24	Plumtree - - -	Eastwood - - -	Butterley Company.
25	Portland - - -	Mansfield - - -	Do.
26	Shire Oaks - - -	Worksop - - -	Shire Oaks Colliery Co., Limited.
27	Skegby - - -	Mansfield - - -	Skegby Colliery Lime and Brick Co.
28	Stapleford - - -	Nottingham - - -	Stapleford Company.
29	Teversall, No. 1 - - -	" - - -	Stanton Iron Company.
30	Do. No. 2 - - -		
31	Underwood - - -	Eastwood - - -	Barber, Walker, and Co.
32	Watnall - - -	" - - -	Do.
33	Wiley Lane - - -	Nottingham - - -	Do.
34	Woolaton - - -	" - - -	New and Co.

WARWICKSHIRE.

H.M. Inspector, THOMAS EVANS, Derby.

A. H. STOKES, Derby.

1	Ammington - - -	Tamworth - - -	Firmstone and Co.
2	Baddesley - - -	Atherstone - - -	W. Dugdale.
3	Bedworth Charity - - -	Coventry - - -	Bedworth Coal and Iron Co. Lim.
4	Collycroft - - -	" - - -	E. Wilson.
5	Craven - - -	" - - -	W. S. and J. Harris.
6	Dosthill - - -	Tamworth - - -	Morgan and Co.
7	Erhall - - -	Coventry - - -	E. Wilson.
8	Glascote - - -	Tamworth - - -	Firmstone and Co.
9	Griff - - -	Nuneaton - - -	C. N. Newdegate, M.P.
10	Haunch Wood - - -	" - - -	Nowell and Son.
11	Hawkesbury - - -	Bedworth - - -	James Darlington and Co.
12	Hockley Hall - - -	Tamworth - - -	Hockley Hall Co.
13	Kettlebrook - - -	" - - -	T. Dumulo.
14	Nuneaton - - -	Nuneaton - - -	Limited Company.
15	Peel - - -	" - - -	G. Skey and Company.
16	Polesworth - - -	Tamworth - - -	Morris and Shaw.
17	Pooley Hall - - -	" - - -	Limited Co.
18	Stockingford - - -	Nuneaton - - -	R. Smallman and Co.
19	Swan Lane - - -	" - - -	Stanley Brothers.
20	Tame Valley - - -	Tame Valley - - -	G. Skey.
21	Tamworth - - -	Tamworth - - -	J. Marshall.
22	Whiteley - - -	" - - -	Hockley Hall Colliery Co.
23	Wilnecote - - -	" - - -	Perrins and Harrison.
24	Wykin - - -	Coventry - - -	Wykin Coal Company.

LEICESTERSHIRE.

H.M. Inspector, THOMAS EVANS, Derby.

A. H. STOKES, Derby.

1	Bagworth - - -	Leicester - - -	Glendon and Co.
2	Coton Park and Lenton - - -	Ashby-de-la-Zouch - - -	Coton Park Co.
3	Doninsthorpe - - -	" - - -	Checkland and Co.
4	Heath End - - -	" - - -	John Lancaster and Company.
5	Ibstock - - -	Leicester - - -	Ibstock Company, Limited.
6	Moira - - -	Ashby-de-la-Zouch - - -	Abney Hastings.
7	Do. New - - -	" - - -	Do.
8	West Moira - - -	" - - -	Checkland and Son.
9	Nailstone - - -	Bagworth - - -	Joseph J. Ellis.
10	Oakthorpe - - -	Ashby-de-la-Zouch - - -	Abney Hastings.
11	Saint Johns - - -	" - - -	Limited Co.
12	Rawdon - - -	" - - -	Moira Coal Co.
13	Reservoir - - -	" - - -	Do.
14	Suibston - - -	Leicester - - -	G. R. Stephenson.
15	Swanington - - -	Ashby-de-la-Zouch - - -	W. Worswick.
16	Whitwick - - -	Leicester - - -	Whitwick Co., Limited.

No.	Name of Colliery.	Where situated.	Owner's Name.
NORTH STAFFORDSHIRE.			
<i>H.M. Inspector, THOMAS WYNNE, Stone.</i>			
<i>S. B. GILROY, Stone.</i>			
1	Callow Hill	Cheadle	Plant and Company.
2	Cheadle	"	Cheadle Coal Company.
3	Consall	"	Scott and Co.
4	Delphouse	"	Bagshaw and Co.
5	Dilthorne	"	Joseph Salt and Co.
6	Draycott Cross	"	Jno. Keys.
7	Greenhead	"	Cotton and Co.
8	Ipstones	"	Plant and Company.
9	Lady's Well	"	Wm. Bowers.
10	Woodhead	"	Do.
1	Adderley Green	Longton	Stirrup and Company.
2	Bentilee	"	Hawley and Bridgwood.
3	Do.	"	Higginbottom and Co.
4	Berry Hill	"	Wm. Bowers.
5	Botteslow	"	J. C. Homer.
6	Brownsfield	"	Booth and Sons.
7	Cinder Hill	"	Walker and Co.
8	Fenton Park	"	Fenton Park Coal and Iron Co. (Limited).
9	Foley	"	Goddard and Sons.
10	Glebe	"	Challinor and Company.
11	Golden Hill	"	Goddard and Company.
12	Hall Hill	"	Hawley and Company.
13	Holly Bush	"	Wm. Bowers.
14	Hulme	"	J. Ayden.
15	Hulme Bank	"	Stirrup and Company.
16	Longton Hall	"	James and Alfred Glover.
17	Ubberley	"	John Harp.
18	Millfield Gate	"	W. H. Sparrow and Son.
19	Moss Fields	"	Hawley and Bridgwood.
20	Old Field	"	Goddard and Sons.
21	Anchor	"	Ashwell and Company.
22	The Lawn	"	J. C. Homer.
23	Willfield	"	Willfield Co.
1	Bells Mill	Hanley	Earl Granville.
2	Brook House	"	J. C. Homer.
3	Bucknall	"	Hanley & Bucknall Coal Company.
4	Do.	"	Sales, Heath, and Sales.
5	Do.	"	J. Lingard.
6	Bucknall, New	"	J. C. Homer.
7	Collamoor	"	J. C. Homer.
8	Eaves	"	Co-operative Co.
9	Far Green	"	Earl Granville.
10	Ivy House and Northwood	"	Ivy House and Northwood Mining Co. (Limited).
11	Lady Well	"	Earl Granville.
12	Townsend	"	Jno. Lockett and Co.
13	Wetley Moor	"	Geo. Lees.
14	Do.	"	W. Hawks.
1	Ball Lane	Burslem	Geo. Moss.
2	Bank Top	"	James Ashworth.
3	Boothern	"	Earl Granville.
4	Bradley	"	Geo. Moss.
5	Chatterley	"	Chatterley Iron Company.
6	Chell	"	Chatterley Co.
7	Cobridge	"	Crowe.
8	Ford Green	"	Robert Heath and Son.
9	Hamill and Bycars	"	John Wedgwood, Representatives of.
10	Jackfield	"	Thos. Plant and Co.
11	New Hayes	"	J. Wilkinson.
12	Norton	"	Robert Heath and Son.
13	Norton Court	"	Do.
14	Sandbach	"	Watkins and Co.
15	Sneyd Farm	"	C. B. May and Company.
16	Do. Green	"	F. Stanier.
17	Stanfields	"	Heath and Tellwright.
18	Sylvester	"	Barnett and Co.
19	Stitch Cross	"	Thomas Wood.
20	The Bycars	"	John Wedgwood, Representatives of.
1	Chell	Tunstall	R. Bewick and Company.
2	Clanway	"	Clive and Son and Myott.
3	Furlong	"	Josh. Heath, Representatives of.

No.	Name of Colliery.	Where situated.	Owner's Name.
4	Golden Hill - - -	Tunstall - - -	Williamson Brothers.
5	Green Fields - - -	"	Wm. Adams.
6	Green Gates - - -	"	H. Meir.
7	Harriseahead - - -	"	Geo. Blood.
8	Lowlands - - -	"	Williamson Brothers.
9	Newfield - - -	"	Wm. Adams.
10	Do. - - -	"	Chatterley Coal and Iron Company.
11	Oxford - - -	"	B. Beswick.
12	Pack Moor - - -	"	Lawton and Co.
13	Ridgway and Chell - - -	"	Chatterley Co.
14	Thursfield - - -	"	A. Roberts.
15	Turnhurst - - -	"	Bridgwood and Bata.
16	Wedgwood - - -	"	Wedgwood Colliery Co.
17	Yeld Hill - - -	"	Williamson Brothers.
1	Biddulph - - -	Biddulph - - -	Robert Heath and Son.
2	Bradley Green - - -	"	Leigh and Bradbury.
3	Childerplay - - -	"	Robert Heath and Son.
4	Mow Cop - - -	"	Viggers and Company.
5	Oxhay - - -	"	Heath and Company.
6	Park Farm - - -	"	G. Gaskell.
7	Ranscliff - - -	"	Kinnersley and Co.
8	Stonetrough - - -	"	Williamson Brothers.
9	Trubshaw - - -	"	Bidder and Elliott.
10	Do. - - -	"	Kinnersley and Co.
11	Woodhouse - - -	"	Bailey and Co.
1	Apedale - - -	Newcastle-under-Lyme	Stanier and Co.
2	Audley - - -	"	Rigby and Company.
3	Bignall End - - -	"	N. P. Wood.
4	Bunkers Hill - - -	"	Rigby and Company.
5	Clough Hall - - -	"	Kinnersley and Co.
6	Greenfield - - -	"	Talke Coal Co.
7	Hayswood - - -	"	Rigby and Co.
8	Haywood - - -	"	Thomas Procter.
9	High Carr - - -	"	J. H. Williamson (Ironstone).
10	Hollinwood - - -	"	Kinnersley and Co.
11	Kidsgrove - - -	"	Do.
12	Knutton - - -	"	Wm. F. Gordon.
13	Chesterton - - -	"	Peake and Co.
14	Knutton Farm - - -	"	Viggers and Company.
15	Lawton - - -	"	Bidder and Elliott.
16	Lycett - - -	"	Rigby and Co.
17	Madeley and Leycett - - -	"	Crewe Coal and Iron Co. (Lim.)
18	Miles Green - - -	"	Audley Coal Company.
19	Millbank - - -	"	J. H. Pearson.
20	Mitchell's Wood - - -	"	Talke Coal Co.
21	Podmore Hall - - -	"	Rigby and Co.
22	Do. - - -	"	Cooper and Craig.
23	Rosemary Hill - - -	"	J. N. Peake.
24	Silverdale - - -	"	Stanier and Company.
25	Talk Lanes - - -	"	Talke Coal Co.
26	The Nabs - - -	"	Stanier and Company.
27	White Barn (Ironstone) - - -	"	— Blakie.
28	Woodshats - - -	"	Bidder and Elliott.

SOUTH STAFFORDSHIRE.—WORCESTERSHIRE.

H.M. Inspector, JAMES P. BAKER, Wolverhampton.

W. B. Scorr,

Ditto.

1	Albert - - -	Darlaston - - -	David Rose.
2	Alston - - -	Oldbury - - -	Alston Colliery Co.
3	Amblecote - - -	Stourbridge - - -	John Hall and Co.
4	Amblecote - - -	" - - -	Hill and Allchurch.
5	Ash Leasows - - -	Tipton - - -	Milward and Jeavons.
6	Ash Tree - - -	Old Hill - - -	James Holcroft.
7	Buttery, New - - -	Dudley - - -	Wm. Gould.
8	Bentley - - -	Walsall - - -	Chillington Iron Co.
9	Ball's Hill - - -	West Bromwich - - -	Patent Shaft and Axle Co.
10	Burrs - - -	Wednesbury - - -	Do.
11	Bradley - - -	Bilston - - -	Thornycroft and Co.
12	Bescot - - -	Wednesbury - - -	Darlaston Steel and Iron Co.
13	Bullpiece - - -	Darlaston - - -	Do.
14	Bovereux - - -	Bilston - - -	Joseph Rogers.
15	Blakemore - - -	Bewdley - - -	William Davis.
16	Bear Hall - - -	Bilston - - -	Isaac Whitehouse.
17	Bunker's Hill - - -	" - - -	Thomas Price.
18	Blackheath - - -	Rowley Regis - - -	W. H. Dawes.

No.	Name of Colliery.	Where situated.	Owner's Name.
19	Black Lake	West Bromwich	Horton and Sons.
20	Barbors Field	Bilston	Barbors Field Co.
21	Brades	Oldbury	T. and S. Hunt.
22	Birchill's Hall	Walsall	Malden and Parkes.
23	Brettell Lane	Stourbridge	Perrens and Harrison.
24	Bradley	Bilston	J. Bagnall and Sons.
25	Brades Hall	Rowley Regis	Brades Hall Colliery Co.
26	Blackacre	Dudley	Peter Wright and Sons.
27	Barn Farm (part of)	Darlaston	Shadrach Speak.
28	Birchills New	Walsall	George Williams.
29	Barn Farm (part of)	Darlaston	John Humphries.
30	Brettell Lane	Stourbridge	Trotter, Haines, and Co.
31	Breerton	Rugeley	Earl of Shrewsbury.
32	Blakeley Wood	Wednesbury	Wilson and Griffiths.
33	Brickhouse	West Bromwich	West Bromwich Colliery Co.
34	Bumble Hole	Dudley	Turner and Skelding.
35	Baptist End	"	Richard Mason.
36	Brownhills	Walsall	W. Harrison.
37	Bush Farm	West Bromwich	George Wood.
38	Buffery (part of)	Dudley	Howl and Mason.
39	Birds Leasow	"	Robinson and Jones.
40	Burnt Tree	Tipton	Joseph Aston.
41	Beechdale	Walsall	Stanley and Whitehouse.
42	Black wagon	Corngreaves	New British Iron Co.
43	Bearmore	"	Do.
44	Beacott (part of)	Wednesbury	Addenbrookes and Co.
45	Brierley	Bilston	Executors of John Yardley.
46	Buffery (part of)	Dudley	Brazier and Co.
47	Barrowhill Coppice	"	Woodall and Co.
48	Bucket Leasow	Bewdley	Sir Edward Blount.
49	Rayton	"	Rev. D. Davies.
50	Blowers Green (part of)	Dudley	Edwin Sunderland.
51	Blowers Green (part of)	"	Raybould and Plimmer.
52	Blakeley Wood	Tipton	James Bullock.
53	Broadwaters	Wednesbury	David Rose.
54	Breen Ridding	Bilston	P. and J. Fellows.
55	Bromford and Blakeley Hall	West Bromwich	Blakeley Hall Colliery Co.
56	Bradley Lodge	Bilston	Hawkins and Bradley.
57	Barn Farm	Darlaston	Richard Atkiss.
58	Buffery, Old	Dudley	J. Jones and Sons.
59	Batchcroft	Bilston	J. Davies and Co.
60	Batterfield	"	Barron and Fellows.
61	Belle Isle, New	Brierley Hill	J. Lee Stinson.
62	Capponfield	Bilston	D. Jones and Sons.
63	Crookhay	West Bromwich	Patent Shaft and Axle Co.
64	Cradley Heath	Brierley Hill	Parsons and Cooper.
65	Cemetery	Bilston	O. E. McGregor.
66	Cotterhill's Farm	Tipton	Darlaston Steel and Iron Co.
67	Cradley Park	Stourbridge	J. King and Co.
68	Crescent	Willenhall	J. Bagnall and Sons.
69	Cold Lanes	Bilston	Henry Marson.
70	Coppice	Walsall	J. Owen and Co.
71	Crookhay	West Bromwich	Horton and Sons.
72	Can Lane	Bilston	Clarke and Caddick.
73	Clifton	Oldbury	Joseph Collins.
74	Coneygre	Tipton	Earl of Dudley.
75	Clothiers	Willenhall	Chillington Iron Co.
76	Coseley, New	Bilston	Messrs. Smith.
77	Chillington	Wolverhampton	Chillington Iron Co.
78	Canseway Green	Oldbury	Samuel Bennitt.
79	Cole's Farm	West Bromwich	Cole's Farm Colliery Co.
80	Clothiers	Willenhall	Enoch Burley and Co.
81	Cannock and Rugeley	Rugeley	Cannock and Rugeley Colliery Co.
82	Cradley	Stourbridge	Cradley Colliery Co.
83	Copse Land	Bilston	H. B. Whitehouse and Son.
84	Curbirch	"	Do.
85	Crowsbridge	"	Do.
86	Cooper's Bank	Sedgley	Wm. Webb.
87	Coppy Hall	Walsall	Pearson, Lindop, and Co.
88	Cockshutt	Wolverhampton	Isaiah Aston and Son.
89	Coneygre (part of)	Tipton	Samuel Rowley.
90	Cop Hall	West Bromwich	J. Bagnall and Sons.
91	Coneygre (part of)	Tipton	Executors of J. Warr.
92	Cotsall	Corngreaves	New British Iron Co.
93	Conduit	Walsall	Conduit Colliery Co.
94	Crabtree (part of)	Wednesbury	Guy Brothers.
95	Do.	"	James Bullock.
96	Clattershall	Stourbridge	Edward Bowen.
97	Croxstalls	Walsall	A. Smallman.
98	Cannock Chase	"	Cannock Chase Colliery Co.
99	Cannock and Leacroft	Rugeley	Cannock and Leacroft Colliery Co.
100	Coltham	Walsall	Pelsall Coal and Iron Co.
101	Cleveland	Tipton	Parkes and Co.
102	Crescent (part of)	Willenhall	O. E. McGregor.

No.	Name of Colliery.	Where situated.	Owner's Name.
103	Cradley Station	Brierley Hill	Mobberley and Bayley.
104	Cradley Heath	Do.	Do.
105	Castle Bridge	Willenhall	Castle Bridge Colliery Co.
106	Chillington (part of)	Wolverhampton	Wollaston and Southan.
107	Church, St James	Dudley	T. H. and S. Woodall.
108	Chillington (part of)	Wolverhampton	Potts and Thomas.
109	Do.	Do.	Charles Thomas and Co.
110	Cannock and Wimblebury	Rugeley	Cannock & Wimblebury Colliery Co.
111	Court House	Dudley	B. Wood and Co.
112	Doe Bank	Tipton	Mogg and Benton.
113	Darlaston Green	Darlaston	Darlaston Steel and Iron Co.
114	Denbigh Hall	Tipton	Denbigh Hall Colliery Co.
115	Deepfields	Bilston	Stour Valley Coal and Iron Co.
116	Deans	Wolverhampton	G. and R. Thomas.
117	Deepfields	Bilston	Earl of Dudley.
118	Dudley Wood	Dudley	N. Hingley and Sons.
119	Dudley Port	Tipton	Thomas Shorthouse.
120	Deepmoor	Walsall	J. Bagnall and Sons.
121	Dipdale	Dudley	Mrs. Gibbons.
122	Darlaston	Darlaston	David Rose.
123	Delph	Brierley Hill	Hickman and Co.
124	Delph, Lower	Do.	Harper and Moore.
125	Deans, Old	Wolverhampton	G. and R. Thomas.
126	Ettingshall Lodge	Do.	Parkfield Iron Co.
127	Essington Farm	Walsall	Essington Farm Colliery Co.
128	Essington Wood	Wolverhampton	Darlaston Steel and Iron Co.
129	Ebenezer	West Bromwich	Executors of B. Whitehouse.
130	Eight Locks	Do.	Barbor's Field Co.
131	Eagle	Old Hill	Skidmore and Webster.
132	Ettingshall Park	Bilston	Oole and Bloomer.
133	Ettingshall (part of)	Do.	Stephen Cole.
134	Do. do.	Do.	H. B. Whitehouse and Son.
135	Eve Hill	Dudley	Fletcher and Billingham.
136	Ettingshall (part of)	Bilston	S. Bannister and Co.
137	East Cannock	Wednesford	East Cannock Colliery Co.
138	Ettingshall, New	Bilston	Geo. Cockyains.
139	Furnace Leasow	Wednesbury	Patent Shaft and Axletree Co.
140	Fishley	Walsall	Walsall Colliery Co.
141	Fullwoodsend	Bilston	J. and T. Turley.
142	Friar Park	West Bromwich	W. H. Dawes.
143	Furnace Yard	Bilston	J. and G. Spruce and Co.
144	Foxyards	Tipton	Earl of Dudley.
145	Frost	Wyrley	Israel Morris and Co.
146	Fox Oak	Old Hill	Cartwright and Co.
147	Fallings Heath	Darlaston	Darlaston Iron Bridge & Roofing Co.
148	Forest	Walsall	Thomas Checkley.
149	Foxyards (part of)	Tipton	Edward Wones.
150	Foxyards, New	Do.	Jeremiah Dawes.
151	Foxyards (part of)	Do.	Messrs. Colbourn.
152	Granville	Old Hill	Swindell and Collis.
153	Grace Mary	Dudley	S. Minton and Co.
154	Green Lane	Bilston	Wm. Green.
155	Gospel Oak	Tipton	Grazebrook and Aston.
156	Gawn	Old Hill	N. Hingley and Sons.
157	Groveland	Tipton	J. Bagnall and Sons.
158	Greensfield	Willenhall	Greensfield Colliery Co.
159	Greaves	Do.	Greaves Colliery Co.
160	Graveyard	Fedgeley	W. Hughes and Co.
161	Golden Orchard	West Bromwich	Partridge and Perks.
162	Great Wyrley	Wyrley	Great Wyrley Colliery Co.
163	Green Lane	Walsall	J. W. Baker.
164	Grange, New	Oldbury	Noah Parkes.
165	Hawne, New	Cornacreaves	New British Iron Co.
166	Horseley	Tipton	Dixon and Co.
167	Hall Park (part of)	Bilston	Hall Park Colliery Co.
168	Herbert's Park	Do.	David Jones and Sons.
169	Hall Park (part of)	Do.	Wm. Jones.
170	Hungary Hill	Stourbridge	Rufford and Co.
171	Hilton	Walsall	Hilton Colliery Co.
172	Hayes	Stourbridge	Fisher and Co.
173	Highfields	Bilston	Barbor's Field Co.
174	Hockley	Do.	Ben. Johnson.
175	Hatherton	Walsall	G. and R. Thomas.
176	Himley	Dudley	Earl of Dudley.
177	Haden Hill	Old Hill	W. Bassano and Co.
178	Hall Park (part of)	Bilston	Lucas and Burrows.
179	Hayes	Rugeley	Earl of Shrewsbury.
180	Hateley Heath	West Bromwich	Hateley Heath Colliery Co.
181	Hauge	Tipton	Bourd Brothers.
182	Highfields	Bilston	H. B. Whitehouse and Son.
183	Harden	Walsall	E. Crapper.
184	High Ercal	Brierley Hill	J. Hall and Co.
185	Hall End	West Bromwich	Hall End Colliery Co.
186	Hurst	Tipton	Sam. Rowley.

No.	Name of Colliery.	Where situated.	Owner's Name.
187	Haughton	Dudley	B. Wood and Co.
188	Highbridge	Walsall	E. Crapper.
189	Homer Hill	Brierley Hill	Evers and Sons.
190	Himley	Dudley	J. H. Chavasse.
191	Hoo Marsh	Bilston	S. Groucott and Sons.
192	Hyatts	Old Hill	Edwin Nock.
193	James Bridge	Darlaston	J. Bagnall and Sons.
194	Jervoise	West Bromwich	Sam. Lewis and Son.
195	James Bridge Green	Darlaston	Richard Clews.
196	Keeling	West Bromwich	Hen. Wythes.
197	King's Hill	Wednesbury	Jos. Springthorpe.
198	Ketley	Dudley	Timmins and Woodall.
199	Lytleton Hall	West Bromwich	W. H. Dawes.
200	Lodge Holes	Wednesbury	Patent Shaft and Axletree Co.
201	Ladymoor	Bilston	Tame Iron Co.
202	Little London	Willenhall	Solly and Urwick.
203	Lunt (part of)	Bilston	Thos. Lester and Co.
204	Lanehead Bridge	Willenhall	Jos. Hawkins.
205	Leabrook (part of)	Wednesbury	John Brown and Co.
206	Do.	"	Thos. Longmore.
207	Lye	Stourbridge	Hickman and Co.
208	Ladymoor	Bilston	W. and J. S. Sparrow and Co.
209	Lodge Farm	Walsall	Lodge Farm Colliery Co.
210	Lunt	Bilston	S. Groucott and Sons.
211	Monway	Wednesbury	Patent Shaft and Axletree Co.
212	Millpool	West Bromwich	Do.
213	Millfield	"	Do.
214	Mounts	Wednesbury	Do.
215	Moorlands	"	Edwin Lewis.
216	Moorcroft	Bilston	David Skidmore.
217	Merrill's Hole	Willenhall	Chillington Iron Co.
218	Moseley Hole	"	Do.
219	Do. (part of)	"	Bradley and Robinson.
220	Do. do.	"	Hough and Styler.
221	Monway (part of)	Wednesbury	Isaac Smith and Co.
222	Moxley	Bilston	S. Groucott and Sons.
223	Moors	Brierley Hill	Henry Walker.
224	Millfield	Dudley	George Glaze.
225	Mamble	Bewdley	Sir Edward Blount.
226	Moor Lane	Brierley Hill	Wm. Walker.
227	Manor	Halesowen	J. S. Dawes.
228	Millfield	Bilston	W. and J. S. Sparrow and Co.
229	Do.	Tipton	S. Wilkinson.
230	Do. (part of)	Bilston	D. Skidmore and Co.
231	Monnore Green (part of)	Wolverhampton	Southern and Cartwright.
232	Do. do.	"	Charles Dean.
233	Netherton	Dudley	Messrs. Dunn.
234	Do. Old	"	M. and W. Grazebrook.
235	Newbury Lane	Oldbury	Nicklin and Whitehead.
236	Nethrend	Brierley Hill	Jos. King and Co.
237	Neachills Hall	Willenhall	Barbor's Field Co.
238	Neachills (part of)	"	P. Williams and Sons.
239	Newfield	Walsall	Maiden and Parkea.
240	New Cross	Wolverhampton	H. B. Whitehouse and Son.
241	Neachills (part of)	Willenhall	S. Groucott and Sons.
242	Do. do.	"	Osier Bed Iron Co.
243	Old Heath	Wolverhampton	H. and B. Caswell.
244	Old Park (part of)	Dudley	R. Mills and Co.
245	Old Level	Brierley Hill	Henry Hall.
246	Old End	Bilston	S. Groucott and Sons.
247	Oak House	West Bromwich	J. Hartland and Co.
248	Old Park	Dudley	Earl of Dudley.
249	Oak Farm	"	John Walker.
250	Old Hill	Old Hill	N. Hingley and Sons.
251	Osier Bed	Willenhall	Osier Bed Iron Co.
252	Old Furnaces	Wolverhampton	E. Coeper and Co.
253	Old Hall	West Bromwich	S. Groucott and Sons.
254	Old Hill	Old Hill	J. Wright and Co.
255	Old Lion	"	Do.
256	Old Coppice	Wyrley	J. Hawkins.
257	Oak Farm (part of)	Dudley	Himley Firebrick Co.
258	Do. do.	"	Sir S. R. Glynn.
259	Orchard	"	John Raybould.
260	Old Hall	Bewdley	Edward Ree.
261	Old Hill	Old Hill	J. and W. Pearson.
262	Oaks	Tipton	S. and J. Wilkinson.
263	Oakham	Dudley	Oakham Colliery Co.
264	Ocker Hill (part of)	Tipton	Corfield and Co.
265	Do. do.	"	S. Corfield and Son.
266	Do. do.	"	Bayley and Jones.
267	Oakeswell End	Wednesbury	Jos. Whitehouse.
268	Priestfields, Old (part of)	Bilston	Smith and Roe.
269	Parkfield	Wolverhampton	Parkfield Iron Co.
270	Potter's Lane	Wednesbury	Edwin Richards.

No.	Name of Colliery.	Where situated.	Owner's Name.
271	Piercey	West Bromwich	Cox and Edwards.
272	Pool Hayes	Willenhall	Pool Hayes Colliery Co.
273	Pelsall Hall	Walsall	S. M. Morgan and Co.
274	Parkhead Furnace	Dudley	Evers and Martin.
275	Portway Hall	Rowley Regis	W. H. Dawes.
276	Princes End	Tipton	Barbor's Field Co.
277	Portobello	Willenhall	W. Ward and Sons.
278	Priorfield	Bilston	H. B. Whitehouse and Sons.
279	Paddock	"	Do.
280	Pump House	West Bromwich	J. Bagnall and Sons.
281	Palnerston	Wryley	W. Gilpin, sen., and Co.
282	Prestwood	Dudley	T. H. Woodall.
283	Pool House	Stourport	Jos. Jones.
284	Parkhead	Dudley	S. Garat and Son.
285	Priestfield	Bilston	Hodgkiss and Lett.
286	Pool Meadow	Willenhall	Bradley and Robinson.
287	Planet	Dudley	John Haybould.
288	Priestfield, Old (part)	Bilston	Jos. Barker.
289	Do. do.	"	Stephen Hill and Son.
290	Park Lane	Tipton	J. F. and J. Colbourn.
291	Princes End	"	Jonathan Howl.
292	Pelsall	Walsall	Pelsall Coal and Iron Co.
293	Park Hall	Oldbury	Edward Bowen.
294	Powk Hill	Walsall	E. Taylor and Co.
295	Pensax	Stourport	J. Higginbottom.
296	Priestfields, New	Bilston	W. Ward and Sons.
297	Quarry	"	Ed. Hickman.
298	Ridgacre	West Bromwich	Jos. Bailey and Sons.
299	Roughwood	Walsall	Roughwood Colliery Co.
300	Ramrod Hall	Rowley Regis	Earl of Dudley.
301	Rounds Hill	Tipton	Do.
302	Rocket	"	Do.
303	Ravensitch	Brierley Hill	Chillington Iron Co.
304	Rose Hill	Willenhall	Reuben Farley.
305	Rounds Green, New	Oldbury	C. McKenley and Co.
306	Radnal Field	"	Stephen Cole.
307	Rookery	Bilston	Alston Colliery Co.
308	Rounds Green	Oldbury	W. Simcock.
309	Robin Hood	Willenhall	Addenbrookes and Co.
310	Rough Hay	Darlaston	Capewell and Skidmore.
311	Russell's Hall (part of)	Dudley	Rowley Hall Colliery Co.
312	Rowley Hall	Rowley Regis	Skidmore and Waldron.
313	Riddings	Old Hill	John Waterfield.
314	Russell Hall (part of)	Dudley	J. and W. Pearson.
315	Rectory	"	James Cadman.
316	Rough Hills	Wolverhampton	David Bickley.
317	Rose Hill	"	Station Colliery Co.
318	Station	Walsall	J. Bradley and Co.
319	Shut End	Dudley	Messrs. Cochrane and Co.
320	Do. New	"	J. Spruce and Co.
321	Stow Lawn	Bilston	Earl of Dudley.
322	Saltwell	Brierley Hill	James Stevens.
323	Scotwell	Rowley Regis	Swan Colliery Co.
324	Swan	West Bromwich	J. and T. Williams.
325	Spring Vale (part of)	Bilston	Thomas Bantock.
326	Spring Vale	"	Ann Spittle.
327	Stone Cross	West Bromwich	W. and J. S. Sparrow and Co.
328	Stow Heath	Wolverhampton	Allen and Holden.
329	Swan Farm	West Bromwich	Richard Haines.
330	Sampson	Oldbury	Stephen Cole.
331	Spring Vale (6 acre)	Bilston	George Glaze.
332	Sandfield	Dudley	Brown and Freer.
333	Standhills	"	Williams and Barker.
334	Summerford	Willenhall	Howl and Mason.
335	Springfield	Dudley	Edward Wones.
336	Swan Village	Tipton	J. and W. Pearson.
337	Stallings	Dudley	Edward Davies.
338	Stonesfields	Bilston	Pelsall Coal and Iron Co.
339	Short Heath	Walsall	Rich. Mainwaring.
340	Sledmore	Dudley	Thos. Bryan.
341	Stow Heath (part of)	Wolverhampton	George Powell.
342	Stanacre	Tipton	Sandwell Park Colliery Co.
343	Sandwell Park	West Bromwich	Tipton Moat Colliery Co.
344	Tipton Moat	Tipton	Isaac Whitehouse.
345	Do. Hall	"	Whitehouse and Co.
346	Do. Green, 2 and 5	"	Solly and Urwick.
347	Trentham	Willenhall	Executors of C. Roberts.
348	Tipton Green	Tipton	Price and Biggs.
349	Trentham, No. 5	Willenhall	W. and C. E. Bradley.
350	Tividale Hall	Tipton	Hackett and Hadley.
351	Titford Long Meadow	Oldbury	New British Iron Co.
352	Timber Tree	Corncreaves	J. Whale.
353	Tipton Green, No. 11	Tipton	Davies and Sherwood.
354	Do. No. 9	"	Woodall and Co.
355	Tansey Green	Dudley	"

No.	Name of Colliery.	Where situated.	Owner's Name.
356	Toll End	Tipton	Toll End Colliery Co.
357	Tipton Green, No. 10	"	Whitehouse and Smith.
358	Tivdale	"	Waterloo Colliery Co.
359	Tibbington	"	Jonathan Howl.
360	Tansley Hill	Dudley	John Carlyle.
361	Toll Gate	Bilston	John Froggatt.
362	Tivdale	Tipton	Round Brothers.
363	Titford	Oldbury	Titford Colliery Co.
364	Union	West Bromwich	Stour Valley Coal and Iron Co.
365	Upper Ward	Walsall	Chas. Rowley.
366	Upper Gornal	Dudley	Harvey and Fithern.
367	Do.	"	Cartwright and Co.
368	Do.	"	W. H. Waterfield and Co.
369	Victoria	West Bromwich	W. H. Dawes.
370	Do.	Walsall	J. Millward and Co.
371	Vicarage	Wednesbury	James Mason.
372	Victoria	Willenhall	Dulson and McGregor.
373	Vicarage Prospect	Dudley	B. Cartwright.
374	Wallbut	Bilston	Soutban and Bradley Brothers.
375	Wednesbury Old Park	Wednesbury	Patent Shaft and Axletree Co.
376	Do. Oak	Tipton	P. Williams and Sons.
377	Woodside	Dudley	Cochrane and Co.
378	Wednesbury, New	West Bromwich	Horton and Sons.
379	Wightwicks	Tipton	Bilston Iron Co.]
380	Wolverhampton Road	Bilston	Hyde and Co.
381	Wolverhampton	Wolverhampton	Turley and Bell.
382	Willenhall, New	Willenhall	Fletcher and Co.
383	Warren's Hall	Brierley Hill	Earl of Dudley.
384	Wallows	Do.	Do.
385	White's Farm	West Bromwich	Ann Spittle.
386	Windmill End	Dudley	Windmill End Colliery Co.
387	Whitehall	West Bromwich	J. Kendrick.
388	Withymoor, New	Old Hill	Thomas Lewellyn.
389	Wolverhampton Hills.	Rough Wolverhampton	Wilham and Fenn.
390	Wren's Nest	Sedgley	Messrs. Smith.
391	Woodwell	Walsall	Addenbrookes and Co.
392	Wryley, New	Wryley	Joseph Hawkins.
393	Wallows	Brierley Hill	John Raybould.
394	Whyley	West Bromwich	Furley and Duce.
395	Welsh End	Willenhall	Corbett and Simms.
396	West Cannock	Hednesford	West Cannock Colliery Co.
397	Whitehall	Old Hill	Whitehall Colliery Co.
398	Willenhall Road	Wolverhampton	Edge and Hodgkiss.
399	Wryley Cannock	Wryley	Wryley Cannock Colliery Co.
400	Wall Face	West Bromwich	Walton and Fletcher.
401	Whiteheath	Oldbury	Thomas Price.
402	Withymoor	Dudley	Messrs. Pearson.
403	Waterfall Lane	Old Hill	Wm. Mills.
404	Willenhall, New (part)	Willenhall	Osier Bed Iron Co.
405	Willenhall	Do.	Do.
406	Yew Tree	Dudley	B. Wood and Co.
407	Do.	Bilston	J. and T. Turley.

THE NORTH AND EAST DIVISION OF LANCASHIRE.

(Manchester District.)*

H.M. Inspector, JOSEPH DICKINSON, Pendleton, Manchester.
J. S. MARTIN.

1	Agecroft	Pendlebury, Man- chester.	Andrew Knowles and Sons.
2	Albert	West Houghton, Blackrod.	William Woods and Son.
3	Altham	Altham, Accrington	John J. Rippon.
4	Anderton Hall	Blackrod	Dewhurst, Hoyle, and Smethurst.
5	Arley, New	Do.	Spedding, Chambers, and Jones.
6	Arley	Lostock	J. J. and W. Warburton.
7	Arley	Over Hulton	Wm. Ford Hulton.
8	Ashtons Field	Little Hulton	Bridgewater Trustees.
9	Ashworth	Ashworth, Rochdale	Richard and William Stott.
10	Aspen	Oswaldtwistle	Thos. Simpson and Co.
11	Bamford Closes	Wolstenholme	Samuel Lord.
12	Bagslate Moor	Bagslate	William Berry.
13	Bagslate Moor	Rochdale	James Lord.
14	Ball	Bacup	George Maxwell.
15	Bank	Little Hulton	Bank Colliery Co.
16	Bank Hall	Burnley	Executors of John Hargreaves.
17	Bank House	Crompton, Oldham	Oldham, Middleton, and Rochdale Colliery Co. (Limited).

* This has not been corrected for the year 1873.

No.	Name of Colliery.	Where situated.	Owner's Name.
18	Bank Top - - -	Radcliffe, Manchester	Knowles and Hall.
19	Bardsley - - -	Bardsley, Ashton-under-Lyne.	Bardsley Coal Co.
20	Barracks - - -	Little Hulton - -	Bridgewater Trustees.
21	Belfield - - -	Rochdale - - -	Belfield Colliery Co.
22	Bell Isle - - -	Tunncliffe - - -	John Bucklev.
23	Belthorne - - -	Yate and Pickup Bank	Geo. Hargreaves and Co.
24	Belthorn - - -	Oswaldtwistle - -	Thomas Simpson and Co.
25	Benscar - - -	Wardle - - -	Ralph Derbyshire.
26	Bents - - -	Little Lever, Bolton	Thomas Fletcher.
27	Birches Clough - -	Crompton, Oldham -	William Wright.
28	Birtle - - -	Birtle - - -	Roscow and Lord.
29	Birtle Dean - - -	Birtle, Bury - - -	Thos. Ramsbottom and Sons.
30	Black Moss - - -	Radcliffe, Manchester	Thomas Fletcher.
31	Blainscough Hall -	Coppull, Chorley -	James Darlington and Alfred Hewlett, jun.
32	Boarshaw - - -	Middleton, Manchester	Oldham, Middleton, and Rochdale Colliery Co. (Limited).
33	Botany Bay - - -	Clifton, Manchester -	Clifton and Kearsley Co.
34	Bower - - -	Hollinwood - - -	Messrs. Marland.
35	Brandwood Moor - -	Waterfoot - - -	James Briarley and Son.
36	Do. - - -	Do. - - -	Edward Ashworth and Co. (Limited).
37	Bradford - - -	Bradford, Manchester	Bradford Colliery Co.
38	Bradshaw and Harwood	Harwood, Bolton -	James Hardcastle.
39	Brightmet - - -	Little Level, Bolton -	Thomas Fletcher.
40	Brightmet - - -	Breighmet, Bolton -	Brightmet Colliery Co.
41	Brex - - -	Lower Whitwell - -	George Hargreaves and Co.
42	Bridge Mills - - -	Whitworth, Rochdale	Ralph Rawstron.
43	Bridgewater - - -	Worsley - - -	Bridgewater Trustees.
44	Brinsop Hall - - -	Westhoughton - - -	Brinsop Hall Colliery Co.
45	Britannia - - -	Bacup - - -	Townsend and Co.
46	Broad Oak and Moss	Ashton-under-Lyne -	Fairbottom Colliery Co.
47	Broadfield - - -	Westleigh - - -	John Speakman.
48	Do. - - -	Oswaldtwistle, Ac-crington.	Thomas Simpson and Co.
49	Brotherod - - -	Catley Lane, Rochdale	H. H. Fishwick and Co.
50	Broomstair - - -	Denton, Manchester -	Leigh and Bradbury.
51	Broughton - - -	Ightenhill Park - -	Executors of John Hargreaves.
52	Buckley Lane - - -	Little Hulton - - -	Bridgewater Trustees.
53	Buglehorn - - -	Westhoughton - - -	Ed. Johnson.
54	Bullhead - - -	Bradshaw - - -	Thos. Duxbury and Son.
55	Burnt Hills - - -	Wholaw Nook, Burnley.	Executors of John Hargreaves.
56	Bus - - -	Clifton, Manchester -	Clifton and Kearsley Co.
57	Butterworth Hall -	Milnrow, Rochdale -	Richd. and Wm. Stott.
58	Cartridge Nook - -	Wardle, Rochdale -	James Dearden.
59	Cat Hole - - -	Broad Oak, Accrington	George Hargreaves and Co.
60	Chamber - - -	Hollinwood - - -	Chamber Colliery Co.
61	Change - - -	Bacup - - -	George Maxwell.
62	Chanters - - -	Atherton - - -	John Fletcher and Co.
63	Cheesden Bar - - -	Bury - - -	Wm. Schofield.
64	Chatham Close - -	Bolton - - -	Edmund Ashworth and Sons.
65	Chelbarn - - -	Littleborough - - -	John Tetlow.
66	Chorley - - -	Chorley - - -	Thomas Whittle.
67	Clamerclough Pottery	Farnworth - - -	John Gerrard and Son.
68	Clayton - - -	Clayton, Manchester	Leigh and Bradbury.
69	Cleggswold Fireclay	Littleborough - - -	Hall and Rogers.
70	Cleworth Hall - -	Tyldesley - - -	Tyldesley Colliery Co. (Limited).
71	Clifton Hall - - -	Clifton, Manchester	Andrew Knowles and Sons.
72	Clifton Moss - - -	Do. - - -	Do.
73	Clough - - -	Littleborough - - -	Littlewood and Heap.
74	Clough Head Brickworks	Sharnceyford, Bacup -	Thos. Temperley.
75	Cockey Moor - - -	Black Lane, Ratcliffe, Manchester.	Rylands and Sons.
76	Combermere - - -	Tyldesley - - -	Tyldesley Colliery Co. (Limited).
77	Coppy - - -	Cliviger, Burnley - -	Cliviger Coal Co.
78	Coney - - -	Over-Darwen - - -	Taylor and Holden.
79	Cornfield - - -	Ightenhill Park - -	Executors of John Hargreaves.
80	Cow Lee Lane - - -	Westhoughton - - -	John Siddon and Son.
81	Count Hill - - -	Higher Barrowshaw -	Lees and Mayall.
82	Cragg - - -	Bacup - - -	Butterworth and Brooks.
83	Cranberry Moss - -	Entwisle, Bolton - -	Ralph Entwisle.
84	Crook Bank - - -	Wardle, Rochdale -	Charles Crossley.
85	Cross Hillock - - -	Astley - - -	Astley and Tyldesley Coal and Salt Co. (Limited).
86	Crow Knowl - - -	Crompton, Oldham - -	Edmund Butterworth and Sons.
87	Crow Nest - - -	Milnrow - - -	Roscow and Lord.
88	Cupola - - -	Hamedon - - -	Brooks and Pickup.
89	Daisy - - -	Tyldesley - - -	James Escocce.
90	Darcy Lever - - -	Darcy Lever - - -	Darcy Lever Coal Co.
91	Darwen Brick Works	Over Darwen - - -	Ralph Entwisle.
92	Deansgreave - - -	Bacup - - -	John Lord.
93	Dearnley - - -	Rochdale - - -	Schofield and Co.
94	Delph - - -	Middle Hulton - - -	Bridgewater Trustees.
95	Denton - - -	Denton, Manchester -	Denton Colliery Co. (Limited).

No.	Name of Colliery.	Where situated.	Owner's Name.
96	Denton Lane and Ferney Field.	Chadderton	Chamber Colliery Co.
97	Dock	Ashton-under-Lyne	Fairbottom Colliery Co.
98	Doffcocker	Halliwell, Bolton	James Rothwell.
99	Duckworth Hall	Oswaldtwistle	Thos. Simpson and Co.
100	Dunkehalgh Working	Church Accrington	Henry Petre.
101	Duxbury	Duxbury	Thos. Whittle.
102	Ealus	Littleborough	Benj. Lees.
103	Edge Fold	Worsley	Bridgewater Trustees.
104	Ellenbrook	Tyldesley	Do.
105	Elpit Edge	Butterworth	James Leach.
106	Elton	Elton, Bury	William Thornton Parks.
107	Emmott	Colne	Adam Hall.
108	Farnworth Bridge	Little Lever, Bolton	Andrew Knowles and Sons.
109	Fearnside	Do.	Do.
110	Flash	Eccleshill	Eccleshill Coal Co. (Limited).
111	Foggs	Darcey Lever, Bolton	Andrew Knowles and Sons.
112	Foghill	Middle Whitwell	George Hargreaves and Co.
113	Foulclough	Walsden, Todmorden	Rouben Haigh and Co.
114	Freeholds	Facit, Bacup	Benjamin and Joseph Lees.
115	Freeholds, Rock View	Whitworth	Abraham Hill.
116	Gannow	Habersham	Executors of John Hargreaves.
117	Gasley	Tyldesley	Bridgewater Trustees.
118	Gibfield	Atherton	John Fletcher and Co.
119	Great Boys	Tyldesley	Thomas Fletcher.
120	Great Harwood	Great Harwood	Great Harwood Co.
121	Great Lever	Great Lever	The Earl of Bradford.
122	Great Lever Works	Do.	Do.
123	Greave	Bacup	Townsend and Co.
124	Greave, New	Do.	Executors of James I. Law.
125	Green	Smallbridge	Green Colliery Co.
126	Greenborth	Woodhouse Lane, Rochdale.	J. A. and J. H. Rawstraw.
127	Greenland	Rowley Moor, Rochdale	John Lomax and Co.
128	Grime Bridge	Middle Whitwell	George Hargreaves and Co.
129	Habersham	Habersham	Executors of John Hargreaves.
130	Hacken	Darcey Lever	Earl of Bradford.
131	Handle Hall	Calderbrook	James Dearden.
132	Hanging Chadder	Rochdale	Oldham, Middleton, and Rochdale Colliery Co. (Limited).
133	Hapton	Burnley	John Sutcliffe Witham.
134	Hapton Valley	Hapton, Burnley	Executors of John Hargreaves.
135	Hartford	Oldham	Oldham, Middleton, and Rochdale Colliery Co. (Limited).
136	Hartshead	Hartshead, Ashton-under-Lyne.	Fairbottom Colliery Co.
137	Haugh Hey	Haugh Hey, Rochdale	Haugh Hey Colliery Co.
138	Haughton	Haughton, Manchester	Thomas Shaw and Sons.
139	Haughton Green	Do.	Do.
140	Healey Hall Bottoms	Rochdale	Jacob Tweedale and Sons.
141	Heartshead	Heartshead, Ashton-under-Lyne.	Fairbottom Coal Co.
142	Hearts o' th' Meadow	Westleigh	John Speakman.
143	Helm	Stackstead	Executors of Jas. Hardman.
144	Heskin Hall	Heskin, Chorley	Heskin Hall Co.
145	Hewlett	Westhoughton	Wigan Coal and Iron Co. (Limited).
146	Hey Clough	Wardle	Samuel Stott and Co.
147	Heyfield	West Leigh, Manchester.	James Diggle.
148	Hicbibi	Coppull	Norley Hall Colliery Co.
149	Higher Shore	Littleborough	James Fletcher and Brothers.
150	Hoddlesden	Over Darwen	Joseph Place and Son.
151	Hodge Clough	Oldham	George Mellodew.
152	Hogshead	Bacup	Mrs. Ann Maden.
153	Holebottom	Hollingworth	Leases, Jones, and Co.
154	Hole in Band	Accrington	George Hargreaves and Co.
155	Hollingworth	Hollingworth	John Taylor and Co.
156	Honeywell Lane	Oldham	Booth and Marland.
157	Hopwood	Middleton, Manchester	Oldham, Middleton, and Rochdale Colliery Co. (Limited).
158	Horrocks Court	Edgworth	Peter H. Hoare.
159	Howarth's Field	Farnworth	Bridgewater Trustees.
160	Howbridge	Atherton	John Fletcher and Co.
161	Hoylefold	Harwood	Chas. Hopwood.
162	Intake	Brandwood Moor	John Woodhead.
163	Jacks Key	Edgworth	Eccles, Shorrock Brothers, and Co.
164	Jubilee	Crompton, Oldham	Oldham, Middleton, and Rochdale Colliery Co. (Limited).
165	Kearsley	Kearsley, Bolton	Samuel Scowcroft.
166	Keedley	Keedley Hollows	Executors of John Hargreaves.
167	Knotthill Clough	Shawforth	Ambrose Schofield.
168	Knowl	Wolstenholme	James Butterworth and Son.
169	Ladyshore	Little Lever, Bolton	John Fletcher.
170	Laud	Shawforth, Rochdale	James Dearden.
171	Lark Mount	Birtle, Bury	E. D. Milnes and Brother.

No.	Name of Colliery.	Where situated.	Owner's Name.
172	Lee - - - -	Bacup - - - -	Thomas Leach.
173	Do. - - - -	Do. - - - -	Oldham, Middleton, and Rochdale Colliery Co. (Limited).
174	Lever Edge - - - -	Great Lever - - - -	Atherton and Rothwill.
175	Limehurst - - - -	Ashton-under-Lyne - - - -	Limehurst Colliery Co.
176	Linnysshaw - - - -	Worsley - - - -	Bridgewater Trustees.
177	Little Hey - - - -	Stoneclough - - - -	Knowles and Stott.
178	Livesey Fireclay Works - - - -	Livesay - - - -	Orlando Brothers.
179	Lords Fields - - - -	Ashton-under-Lyne - - - -	Lords Fields Colliery Co.
180	Lords Hall - - - -	Darwen Moss - - - -	Jos. Eccles and Co.
181	Lords Moss Field - - - -	Farnworth - - - -	Bridgewater Trustees.
182	Love Clough - - - -	Goodshaw Hill - - - -	Geo. Hargreaves and Co.
183	Low Crompton - - - -	Rochdale - - - -	Oldham, Middleton, and Rochdale Colliery Co. (Limited).
184	Lower Darwen - - - -	Lower Darwen - - - -	Lower Darwen Colliery Co.
185	Lower Hall - - - -	Westleigh - - - -	James Diggle.
186	Lower Moor - - - -	Oldham - - - -	Mayall and Seddon.
187	Low Side - - - -	Do. - - - -	Executors of John G. Blackburne.
188	Magnall's - - - -	Worsley - - - -	Do.
189	Manor - - - -	Clifton, Manchester - - - -	Clifton and Kearsley Co.
190	Marklands - - - -	Blackrod - - - -	Thomas Whittle.
191	Marsden - - - -	Marsden, Burnley - - - -	Executors of John Hargreaves.
192	Marsh House - - - -	Over Darwen - - - -	Executors of William Pickup.
193	Marholm - - - -	Great Harwood - - - -	Great Harwood Co.
194	Meadow Head - - - -	Wolstenholme - - - -	Meadow Head Colliery Co.
195	Meadows - - - -	Bacup - - - -	George Hargreaves and Co.
196	Mellingscote - - - -	Dalesgate - - - -	Richd. Ingram and Sons.
197	Mesne Lea - - - -	Worsley - - - -	Peter Nightingale and Co.
198	Messing Trees - - - -	Tyldesley - - - -	William Ramsden.
199	Molesides - - - -	Bacup - - - -	Geo. Hargreaves and Co.
200	Mosley Common - - - -	Tyldesley - - - -	Bridgewater Trustees.
201	Mossfield - - - -	Oswaldtwistle - - - -	Thomas Simpson and Co.
202	Moston - - - -	Moston, Manchester - - - -	Dean Stanley.
203	New Lester - - - -	Tyldesley - - - -	James Roscoe.
204	New Line - - - -	Bacup - - - -	Benjamin and Joseph Lees.
205	New Watergate & Peel Hall - - - -	Little Hulton - - - -	James Roscoe.
206	Nook - - - -	Tyldesley - - - -	Asley and Tyldesley Coal and Salt Co. (Limited).
207	Nuttwood - - - -	Rochdale - - - -	Samuel Heywood.
208	Oak - - - -	Hollinwood - - - -	Chamber Colliery Co.
209	Oaken Clough - - - -	Bacup - - - -	Executors of James Butterworth.
210	Old Clough - - - -	Do. - - - -	George Hargreaves and Co.
211	Outwood - - - -	Outwood, Manchester - - - -	Thomas Fletcher and Sons.
212	Over Darwen Brickworks - - - -	Over Darwen - - - -	Ralph Entwisle.
213	Owens - - - -	West Leigh, Manchester - - - -	James Diggle.
214	Park - - - -	Over Hulton - - - -	William Ford Hulton.
215	Park Hall - - - -	Blackrod, Horwich, Bolton. - - - -	Arley Main Colliery Co.
216	Pasture Bottom - - - -	Bacup - - - -	David Lord and Brother.
217	Pemberton House - - - -	Charnock, Richard, Chorley. - - - -	James Barker.
218	Pendlebury - - - -	Pendlebury, Manchester. - - - -	Andrew Knowles and Sons.
219	Pendleton - - - -	Pendleton, Manchester - - - -	Do.
220	Radcliffe - - - -	Radcliffe, Manchester - - - -	Knowles and Hall.
221	Radcliffe Moor - - - -	Ainsworth - - - -	Thomas Fletcher.
222	Raghole - - - -	- - - -	Thos. Heap and Sons.
223	Raikes - - - -	Great Lever - - - -	Earl of Bradford.
224	Railway and Victoria - - - -	Baxenden - - - -	George Hargreaves and Co.
225	Rake Pottery - - - -	Littleborough - - - -	Rake Firebrick Co. (Limited).
226	Rawlinson - - - -	Heath Charnock - - - -	John Rosbottom and Sons.
227	Reddishwood - - - -	Holcombrough, Ramsbottom. - - - -	Saml. Knowles.
228	Red Lumb - - - -	Wolstenholme - - - -	Moscrop Brothers.
229	Rhodes Bank - - - -	Hollingworth - - - -	Leeses, Jones, and Co.
230	Ridgehill - - - -	Staleybridge - - - -	Ridgehill Colliery Co.
231	Ridings - - - -	Wardle - - - -	Ridings Colliery Co.
232	Rigby Hill - - - -	Blackrod - - - -	Dewhurst, Hoyle, and Smethurst.
233	Ringley Fold - - - -	Ringley, Manchester - - - -	Knowles and Stott.
234	Rivin, New - - - -	Little Lever, Bolton - - - -	Andrew Knowles and Sons.
235	Robin Hill - - - -	Oldham - - - -	Oldham, Middleton, and Rochdale Colliery Co. (Limited).
236	Robin Hood - - - -	Clifton, Manchester - - - -	Clifton and Kearsley Co.
237	Rocher - - - -	Ashton-under-Lyne - - - -	Bailey, Dromsfield, and Bardsley.
238	Rock View - - - -	Whitworth - - - -	Abraham Hill.
239	Rose Hill - - - -	Burnden, Bolton - - - -	Samuel Scowcroft.
240	Rowley - - - -	Burnley - - - -	Executors of John Hargreaves.
241	Roydsbrook - - - -	Wolstenholme - - - -	Roydsbrook Coal Co.
242	Salmon Field - - - -	Royton, Oldham - - - -	John Smethurst.
243	Sanderson - - - -	Worsley - - - -	Bridgewater Trustees.
244	Sapling Field - - - -	Middle Hulton - - - -	Do.
245	Sansbury - - - -	Colne - - - -	Sansbury Coal Co.
246	Saunders Clough - - - -	Dalesgate - - - -	Saunders Clough Coal Co.
247	Scar End - - - -	Middle Whitwell - - - -	George Hargreaves and Co.

No.	Name of Colliery.	Where situated.	Owner's Name.
246	Scarscliffe	Baxenden	Geo. Hargreave and Co.
249	Schofield Hall	Hollingworth	John Taylor and Co.
250	Scot Lane	Blackrod	William Woods and Son.
251	Scout Moor	Shuttleworth	Exor. of Lawrence Duckworth.
252	Shakerley	Shakerley	William Ramsden.
253	Do.	Do.	Tyldesley Colliery Co. (Limited).
254	Sharneyford	Bacup	Townsend and Co.
255	Sheepshank	Hollingworth	James Howard.
256	Shipperbottom	Walmsley	Exor. of Lawrence Duckworth.
257	Simonstone	Simonstone, Burnley	Robert Sagar and Brothers.
258	Singing Clough	Kearsley	Knowles and Stott.
259	Smallbridge	Rochdale	Lomax and Co.
260	Smear Hall	Wray with Botton	John Newby.
261	Smithfold	Little Hulton	John Gibson and Co.
262	Snapes	West Leigh, Manchester.	John Smethurst.
263	Snowball		Eccleshill Coal Co. (Limited).
264	Snydale Hall	West Houghton	Dewhurst, Hoyle, and Smethurst.
265	South Grain	Dulesgate	James Dearden.
266	Spindlepoint	Clifton, Manchester	Clifton and Kearsley Co.
267	Springfield	Coppull, Chorley	James Darlington and Alfred Hewlett, jun.
268	Stacksteads	Stacksteads	George Hargreaves and Co.
269	Stand Lane	Pikington, Radcliffe Bridge.	Stand Lane Colliery Co.
270	Stanhill	Oswaldtwistle	Thos. Simpson and Co.
271	Starring	Littleborough	Ralph Ashworth and Co.
272	Stockfield	Chadderton	Chamber Colliery Co.
273	Stonehill	Farnworth, Bolton	Roscow and Lord.
274	Stoney Heys	Healey	H. H. Fishwick and Co.
275	Stopes	Little Lever	Thomas Fletcher.
276	Street Gate	Little Hulton, Bolton	Matthew Bennett and Brothers.
277	Sunfield	Moorside, Oldham	Thomas Mellodew and Co.
278	Swishaw	Crawshaw Booth	George Hargreaves and Co.
279	Syke	Hollingworth	Lees, Ashworth, and Co.
280	Syke Lane	Do.	James Brearley and Co.
281	Syndale Hall	Westhoughton	Dewhurst, Hoyle, and Smethurst.
282	Tannicliffe	Tannicliffe	John Buckley.
283	Three Quarters	Over Hulton	Wm. Ford Hulton.
284	Tithebarn		Eccleshill Coal Co. (Limited).
285	Toadleack	Healey, Rochdale	James Dearden.
286	Todmorden Moor	Dulesgate	Do.
287	Tonge	Tongue, Bolton	Jethro Scowcroft.
288	Tonges Field	Farnworth	Bridgewater Trustees.
289	Tongue End Pasture	Rochdale	Henry Hays.
290	Tonnacliffe	Tonnacliffe, Rochdale	Samuel Tweedale.
291	Tooter Hill	Bacup	James Dearden.
292	Towneley	Burnley	Brooks and Pickup.
293	Trawden	Trawden	Executors of John Hargreaves.
294	Tunshill	Milnrow, Rochdale	Richd. and Wm. Stott.
295	Turton Moor Brick Works	Turton, Bolton	Turton Moor Colliery Co.
296	Two Gates		Eccleshill Coal Co. (Limited).
297	Tyldesley	Tyldesley	(Tyldesley Colliery Co. (Limited).
298	Do.	Do.	Astley and Tyldesley Coal & Salt Co. (Limited).
299	Union	Cliviger, Burnley	Cliviger Coal Co.
300	Unity Brook	Kearsley, Bolton	James Stott and Co.
301	Victoria	Rumworth	Thos. Brocklehurst.
302	Wallnook	Wardle, Rochdale	James Dearden.
303	Wardley Coppice Field	Worsley	Bridgewater Trustees.
304	Watergate	Middle Hulton	Do.
305	Waterside	Waterside, Darwen	Adam Bullough.
306	Welch Whittle	Welch Whittle, Chorley	James Darlington and Alfred Hewlett, jun.
307	Westleigh	West Leigh, Manchester.	James Diggle.
308	Westleigh (Nos. 1 and 2)	Do.	Wigan Coal and Iron Co. (Limited).
309	Wetearth	Clifton, Manchester	Clifton and Kearsley Co.
310	Wharton	Little Hulton, Bolton	Francis Chariton and Sons.
311	Wharton Hall	Shakerley	Wharton Hall Colliery Co.
312	Whinney Hill	Altham, Accrington	John J. Rippon.
313	Whitaker	Littleborough	The Whitaker Co.
314	White Birk	White Birk	Darwen Mining Co. (Limited).
315	Whitefield	Pikington	Stand Lane Colliery Co.
316	Whittlefield	Burnley	Executors of John Hargreaves.
317	Wholaw Nook	Wholaw, Burnley	Brooks and Pickup.
318	Wilderswood	Rivington	N. J. and L. Fish.
319	Wilderswood	Horwich, Bolton	Andrew Peake.
320	Winter Hill	Do.	John Crankshaw.
321	Withnell Fireclay Works	Withnell, Chorley	Fredrick Parke.
322	Woodnook	Accrington	George Hargreaves and Co.
323	Woodhouse Lane	Bagsdale, Rochdale	Zech. and James Howarth.
324	Woodpark	Bardsley	Fairbottom Colliery Co.
325	Yard	Over Hulton	Wm. Ford Hulton.

No.	Name of Colliery.	Where situated.	Owner's Name.
-----	-------------------	-----------------	---------------

THE WEST DIVISION OF LANCASHIRE.

H.M. Inspector, THOMAS BELL, Rufford Road, Liverpool.

ST. HELENS.

1	Alexandra	St. Helens	Pilkington, Bros.
2	Ashton's Green	Do.	Henry Bramall and Co.
3	Brookfield	Do.	Geo. Harris and Sons.
4	Burton Head	Do.	Benjamin Blake.
5	Carra*	Prescot	Carrs Colliery Co. (Limited).
6	City	St. Helens	G. A. Bates.
7	Crank	Do.	John Johnson.
8	Deep Pits	Do.	Pilkington, Bros.
9	Downal Green	Haydock	Evans, Richard, and Co.
10	Garswood Park	St. Helens	Dd. Bromilow and Co.
11	Gerrard's Bridge	Do.	Wm. Middlehurst.
12	Giller's Green*	Do.	Giller's Green Coal Co.
13	Green Gate	Do.	John Cross and Co. (Limited).
14	Halshead	Prescot	Lea, Williams, and Pugh.
15	Havannah	Haydock	Evans, Richard, and Co.
16	Haydock	Do.	Do.
17	Huyton	Huyton	Thos. Lea.
18	Lafax Garswood	St. Helens	Dd. Bromilow and Co.
19	Leigh	Haydock	Evans, Richard, and Co.
20	Moss House	St. Helens	Thos. Bird and Co.
21	New Boston	Haydock	Evans, Richard, and Co.
22	North	Do.	Do.
23	Peasley Cross	St. Helens	Bourne and Robinsons.
24	Pewfall	Haydock	Evans, Richard, and Co.
25	Phoenix*	St. Helens	Benjn. B. Glover and Co.
26	Prescot*	Prescot	John Lancaster and Co.
27	Queen Pit	Haydock	Evans, Richard, and Co.
28	Rainford	St. Helens	Rainford Coal Co.
29	Rainford Dolf	Do.	Charles Howarth.
30	Ravenhead	Do.	Ravenhead Coal Co.
31	Redgate	Do.	Geo. Molyneux and Co.
32	Sankey Brook	Do.	Henry Bramall and Co.
33	Sherdley	Do.	Bourne and Robinsons.
34	Stanley	Do.	Dd. Bromilow and Co.
35	Strangeways Hall	Hindley	William Hays.
36	Sutton	St. Helens	James Haddock.
37	Tarboch*	Prescot	J. Robinson.
38	Whistan	Huyton	Wigan and Whiston Coal Co. (Lim.)
39	Windle	St. Helens	John Middlehurst.
40	Wood	Haydock	Evans, Richard, and Co.

WIGAN.

1	Abram	Hindley Green	Hays and Johnson.
2	Ackhurst Hall	Gathurst	Roper, Hamilton, and Lamb.
3	Albion and Stonehouse	Wigan	J. and T. Wood.
4	Amberswood	Hindley	Crompton and Shawcross.
5	Arley Pits	Ince	Ince Hall Coal and Cannel Co. (Lim.)
6	Aspull, pumping	Aspull	Wigan Coal and Iron Co. (Limited).
7	Banfurlong	Wigan	Cross, Tetley, and Co. (Limited).
8	Barley Brook	Gidlow Lane	Pearson and Knowles.
9	Do.	Wigan	J. W. Darbyshire.
10	Bawkhuse	Haigh	Wigan Coal and Iron Co. (Limited).
11	Bell	Wigan	Whaley and Latham.
12	Belvue	Do.	Wm. Marsb.
13	Berry Street	Skelmersdale	J. Houghton.
14	Bickershaw	Hindley Green	Ackers, Whitley, and Co. (Limited).
15	Bickerstaffe	Skelmersdale	Bromilow, Forster, and Co.
16	Billinge Hill	Wigan	Cadman and Naylor.
17	Birket Bank	Ince	Ince Hall Coal and Cannel Co. (Lim.)
18	Black Moss	Skelmersdale	Dewhurst and Berry.
19	Blackleyhurst	Ashton	Samuel Stock.
20	Blaguegate	Skelmersdale	Lord Skelmersdale.
21	Bold	Wigan	Fairhurst and Co.
22	Bradley Hall	Do.	B. and E. Fisher.
23	Bradshaw	Aspull	Wigan Coal and Iron Co. (Limited).
24	Bridge	Haigh	Do.
25	Britannia	Wigan	Ince Hall Coal and Cannel Co. (Lim.)
26	Brook House	Do.	Galloway, Hilton, and Rigby.
27	Brookside	Platt Bridge	Moss Hall Coal Co. (Limited).
28	Brynn Hall	Wigan	Wm. Crippin.
29	Do.*	Do.	Do.

* Sinking.

No.	Name of Colliery.	Where situated.	Owner's Name.
30	Brynn Moss	Wigan	Thos. Whittle.
31	Buck Tree*	Do.	Thos. Ryland.
32	California	Aspull	Wigan Coal and Iron Co. (Limited).
33	Castle Hill	Wigan	Castle Hill Coal Co. (Limited).
34	Chapel House	Skelmersdale	Edward Smith.
35	Crawford	Aspull	Wigan Coal and Iron Co. (Limited).
36	Crow Orchard	Skelmersdale	Crow Orchard Colliery Co. (Limited).
37	Dalton*	Dalton	Barrow Hematite and Steel Co.
38	Dean House	Wigan	Lathom and Quirk.
39	Deep	Hindley	Wigan Coal and Iron Co. (Limited).
40	Douglas Bank	Wigan	John Grant Morris.
41	Downal Green	Ashton	Thomas Stone and Son.
42	East	Ince	Ince Hall Coal and Cannel Co. (Lim.)
43	Engine	Wigan	John Scowcroft and Co. (Limited).
44	Fir Tree House	Platt Bridge	Crompton and Shawcross.
45	Fleet Street	Wigan	John Rigby.
46	Fogg's Fold	Do.	Cross, Tetley, and Co. (Limited).
47	Garswood Hall	Ashton	Dewhurst, Hoyles, and Smethurst.
48	Gidlow	Wigan	Thos. Gidlow.
49	Gidlow and Swinley	Do.	Eylands, Son, and Co. (Limited).
50	Gorses	Haigh	Wigan Coal and Iron Co. (Limited).
51	Grammar	Wigan	John Scowcroft and Co. (Limited).
52	Green Slate	Do.	Redshaw and Marsh.
53	Gullet	Haigh	Wigan Coal and Iron Co. (Limited).
54	Hindley Field	Wigan	Norris and Lees.
55	Hindley Green	Do.	John Scowcroft and Co. (Limited).
56	Hindley Hall	Hindley	Pearson and Knowles.
57	Do.	Wigan	Leigh, Roger, and Co.
58	Holme House	Do.	Executors of Ralph Rimmer.
59	Ince	Ince	Ince Hall Coal and Cannel Co. (Lim.)
60	Ince Hall	Do.	Pearson and Knowles.
61	Do.	Ince, Wigan	Crompton and Shawcross.
62	Ince Moss	Inco	Pearson and Knowles.
63	Irving House	Wigan	John Johnson.
64	Kirkless	Aspull	Wigan Coal and Iron Co. (Limited).
65	Do.	Hindley	J. Parry.
66	Ladies Lane	Do.	Wigan Coal and Iron Co. (Limited).
67	Lathom	Skelmersdale	Bromilow, Forster, and Co.
68	Leyland Green	Ashton	Samuel Stock.
69	Lindsay	Haigh	Wigan Coal and Iron Co. (Limited).
70	Low Hall	Platt Bridge	Moss Hall Coal Co. (Limited).
71	Mains	Wigan	Cross, Tetley, and Co. (Limited).
72	Meadow	Haigh	Wigan Coal and Iron Co. (Limited).
73	Meadows	Wigan	Lamb and Moore.
74	Mesnes Pit	Do.	Ince Hall Coal and Cannel Co. (Lim.)
75	Moor	Aspull	Wigan Coal and Iron Co. (Limited).
76	Morris Lane	Haigh	Do.
77	Moss	Skelmersdale	Bromilow, Forster, and Co.
78	Moss Hall	Ince	Moss Hall Coal Co. (Limited).
79	Newburgh*	Wigan	Newburgh Mining Co.
80	Newtown	Do.	Lamb and Moore.
81	Norley Hall	Do.	Norley Coal Co.
82	Nukgrove	Thath Heath	James Radley.
83	Orrell	Wigan	W. H. Branker and Co.
84	Do.*	Do.	Do.
85	Orrell Hall	Do.	John Holt and Co.
86	Orrell Mount	Orrell	Roper, Hamilton, and Lamb.
87	Orrell Post	Do.	Edward Baldwin.
88	Park	Skelmersdale	Lord Skelmersdale.
89	Do.	Do.	Tawd Vale Coal Co.
90	Park Lane	Ashton	Garswood Coal and Iron Co.
91	Patchcroft	Blackrod	Wigan Coal and Iron Co. (Limited).
92	Pemberton	Wigan	Jonathan Blundell and Sons.
93	Penny Gate	Hindley	Wigan Coal and Iron Co. (Limited).
94	Plank Lane*	Hindley Green	Ackers, Whitley, and Co. (Limited).
95	Platt Bridge	Wigan	Cross, Tetley, and Co. (Limited).
96	Platt Lane	Platt Lane	Wigan and Wheston Coal Co. (Lim.)
97	Rose Bridge	Wigan	John Evans Morris.
98	Senela Green	Ashton	Samuel Stock.
99	Shevington	Shevington	John Tayleur and Co.
100	Shevington Moor	Wigan	Wm. Brindle.
101	Sough	Haigh	Wigan Coal and Iron Co. (Limited).
102	Standish	Standish	Do.
103	Sutton Heath	Thath Heath	James Radley.
104	Swan Lane	Wigan	Ed. Johnson.
105	Tawd Vale	Skelmersdale	Tawd Vale Coal Co.
106	Trencherbone	Ince	Pearson and Knowles.
107	Tucker's Hill	Haigh	Wigan Coal and Iron Co. (Limited).
108	Upholland	Upholland	Do.
109	Do.	Wigan	Ditton Coal and Iron Co.
110	Upper Park Lane	Ashton	Garswood Coal and Iron Co.
111	Victoria	Rainford	Victoria Colliery Co. (Limited).
112	Ventura	Wigan	Jonathan Blundell and Sons.

* Sinking.

No.	Name of Colliery.	Where situated.	Owner's Name.
113	Wash - - -	Haigh - - -	Wigan Coal and Iron Co. (Limited).
114	William - - -	Do. - - -	Do.
115	Winstanley - - -	Winstanley - - -	Merrick Banks.
116	Whitemoss - - -	Skelmersdale - - -	Whitemoss Coal Co. (Limited).
117	Withington Hill - - -	Aspull - - -	Withington Hill Colliery Co.
118	Woodshaw* - - -	Do. - - -	Wigan Coal and Iron Co. (Limited).
119	Worsley Mesnes - - -	Wigan - - -	N. Eckersley.
120	Worthington - - -	Standish - - -	Norley Coal Co.

CHESHIRE.

H.M. Inspector, THOMAS WYNNE, Stone.

S. B. GILROY, Stone.

1	Adlington - - -	Adlington, near Stockport.	Jonathan Jowett.
2	Astley - - -	Dukinfield - - -	Dunkirk Coal Company.
3	Back Sponds - - -	Lyme Froesbury - - -	Wm. Hewitt.
4	Baketon Dale - - -	Pott Shrigley, Macclesfield.	William Gardiner.
5	Banks End - - -	Disley - - -	L. and E. Hall.
6	Bayley Field - - -	Hyde - - -	T. Jas. and John Ashton.
7	Board and Bugsworth - - -	Hayfield - - -	Levi and E. Hall.
8	Burned Edge - - -	Do. - - -	Do.
9	Bredbury - - -	Stockport - - -	The Bredbury Coal Company.
10	Disley - - -	Do. - - -	S. Maiden.
11	Dukinfield - - -	Dukinfield, Stockport - - -	Dukinfield Coal Company.
12	Do. - - -	Do. - - -	Dunkirk Coal Company.
13	Dunkirk - - -	Do. - - -	Do.
14	Eddisbury - - -	Rainow - - -	Jonathan Hulley.
15	Fire Clay Colliery - - -	Dukinfield - - -	John Hall and Son.
16	Horse Leasow - - -	Dawley - - -	Wm. Dainty.
17	Hough Hole Day Eye - - -	Rainow, Macclesfield.	Wm. Mellor.
18	Hyde - - -	Hyde - - -	Leigh and Bradbury.
19	Little Neston - - -	Neston-on-Dee - - -	B. Chandler.
20	Lymmer Clough - - -	Rainow, Macclesfield.	
21	Mellor - - -	Stockport - - -	Jonathan Jowett.
22	Middle Cale - - -	High Lane, Stockport - - -	Isaac Brocklehurst and Co.
23	Norbury - - -	Norbury, near Stockport.	Clayton and Brooke.
24	Potts Brick Works - - -	Pott Shrigley, Macclesfield.	George Lambert.
25	Poynton and Worth - - -	Poynton, near Stockport.	Lord Vernon.
26	Bingstones - - -	Whaley Bridge - - -	James Jackson.
27	Robinsclough - - -	Wildboarclough - - -	William and Harold Hand.
28	Roe Wood - - -	Macclesfield - - -	George Needham.
29	Sponds - - -	Lyme Handley - - -	James Jackson.
30	Throstles Nest - - -	Macclesfield - - -	George Needham.
31	Whaley - - -	Texal - - -	L. and E. Hall.

SHROPSHIRE.

H.M. Inspector, THOMAS WYNNE, Stone.

S. B. GILROY, Stone.

1	Ascott New Colliery - - -	Longdon - - -	J. Proctor.
2	Asterley, New - - -	Do. - - -	Cooke, Cox, and Co.
3	Benthall - - -	Broseley - - -	Benthall Pottery Co.
4	Do. - - -	Do. - - -	James Evans and W. Gough.
5	Billingsley - - -	Bridgnorth - - -	Wm. Birchley.
6	Black Lion - - -	Shrewsbury - - -	George Fenn.
7	Broseley - - -	Broseley - - -	William Exley.
8	Do. - - -	Wellington - - -	Hill and Aston.
9	Do. - - -	Do. - - -	P. Plimley.
10	Do. - - -	Do. - - -	W. O. Foster.
11	Do. - - -	Do. - - -	
12	Do. - - -	Do. - - -	Coalbrookdale Company.
13	Calcuts - - -	Ironbridge - - -	W. O. Foster.
14	Castle Place - - -	Shrewsbury - - -	W. Wilde.
15	Clee Hills - - -	Ludlow - - -	Garbutt and Co.
16	Do. - - -	Do. - - -	Clee Hills Coal Co.
17	Cood-y-goe - - -	Oswestry - - -	Wm. O. Savin.
18	Conlebury - - -	Broseley - - -	Thomas Plimley.
19	Dark Lane - - -	Wellington - - -	Heybridge Coal and Iron Co.
20	Dawley Bank - - -	Do. - - -	Coalbrookdale Company.

* Sinking.

No.	Name of Colliery.	Where situated.	Owner's Name.
21	Donnington Wood . . .	Dawley . . .	Lilleshall Company.
22	Drill	Oswestry . . .	Drill Coal Co.
23	Fishouse	Broseley . . .	John Wilkinson.
24	Frodesley	Shrewsbury . .	Ed. Sheppard.
25	Granville	Newport	Lilleshall Company.
26	Hadley	Wellington . . .	Lilleshall Company.
27	Harcourt	Arley	Robert Jones.
28	Haycop	Broseley	H. Hill and Jas. Aston.
29	Haycop Hill	Do.	Do.
30	Horsehays	Wellington . . .	Coalbrookdale Company.
31	Hinks Hay	Dawley	Heybridge Coal and Iron Co.
32	Ifton	Oswestry	Ifton Rhyn Coal Co.
33	Ketley	Wellington . . .	John Williams.
34	Do.	Do.	Ketley Company.
35	Do.	Do.	Do.
36	Knowbury	Ludlow	Clee Hills Coal Co.
37	Langley Fields	Dawley	Heybridge Coal and Iron Co.
38	Lawley	Do.	Coalbrookdale Company.
39	Lawley Bank	Do.	Do.
40	Lightmoor	Do.	Do.
41	Lodge	Wellington . . .	Lilleshall Company.
42	Lebotwood	Shrewsbury . . .	R. Preen.
43	Madeley Court	Ironbridge	W. O. Foster.
44	Madeley Wood	Do.	Anstie and Company.
45	Malinslee and Stirchley or Old Park	Dawley	Old Park Co.
46	Moreton Hall	Oswestry	Moreton Hall Co.
47	Moat Hall	Shrewsbury . . .	T. Jones.
48	Penylan	Oswestry	Messrs. Croxon.
49	Presgwynne	Do.	Moreton Hall and Presgwyn Colliery Co.
50	Prioralee	Wellington	Lilleshall Company.
51	Quinta	Oswestry	Quinta Colliery Company.
52	Rock	Broseley	W. O. Foster.
53	Saint Georges	Shiffnall	Lilleshall Company.
54	Shorthill	Shrewsbury	John Atherton.
55	Tasley	Bridgnorth	T. Cartwright.
56	Trefonen	Oswestry	France & Co.
57	Watsall	Ludlow	— Patchett.
58	Woodhouse	Shiffnall	Lilleshall Company.
59	Wombidge	Wellington	A. Peplow.
60	Do.	Do.	John Bennett and Co.

GLOUCESTERSHIRE.

FOREST OF DEAN.

H.M. Inspector, LIONEL BROUGH, Clifton, Bristol.

THOMAS CADMAN, Newport, Monmouth.

1	Addis Hill Level . . .	Cinderford . . .	Littledean Woodside Colliery Co. (Limited).
2	Bilson	Do.	Goold Brothers.
3	Birlade	Coleford	J. T. Thomas.
4	Bridewell	Do.	Walter Pritchard.
5	Bromley Hill Level . . .	Ellwood	Ebbw Vale Co. (Limited).
6	Brookall Ditches	Parkend	Parkend Coal Co.
7	Brooming Hold	Coleford	Henry Brown.
8	Cross Knave, Five Acres .	Do.	Benjamin Davis.
9	Crumpmeadow	Cinderford	Goold Brothers.
10	Darkhill	Coleford	Coleford Coal Company.
11	Dogdelf	Parkend	Henry Phipps.
12	Drybrook Level	Newnham	Ebbw Vale Co. (Limited).
13	Duck Pit	Cinderford	Goold Brothers.
14	East Slade	Ruardean	New Bowson Deep Coal Co.
15	Ellwood	Coleford	J. Selby.
16	Edenwall	Do.	S. Hughes.
17	Farmers Folly	Do.	Farmers Folly Coal Co.
18	Farmy Lay	Do.	S. Hughes.
19	Flour Mill	Bressan	Arthur James Price.
20	Foxes Bridge	Newnham	Barrett and Crawshaw.
21	Hawkins	Coleford	Hawkins and Co.
22	Haywood	Cinderford	Littledean Woodside Coal Co. (Lim).
23	Hopewell Engine	Coleford	Western Counties Colliery Co. (Limited).
24	Hopewell in Wimberry . .	Do.	Hopewell Company.
25	Hopewall	Ellwood	Luckes and Nash.
26	Howbeach Level	Blakeney	Blakeney and Forest of Dean Co. (Limited).
27	Howierslade	Coleford	Trotter, Thomas, and Co.
28	Kidnall's High Delf Dipple	Lydney	J. Morrell's Executors.

No.	Name of Colliery.	Where situated.	Owner's Name.
29	Lightmoor - - -	Cinderford - -	Henry Crawshaw and Sons.
30	Little Barlow - -	Parkend - - -	Henry Phipps.
31	Little Brockhollands - -	Bream - - -	Forest of Dean Iron Co.
32	Miles Level - - -	Coleford - - -	Western Counties Colliery Co. (<i>Lim.</i>).
33	Morses Level - - -	Blakeney - - -	Simon Holmes.
34	Nelson - - - - -	Cinderford - -	Osman Barrett.
35	New Bowson - - -	Do. - - - - -	New Bowson Deep Coal Co.
36	New Fancy - - - -	Park End - - -	Park End Coal Co.
37	Newman, Shropshire - -	Lydney - - -	Hughes and Prosser.
38	New Road Level - - -	Coleford - - -	W. H. Fryer.
39	Norchard Dipple - - -	Lydney - - -	J. Morrell's Executors.
40	Oaken and Churchway - -	Do. - - - - -	Thomas Allaway.
41	Old Furnace Coal Level -	Coleford - - -	Trotter, Thomas, and Co.
42	Old Leather Pit - - -	Cinderford - -	J. Curtis.
43	Paragon - - - - -	Hilson - - -	Peter Constance.
44	Park End - - - - -	Lydney - - -	Park End Coal Co.
45	Phipps' Pillowell - - -	Do. - - - - -	Phipps and Price.
46	Pillowell Level - - -	Do. - - - - -	Lukes and Nash.
47	Pluckpenny Level - - -	Ruardean - - -	James A. Brain.
48	Potlid - - - - -	Coleford - - -	P. Tague and Co.
49	Princess Royal - - -	Bream - - - -	Dyke Brothers.
50	Prosper Pit - - - - -	Ruardean - - -	Henry Cranstoun Adams.
51	Quidchurch - - - - -	Cinderford - -	Quidchurch Colliery Co.
52	Rangeworthy - - - -	Bristol - - - -	E. L. Owen.
53	Regulator - - - - -	Ruardean - - -	James A. Brain.
54	Resolution and Safeguard -	Nowham - - -	Henry Crawshaw and Co.
55	Ruardean Hill - - - -	Ruardean - - -	Geo. Russell.
56	Rudge - - - - -	Whitecroft - -	Lukes and Nash.
57	Saint Vincent - - - -	Coleford - - -	James Grindall.
58	Sandwell - - - - -	Cinderford - -	Henry Gramshaw and Son.
59	Speculation - - - - -	Lydbrook - - -	Henry Harris and Sons.
60	Speech House Hill - - -	Coleford - - -	Lukes and Nash.
61	Speedwell - - - - -	Do. - - - - -	Russell and Sons.
62	Standfast - - - - -	Park End - - -	Park End Coal Co.
63	Stapledge - - - - -	Cinderford - -	Gollop and Bidler.
64	Thatchpit or Independent -	Coleford - - -	Mrs. Loxley.
65	The Futcrill - - - - -	Do. - - - - -	Western Counties Colliery (<i>Limited</i>).
66	Tilo Quarry Hill - - -	Do. - - - - -	John Selby.
67	Trafalgar and Rose in Hand	Do. - - - - -	T. B. and W. B. Brain.
68	Tuft's Level - - - - -	Lydney - - - -	James Morrell's Executors.
69	Uncertainty - - - - -	Bream - - - - -	James Morse.
70	Unity - - - - -	Whitecroft - -	Lukes and Nash.
71	Villet's Level - - - -	Coleford - - -	Trotter, Thomas, and Co.
72	Weaver's Pitching - - -	Bream - - - - -	Morse and Son.
73	Well Level - - - - -	Coleford - - -	Henry Brown.
74	White Lee - - - - -	Parkend - - -	T. Allaway.
75	Worrell Hill - - - - -	Lydbrook - - -	Henry Harris and Sons.
76	Yorkley - - - - -	Coleford - - -	Lukes and Nash.

BRISTOL COAL FIELD AS FAR AS REGARDS GLOUCESTERSHIRE.

1	Brandybottom - - -	Pucklechurch, 4 miles S. of Chipping Sodbury	Wethered and Cossham.
2	Bull Hall - - - - -	4 miles E. of Bristol	Jefferies and Co.
3	Hole Lane - - - - -		
4	Coal Pit Heath - - -	Frampton Cottorell - -	Sir Greville Smith, Bart.
5	Crown - - - - -	Warmley - - - -	E. L. Owen.
6	Baston - - - - -	Bristol - - - - -	Leonard, Boulton, and Co.
7	Frampton Cottorell - -	Frampton - - - -	Brogden and Sons.
8	Golden Valley - - - -	Bath - - - - -	Aaron Brain and Co.
9	Hanham - - - - -	Bristol - - - -	George Hare Leonard.
10	Kingswood - - - - -	Do. - - - - -	Kingswood Coal and Iron Co. (<i>Lim.</i>).
11	New Cheltenham - - -	Do. - - - - -	Henry Howe.
12	Parkfield - - - - -	Mangotsfield - - -	Wethered, Cossham, and Wethered.
13	Penywell Lane - - - -	Bristol - - - -	Brown and Harris.
14	Speedwell - - - - -	Do. - - - - -	Speedwell Co. (<i>Limited</i>).
15	Whitehall - - - - -	Do. - - - - -	Leonard, Boulton, and Co.
16	Yate Works - - - - -	Yate, 1 mile from Chipping Sodbury.	Long, Nowell, and Co.

SOMERSETSHIRE.

BRISTOL COAL FIELD AS FAR AS REGARDS SOMERSETSHIRE.

NETTLEBRIDGE DISTRICT.

1	Downside - - - - -	Nettlebridge - - -	W. Evans and Co.
2	Newbury - - - - -	Do. - - - - -	Westbury Iron and Colliery Co.
3	New Rock - - - - -	Do. - - - - -	Plummer and Sons.
4	Vobster (Old and New)	Do. - - - - -	Stephen Steeds and Co.
5	Edford - - - - -	Do. - - - - -	Fussell, Walters, Brice, and Co.
6	Mells - - - - -	Frome - - - - -	Naish and Steeds.

No.	Name of Colliery.	Where situated.	Owner's Name.
RADSTOCK DISTRICT.			
1	Braysdown	Radstock	Wait, Savage, and Co.
2	Clandown	Do.	Charles Hollway.
3	Foxcote	Do.	Wait, Savage, Hill, and Co.
4	Huish	Do.	Do.
5	Old Welton	Do.	Mogg and Company.
6	Radstock Works	Do.	Countess Waldegrave.
7	Welton Hill	Do.	C. Hollway and Co.
8	Writhlington, Lower	Do.	T. Smith, Hill, and Co.
9	Do. Upper	Do.	Do.
10	Wellway	Do.	Countess Waldegrave.
PAULTON DISTRICT.			
1	Ashton Vale	Close to Bristol	Ashton Vale Co. (<i>Limited</i>).
2	Bishop Sutton	Paulton	Hollway and Co.
3	Conygre, Lower (Timsbury)	Do.	Samborne, Smith, and Co.
4	Do. Upper	Do.	Do.
5	Camerton New Pit	Do.	Miss Jarrett.
6	Do. Old Pit	Do.	Do.
7	Dean Lane	Bedminster	H. Bennett.
8	Farrington	Paulton	Hollway and Co.
9	Fry's Bottom	Do.	Perry and Co.
10	Grayfield	Do.	Do.
11	Malago Vale	Bedminster	S. Steels.
12	Old Grove (Timsbury)	Paulton	Mogg, Parish, and Co.
13	Old Mills	Do.	Wm. Evans and Co.
14	South Liberty	Bedminster	Ashton Vale Co. (<i>Limited</i>).
15	Withy Mill (Timsbury)	Paulton	Mogg, Parish, and Co.
TWERTON DISTRICT.			
1	Twerton	Bath	Bath Colliery Co. (<i>Limited</i>).
NAILSEA COAL FIELD.			
1	Bovey Tracy	Devonshire	Bovey Tracy Co.
2	Nailsea Heath	Nailsea	Chance Brothers and Co.
MONMOUTHSHIRE.			
<i>H.M. Inspector, LIONEL BROUGH, Clifton, Bristol.</i>			
<i>THOMAS CADMAN, Newport, Monmouth.</i>			
1	Aberbeeg	Newport	Webb and Spittle.
2	Abercarn Works	Do.	Ebbw Vale Co. (<i>Limited</i>).
3	Abersychan Works	Ebbw Vale	Ebbw Vale Iron Company (<i>Limited</i>).
4	Aberystroth	Blaina	Nantyglo and Blaina Co. (<i>Limited</i>).
5	Arall	Newport	Latch and Cope.
6	Argoed	Tredegar	Tredegar Iron Company.
7	Argoed, Upper, Holly Bush	Newport	Edmund D. Williams.
8	Barcella	Newbridge	Cope and Latch.
9	Beaufort Works	Nantyglo	Nantyglo and Blaina Co. (<i>Limited</i>).
10	Blaenavon Works	Pontypool	Blaenavon Iron Company.
11	Blaen Cuffin	Newport	Thomas Jones.
12	Blaendare	Pontypool	John Wightman and Co. (<i>Limited</i>).
13	Blaina	Newport	Nantyglo and Blaina Co. (<i>Limited</i>).
14	Bovil	Do.	Brewer and Son.
15	Bryngwyn	Do.	W. S. Cartwright.
16	Brynore Colliery	Do.	Brynore Company.
17	Cefn Llwyna	Do.	Lewis and Jenkins.
18	Cefn-y-Crib Mountain	Pontypool	W. E. Thomas.
19	Church	Newport	Trustees of late Thomas Prothero.
20	Coalbrook Vale Works	Blaina	John Bladon.
21	Coedcae Tillery	Newport	P. S. Phillips.
22	Cwmyglo	Near Newport	Bedwas and Lantwit Co. (<i>Limited</i>).
23	Cwmbran	Pontypool	Grice Brothers.
24	Cwm Colliery	Newport	John Crook and Co.
25	Cwm Darran	Do.	Nicholas and Johnson.
26	Cwm Frwd	Pontypool	Partridge and Jones.
27	Cwm Lucu	Do.	Ebbw Vale Co. (<i>Limited</i>).
28	Cwm Nanty-y-groes	Newport	Clapp and Williams.
29	Cwm Serchan	Pontypool	Thomas Brown.
30	Cwm Tybery	Newport	South Wales Colliery Co. (<i>Limited</i>).
31	Cwm aut ddu	Do.	Ebbw Vale Co. (<i>Limited</i>).
32	Durban	Llanhilleth, near Newport.	Thomas Phillips Price.

No.	Name of Colliery.	Where situated.	Owner's Name.
33	Ebbw Vale Works	Ebbw Vale	Ebbw Vale Company (<i>Limited</i>).
34	Elled Pitt	Cwnantddu	Beynon and Co.
35	Gelly Deg	Maesycwmmwr	James Partick and Co.
36	Gellydeg	Pontypool	Wm. Prosser.
37	Gelly Haf Isha	Newport	Harris, Williams, and Co.
38	Gilvach	Do.	Latch and Cope.
39	Gilvach Bargoed	Do.	W. Batters.
40	Glyngaer	Llanhilleth, near Newport.	E. D. Williams.
41	Glyn-Sychan	Pontypool	John and Phillips.
42	Golynos Works	Do.	William Richards.
43	Golynos	Do.	Partridge and Jones.
44	Green Wood	Newport	Temple Stroud.
45	Gwailod y gwain	Do.	Wm. Price.
46	Gwrhay and Penyvau	Do.	Roger Lewis.
47	Hafod	Abergavenny	Brecon Boat Co.
48	Hafod Van	Newport	Thomas Phillips Price.
49	Havodtriaglod	Do.	Do.
50	Hendre Beaufort	Do.	Jas. Phillips and Co.
51	Henllis	Do.	Hanson and Cyrus.
52	Holybush	Do.	E. D. Williams.
53	Hope	Do.	Henry and Walter Powell.
54	Libaus	Blackwood	Prothero Brothers.
55	Llanhilleth	Newport	Powell Brothers.
56	Mamhole	Do.	Stewart and Co.
57	Milfrain Hill New Colliery	Blaenavon	John Jayne.
58	Nantyglo Works	Nantyglo	Nantyglo and Blaia Co. (<i>Limited</i>).
59	New Bedwellty	Newport	Tredegar Iron Company.
60	New Place	Do.	Trustees of late Thos. Prothero.
61	Newport Abercarn	Do.	Newport Abercarn Co.
62	New Tredegar	Do.	Powell Duffryn Steam Coal Co. (<i>Limited</i>).
63	New Tredegar Level Colliery	Do.	Do.
64	New Tpr Filkins	Pontllanfraith	Powell Brothers.
65	Old Pentwyn Mawr	Newport	D. Harris and Co.
66	Old Place	Do.	Prothero Brothers.
67	Pantglaes	Do.	T. Morgan.
68	Panner	Do.	Thos. Thomas.
69	Plas Bedwellty	Do.	Trustees of late Thomas Prothero.
70	Plasycloed	Pontypool	Partridge and Jones.
71	Pontygwaith	Newport	Bevan and Pryce.
72	Pontypool Works	Pontypool	Ebbw Vale Company (<i>Limited</i>).
73	Price's Tylery	Newport	John Jayne.
74	Red Ash Colliery	Pontypool	Ebbw Vale Co. (<i>Limited</i>).
75	Rhiwpark Abertillery	Newport	William Stewart.
76	Rhos Wen	Do.	Messrs. Bevan and Pryce.
77	Rhymney Works	Do.	Rhymney Iron Company.
78	Risca Black Vein	Do.	Watts Melbourne.
79	Risca Rock Vein	Do.	Do.
80	Rock	Do.	Marsh Brothers.
81	Sirhowy Works	Do.	Ebbw Vale Co. (<i>Limited</i>).
82	Tillery	Maesycwmmwr	Clapp and Williams.
83	Tillery Level	Near Newport	John Jayne and Company.
84	Tredegar	Tredegar	Tredegar Iron Company.
85	Trelyn	Do.	J. Morgan.
86	Tunnel Level	Newport	Temple Stroud.
87	Tyr Filkins	Do.	H. and W. Powell.
88	Varteg Hill Colliery	Pontypool	Jno. Vipond and Co. (<i>Limited</i>).
89	Varteg Works	Do.	Partridge and Jones.
90	Victoria Works	Newport	Ebbw Vale Co. (<i>Limited</i>).
91	White Rose	Do.	Powell's Duffryn Co. (<i>Limited</i>).

On the Edge of GLAMORGANSHIRE.

1	Brithdir	Rhymney	Dowlais Iron Co.
2	Bute Works	Do.	Rhymney Iron Company.
3	Carngethin	Newport	E. D. Williams and Co.
4	Gil Haul	Merthyr Tydfil	Bargoed Coal Company (<i>Limited</i>).
5	Cwm Cylla	Gellygaer	Wm. Davis.
6	Darran	Bargoed	Rhymney Iron Co.
7	Deri Newydd	Rhymney	Lewis, Jones, and Lewis.
8	Energlyn	Caerphilly	Energlyn Coal Company.
9	Glan ddu	Newport	Latch and Cope.
10	Gwladis	Cardiff	Christopher James.
11	Graig Rhymney	Newport	Rhymney Iron Company.
12	Hendre Denny	Cardiff	Energlyn Coal Co.
13	Hengoed	Do.	Thomas and Lewis.
14	Llantwit and Black Vein Colliery.	Caerphilly	Simcon Holmes.
15	New Rhos	Cardiff	Williams, Lewis, and Co.
16	Old Brithdir	Rhymney	P. T. Woodruff and Co.
17	Rhos Llantwit	Near Caerphilly, Glamorgan.	Rhos Llantwit Coal Company.

No.	Name of Colliery.	Where situated.	Owner's Name.
18	Tyr Gibbon - - -	Caerphilly - - -	Energlyn Company.
19	Tyr Phil - - -	Rhymney - - -	Aston Hall Iron Company.
20	Troedyrhiw-vuch - - -	Do. - - -	David Joseph.
21	Wain Gledwr - - -	Cardiff - - -	Llantwit Basin Co.
22	Wingfield - - -	Gellygaer - - -	Messrs. James, Reed, Bevan, & Price.

NORTH WALES.

H.M. Inspector, THOMAS BELL, 5, Rufford Road, Liverpool.

FLINTSHIRE.

No.	Name of Colliery.	Where situated.	Owner's Name.
1	Altamy - - -	Buckley, Mold - - -	Wm. Catherall.
2	Do. - - -	Buckley - - -	John Prior.
3	Aston Hall - - -	Hawarden - - -	Aston Hall Coal Co., Limited.
4	Aston, New* - - -	Aston - - -	F. Thompson.
5	Bedford - - -	Mold - - -	John Williams.
6	Bottisfield* - - -	Bagillt - - -	Bettisfield Colliery Co., Limited.
7	Bradshaw - - -	Argoed, Mold - - -	John Lassey.
8	Bronwhlfa - - -	Mold - - -	Bronwhlfa Colliery Co., Limited.
9	Bryn-y-Baal - - -	Do. - - -	J. F. Fairbank.
10	Bryn-y-Celyn - - -	Padeswood - - -	Leeswood Cannel and Gas Coal Co.
11	Buckley - - -	Buckley, Mold - - -	John Watkinson.
12	Cae Blydden - - -	Mold - - -	Coed Talon Colliery Co., Limited.
13	Castle Hill* - - -	Do. - - -	Metropolitan Coal Co.
14	Cefn-y-wed - - -	Do. - - -	Coed Talon Colliery Co., Limited.
15	Cheapside - - -	Hawarden - - -	Josh. Newton.
16	Coed Talon - - -	Mold - - -	Coed Talon Colliery Co., Limited.
17	Coleshill - - -	Flint - - -	Coleshill Colliery Co., Limited.
18	Coppa - - -	Padeswood, Mold - - -	Coppa Colliery Co., Limited.
19	Crossfield - - -	Buckley, Mold - - -	Henry Hughes.
20	Dublin Main* - - -	Northop - - -	Dublin Main Coal Co., Limited.
21	Eleanor - - -	Queen's Ferry - - -	Eleanor Colliery Co., Limited.
22	Elm* - - -	Buckley - - -	Geo. Watkinson and Sons, Limited.
23	Englefield - - -	Holywell - - -	Englefield Colliery Co., Limited.
24	Ewloe Hall - - -	Buckley, Mold - - -	Ed. Parry.
25	Flint Marsh - - -	Flint - - -	Flint Marsh Colliery Co., Limited.
26	Galchog - - -	Northop, Flint - - -	Eyton and Elliott.
27	Hanmer - - -	Holywell - - -	Galchog Colliery Co.
28	Haylewood - - -	Coed Talon - - -	Allcarn and Ainstie.
29	Hendre* - - -	Mold - - -	Nerquis Coal and Cannel Co.
30	Hope - - -	Cefn-y-Bedd - - -	Llithell Coal and Iron Co.
31	Leeswood Green - - -	Mold - - -	Leeswood Cannel and Gas Coal Co.
32	Leeswood Hill - - -	Do. - - -	W. B. Marston.
33	Leeswood Main - - -	Do. - - -	W. C. Hussey Jones.
34	Leeswood Nant - - -	Do. - - -	Richd. Richards.
35	Lexham Green* - - -	Buckley - - -	Wm. Hancock.
36	Little Mountain - - -	Buckley, Mold - - -	Little Mountain Coal, Iron, and Clay Co., Limited.
37	Maes-y-greg* - - -	Buckley - - -	Geo. Watkinson and Sons, Limited.
38	Main Coal - - -	Mold - - -	Coed Talon Colliery Co., Limited.
39	Mancot - - -	Queen's Ferry - - -	Josh. Wright.
40	Mold Argoed - - -	Mold - - -	Mold Argoed Colliery Co., Limited.
41	Mold Town - - -	Do. - - -	H. Wilson and others.
42	Mostyn Quay - - -	Holywell - - -	John Lancaster and Co.
43	Mynyddissaf - - -	Mold - - -	Richard Richards.
44	Nant Mawr - - -	Do. - - -	W. C. King.
45	Nerquis - - -	Do. - - -	Nerquis Coal and Cannel Co.
46	No. 3 Colliery - - -	Do. - - -	Coed Talon Colliery Co., Limited.
47	Northop Hall - - -	Queen's Ferry - - -	Joseph Bowley.
48	Oak* - - -	Buckley - - -	Geo. Watkinson and Sons, Limited.
49	Oak Pits - - -	Mold - - -	Jacob Forrest.
50	Pentrobin - - -	Buckley - - -	Aston Hall Coal Co., Limited.
51	Plas Bellin - - -	Northop, Flint - - -	Wm. Malcomson.
52	Pontblydden - - -	Mold - - -	John Holden.
53	Queen's Ferry - - -	Hawarden - - -	F. Thompson.
54	Sandycroft - - -	Buckley, Mold - - -	Sandycroft Colliery Co.
55	South Buckley - - -	Do. - - -	South Buckley Coal and Firebrick Co., Limited.
56	Spon Green - - -	Do. - - -	Wm. Hancock.
57	Tryddyn Farm - - -	Coed Talon, Mold - - -	Thos. Ollis.
58	Tryddyn Lodge - - -	Coed Talon - - -	Do.
59	Upper Argoed - - -	Mold - - -	Richard Richards.
60	West Mostyn* - - -	Holywell (Sinking) - - -	West Mostyn Colliery Co., Limited.
61	Wern - - -	Bagillt, Flint - - -	David Jones.
62	Willow - - -	Buckley - - -	Geo. Watkinson and Sons, Limited.

* Sinking.

No.	Name of Colliery.	Where situated.	Owner's Name.
DENBIGHSHIRE.			
1	Acrefair	Acrefair	New British Iron Co.
2	Acton	Wrexham	Wrexham and Acton Colliery Co. Limited.
3	Afonetha	Rhos, Ruabon	Afonetha Coal Co.
4	Bersham	Wrexham	J. G. and W. Barnes.
5	Black Park	Chirk, Ruabon	John Scott, Milne, and Co.
6	Broughton	Brymbo	W. H. Darley.
7	Brymbo	Wrexham	Do.
8	Brynkinalt	Chirk, Ruabon	Brynkinalt Colliery Co., Limited.
9	Bryn Mally	Wrexham	Thos. Clayton.
10	Bryn-y-Owon	Ruabon	Coalbrookdale Co.
11	Cae-pen-ty	19, King St., Wrexham	Wm. Higgins.
12	Christionedd	Ruabon	Afonetha Coal Co.
13	Coed-y-Felin	Wroxham	J. Williams.
14	Coedfroeth	Talwrn, Wrexham	Revd. R. O. Burton.
15	Cross Tree	Ruabon	J. M. Evans.
16	Dolf	Acrefair	T. H. Seacombe.
17	Erwlwyd	Rhos, Ruabon	John Jarvis.
18	Efrith	Wrexham	G. W. Charlwood.
19	Efrwd	Do.	Sparrow and Poole.
20	Garden Lodge	Ruabon	Garden Lodge Colliery Co.
21	Grosvenor	Wrexham	Grosvenor Colliery Co.
22	Gwersyllt	Do.	Thomas Clayton.
23	Hafod-y-Bwch	Ruabon	Ruabon Coal Co., Limited.
24	Legacy	Do.	Wm. Dennis.
25	Llly Hall	Wrexham	Llly Hall Coal, Iron, and Brick Co. Limited.
26	Llwynenion	Ruabon	W. C. Hussey Jones.
27	Nant	Brymbo	Westminster Brymbo Coal and Coke Co., Limited.
28	Pant	Ruabon	John Jarvis.
29	Pant Hill	Tan-y-clydd, Ruabon	Gomar Roberts.
30	Pen-y-Bryn	Ruabon	Richd. Williams.
31	Pen-y-Coed	Do.	Gomar Roberts.
32	Penbeddw	Do.	H. R. Bower.
33	Pendwilt	Wrexham	Thos. Clayton.
34	Penrhos	Penrhos	W. H. Darley.
35	Plasbennion	Ruabon	Jos. Evans.
36	Plaskynaston	Do.	Buckley, Bradford, and Buckley.
37	Plas Ucha	Do.	George Smith.
38	Rhos or Brandy	Rhos, Ruabon	Gomar Roberts.
39	Rhoilanerchrugog	Ruabon	J. G. Robinson and Co.
40	Smelt	Penrhos	W. H. Darley.
41	Tefrith	Wrexham	G. W. Charlwood.
42	Traffynant	Ruabon	John Jackson.
43	Do.	Do.	J. C. Edwards.
44	Vauxhall	Do.	Geo. Forrester.
45	Vron	Wrexham	Vron Colliery Co., Limited.
46	Westminster	Do.	Westminster Brymbo Coal and Coke Co., Limited.
47	Wroxham	Do.	Wrexham and Acton Colliery Co., Limited.
48	Wynn Hall	Ruabon	Wm. Bertram.
49	Do.	Do.	Kenrick and Sons.
50	Wynnstay	Do.	New British Iron Co.

ANGLESEY.

1	Nant*	Gaerwen	Henry Parry.
2	Nineveh*	Llanfair	W. H. Roberts.
3	Pont Marquis	Bodorgan	Richd. Griffiths.

* Sinking.

No.	Name of Colliery.	Where situated.	Owner's Name.
-----	-------------------	-----------------	---------------

SOUTH WALES.

*H. M. Inspector, THOMAS E. WALES, Swansea.
HENRY HALL.*

PEMBROKESHIRE.

1	Amroth	Saundersfoot	W. Williamson.
2	Begelly	Pembroke	J. Cadman.
3	Bonvilles Court	Saundersfoot	Bonvilles Court Coal and Iron Co.
4	Chapel and Shipping	Pembroke	Joseph Cadman.
5	Broadmoor	Saundersfoot	W. Williamson.
6	Foxhill	Haverfordwest	D. Canton.
7	Grove	Saundersfoot	Bonvilles Court Coal and Iron Co.
8	Hook	Haverfordwest	J. Powell.
9	Morcton	Saundersfoot	W. Williamson.
10	Southwood	Haverfordwest	D. Canton.
11	Trurane	"	Do.

CAERMARTHENSHIRE.

1	Amman	Llanely	Amman Iron Co.
2	Birch Rock	Pontardulais	Birch Rock Coal Co.
3	Blaynes	Llandebie	David Lloyd and Sons.
4	Blackrook	Pembrey	Mason and Elkington.
5	Broad Oak	Loughor	James Beanfield.
6	Bryn	Llanely	Bryn Coal Co.
7	Brynlloi	"	J. Williams.
8	Bryn-Gwyn	"	Sims, Williams, Novillo, and Co.
9	Cae Bryn	Llandebie	Cae Bryn Coal Co.
10	Calad	Llanely	J. Richards.
11	California	Llandebie	Norton and Co.
12	Carnarvon	Llanely	J. Prothero.
13	Capel Ifan	Pontaberem	Harries and Halford.
14	Carway	Kidwelly	Carway Coal Co.
15	Cawdor	Llanely	Morgan and Thompson.
16	Cross Hands	Llandebie	Norton and Co.
17	Cwmgelwr	Kidwelly	Smith and Squire.
18	Cwm Mawr	Llanely	W. Rees.
19	Cwm Coppel	Pembrey	Mason and Elkington.
20	Cwmtrupt	Llanely	David Harris.
21	Davy Bank	Kidwelly	Smith and Squire.
22	Ffof	"	Do.
23	Five Quarter	"	Thompson and Co.
24	Fflood	"	Chivers and Co.
25	Garnant Level	Llanely	D. Evans.
26	Glynou	"	Neville and Druce.
27	Glymoch	Brynaman	Glymoch Coal Co.
28	Glynnach	Llandebie	D. Lloyd and Sons.
29	Gorsgoch	Llanely	A. A. Rees.
30	Great Forest	Pontycaets	Smith and Squire.
31	Grovesend	Pontardulais	Miller and Son.
32	Gwain-cae Gurwen	Llanely	C. Morgan and Sons.
33	Gwendraeth	"	Daniel Watney.
34	Gwscwm	Pembrey	Mason and Elkington.
35	Gors-y-Garnaut	Llanely	J. Thomas.
36	Hendre	"	D. Davis.
37	Kille	"	W. Rees.
38	Lefoy	"	Amman Iron Co.
39	Llangennich	"	Llangennich Coal Co.
40	Llynnda	"	Joseph Thomas.
41	Llynewydd	"	Amman Iron Co.
42	Llynhidie	"	B. Evans.
43	Mynyddaylen	"	J. Griffiths.
44	Middle Amman	Brynaman	Middle Amman Coal and Iron Co.
45	New Lodge	Pembrey	New Lodge Coal Co.
46	Oldcastle	Llanely	Neville and Druce.
47	Panttherem	Llandebie	D. Lloyd and Sons.
48	Pantfynnow	Llanely	Do.
49	Pencoed	"	Neville and Druce.
50	Pentre Mawr	"	Harris, Thomas, and Williams.
51	Penygraig	"	Hand and Co.
52	Pontyclere	"	Pontyclere Coal Co.
53	Pontycaets	Pontycaets	J. Hughes and Co.
54	Pool	Pembrey	Mason and Elkington.
55	Pontheury	Llanely	T. Lloyd.
56	Pump Quart	Kidwelly	Thompson and Co.
57	Rhos	Llandebie	Caermarthen Anthracite Coal Co.
58	Raven	Llanely	Bavon Coal Co.

No.	Name of Colliery.	Where situated.	Owner's Name.
59	Rhosamman	Llanely	T. Jones.
60	Saint George	"	Neville and Druce.
61	Trimsarau	Kidwelly	Trimsarau Coal Co.
62	Tregob	"	Hand and Co.
63	Tyllwydd	Cwmamau	C. D. Thomas.
64	Tyrmynydd	Llanely	Thomas Williams.
65	Woodbridge	Kidwelly	Hughes and Co.

GLAMORGANSHIRE.

1	Aber	Bridgend	Aber Coal Co.
2	Aberamman	Aberdare	Powell Duffryn Steam Coal Co.
3	Abercanard	Merthyr Tydfil	Plymouth Iron Co.
4	Abercraze	Neath	Glasbrook and Thomas.
5	Abercwmboy	Aberdare	D. Davis and Sons.
6	Aberdare	"	Powell Duffryn Steam Coal Co.
7	Aberdare Rhondda	Hirwain	Aberdare Rhondda Coal Co.
8	Aberorky	Pontypridd	Insolo and Son.
9	Abergwaur	Aberdare	Powell Duffryn Steam Coal Co.
10	Aberpergwn	Neath	W. Williams.
11	Aberdare Merthyr	Hirwain	Aberdare Merthyr Coal Co.
12	Adare	Pontypridd	D. Davis and Sons.
13	Bargoed	Merthyr	Dowlais Iron Co.
14	Beaufort	Swansea	Philip Richard.
15	Bedlwyn	Aberdare	Kenway and Co.
16	Benson's Graigola	Swansea	Cory, Yeo, and Co.
17	Berrington	Penclawdd	Penclawdd Lead Co.
18	Bettws Lantwit	Bridgend	D. Jones.
19	Birchgrove	Swansea	Pegg and Co.
20	Birch Rock	Pontardulais	Birch Rock Coal Co.
21	Blainclydach	Pontypridd	Forest Iron and Steel Co.
22	Blannat Mountain	Aberdare	Aberdare Iron Co.
23	Blaenavon	Briton Ferry	T. Walker.
24	Blaengwaur	Aberdare	D. Davis and Sons.
25	Boedryngallt Pit	Pontypridd	Boedryngallt Colliery Co.
26	Do. Level	"	Do.
27	Brithdir	Neath	Dynevor Coal Co.
28	Brombill	Taibach	Vivian and Sons.
29	Bryn	Port Talbot	Governor and Co. of Copper Miners.
30	Braich-y-Cymmer	Bridgend	E. Barker.
31	Do. No. 3	"	Do.
32	Bryndowry	Neath Abbey	Duffryn Main Coal Co.
33	Bryn Strait	Port Talbot	English Copper Co.
34	Bryndŷ	Bridgend	Bryndŷ Coal and Coke Co.
35	Bryn Willach	Swansea	Vivian and Sons.
36	Bute	Hirwain	Rhondda Merthyr Coal Co.
37	Bute Merthyr	Pontypridd	Marquis of Bute.
38	Buxton	Dowlais	Dowlais Iron Co.
39	Bwlfa Drift	Pontypridd	Aberdare Iron Co.
40	Do. No. 3	"	Do.
41	Bwlfa	Aberdare	J. Brogden and Sons.
42	Broadoak	Loughor	J. Beanfield.
43	Brynteg	Neath	Evans and Bevan.
44	Brithwened	Pontypridd	D. Thomas.
45	Do. Pit	"	Do.
46	Blaen-nant-y-groes	Aberdare	Powell Duffryn Steam Coal Co.
47	Briton Ferry	Briton Ferry	E. J. Howells.
48	Bishwell	Swansea	Bishwell Coal Co.
49	Blaenrhondda	Pontypridd	London and S. Wales Steam Coal Co.
50	Do. Graig	"	Do.
51	Bryn Coch	Neath	Neath Abbey Coal Co.
52	Brass Vein	Ystalyfera	Ystalyfera Iron Co.
53	Brynnas Gwynnou	Bridgend	Brynnas Gwynnou Coal Co.
54	Cadle	Swansea	Landore Siemens Steel Co.
55	Cadoxton	Neath	Evans and Bevan.
56	Cae Carn	Loughor	S. Wales Bitumen Coal Co.
57	Caergymidd	Swansea	Ystalyfera Iron Co.
58	Cardu	Tondu	Llynvi and Tondu Coal Co.
59	Carne Park	Aberdare	W. McCulloch.
60	Castle Level	Merthyr	R. T. Crawshaw.
61	Do. Pit	"	Do.
62	Cathelyd	Swansea	Vivian and Sons.
63	Cay Level	Merthyr	Robt. T. Crawshaw.
64	Cem	Bridgend	Bryndŷ Coal and Coke Co.
65	Cefnglass	Merthyr	T. B. Hepple.
66	Cofn Merthyr	Hirwain	London and Merthyr Coal Co.
67	Oenvas	Neath	Evans and Bevan.
68	Cethin, No. 1	Merthyr	R. T. Crawshaw.
69	Do. No. 2	"	Do.
70	Charles Pit	Swansea	Foxhole Colliery Co.
71	Clyno	Resolven	S. Wales Frochold Co.
72	Coal Brook	Loughor	J. Richards and Co.
73	Coedcae	Pontypridd	Coedcae Coal Co.

No.	Name of Colliery.	Where situated.	Owner's Name.
74	Colliery, No. 8	Maesteg	Llynvi Vale Iron Co.
75	Colliery, No. 9	Do.	Do.
76	Colly Levels	Dowlais	Dowlais Iron Co.
77	Copper	Swansea	John Glassbrook.
78	Court Herbert	Neath	Dynevor Coal Co.
79	Craig-y-darran	Hirwain	T. R. Williams.
80	Craig-y-rallt	Cardiff	T. W. Booker and Co.
81	Cramlin	Briton Ferry	C. Lambert.
82	Cribbur	Bridgend	W. Rees.
83	Crynant	Neath	Evans and Bevan.
84	Cwmaman	Aberdare	Cwmaman Coal Co.
85	Cwm Avon	Port Talbot	Governor and Co. of Copper Miners.
86	Cwm Bach	Swansea	Landore Siemens Steel Co.
87	Cwmbach Pit	Aberdare	Aberdare Iron Co.
88	Cwmbargoed	Dowlais	Dowlais Iron Co.
89	Do. "big coal"	Do.	Do.
90	Cwmbwrlia	Swansea	Cwmfelin Tin Plate Co.
91	Cwmclydach, No. 1	Pontypridd	Neath Abbey Coal Co.
92	Do. No. 2	Do.	G. E. Stephens.
93	Cwm Coppel	Swansea	Moody Brothers.
94	Cwmdare	Aberdare	Powell Duffryn Steam Coal Co.
95	Cwmdŷ	Neath	Dynevor Coal Co.
96	Do.	Bridgend	Llynvi and Tondy Coal Co.
97	Cwm Dws	Cardiff	W. Booker and Co.
98	Cwm Level	Morrison	W. Morgan.
99	Cwmllyn Fell	Swansea	James and Aubrey.
100	Cyammer	Pontypridd	G. Insole and Sons.
101	Cymmil, No. 2	Merthyr	Plymouth Iron Co.
102	Cwm Nant ddu, No. 1	Swansea	W. Jenkins.
103	Do. No. 2	Do.	Do.
104	Cwm Nant-lyd	Do.	Primrose Coal Co.
105	Cwmneol	Aberdare	Powell Duffryn Steam Coal Co.
106	Cwm Pit	Merthyr	B. T. Crawshaw.
107	Do.	Llansamlet	Maddock and Howells.
108	Cyfn Level	Ystalyfera	Ystalyfera Iron Co.
109	Dare	Pontypridd	Ocean Smokeless Steam Coal Co.
110	Dauyderre	Merthyr	Aberdare Iron Co.
111	Dauygraig	Swansea	C. Lambert.
112	Dauyogre	Merthyr	Plymouth Iron Co.
113	Dinas	Pontypridd	Coffin and Co.
114	Do. No. 3	Do.	Do.
115	Do. Steam Pit	Do.	Do.
116	Do. Isha	Do.	H. Begg.
117	Dinas Main	Do.	Dinas Main Coal Co.
118	Do. No. 3	Dowlais	Dowlais Iron Co.
119	Duffryn, High	Aberdare	Powell Duffryn Steam Coal Co.
120	Do. Lower, Upper Pit	Do.	Do.
121	Do. Do. Low Pit	Do.	Do.
122	Do. Middle	Do.	Do.
123	Do. Old	Do.	Do.
124	Do. Rhondda	Do.	Do.
125	Do. Deep	Do.	Nixon, Taylor, and Co.
126	Do. New Pit	Neath	Duffryn Coal Co.
127	Dunraven	Pontypridd	London and S. Wales Steam Coal Co.
128	Do. Adare	Neath	Dunraven Adare Coal Co.
129	Dunraven Graig	Do.	London and S. Wales Steam Coal Co.
130	Dunvant	Swansea	Silvanus Padley.
131	Eaglesbush	Neath	Eaglesbush Coal Co.
132	Earlswood	Briton Ferry	Sweet and Tottle.
133	Hly Merthyr	Pontypridd	Glamorgan Coal Co.
134	Emily	Llansamlet	Jones and Saunders.
135	Eskyn	Neath	Eaglesbush Coal Co.
136	Feeder's Drift	Ystalyfera	Ystalyfera Iron Co.
137	Ferndale, No. 1	Pontypridd	D. Davis and Sons.
138	Do. No. 2	Do.	Do.
139	Ferriy	Ystalyfera	Ystalyfera Iron Co.
140	Fforchamon	Aberdare	Powell Duffryn Steam Coal Co.
141	Fforch Neol	Do.	B. Bevan.
142	Forest	Swansea	John Glassbrook.
143	Do. Level	Aberdare	Nixon, Taylor, and Co.
144	Fforhdwm	Neath	W. Mainwaring.
145	Forge Pit	Aberdare	Aberdare Iron Co.
146	Four-foot Level	Hirwain	Rhondda Merthyr Coal Co.
147	Fowling	Swansea	Foxhole Colliery Co.
148	Gadlys Dare	Aberdare	Gadlys Iron Co.
149	Gadlys Graig	Do.	Do.
150	Do. Old Pit	Do.	Do.
151	Garth	Bridgend	Llynvi and Tondy Coal Co.
152	Do.	Swansea	John Glassbrook.
153	Gelli	Pontypridd	Gelli Coal Co.
154	Gellin	Neath	Evans and Bevan.
155	Gellwhivn	Pontypridd	B. Rowland.
156	Gellygaer	Do.	W. Powell.
157	Gilfach	Do.	Penthiwfer Coal Co.
158	Do. No. 1	Do.	Do.

No.	Name of Colliery.	Where situated.	Owner's Name.
159	Gilfach Coch	Pontypridd	Penrhwiŵer Coal Co.
160	Gilwyn	Ystalyfera	Ystalyfera Iron Co.
161	Gin Pit	Maesteg	Llynvi Vale Iron Co.
162	Glyncorrgw, No. 1	Briton Ferry	Glyncorrgw Coal Co.
163	Do. No. 2	"	Do.
164	Gnoll	Neath	Gnoll Coal Co.
165	Goitre	Taibach	Vivian and Sons.
166	Graig	Merthyr	Plymouth Iron Co.
167	Do.	"	Graig Coal Co.
168	Do.	Hirwain	Powell and Rhya.
169	Do.	Aberdare	J. Brogden and Sons.
170	Do.	Swansea	Cwmfelin Tin Plate Co.
171	Do. Merthyr	Swansea Vale	Cory, Yeo, and Co.
172	Grawerth	Merthyr	Plymouth Iron Co.
173	Greenway Drift	Neath	Neath Abbey Coal Co.
174	Great Western	Pontypridd	Great Western Coal Co.
175	Gorwydd	Swansea	Alfred Sterry.
176	Gwaunclawdd	Ystalyfera	Ystalyfera Iron Co.
177	Gwyndwn	Clydach	Hill and Nicholas.
178	Gyfeillion	Pontypridd	Great Western Coal Co.
179	Glynvach	"	G. Insole and Sons.
180	Graigola Six-Foot	Clydach	Cory, Yeo, and Co.
181	Grovesend	Pontardulais	Miller and Co.
182	Harris Navigation	Quaker's Yard	Harris Navigation Steam Coal C (Limited.)
183	Hendreforgan	Swansea	Hendreforgan Coal Co.
184	Hafod	Pontypridd	T. Jones.
185	Ida	"	Powells Lantwit Coal Co.
186	Insoles Merthyr	"	G. Insole and Sons.
187	Lan	"	Lan Coal Co.
188	Law	Cardiff	Penrhwiŵer Coal Co.
189	Llanelay	Llantrissant	Trimsaran Coal Co.
190	Llantwit Red Ash	"	Llantwit Red Ash Coal Co.
191	Do. North	Pontypridd	Do.
192	Llancaich	"	Duncan and Co.
193	Llansamlet	Swansea	Foxhole Colliery Co.
194	Llantwit Walsend	Pontypridd	J. Lewis.
195	Lletty Shenkin	Aberdare	Lletty Shenkin Coal Co.
196	Liswyncllyn	Pontypridd	G. Edmonds.
197	Llyn-y-pid	"	Glamorgan Coal Co.
198	Do. No. 3 Pit	"	Do.
199	Llanharrow	Llantrissant	Richards and Power.
200	Llest	Briton Ferry	Glyncorrgw Coal Co.
201	Llynvi Valley	Bridgend	Llynvi Vale Coal Co.
202	Lower Four Foot	Merthyr	Dowlais Iron Co.
203	Lower Resolven	Glynnneath	William Jones.
204	Maes Mawr Gwynnant	Llantrissant	M. M. G. Coal Co.
205	Maesteg and Tygwynbach	Bridgend	Llynvi and Tondu Coal Co.
206	Maes y Bettws	"	Maes y Bettws Coal Co.
207	Maesteg Patch	"	Llynvi and Tondu Coal Co.
208	Do. Duffryn	"	Do.
209	Do. Merthyr	"	W. Davis.
210	Maes y Marchog	Neath	Maes y Marchog Coal Co.
211	Main	Neath Abbey	Duffryn Main Coal Co.
212	Malindy	Pontypridd	Ocean Smokeless Steam Coal Co.
213	Mansel	Swansea	Cwmfelin Tin Plate Co.
214	Merthyr	Aberdare	Cwmmannan Merthyr Coal Co.
215	Do. Dare	"	J. Brogden and Sons.
216	Do. Valley	Merthyr	Nixon, Taylor, and Co.
217	Mills	Swansea	- Mills.
218	Moffat's Slip	Bridgend	Llynvi and Tondu Coal Co.
219	Morfa	Taibach	Vivian and Sons.
220	Mountain	Neath	J. Morgan.
221	Mountain Level, Nos. 1 & 2	Merthyr	Plymouth Iron Co.
222	Mountain Pit	Aberdare	Aberdare Iron Co.
223	Mynydd Newydd	Swansea	Vivian and Sons.
224	Mynyddbach-y-glo	"	Landore Tin Plate Co.
225	Nantgaro Llantwit	Llantrissant	Powell Lantwit Red Ash Coal Co.
226	Nantmelyn	Aberdare	Mordecal Jones.
227	Navigation	"	Nixon, Taylor, and Co.
228	Newbridge	Pontypridd	Newbridge Rhondda Coal Co.
229	Nixon Graigola	Swansea Vale	Nixon and Co.
230	North Llantwit	Llantrissant	L. Williams.
231	No Mine	Aberdare	Aberdare Iron Co.
232	Neath Abbey	Neath	Neath Abbey Coal Co.
233	Nelson	Qualler's Yard	Nelson Coal Co.
234	New Dynevor, No. 1	Neath	Dynevor Coal Co.
235	New Forest	Briton Ferry	J. Stephens.
236	North	Bridgend	G. M. Reynolds.
237	New Cwmmor	Pontypridd	D. Joseph.
238	Oakwood	Bridgend	William Davis.
239	Do.	Port Talbot	Governor and Co. of Copper Miners.
240	Ogmore	Pontypridd	Ogmore Colliery Co.
241	Oullwyn	Neath	A. H. Parsons.

No.	Name of Colliery.	Where situated.	Owner's Name.
242	Palleg	Swansea Vale	Palleg Coal Co.
243	Pantywain Four Feet	Dowlais	Dowlais Iron Co.
244	Park	Aberdare	Aberdare Iron Co.
246	Do.	Swansea	Rhondda Merthyr Coal Co.
246	Do.	Swansea	Foxhole Coal Co.
247	Do.	Briton Ferry	Greiffell and Sons.
248	Do.	Pontypridd	Ocean Smokeless Steam Coal Co.
249	Park Slip	Bridgend	Llynvi and Tondy Coal Co.
250	Penallta Level		G. E. Beddoe.
251	Penclawdd	Swansea	Amman Coal Co.
252	Pennydarren, No. 1	Dowlais	Dowlais Iron Co.
253	Do. No. 2		Do.
254	Perth-y-Gleision	Merthyr	Perth-y-Gleision Coal Co.
255	Penrhwfer	Pontypridd	Glamorgan Coal Co.
256	Do. Level		Do.
257	Penrhwi-Criber	Aberdare	Penrhwi-Criber Coal Co.
258	Pentre	Swansea	Vivian and Sons.
259	Do.	Pontypridd	Merthyr Swansea Steam Coal Co.
260	Do. Mawr		Penrhwfer Coal Co.
261	Pentrefelin	Swansea	Vivian and Sons.
262	Penllwynmarch		Tyr Glandr Coal Co.
263	Ponvillia		Penvillia Coal Co.
264	Penygraig	Pontypridd	Penygraig Coal Co.
265	Penydarren	Merthyr	Dowlais Iron Co.
266	Primrose	Pontardawe	Primrose Coal Co.
267	Pwllfaron	Neath	Neath Abbey Coal Co.
268	Penygraig Level, No. 2	Pontypridd	Penygraig Coal Co.
269	Do. No. 3		Do.
270	Do. Pit, No. 3		Do.
271	Pwllthgrwain		Do.
272	Plymouth	Merthyr	Plymouth Iron Co.
273	Resolven	Neath	Cardiff Merthyr Steam Coal Co.
274	Do. Lower		S. Wales Freehold Co.
275	Rheola	Glyn Neath	Rheola Coal Co.
276	Rhondda Merthyr	Pontypridd	Rhondda Merthyr Coal Co.
277	Do. Mountain	Glyn Neath	Rhondda Mountain Coal Co.
278	Rhydwyg	Neath	Evans and Bevan.
279	Rhydydefed	Swansea	Phillip Richard.
280	Rhyd-yr-belig	Cardiff	T. W. Booker and Co.
281	Rhondda West	Bridgend	G. M. Reynold.
282	Rhydwaun	Aberdare	Rhydwaun Coal Co.
283	Rhondda, No. 2	Pontypridd	J. Kay.
284	River Level Pit	Aberdare	Aberdare Iron Co.
285	Rhigos		Rhondda Merthyr Coal Co.
286	Round	Llansamlet	Jones and Saunders.
287	Seven Sisters	Neath	Evans and Bevan.
288	Skeives		Neath Abbey Coal Co.
289	Sisters	Swansea	Pegg and Co.
290	Swan	Briton Ferry	Greiffell and Sons.
291	South Pit, No. 2	Merthyr	Plymouth Iron Co.
292	Squbowen	Aberdare	Samuel Thomas.
293	Taibach	Merthyr	Plymouth Iron Co.
294	Do. South, No. 2		Do.
296	Tanyrheol	Swansea	G. Thomas.
296	Tewgoed	Taibach	Margam Tin Plate Co.
297	Tophill	Pontypridd	W. Cartwright.
298	Tor Cofn	Neath	Evans and Bevan.
299	Torymynydd	Briton Ferry	J. Jones.
300	Treaman	Aberdare	Powell Duffryn Steam Coal Co.
301	Trebedda	Merthyr	Plymouth Iron Co.
302	Troedyrhiw	Pontypridd	Troedyrhiw Coal Co.
303	Tynewydd		J. Thomas.
304	Tower Graig	Aberdare	Welsh Iron Co.
305	Trealaw	Pontypridd	G. Williams.
306	Tydraw	Swansea	Maddock and Howells.
307	Do.	Llansamlet	Tydraw Coal Co.
308	Tygwilt	Swansea	Foxhole Colliery Co.
309	Tywynbach	Maesteg	Llynvi Vale Iron Co.
310	Tylacoch	Pontypridd	T. Jones.
311	Tynant		Liantwit Red Ash Coal Co.
312	Tynewydd	Tondy	Llynvi and Tondy Coal Co.
313	Tyrcenol	Swansea	John Glassbrook.
314	Tyr Edmund	Neath	Neath Abbey Coal Co.
315	Tyr Glandr	Swansea	Tyr Glandr Coal Co.
316	Tyr Iasop		Foxhole Coal Co.
317	Tywith	Bridgend	Llynvi and Tondy Coal Co.
318	Tunnel Pit	Dowlais	Dowlais Iron Co.
319	Do.	Aberdare	Aberdare Iron Co.
320	Upper Pit		Powell Duffryn Steam Coal Co.
321	Voullart	Swansea	Tyr Glandr Coal Co.
322	Varteg	Ystalyfera	Ystalyfera Iron Co.
323	Vochriw, No. 1	Dowlais	Dowlais Iron Co.
324	Do. No. 2		Do.
325	Waincoed	Pontardawe	Primrose Coal Co.

No.	Name of Colliery.	Where situated.	Owner's Name.
326	Weig - - - -	Swansea - -	— Hopkins.
327	Do. - - - -	" - - - -	Weig Coal Co.
328	Werfa - - - -	Aberdare " - -	Heath, Evans, and Co.
329	Wern Plemis - - - -	Ystalyfera - - -	Ystalyfera Iron Co.
330	Wenallt - - - -	Neath - - - -	Aberdulais Tin Plate Co.
331	Wernddu - - - -	Pontardawe - - -	Primrose Coal Co.
332	Weighfach - - - -	Swansea - - - -	Landore Siemens Steel Co.
333	Wern Drift - - - -	" - - - -	Tyr Glauddr Coal Co.
334	Western Merthyr - - - -	Clydach " - - -	Nixon and Bell.
335	West Swansea - - - -	Swansea. - - - -	—
336	Westernmoir - - - -	Neath - - - -	Baglesbush Coal Co.
337	Worcester - - - -	Swansea - - - -	Landore Siemens Steel Co.
338	Wyndham - - - -	Tondu - - - -	Llynvi and Tondu Coal Co.
339	Ynisedwyn, No. 1 - - - -	" - - - -	Ynisedwyn Coal Co.
340	Do. No. 2 - - - -	" - - - -	Do.
341	Do. No. 3 - - - -	" - - - -	Do.
342	Do. No. 4 - - - -	" - - - -	Do.
343	Ynisarwed - - - -	Neath - - - -	Ynisarwed Coal Co.
344	Ynisfeio - - - -	Pontypridd - - -	Ynisfeio Coal Co.
345	Yniahir - - - -	" - - - -	Thomas Jones.
346	Ynisforgan - - - -	Swansea - - - -	Landore Siemens Steel Co.
347	Ynyswen - - - -	Pontypridd - - -	T. Thomas.

BRECKNOCKSHIRE.

1	Cwmphil - - - -	Brecon - - - -	Ynyscedwyn Coal and Iron Co.
2	Engine - - - -	" - - - -	Do.
3	New Pit - - - -	" - - - -	Do.
4	Wern, No. 4 Level - - - -	Ystalyfera - - -	Ystalyfera Iron Co.
5	Wernclawd - - - -	" - - - -	Do.
6	White Vein Level - - - -	Brecon - - - -	Ynyscedwyn Coal and Iron Co.

Omitted after CUMBERLAND.

WESTMORELAND.*H.M. Inspector, JAMES WILLES.*

1	Mallerstang - - - -	Kirkby Stephen - - -	Mallerstang Coal Co.
2	Gill Bank - - - -	Barras - - - -	Gill Bank Coal Co.

SCOTLAND.

WESTERN DISTRICT, comprising the Counties of Ayr, Dumfries, Dumbarton, Renfrew, West Division of Stirling, and Lower Ward and Parish of Old Monkland in Lanarkshire.

Inspector, WILLIAM ALEXANDER, Glasgow.
WILLIAM GALLOWAY.

No.	Name of Colliery.	Where situated.	Owner's Name.
LANARKSHIRE.			
1	Aitkenhead	Glasgow	George Crookstone.
2	Balornock	"	James Dunlop and Co.
3	Bishopbriggs	"	William Dixon.
4	Blackhill	"	Wilson and Co.
5	Cadder	"	Carron Company.
6	Govan	"	William Dixon.
7	Jordanhill	"	Monkland Iron Company's Trustees.
8	Balgray	"	R. Adie and Sons.
9	Kenmuire	"	Summerlee Iron Co.
10	Possil	"	Doig and McNeil.
11	Robroystone	"	James Dunlop and Co.
12	Gilshochill	"	Summerlee Iron Co.
1	Cambuslang	Rutherglen	Archibald Russell.
2	Eastfield	"	T. G. Buchanan.
3	Farm	"	James Fairrie.
4	Fullarton	"	James Dunlop and Co.
5	Newton	"	J. Dunlop and Co.
6	Farme	"	James Fairrie.
7	Stonelaw	"	J. R. Reid.
8	Wellshot	"	Dunn Brothers.
9	Westburn	Cambuslang	R. Forrester.
10	Flemington	"	Flemington Coal Co.
11	Hallside	"	J. Dunlop and Co.
1	Garthamlock	Shettleston	Provanhall Coal Co.
2	Greenfield	"	M'Nair, Stokes, and Dixon.
3	Kenmuir	"	Jas. Dunlop and Co.
4	Kenmuir Hill	"	John Horne.
5	Kennyhill	"	Standing.
6	Lightburn	"	Alex. Rankine.
7	Westmuir	"	R. Gray and Co.
1	Aitkenston	Ballieston	R. Robson.
2	Barrachnie	"	W. Young and Co.
3	Braehead	"	Dunn Brothers.
4	Bredisholme	"	Do.
5	Burnt Broom	"	Do.
6	Cardowan	"	Andrew Yeats and Co.
7	Calderbank	"	Provanhall Coal Co.
8	Craigend	"	Blackwood and Co.
9	Drumpark	"	Drumpark Coal Company.
10	Dungeonhill	"	R. Robson.
11	Ballieston	"	William Young and Co.
12	Netherhouse	"	John Young.
13	Ellismuir	"	Provanhall Coal Co.
14	Gartairsig	"	Andw. Yeats and Co.
15	Glenduff	"	Brand and Adie.
16	Heathery Knowe	"	Heathery Knowe Company.
17	Gartochar	"	Dunn Brothers.
18	Over Possil	"	Wm. Wallace and Co.
19	Provanhall	"	Provanhall Coal Co.
20	Wester Hallhill	"	Ferrier and Strain.
21	Bogside	"	J. Reid.
1	Coats	Coatbridge	Thomas Jackson.
2	Drumpeller	"	Drumpeller Coal Co.
3	Do.	"	Summerlee Iron Co.
4	Dundyvan	"	Drumpeller Coal Co.
5	Espiesido	"	Wm. Baird and Co.
6	Gartgill	"	Do.
7	Gartaherrie	"	Do.
8	Gunnie	"	Do.
9	Kirkwood	"	John Hendrie.
10	Do.	"	Summerlee Iron Co.
11	Mainhill	"	W. Baird and Co.

No.	Name of Colliery.	Where situated.	Owner's Name.
12	Phoenix - - -	Coatbridge - -	John Spencer.
13	Rosehall - - -	" "	Robert Addie and Sons.
14	Sunnyside - - -	" "	Wm. Baird and Company.
15	Souterhouse - -	" "	Pettigrew and Co.
16	Summerlee - - -	" "	Summerlee Iron Co.
1	Calder Iron Works - -	Airdrie - - -	Wm. Dixon.
2	Clifton Hill - - -	" "	Clifton Hill Coal Company.
3	Faskine - - - -	" "	Wm. Baird and Company.
4	Garturk - - - -	" "	Pettigrew and Co.
5	*Monkland - - - -	" "	Monkland Iron Co.
6	Palacecraig - - -	" "	Wm. Baird and Company.

AYRSHIRE.

1	Ayr - - - - -	Anubank - - -	J. T. Gordon.
2	Barrairie - - -	Maybole - - -	McHarrle and Couper.
3	Booch - - - - -	Dalmellington -	Dalmellington Iron Company.
4	Carbierston - - -	Coylton - - -	Do.
5	Chalmerston - - -	Dalmellington -	Do.
6	Craigmark - - -	Dalmellington -	Do.
7	Corsehill - - -	Ayr - - - - -	Shedden and Co.
8	Dalharco - - - -	" "	Dalmellington Iron Company.
9	Dalquharran - - -	Maybole " - -	Hon. T. F. Kennedy.
10	Dalzielie - - - -	" "	James Couper.
11	Duchray - - - -	Ayr - - - - -	Joseph Brydon and Co.
12	Garrochill - - -	" "	Shedden and Co.
13	Jellieston - - -	Ayr - - - - -	Dalmellington Iron Company.
14	Smithston - - -	Patna - - - -	Do.
15	Sundrum - - - -	Ayr - - - - -	J. T. Gordon.
1	Alnwick Lodge - -	Irvine - - - -	Merry and Cunningham.
2	Armsheugh - - -	" "	Do.
3	Ardeer Iron Works -	Stevenstone - -	Do.
4	Auchinharvie - - -	" "	Kennoth and Whitfield.
5	Bartonholm - - -	Kilwinning " -	Eglinton Iron Company.
6	Blair Iron Works - -	Dalry - - - - -	Do.
7	Boutreehill - - -	Dreghorn - - -	Archd. Finnie and James Finlay.
8	Bridgend - - - -	Kilwinning - -	W. McDonald and Co.
9	Burgh - - - - -	Irvine - - - -	J. Paterson and Co.
10	Caldwell - - - -	Beith - - - -	Armour and Fulton.
11	Cauldhame - - - -	Kilmarnock - -	Archd. Finnie and Sons.
12	Coalheugh Glen - -	Dalry - - - -	T. Oilphant.
13	Court Hill - - - -	Beith - - - -	Merry and Cunningham.
14	Cranberry - - - -	Kilwinning - -	Bitchie and Walker.
15	Croesroads - - - -	Dalry - - - -	E. Dunsmuir.
16	Doura - - - - -	Irvine - - - -	John Barr and McJannet.
17	Dreghorn - - - -	Dreghorn - - -	Arch. Kenneth and Sons.
18	Eglinton - - - -	Kilwinning - -	Do.
19	Eglinton Iron Works -	" "	Eglinton Iron Company.
20	Fergushill - - - -	Dalry " - - -	Arch. Fennie.
21	Garthland - - - -	Beith - - - -	Mr. McDowal.
22	Glengarnock Iron Works -	Beith - - - -	Merry and Cunningham.
23	Golderaig - - - -	Kilwinning - -	Mr. Napier.
24	Monkridden - - - -	" "	Armour and Fulton.
25	Mount Curr - - - -	" "	Eglinton Iron Company.
26	Perceton - - - -	Irvine - - - -	Messrs. Craig's.
27	Redburn - - - -	Kilwinning - -	Eglinton Iron Company.
28	Redstone - - - -	Irvine - - - -	Armour and Fulton.
29	Roughwood - - - -	Beith - - - -	Merry and Cunningham.
30	Shewolton - - - -	Irvine - - - -	Gilmour, Wood, and Anderson.
31	Springhill - - - -	Kilmarnock - -	Archd. Finnie and Sons.
32	Stevenson - - - -	Stevenson - - -	Merry and Cunningham.
33	Swineridge Muir - - -	" "	Do.
1	Ashyard - - - -	Kilmarnock - -	Dunlop and Eaglesham.
2	Bankhead - - - -	" "	Eglinton Iron Company.
3	Barleith - - - -	" "	John Galloway.
4	Bogside - - - -	" "	J. Dickie.
5	Bonnyton - - - -	" "	John Gilmour and Co.
6	Burnbank and Ladyton -	Galston - - - -	Boyd, Gilmour, and Co.
7	Busbie - - - -	Kilmarnock - -	Archibald Finnie.
8	Carulbank - - - -	" "	Do.
9	Carperington - - -	" "	Wm. Smith Cunningham.
10	Dollar - - - -	" "	John Galloway.
11	Drummuir - - - -	" "	Merry and Cunningham.
12	Dykehead - - - -	" "	Eglinton Iron Company.
13	East Thornton - - -	" "	Archibald Finnie.

* Monkland Iron Company have pits at Monkland in this district, called Monkland or Peep o' Day.

No.	Name of Colliery.	Where situated.	Owner's Name.
14	Galston	Galston	John Horne.
15	Gauchland	"	Gauchalland Coal Co.
16	Goatfoot	"	Boyd, Gilmour, and Co.
17	Grange	Kilmarnock	R. Yeats and Co.
18	Grougar	"	Eglinton Iron Company.
19	Hayside	"	J. Oslar and Co.
20	Hillhead	"	J. and M. Craig.
21	Hurlford	"	John Howie.
22	Do.	"	Allan Gilmour and Co.
23	Holmes	Galston	John Horne.
24	Kilmarnock	Kilmarnock	Archibald Finnie and Son.
25	Loudou	Galston	Eglinton Iron Company.
26	Maxwood	"	Maxwood Coal Co.
27	Mayfield	Kilmarnock	Allan Gilmour and Co.
28	Overton	"	Merry and Cunningham.
29	Paddocklaw	"	Do.
30	Portland	"	Allan Gilmour and Co.
31	Portland Iron Works	"	Eglinton Iron Company.
32	Plan	"	McKnight and Co.
33	Treesbank	"	Wm. S. Cunningham.
34	West Thornton	"	Archibald Finnie.
35	Warrick Hill	"	Merry and Cunningham.
36	Woodhill	"	Do.
1	Ashieburn	Muirkirk	Barr and Co.
2	Auldhouseburn	"	Do.
3	Bank	New Cumnock	The Bank Coal Co.
4	Ballochmyle	Auchinleck	William Walker.
5	Coalburn	Cumnock	J. McNichol.
6	Common	Old Cumnock	Eglinton Iron Co.
7	Cronberry	Cumnock	Do.
8	Crossflat	Muirkirk	Barr and Co.
9	Cumnock	Cumnock	Eglinton Iron Company.
10	Garrallan	Old Cumnock	James Eaglesham.
11	Gillsmillcroft	"	Gilmour, Wood, and Anderson.
12	Glenbuck	Muirkirk	Barr and Co.
13	Glenlogan	Cumnock	Eglinton Iron Company.
14	Lanemark	"	Lanemark Coal Company.
15	Lightshaw	Muirkirk	Eglinton Iron Co.
16	Lugar Iron Works	Old Cumnock	Do.
17	Maidenbank	Muirkirk	Do.
18	Mansfield	New Cumnock	Jas. Gray.
19	Pathhead	"	Archibald Gray and Company.
20	South Boig	"	Lanemark Coal Company.
21	Strade	Cumnock	Do.
22	Stottencleugh	Muirkirk	Eglinton Iron Co.
23	Wellwood	"	Do.

WESTERN DIVISION OF STIRLINGSHIRE.

1	Alva	Alva	James Johnstone.
2	Auchinbowie	Stirling	Buchanan and Forsyth.
3	Auchinrivoch	Kilsyth	M. McGregor.
4	Balglass	Lennoxtown	James Allan.
5	Balgrochan	Campsie	J. Kirk.
6	Balmalloch	Kilsyth	Brown and Rennie.
7	Banknock	Denny	William Wilson.
8	Bannockburn	Stirling	J. Johnstone.
9	Bantone	Denny	Carron Iron Co.
10	Barrwood	Kilsyth	W. Baird and Company.
11	Campsie	Lennoxtown	Hurlet and Campsie Alum Co.
12	Connypark	Kilsyth	John Barr.
13	Cowie	Bannockburn	Cameron and Hutton.
14	Dennymill	Denny	R. Addie and Sons.
15	Dunmore	Stirling	Moyes, Murray, and Co.
16	E. Plean	"	East Plean Coal Co.
17	Glerrat	Lennoxtown	J. Lynch.
18	Greenyards	Bannockburn	W. Battray.
19	Highland Park	Kilsyth	Brown and Rennie.
20	Ingleston	Denny	W. Baird and Co.
21	Kilsyth	"	Do.
22	Neilston	"	James Wallace and Co.
23	Queenzie	Kilsyth	John Bow and Company.
24	Riskend	"	W. Baird and Company.
25	Townhead	"	Do.
26	Twechar	Denny	Do.
27	West Plean	Stirling	R. Brown.

DUMBARTONSHIRE.

1	Balfraffay	Duntocher	James Young.
2	Blairdardie	Renfrew	Merry and Cunningham.
3	Braes O' Yetts	Kirkintilloch	Barr, Higgins, and Co.
4	Croy	Kilsyth	Wm. Baird and Co.

No.	Name of Colliery.	Where situated.	Owner's Name.
5	Drumchapel - - -	Maryhill - - -	Merry and Cunningham.
6	Garscube - - -	" - - -	McNair, Stokes, and Dixon.
7	Garscadden - - -	" - - -	Merry and Cunningham.
8	Gartshore - - -	Kilsyth - - -	Wm. Baird and Co.
9	Knightswood - - -	Maryhill - - -	Summerlee Iron Co.
10	Meiklehill - - -	Kirkintilloch - - -	James Gardner and Sons.
11	Netherwood - - -	Cumbernauld - - -	Miller, Cumming, and Martin.
12	Bolesgirth - - -	Kirkintilloch - - -	Barr, Higgins, and Co.

RENFREWSHIRE.

1	Blackstone - - -	Paisley - - -	Allan Craig and Sons.
2	Do. - - -	Do. - - -	W. Black.
3	Barbush - - -	Johnston - - -	W. S. Dixon.
4	Clippins - - -	" - - -	Merry and Cunningham.
5	Corkerhill - - -	Pollockshaws - - -	J. Wilson,
6	Drumoin - - -	Govan - - -	Colin, Dunlop, and Co.
7	Fulton - - -	Johnston - - -	J. Liddell and Co.
8	Ibroix - - -	Govan - - -	W. S. Dixon.
9	Inkerman - - -	Johnston - - -	Merry and Cunningham.
10	Linnwood - - -	" - - -	J. Anderson.
11	Nitshill - - -	Hurlet - - -	Nitshill Coal Co.
12	Quarrelton - - -	Johnston - - -	Ludovic Houstoun.
13	Southbar - - -	Paisley - - -	Messrs. Shaw.
14	Titwood - - -	Pollockshaws - - -	J. Wilson.
15	West Hurlet and Townhead Pits.	Hurlet - - -	John Wilson and Sons.

ARGYLSHIRE.

1	Drumlemble - - -	Campbelton - - -	J. Smellie and Son.
---	------------------	------------------	---------------------

DUMFRIESHIRE.

1	Cairnburne - - -	Sanquhar - - -	Mrs. Jane Whygham.
2	Canonbie - - -	Dumfries - - -	Duke of Buccleugh.
3	Drumbuie - - -	Sanquhar - - -	Mrs. Jane Whygham.
4	Gateside - - -	" - - -	Do.

EASTERN DISTRICT, comprising Eastern Division of Lanarkshire, Fifeshire, Clackmannanshire, Haddingtonshire, Edinburghshire, Linlithgowshire, part of Stirlingshire, Peeblesshire, and Perthshire.

Inspector, RALPH MOORE.
J. T. ROBSON.

Coal, C. Ironstone, I. Fireclay, F. Shale, S.

EASTERN DIVISION OF LANARKSHIRE.

No.	Name of Mine.	Parish.	Owner's Name.	Manager's Name.
1	Airdrie - - -	New Monkland - - -	Ferrier and Strain - - -	Alex. Kennedy. C.
2	Airdriehill - - -	" - - -	Wm. Black and Sons - - -	Jas. Prentice. C.
3	Arden - - -	" - - -	Do. - - -	Do. C. I. S.
4	Do. - - -	" - - -	Shotts Iron Co. - - -	D. Anderson. C.
5	Avonhead - - -	" - - -	Avonhead Coal Co. - - -	Alex. Gillespie. C. S.
6	Bells Dyke - - -	" - - -	Bells Dyke Coal Co. - - -	And. Petticrew. C. S. F.
7	Broomfield - - -	" - - -	Wm. Adam - - -	W. Adam. C.
8	Brownieside - - -	" - - -	Wm. Black and Sons - - -	Jas. Prentice. C.
9	Do. - - -	" - - -	Shotts Iron Co. - - -	D. Anderson. C. I.
10	Chapelhall - - -	" - - -	Monkland Iron Co. - - -	Wm. Ferrie. C. I. S.
11	Chapelside - - -	" - - -	Ferrier and Strain - - -	Alex. Kennedy. C.
12	Cotton Mill - - -	" - - -	Thos. Ellis - - -	Jno. Love. C.
13	Cromlet - - -	" - - -	Thos. Jackson - - -	Alex. Blackadder. C.
14	Dalmscoultter - - -	" - - -	Do. - - -	Do. C.

* This is an Ironstone field, but a little coal has been worked.

No.	Name of Mine.	Parish.	Owner's Name.	Manager's Name.
15	Dargavil and Gray-rigg.	New Monkland	Pat. Rankine	Peter Brown. C.
16	Drumgray	"	Drumgray Coal Co.	Jno. Murray. C.
17	Drumshangie	"	Carron Iron Co.	Jas. Clelland. C. I.
18	Do.	"	Law and Brand	Jno. Kirkwood. C.
19	Dryflat	"	Dryflat Coal Co.	Neil Vernal. C.
20	Dykehead	"	Henry Walker	Jno. Campbell. C. C.
21	Easter Glentore	"	T. A. McFarlane	J. and E. Robinson C. S. I.
22	Glentore	"	J. Russell	J. Grant. C.
23	Greengairs	"	Robt. Forrester	Alex. Park. C.
24	Greendykeside	"	J. Nimmo and Co.	Jas. Brown. C.
25	Kippbyre	"	Do.	Wm. Roy. C.
26	Lochend and Long-rigg.	"	Wm. Black and Sons	Jno. Errington. C.
27	Meadowfield	"	J. A. McCallum	Jno. Love. C.
28	Raebog	"	Rawyards Coal Co.	W. Weir. C.
29	Rawyards	"	J. Napier	Jas. McAllister. C. S. I.
30	Riggend	"	James Ross	E. Gillespie. C. S. I.
31	Roadside	"	J. Struthers and Co.	R. McAllister. C. I.
32	Rochsoles	"	Geo. Cowie and Sons	R. Colquhoun. C. F. C.
33	Rochsolloch	"	Wm. Forsyth	W. Forsyth. C.
34	Roughcraig	"	Robt. Forrester	A. Park. C.
35	Roughrigg	"	W. Black and Sons	Jno. Errington. C.
36	Southfield	"	Dundas Simpson	Jas. Simpson. C.
37	Springwell	"	Thraashbush Coal Co.	Robt. Muir. C.
38	Thraashbush	"		
1	Allanton	Hamilton	Austine and Co.	M. Macfarlane. C.
2	Bog	"	Hamilton, Macculloch, and Co.	Wm. Kirkwood. C.
3	Fairholm	"	Glasgow Iron Co.	E. Wilson. C.
4	Fernigare	"	A. Russell	James Smart. C.
5	Greenfield	"	Hamilton Coal Co.	J. Hastie. C.
6	Haughhead	"	Merry and Cunninghame.	A. Jamieson. C.
7	Merryton	"	Merryton Coal Co.	John Seggie. C.
8	Motherwell	"	Jno. Watson	David Strain. C.
9	North Motherwell	"	Merry and Cunninghame.	Alex. Ross. C.
10	Home Farm	"	Hamilton, McCulloch, and Co.	W. Kirkwood. C.
1	Quarter	"	Colin Dunlop and Co.	R. Spiers, jun. C.
1	Auchinheath	Leamahagow	Jas. Ferguson's Trustees.	Wm. Forrest. C. I.
2	Auchlochan and Stock-briggs.	"	Colin Dunlop and Co.	Robt. Spiers, junr. C.
3	Bankend	"	Monkland Iron Co.	John Adam. C.
4	Blackwood	"	Longlee Coal Co.	A. McCallum. C. I.
5	Coalyburn	"	Major Beresford	C.
1	Benhar	Shotts	Benhar Coal Co. (Limited).	Geo. Simpson. C. I. S.
2	Do.	"	Robt. Addie and Sons	Jas. Gray. C. I.
3	Bowhousebog	"	Barr and Higgins	Thos. Lithgow. C.
4	Dyke-head	"	Lacour and Watson	Wm. Jeffray. C.
5	Do.	"	Coltness Iron Co.	C.
6	Greenhill	"	Robert Young	J. McDonald. C.
7	Hawkwoodburn	"	Jon. Hyslop	Jon. Hyslop. C.
8	Knownoble	"	Js. Dick	Js. Dick. C.
9	Langbyres	"	Omcoa Coal and Iron Co. (Limited).	Thos. Lithgow. C.
10	Linridge	"	Robt. Forrester	T. Thomson. C.
11	Omcoa	"	Omcoa Iron and Coal Co. (Limited).	Thos. Lithgow. C.
12	Salsburgh	"	Coltness Iron Co.	C. I.
13	Shotts Iron Works	"	Shotts Iron Co.	Jas. Ormiston. C. I.
14	Spring Bank	"	Springbank Coal Co.	Robert Jamieson. C.
15	Stepends	"	Summerlee Iron Co.	S. McDonald. C.
1	Ashgill	Dalsersf	And. Spencer	Alex. Cunninghame. C.
2	Auldton	"	Do.	Do. C.
3	Cornsilloch	"	N. Cochrane and Co.	C.
4	Longlee	"	Leamahagow and Longlee Coal Co.	Alex. McCallum. C.
5	Overdalsersf	"	James Barr	P. G. Barr. C.
6	Raploch	"	James Frew	Wm. Frew. C.
7	Shawsburn	"	And. Spencer	Alex. Cunninghame. C.
8	Skellyton	"	Alex. Smith	Alex. Smith. C.
9	Swinhill	"	Dalsersf Coal, Coke, and Oil Co.	M. Walker. C. F.
10	Woodside and Hill	"	Jas. Smith and Sons	Jno. Hislop. C.
1	Blantyre	Blantyre	W. Dixon (Limited)	Chas. Thompson. C.
2	Greenhall	"	Jas. Dunlop and Co.	David Dunlop. I.

No.	Name of Mine.	Parish.	Owner's Name.	Manager's Name.
1	Braidwood	Carluke	Shotts Iron Co.	D. Anderson. I.
2	Brownlee	"	Archd. Russell	Archd. Kerr. C.
3	Castlehill and Kingshaw.	"	Shotts Iron Co.	D. Anderson. C.I.
4	Hallcraig	"	Coltness Iron Co.	Robt. Hall. I.
5	Law	"	Jno. Wilson	H. Telfer. C.
6	Mauldsie	"	Jas. Waddell	Jas. Lindsay. C.
7	Milton Lockhart	"	Shotts Iron Co.	Wm. Wilson. I.
8	Shawfield	"	Jno. Wilson	H. Telfer. C.
9	Stockwell	"	Gilchrist	Arch. Gilchrist. C.
10	Stravenhouse	"	Jas. Thornton	Jas. Thornton. C.
1	Braidhurst	Dalziel	G. Addie and Sons	T. S. Sneddon. C.
2	Dalziel and Shields	"	J. McAndrew and Co.	Thos. Whitelaw. C.
3	Dalziel	"	Wishaw Coal Co.	J. Thomson. C.
4	Glenclelland	"	Kerr and Mitchell	Jno. Lynn. C.I.
5	Meadowhead	"	Glasgow Iron Co.	J. C. Muir. C.F.
6	Nether Johnstone	"	Blochairn Iron Co.	David Sharp. C.
7	Do.	"	Glasgow Iron Co.	J. C. Muir. C.
8	Parkhead	"	Jno. Watson	Jno. Strain. C.
9	Ravensraig	"	Glasgow Iron Co.	J. C. Muir. C.
10	Sunnyside	"	Merry and Cunningham.	Jno. Walker. C.F.
11	Watsonville	"	Jno. Watson	Jno. Strain. C.
1	Bredisholm	Bothwell	Provanhall Coal Co.	Jno. Reid. C.
2	Carnbroe	"	Merry and Cunningham.	Robt. Brown. I.
3	Carfu	"	W. Dixon (<i>Limited</i>)	Chas. Thomson. C.I.
4	Do.	"	"	Duncan Livingstone. C.
5	Do.	"	A. G. Simpson	A. Simpson. C.I.F.
6	Cleland	"	Monkland Iron Co.	Thos. Campbell. C.
7	Do.	"	W. Dixon (<i>Limited</i>)	Chas. Thomson. C.
8	Cleland Townhead	"	P. and E. Wyper	Jno. Wyper. C.
9	Crossbasket	"	Jas. Dunlop and Co.	Jas. Cunningham. C.
10	Hattonrigg	"	Mossend Iron Co.	James Munro. C.
11	Lawhope	"	T. Stevenson and Sons	James Muir. C.
12	Millwood	"	Jno. Christie	W. Easton. C.
13	Newlands	"	Dunn Brothers	Dav. Dunn. C.
14	Orbiston	"	Mossend Iron Co.	James Munro. C.
15	Rosehall	"	R. Addie and Sons	Jas. Millar. C.
16	Stevenson	"	Stevenson Coal Co.	W. Aiken. C.F.
17	Tannochside	"	Monkland Iron Co.	C. Jameson. C.
18	Thaukerton	"	Do.	Robt. Young. C.
19	Woodhall	"	Merry and Cunningham.	Robt. Brown. C.
20	Windyedge	"	Robt. Dick	Robt. Dick. C.
1	Cambusnethan	Cambusnethan	J. D. and J. Sneddon	Thos. Loudon. C.
2	Chapel	"	Thos. Gray	Wm. Turner. C.F.
3	Clydesdale	"	Archd. Russel	Archd. Kerr. C.
4	Coltness	"	A. G. Simpson	A. Simpson. C.
5	Craigneak	"	Merry and Cunningham.	Jno. Walker. C.I.F.
6	Crindledyke	"	Coltness Iron Co.	W. W. Muir. C.
7	Daviesdyke	"	Do.	Hugh Robertson. I.
8	Foulsykes	"	Do.	W. W. Muir. C.
9	Garrison Gill	"	Do.	Jas. McNeil. C.
10	Green, No. 7	"	Glasgow Iron Co.	J. C. Muir. C.F.
11	Green	"	Robt. Bell	Thos. Bell. C.F.
12	Greenhead	"	Robt. Brand, Trustees of.	Thos. Anderson. C.
13	Do. 3, 4, and 5	"	Coltness Iron Co.	W. W. Muir. C.
14	Morningside	"	Shotts Iron Co.	D. Anderson. C.
15	Netherton	"	Glasgow Iron Co.	J. C. Muir. C.
16	Overton	"	Coltness Iron Co.	Jas. McNeil. C.
17	Overton Station	"	Jas. Waddell	Wm. Robertson. C.
18	Overjohnstone	"	Glasgow Iron Co.	J. C. Muir. C.F.
19	Pather	"	W. Boyd	J. C. Muir. C.F.
20	Do. (No. 3)	"	Coltness Iron Co.	Jas. McNeil. C.
21	Royal George	"	Ditto	W. W. Muir. C.
22	Shieldmuir	"	Glasgow Iron Co.	J. C. Muir. C.
23	Spindleside	"	Monkland Iron Co.	R. Condie. C.
24	Stonecraigs	"	Coltness Iron Co.	W. W. Muir. C.
1	Cleugh	Carnwath	William Darling's Trustees.	Wm. Hogg. C.I.
2	Haywood	"	Haywood Gas Coal Co.	Js. Spence. C.
3	Muldron	"	Coltness Iron Co.	Geo. McCulloch. I.
4	Tarbrax	"	Tarbrax Oil Co.	Geo. Anderson. C.S.
5	Wilsontown	"	Gray and Paul	Jas. Rankine. C.
1	Glespin	Douglas	Jas. Swann	W. Walker. C.
2	Rigsdale	"	Jas. Swan	Wm. Walker. C.

No.	Name of Mine.	Parish.	Owner's Name.	Manager's Name.
FIFESHIRE.				
1	Balbirnie	Markinch	Jno. Balfour	Jno. Oswald. C.
2	Balgonie	"	Chas. Balfour	Geo. Linton. C.
3	Cameron	"	Bowman and Co.	Lawrence Bowman. C.
1	Baldrige	Dunfermline	Thos. Grier (Mrs.)	Adam Hunter. C.
2	Elgin and Wellwood	"	Thos. Spewart and Co.	Robt. Muir. C. I.
3	Halbeath, Cuttlehill, and Kingsseat.	"	Henderson, Wallace, and Co.	C. A. Carlow. C. I.
4	Lochhead	"	A. Wilson and Son	Robt. Hamilton. C. F.
5	Muircock-hall	"	West of Fifa Coal Co.	Geo. Anderson. C.
6	Townhill	"	Townhill Coal Co.	Geo. Hogg. C.
1	Begg	Auchterderran	Messrs. Goodall	Wm. Goodall. C.
2	Capeldrae	"	Capeldrae Coal Co.	W. Waugh. C. I.
3	Cardenden	"	Thos. Goodall	Thos. Arnot, (Mrs.) C.
4	Denend	"	A. Naysmyth	A. Naysmyth. C.
5	Dundonald	"	Milton Coal Co.	Thos. Muir. C.
6	Milton	"	Denend Coal Co.	Thos. Muir.
1	Cowdenheath	Beath	Cowdenheath Coal Co.	Henry Mungall. C. I.
	Hill of Beath	"	Ord Adams	David Adams. C. F.
3	Kelty	"	Beath and Blairadam Coal Co.	C. Carlow, junr. C.
4	Lassodie	"	Lassodie Coal Co.	J. Brownlie. C.
5	Lochgelly	"	Lochgelly Iron Co.	Da. Thomson. C. I.
1	Donibristle	Aberdour	Grieve and Nasmyth	A. Naysmyth. C.
1	Dunnikier	Kirkcaldy	Walter Herd	Walter Herd. C.
2	Wemyss	"	R. G. E. Wemyss	Wm. Carey. C. F.
1	Dysart	Dysart	Earl of Rosslyn	Jas. McJay. C.
1	Fordell	Dalgetty	G. W. M. Henderson	Jno. Whitelaw. C.
1	Inzievar	Saline	Merry and Cunningham.	Jno. Wilson. I.
3	Lethans	"	Wm. Frazer	W. Frazer, junr. C.
1	Kelly	Carnbee	A. G. Yool	A. G. Yool. C.
2	Kilrenny	"	Do	Do. C. S. I.
1	Kilmux	Kennoway	J. Lister	Jos. Thomson. C. I.
2	Do.	"	Glasgow Iron Co.	W. Forrester. C. I. S.
1	Largoward and Lathallan.	Kilconquhar	Thos. Brown	Thos. Ireland. C.
2	Radernie	"	Thos. Lumsden	Thos. Lumsden. C.
1	Lumphinnaus	Ballinglay	Lumphinnaus Iron Co.	Jas. Mungal. C. I. F.
1	Muiredge	Wemyss	Bowman and Co.	L. Bowman. C.
2	Pirnie	"	Pirnie Coal Co.	J. W. Kirkby. C. S. F.
CLACKMANNANSHIRE.				
1	Alloa	Alloa	Alloa Coal Co.	Jno. Hunter. C.
1	Sheardale	Dollar	Do.	Do. C.
1	Clackmannan	Clackmannan	Clackmannan Coal Co.	Jno. Hunter. C.
2	Kennetpans	"	Francis Greer	James Grier. C.
3	Tillicoultry	"	Alloa Coal Co.	Jno. Hunter. C.
HADDINGTONSHIRE.				
1	Elphinstone	Tranent	Durie and Nisbet	R. Henderson. C.
2	Do. Tower	"	Deans and Moore	Wm. White. C.
3	Tranent	"	Snowdown	Thos. Adams. C.
1	Ormiston	Ormiston	A. White	A. White. C.
1	Fountainhall	Pencaitland	Jno. Whitelaw	Jno. Whitelaw. C.
2	Pencaitland	"	Deans and Moore	Wm. White. C.
1	Penston	Gladanuir	Do.	Do. C.
2	Do.	"	Do.	Do. C.
1	Prestongrang	Prestonpans	Prestongrange Colliery Co.	A. H. Nasmyth. C. F.
2	Prestonlinks	"	J. and C. Grieve	John Grieve. C. F.

No.	Name of Mine.	Parish.	Owner's Name.	Manager's Name.
EDINBURGSHIRE.				
1	Arniston	Cranston	J. Christie and Co.	Jas. Stevenson. C. F.
2	Prestonhall	"	W. and E. Wood	W. Wood. C.
1	Brunstane	Pennicuick	Sir G. Clerk, Bart.	Alex. Coutts. C.
1	Carberry	Inveresk	Deans and Moore	Wm. White. C.
1	Dalhousie	Cockpen	Archd. Hood	J. B. Johnstone. C.
2	Polton and Eldin	"	— Eaglesham	Hugh Eigg. C. F.
1	Dalkeith	Dalkeith	Duke of Buccleuch	Thos. Stewart. C. F.
1	Dalmeny	Kirkliston	Dalmeny Oil Co.	Geo. Anderson. S.
1	Gilmerton	Libberton	Glasgow Iron Co.	John McGowan. C. I.
2	Niddrie, Edmonstone, and Woolmet.	"	J. and C. Grieve	Chas. Grieve. C. I. F.
1	Loanhead	Lasswade	Shotts Iron Co.	Jas. Prentice. C. I.
2	Whitehill	"	Alex. Hood	J. M. Ronaldson. C. S. F.
1	Loganlea	West Calder	A. and W. Smith	Wm. Watson. C.
2	Muirhall	"	Young's Oil Co.	Jas. Morton. C. S. F.
3	Oakbank	"	Oakbank Oil Co.	R. Calderwood. S.
4	Polbeth	"	Young's Paraffine Co.	J. Morton. C. S.
5	South Cobbinshaw	"		Jon. Hyslop. C. S.
6	Gavieside	"	West Calder Oil Co.	Jno. Weir. S.
1	Newbattle	Newbattle	Marquis of Lothian	Thos. Stevenson. C. F.
STIRLINGSHIRE.				
1	Arnloss	Slamannan	James Watt	James Watt. C.
2	Balquhatstone	"	John Watson	Thos. Thomson. C.
3	Binniehill and Lodge	"	Do.	Do. C.
4	Drumclair	"	Nimmo and McKillop	Jno. Murray. C.
5	Limerigg	"	J. Nimmo	R. Walkinshaw. C.
6	Do. and West Drumclair.	"	R. Baird and Co.	Jno. Wotherspoon. C.
7	West Limerigg	"	Lacour and Watson	Gilbert Pitcairn. C.
1	Bantaskine and Zet- land.	Polmont	John Wilson	O.
1	Blackbrnes	Muiravonside	Jas. Russell and Sons	Jno. Smith. C.
2	Redding	"	Redding Coal Co.	Arch. Campbell. C.
3	Standrig	"	W. and J. Wilson	C.
1	Callendar	Falkirk	Callendar Coal Co.	Jas. Dougal. C. F.
2	Jaweraig	"	C. A. Alexander	C.
3	Strathavon	"	G. B. Watson	Robt. Wilson. C.
1	Carron Hall and Kin- naird.	Larbert	Carron Co.	Jas. Clelland. C.
1	Grangemouth	Bothkennor	Grangemouth Coal Co.	W. Sterling. C. F.
LINLITHGOWSHIRE.				
1	Bathville	Bathgate	J. Watson and Sons	Thos. Watson. C. I. F.
2	Barbauchlaw	"	Monkland Iron Co.	
3	Do.	"	James Wood	Jno. McCulloch. C.
4	Boghead	"	J. Russell and Sons	Wm. Smith. C. I.
5	Hopetoun	"	Do.	
6	Uphall	"	Uphall Oil Co.	W. Clark. C.
1	Boghall	Uphall	Do.	Do. C.
1	Crofthead	Whitburn	Coltness Iron Co.	Robt. Dewar. C. I.
2	Fauldhouse	"	W. Dixon (Lim.)	F. Duncan. C. I.
3	Do.	"	Thos. Thornton	C.
4	Polkemmet	"	Shotts Iron Co.	D. Anderson. C. I. F.
5	Trees	"	Wm. Torrance	C.
1	Grange	Carriden	Henry Cadell	Ja. J. Cadell. C. I. F.
1	Kinnell	Bo'ness	G. Wilson and Co.	J. Barrowman. C. I.
1	Woodend	Torphichen	Coltness Iron Co.	Jno. Stevenson. C. I.
PERTSHIRE AND SUTHERLANDSHIRE.				
1	Blairhall and Valling- field.	Culross	Carron Iron Co.	Alex. Clelland. C. I.
2	Comrie	"	Merry & Cunninghame	Wm. Brown. C. I.
3	Brora	Golspie	Duke of Sutherland	W. Wright.

IRELAND.

Inspector, JOSEPH DICKINSON, Pendleton, Manchester.

No.	Colliery.	Post Town.	Proprietor.	—
-----	-----------	------------	-------------	---

ULSTER COAL FIELD.

COUNTY OF ANTRIM.

1	Ballycastle - - -	Ballycastle	Messrs. Merry and Cuning- hame.	Abandoned.
2	Do. - - -	Do.	J. M'Gildowny, Esq.	Do.
3	Murlough Bay - - -	Do.	John M'Donnell, Esq., M.D.	Not working.

COUNTY OF TYRONE.

1	Annahone - - -	Stewartstown	- - -	Not working.
2	Coal Island - - -	Dungannon	Mr. J. Sloan	Working.
3	Do. - - -	Do.	Castlestewart Mining Co.	-
4	Drumglass - - -	Do.	Samuel Hughes, Esq.	Not working.
5	Derraghadowan - - -	Do.	Messrs. Dixon, Brown, & Co.	Working.

COUNTY OF CAVAN.

1	Kill* - - -	Kilnaleck	Messrs. Moore and Co.	Not working.
---	-------------	-----------	-----------------------	--------------

1873.

CONNAUGHT COAL FIELD.

LDUGH ALLEN DISTRICT.

COUNTY OF ROSCOMMON.

1	Tullytawen, Tully Level -	Keadue -	Lough Allen Coal & Iron Co.	Working.
2	Crosshill, Dagnan's Level -	Do.	Do.	Not working.
3	Dereenavoggy, Briney's Pit -	Do.	Do.	Working.
4	Do. Quin's Pit -	Do.	Do.	Not working.
5	Do. Eaney's Pit -	Do.	Do.	Working.
6	Carrownault, John Wynn's Level.	Do.	Do.	Do.
7	Do. Mich. Wynn's Level.	Do.	Do.	Not working.
8	Do. Peter Wynn's Level.	Do.	Do.	Do.
9	Aghabehy, Christy's Pit -	Do.	Do.	Working.
10	Do. Break Pit -	Do.	Do.	Not working.
11	Do. Ladder Pit -	Do.	Do.	Do.
12	Altagowlan, Green's Level -	Do.	Do.	Working.
13	Seltenaveeney, Jas. Wynn's Pit (1).	Do.	Do.	Not working.
14	Do. Brady's Pit -	Do.	Do.	Do.
15	Do. Ehyinn's Pit -	Do.	Do.	Working.
16	Do. James Cull's Pit.	Do.	Do.	Do.
17	Do. Eary's Pit -	Do.	Do.	Do.
18	Do. Water Pit -	Do.	Do.	Not working.
19	Do. Owen Cull's Pit.	Do.	Do.	Do.
20	Do. Jas. Wynn's Pit (2).	Do.	Do.	Do.
21	Tullynaha - - -	Do.	Mr. Bridges	Do.
22	Gubberrudda, Welsh's Pit -	Do.	Mr. Patt Welsh	Working.
23	Do. McGreevy's Pit.	Do.	Mr. McGreevy	Do.
24	Rover - - -	Do.	Mrs. Irvine and others	Not working.

* This locality is remarkable, inasmuch as the coal (a sort of anthracite) lies in the rocks of the Lower Silurian Period.

No.	Colliery.	Post Town.	Proprietor.	—
-----	-----------	------------	-------------	---

COUNTY OF LEITRIM.

1	Tullymurry	Drumkeeran	Mr. McTierman	Working.
2	Seltensakeagh	Do.	Jas. Fawcett, Esq.	Not working.
3	Greaghmagerah	Do.	Do.	Do.
4	Knockatesane	Do.	Mr. Pitt Welsh	Working.
5	-	Drumshanbo	— O'Byrne, Esq.	Do.

COUNTY OF SLIGO.

1	Geevagh	Ballyfarnan	P. O. Rourke	Working.
---	---------	-------------	--------------	----------

LEINSTER COAL FIELD.

CASTLEGOMER DISTRICT.

COUNTY OF KILKENNY.

1	Curragh	Castlecomer	Hon. Mr. Wandesforde	Not working.
2	Massford	Do.	Do.	Do.
3	Coolbawn	Do.	Do.	Partially, old pillars.
4	Rock	Do.	Do.	Working.
5	Monteen	Do.	Do.	Do.
6	Jarrow, Nos. 1 & 2	Do.	Do.	Working.
7	Holypark pits	Do.	Do.	Do.
8	Ballyehane	Do.	Do.	Do.
9	Tolerton	Do.	Do.	Do.
10	Rossmoor	Do.	Do.	Do.
11	Bewanage	Do.	Do.	Do.
12	Upper Biesk	Do.	Mr. Patrick Fenlon	Not working.
13	Broom Park	Do.	Do.	Do.
14	Clog	Do.	George Bryan, M.P.	Do.
15	Crutt	Do.	Hon. Mr. Wandesforde	Partially, same as 3.
16	Monals	Do.	Do.	Not working.
17	Skehana	Do.	Do.	Working.
18	Firoda	Do.	— Freke, Esq.	Not working.
19	Baurnafea	Kilkenny	Lord Ormond.	—
20	Coolcullen	Do.	Mr. Phillips.	—

CARLOW AND QUEEN'S COUNTIES.

1	Bilboa	Carlow	Horace Rochfort, Esq.	Working partially.
2	Clough	Do.	Robinson and Grave	Working.
3	Agharue	Do.	Sir T. Butler	Not working.
4	Edge	Do.	Mr. Phillips.	—
5	Rossmore	Do.	John G. Adair	Partially working.

QUEEN'S COUNTY.

1	Wolfhill	Ballylinan, Athy	The Leinster Colliery Co.	Not working.
2	Aughmaha	Do.	Do.	Do.
3	Mullaghmore	Do.	Do.	Do.
4	Kingscote	Stradbally	Rev. Sir Hunt J. Walsh, Bart.	Do.
5	Modubeagh	Ballickmoyler, Carlow.	The Leinster Colliery Co. and others.	Sinking shaft.
6	Ballyehane	Do.	Do.	Working.
7	Rushes	Stradbally	Rev. Sir Hunt J. Walsh, Bart.	Not working.
8	Holly Park	Crettyard, Carlow	Benjamin B. Edge, Esq.	Working.
9	Meeragh	Do.	Do.	Not working.
10	Geneva	Do.	Do.	Do.
11	Glen	Do.	Do.	Do.
12	Towlerton	Ballickmoyler, Carlow.	William Edge, Esq.	Working very partially on crop.
13	Kilgory	Crettyard, Carlow	Benjamin B. Edge, Esq.	Not working, but proving.
14	Ardataggle	Carlow	James Fitzmaurice, Esq.	Not working.
15	Coorlaghan	Do.	Do.	Do.

No.	Colliery.	Post Town.	Proprietor.	—
-----	-----------	------------	-------------	---

MUNSTER COAL FIELD.

SLIEVARDAGH DISTRICT.

COUNTY OF TIPPERARY.

1	Coalbrook— <i>Lisnamrock</i>	New Birmingham	Mining Company of Ireland (<i>Limited</i>); Secretary, William Harold.	Working.
2	Boulea— <i>Reform</i>	Do.	Do.	Do.
3	Earishill	Do.	Do.	Do.
4	Ballinastick and Ballyna- hineen.	Do.	Do.	Do.
5	Follacamin	Do.	Do.	Do.
6	Mardyke Coolquill	Do.	Do.	Not working.
7	Glengoolie	Do.	Do.	Do.
8	Killenaule	Do.	Do.	Do.
9	The Commons	Do.	Do.	Do.
10	Ballincurry	Do.	Do.	Do.
11	Knockinglass	Do.	Do.	Do.
12	Kilcooly	Do.	Do.	Do.
13	Williamstown	Do.	Do.	Do.
14	Lackinn	Do.	Do.	Do.
15	Ballingarry	Ballingarry	Do.	Do.

DUNALLOW DISTRICT.

COUNTY OF COBK.

1	Dromagh	Banteer, Mallow	Nicholas Philpot Leader, Esq.	Not working.
2	Lisnacon	Dromagh, Mallow	Mining Company of Ireland (<i>Limited</i>); Wm. Harold, Secretary.	Working.
3	Dromskehly	Do.	Do.	Do.
4	Drominagh	Do.	Do.	Do.

LIMERICK DISTRICT.

1	Tulligoline	Abbeysteale	Lord Devon	Not working.
2	Cratloe	Do.	Archdeacon Goule	Do.
3	Sugarhill	Newcastle	— Mansel, Esq.	Do.
4	Knockaboula	Loghill	Lord Clare and Lord Mont Eagle.	Do.
5	Coalhill	Do.	Lord Clare	Do.
6	Rockview	Do.	Lord Clare and — Slevin, Esq.	Do.
7	Glin	Glin	Knight of Glin	Do.

No. IV.

IRONSTONE MINES ("Mines of STRATIFIED IRONSTONE") and COLLIERIES producing Ironstone; with SHALE and FIRE CLAY Mines. Furnished to the Inspector, under the Mines Act of 1872.

WEST OF SCOTLAND. WM. ALEXANDER, Inspector.

No.	Name of Mine.	Where situated.	Owner's Name.
LANARKSHIRE.			
1	Balornock, No. 1	Bishop Briggs	Jas. Dunlop and Co
2	Cadder, No. 2	Ditto	Carron Iron Co.
3	Ditto, No. 7	Ditto	Ditto.
4	Ditto, No. 8	Ditto	Ditto.
5	Ditto, No. 9	Ditto	Ditto.
6	Ditto, No. 10	Ditto	Ditto.
9	Ditto, No. 14	Ditto	Ditto.
7	Ditto, No. 15	Ditto	Ditto.
8	Ditto, No. 18	Ditto	Ditto.
10	Huntershill, No. 4	Ditto	W. S. Dixon.
11	Ditto, No. 6	Ditto	Ditto.
12	Ditto, No. 7	Ditto	Ditto.
13	Kenmure, No. 13	Ditto	Summerlee Iron Co.
14	Ditto, No. 14	Ditto	Ditto.
15	Ditto, No. 15	Ditto	Ditto.
16	Robroystone, No. 2	Ditto	Jas. Dunlop and Co.
17	Gartnavel, No. 2	Partick	Ditto.
18	Blackhill	Maryhill	Summerlee Iron Co.
19	Gartnavel, No. 1	Ditto	Robert Addie and Sons.
20	Ditto, No. 7	Ditto	Ditto.
21	Ditto, No. 8	Ditto	Ditto.
22	Glashochill Mine	Ditto	Summerlee Iron Co.
23	Jordanhill, No. 8	Ditto	Monkland Iron Co.
24	Ditto, No. 11	Ditto	Ditto.
25	Ditto, No. 12	Ditto	Ditto.
26	Ditto, No. 14	Ditto	Ditto.
27	Faskine, No. 8	Airdrie	Wm. Baird and Co.
AYRSHIRE.			
1	Barrhill, No. 3	Cumnock	Eglington Iron Co.
2	Blackstone, No. 1	Ditto	Ditto.
3	Carbello, No. 1	Ditto	Ditto.
4	Ditto, No. 2	Ditto	Ditto.
5	Commondyke, No. 1	Ditto	Ditto.
6	Common, No. 2	Ditto	Ditto.
7	Ditto, No. 3	Ditto	Ditto.
8	Ditto, No. 5	Ditto	Ditto.
9	Ditto, No. 6	Ditto	Ditto.
10	Ditto, No. 9	Ditto	Ditto.
11	Cronberry, No. 1	Ditto	Ditto.
12	Ditto, No. 2	Ditto	Ditto.
13	Ditto, No. 4	Ditto	Ditto.
14	Glengyron, No. 1	Ditto	Ditto.
15	Glenlogan, No. 10	Ditto	Ditto.
16	Ditto, No. 11	Ditto	Ditto.
17	Ditto, No. 13	Ditto	Ditto.
18	Mosshouse, No. 2	Ditto	Ditto.
19	Shankstone, No. 2	Ditto	Ditto.
20	Stepends	Ditto	Ditto.
21	Templand, No. 1	Ditto	Ditto.
22	Wellwood, No. 11	Muirkirk	Ditto.
23	Blair, No. 2	Dalry	Ditto.
24	Do., No. 4	Ditto	Ditto.
25	Do., No. 5	Ditto	Ditto.
26	Bradley, No. 2	Ditto	Merry and Cunningham (Limited).
27	Carsehead, No. 2	Ditto	Eglington Iron Co.
28	Coalheugh Glen, No. 1	Ditto	Merry and Cunningham (Limited).
29	Davidshill, No. 1	Ditto	Eglington Iron Co.
30	Flashwood, No. 3	Ditto	Merry and Cunningham (Limited).
31	Glensarnock, No. 1	Ditto	Ditto.
32	Ditto, No. 3	Ditto	Ditto.
33	Greenbank, No. 1	Ditto	Ditto.
34	Hardcroft, No. 2	Ditto	Ditto.
35	Kersland, No. 2	Ditto	Eglington Iron Co.

No.	Name of Mine.	Where situated.	Owner's Name.
36	Kilbirnie, No. 31	Dalry	Merry and Cunningham (Limited).
37	Ditto, No. 32	Ditto	Ditto.
38	Ditto, No. 34	Ditto	Ditto.
39	Ditto, No. 35	Ditto	Ditto.
40	Langlands, No. 1	Ditto	Ditto.
41	Merksworth, No. 1	Ditto	Ditto.
42	Pitcon, No. 6	Ditto	Eglinton Iron Co.
43	Riddance, No. 1	Ditto	Merry and Cunningham (Limited).
44	Ryesholm, No. 1	Ditto	Ditto.
45	Todhills, No. 3	Ditto	Eglinton Iron Co.
46	Barkip, No. 8	Beith	Merry and Cunningham (Limited).
47	Ditto, No. 7	Ditto	Ditto.
48	Ditto, No. 8	Ditto	Ditto.
49	Ditto, No. 9	Ditto	Ditto.
50	Ditto, No. 10	Ditto	Ditto.
51	Birkentuck, No. 5	Ditto	Ditto.
52	Caldwell, No. 1	Ditto	W. S. Dixon.
53	Ditto, No. 2	Ditto	Ditto.
54	Highfield, No. 1	Ditto	Merry and Cunningham (Limited).
55	Muirhouse, No. 2	Ditto	Ditto.
56	Swineridgemuir, No. 1	Ditto	Ditto.
57	Ditto, No. 3	Ditto	Ditto.
58	Ditto, No. 4	Ditto	Ditto.
59	Busbiehead, No. 1	Kilmarnock	Ditto.
60	Fergushill, No. 1	Ditto	Ditto.
61	Plan, No. 1	Ditto	Ditto.
62	Do., No. 2	Ditto	Ditto.
63	Do., No. 3	Ditto	Ditto.
64	Bowhill, No. 1	Dalmellington	Dalmellington Iron Co.
65	Burnfoot, No. 11	Ditto	Ditto.
66	Corby Craigs, No. 2	Ditto	Ditto.
67	Ditto, No. 3	Ditto	Ditto.
68	Ditto, No. 4	Ditto	Ditto.
69	Ditto, No. 5	Ditto	Ditto.
70	Drumrange, No. 6	Ditto	Ditto.
71	Ditto, No. 8	Ditto	Ditto.
72	Ponessan, No. 1	Ditto	Ditto.
73	Ditto, No. 2	Ditto	Ditto.

STIRLINGSHIRE.

1	Bantone, No. 3	Denny	Carron Iron Co.
2	Broomhill, No. 5	Ditto	Wm. Baird and Co.
3	Dennymill, No. 1	Ditto	Robert Addie and Sons.
4	Ditto, No. 2	Ditto	Ditto.
5	Drumellier, No. 1	Ditto	Wm. Baird and Co.
6	Inglestone, Mine	Ditto	Ditto.
7	Quarter, No. 1	Ditto	Ditto.
8	Ditto, No. 2	Ditto	Ditto.
9	Tygethaugh, No. 4	Ditto	Ditto.
10	Balgrochan, No. 2	Kilsyth	Ditto.
11	Barrwood, No. 1	Ditto	Ditto.
12	Ditto, No. 2	Ditto	Ditto.
13	Dumbreck, No. 1	Ditto	Ditto.
14	Riskend, No. 2	Ditto	Ditto.
15	Twechar, No. 1	Ditto	Ditto.
16	Ditto, No. 2	Ditto	Ditto.

RENFREWSHIRE.

1	Blytheswood, No. 4	Renfrew	Robert Addie and Sons.
2	Ditto, No. 5	Ditto	Ditto.
3	Cardonald, No. 1	Govan	Jas. Dunlop and Co.
4	Drumoin, No. 1	Ditto	Colin, Dunlop, and Co.
5	Ditto, No. 2	Ditto	Ditto.
6	Ditto, No. 3	Ditto	Ditto.
7	Hillington, No. 1	Ditto	Ditto.
8	Ditto, No. 2	Ditto	Ditto.
9	Ibrox, No. 1	Ditto	W. S. Dixon.
10	Do., No. 3	Ditto	Ditto.
11	Do., No. 1	Ditto	Merry and Cunningham (Limited).
12	Abercorn	Johnstone	Ditto.
13	Douglas, No. 2	Ditto	Ditto.
14	Walkinshaw, No. 1	Ditto	Ditto.
15	Clippins, No. 1	Ditto	Ditto.
16	Ditto, No. 2	Ditto	Ditto.
17	Ditto, No. 3	Ditto	Ditto.
18	Linnwood, No. 1	Ditto	Jas. Dunlop and Co.
19	Ditto, No. 2	Ditto	Ditto.
20	Barbush, No. 1	Ditto	W. S. Dixon.
21	Ditto, No. 5	Ditto	Ditto.

No.	Name of Mine.	Where situated.	Owner's Name.
DUMBARTONSHIRE.			
1	Blairdardie, No. 4	Maryhill	Merry and Cunningham (Limited).
2	Drumchapel, No. 1	Ditto	Ditto.
3	Garscadden, No. 1	Ditto	Ditto.
4	Ditto, No. 2	Ditto	Ditto.
5	Ditto, No. 3	Ditto	Ditto.
6	Ditto, No. 4	Ditto	Ditto.
7	Gartochnel, No. 1	Ditto	Ditto.
8	Hutchison, No. 2	Ditto	Ditto.
9	Knightswood, No. 9	Ditto	Summerlee Iron Co.
10	Ditto, No. 15	Ditto	Ditto.
11	Ditto, No. 11	Ditto	Ditto.
12	Ditto, No. 12	Ditto	Ditto.
13	Garscube, No. 3	Ditto	Ditto.
14	Gartshore, No. 1	Kilayth	Wm. Baird and Co.
15	Ditto, No. 2	Ditto	Ditto.
16	Ditto, No. 3	Ditto	Ditto.
17	Ditto, No. 4	Ditto	Ditto.
18	Ditto, No. 7	Ditto	Ditto.
19	Ditto, No. 9	Ditto	Ditto.
20	Ditto, No. 10	Ditto	Ditto.

SHALE MINES.

RENFREWSHIRE.			
1	Abercorn, No. 2	Johnstone	Merry and Cunningham (Limited).
2	Ditto, No. 5	Ditto	Ditto.
3	Barbusan, No. 5	Ditto	W. S. Dixon.
4	Blackstone, No. 1	Ditto	Allan Craig and Sons.
5	Ditto, No. 1	Ditto	W. Black and Son.
6	Ditto, No. 2	Ditto	Ditto.
7	Clippins, No. 1	Ditto	Merry and Cunningham (Limited).
8	Ditto, No. 2	Ditto	Ditto.
9	Ditto, No. 3	Ditto	Ditto.
10	Douglas, No. 1	Ditto	Ditto.
11	Ditto, No. 3	Ditto	Ditto.
12	Fulton, No. 1	Ditto	J. Liddell and Co
13	Linwood, No. 1	Ditto	James Anderson.
14	Milliken, No. 1	Ditto	Merry and Cunningham (Limited).

AYRSHIRE.

1	Doura	Irvine	John Barr and Co.
2	Fergushill	Ditto	A. Finnie and Son.

STIRLINGSHIRE.

1	Banknock	Denny	William Willson.
2	Coney Park	Ditto	John Barr.

LANARKSHIRE.

1	Peep O' Day	Airdrie	Monkland Iron Co.
---	-------------	---------	-------------------

FIRE-CLAY.**LANARKSHIRE.**

1	Gartcraig, No. 1	Shettleston	A. Yeats and Co.
2	Gartveerie	Coatbridge	J. Meikle and Co.
3	Garturk	Ditto	W. S. Dixon.
4	Govan	Glasgow	Ditto.
5	Rosehall	Coatbridge	Robt. Addie and Sons.
6	Cardowan	Chryston	Hurll and Young.
7	Garnkirk	Ditto	Garnkirk Co.
8	Gartoosh	Ditto	Hurll and Young.
9	Glenboig	Ditto	Ditto.
10	Heathfield	Ditto	Ditto.

No.	Name of Mine.	Where situated.	Owner's Name.
-----	---------------	-----------------	---------------

AYRSHIRE.

1	Bartonholm	Kilwinning	Eglinton Iron Co.
2	Bontreehill	Irvine	Finnie and Finlay.
3	Dalquharrau	Maybole	F. Kennedy.
4	Doura	Irvine	John Barr and Co.
5	Eglinton	Kilwinning	A. Kenneth.
6	Hillhead	Kilmarnock	J. & M. Craig.
7	Perceeton	Irvine	Ditto.

RENFREWSHIRE.

1	Ferguslie	Paisley	R. Brown and Son.
---	-----------	---------	-------------------

FIRE CLAY.

EAST OF SCOTLAND. RALPH MOORE, Inspector.

No.	Name of Mine.	Situation.	Owner's Name.
-----	---------------	------------	---------------

EASTERN DIVISION OF LANARKSHIRE.

1	Arden	New Monkland	Wm. Black and Sons.
2	Brownieside	Ditto	Shotts Iron Co.
3	Chapellhall	Ditto	Monkland Iron Co.
4	Drumshangle	Ditto	Carron Iron Co.
5	Glantore	Ditto	J. and E. Robinson.
6	Roadside	Ditto	James Ross.
7	Rochsoles	Ditto	J. Struthers and Co.
8	Auchinheath	Lesmahagow	Jas. Ferguson's Trustees.
9	Ditto	Ditto	Nitshill and Lesmahagow Coal Co
10	Blackwood	Ditto	Longlee Coal Co.
11	Garellwood	Ditto	Ditto.
12	Southfield	Ditto	Nitshill and Lesmahagow Coal Co.
13	Benhar	Shotts	Benhar Coal Co.
14	Salsburgh	Ditto	Coltness Iron Co.
15	Shotts Iron Works	Ditto	Shotts Iron Co.
16	Shotts Myres	Ditto	Ditto.
17	Greenhall	Blantyre	Jas. Dunlop and Co.
18	Braidwood	Carluke	Shotts Iron Co.
19	Ditto	Ditto	Glasgow Iron Co.
20	Ditto	Ditto	Coltness Iron Co.
21	Castlehill and Kingshaw	Ditto	Shotts Iron Co.
22	Milton Lockhart	Ditto	Ditto.
23	Glenclelland	Dalziel	Kerr and Mitchell.
24	Carlbros	Bothwell	Merry and Cunningham.
25	Carfin	Ditto	W. Dixon, Limited.
26	Ditto	Ditto	A. G. Simpson.
27	Craigneak	Cambusnethan	Merry and Cunningham.
28	Danesdyke	Ditto	Coltness Iron Co.
29	Cleugh	Carnwath	Wm. Darling's Trustees.
30	Muldron	Ditto	Coltness Iron Co.

FIFESHIRE.

31	Halbeath	Dumfermline	Henderson Wallace.
32	Elgin and Wellwood	Ditto	Thos. Spewart and Co.
33	Capeldrae	Auchterderran	Capeldrae Coal Co.
34	Cowdenheath	Beath	Ord Adams.
35	Lochgelly	Ditto	Lochgelly Iron Co.
36	Inzievar	Saline	Merry and Cunningham.
37	Ditto	Ditto	Shotts Iron Co.
38	Kilrenny	Carnbee	A. G. Yorl.
39	Kilmax	Kennoway	J. Lister.
40	Ditto	Ditto	Glasgow Iron Co.
41	Lumphinaus	Dallinlay	Lumphinaus.

No.	Name of Mine.	Situation.	Owner's Name.
-----	---------------	------------	---------------

EDINBURGSHIRE.

42	Gilmarton	Libberton	Glasgow Iron Co.
43	Niddrie Edmonstone	Ditto	J. and C. Grieve.

LINLITHGOWSHIRE.

44	Armadale	Bathgate	Monkland Iron and Coal Co.
45	Beghead	Ditto	J. Russell and Sons.
46	Balbardie	Ditto	H. Walker and Son.
47	Crofthead	Whitburn	Coltness Iron Co.
48	Yearthill	Torpichen	Shotts Iron Co.
49	Fauldhouse	Whitburn	W. Dixon, Limited.
50	Muirhead	Ditto	Coltness Iron Co.
51	Polkennick	Ditto	Shotts Iron Co.
52	Ditto	Ditto	Coltness Iron Co.
53	Grange	Carroden	Hy. Cadell.
54	Kinniel	Boness	E. Wilson and Co.
55	Woodend	Torpichen	Coltness Iron Co.

PERTSHIRE.

56	Blairhall and Vallingfield	Culross	Carron Iron Co.
57	Comrie	Ditto	Merry and Cunningham.

OIL SHALE and SHALE MINES.**EASTERN DIVISION OF LANARKSHIRE.**

1	Arden	New Monkland	Wm. Black and Sons.
2	Avonhead	Ditto	Avonhead Coal Co.
3	Bells Dyke	Ditto	Bells Dyke Coal Co.
4	Chapelhall	Ditto	Monkland Coal Co.
5	Glentore	Ditto	J. and E. Robinson.
6	Roadside	Ditto	James Ross.
7	Benhar	Shotts	Benhar Coal Co.
8	Tarbrax	Carnwath	Tarbrax Oil Co.

FIFESHIRE.

9	Kilvenny	Carnbee	A. G. Yool.
10	Kilmux	Kennoway	Glasgow Iron Co.
11	Pirnie	Wemyss	Pirnie Coal Co.

EDINBURGSHIRE.

12	Whitehill	Leaswade	Alex. Hood.
13	Muirhall	West Calder	Young's Oil Co.
14	Oakbank	Ditto	Oakbank Oil Co.
15	Polbeth	Ditto	Young's Oil Co.
16	South Cobbinshaw	Ditto	Ditto.
17	Gavieside	Ditto	West Calder Oil Co.

LINLITHGOWSHIRE.

18	Boxhall	Uphall	Uphall Oil Co.
19	Broxburn	Ditto	Robert Bell.

No.	Name of Mine.	Minerals chiefly raised.	Situation.	Owner's Name.
-----	---------------	--------------------------	------------	---------------

FIRE-CLAY PITS.

EASTERN DIVISION OF LANARKSHIRE.

1	Bell's Dyke	C	New Monkland	Bells Dyke Coal Co.
2	Rocheloch	C	Ditto	Geo. Cowie and Son.
3	West Drumgray	C	Ditto	Hurl, Young, and Co.
4	Swinhill	C	Dalsert	Dalsert Coal, Coke, and Oil Co.
5	Meadowhead	C	Dalsiel	Glasgow Iron Co.
6	Carfin	C	Bothwell	A. G. Simpson.
7	City Side	C	Ditto	Hamilton, McCulloch & Co.
8	Stevenston	C	Ditto	Stevenston Coal Co.
9	Allanton	C	Cambusnotham	Thos. Gray.
10	Chapel	C	Ditto	London and Russell.
11	Craigneath	C	Ditto	Merry and Cunningham.
12	Green, No. 7	C	Ditto	Glasgow Iron Co.
13	Green	C	Ditto	Robert Bell.
14	Overjohnstone	C	Ditto	Glasgow Iron Co.
15	Pather	C	Ditto	W. Boyd.

FIFESHIRE.

16	Lochhead	C	Dumfermline	A. Wilson and Son.
17	Hill of Beath	C	Beath	Ord Adams.
18	Wemyss	C	Kirkaldy	E. G. E. Wemyss.
19	Lumphinnaus	C	Ballinglay	Lumphinnaus Iron Co.
20	Pirnie	C	Wemyss	Pirnie Cal Co.

HADDINGTONSHIRE.

21	Prestongrange	C	Prestonpans	Prestongrange Colliery Co.
22	Prestonlinks	C	Ditto	J. and G. Grieve.

EDINBURGSHIRE.

23	Arniston	C	Cranston	J. Christie and Co.
24	Polton and Eldin	C	Cockpen	— Eaglesham.
25	Dalkeith	C	Dalkeith	Duke of Buccleuch.
26	Niddrie, Edmonstone, and Woolmet.	C	Libberton	J. and C. Grieve.
27	Whitehill	C	Laswade	Alex. Hood.
28	Muirhall	C	West Calder	Young's Oil Co.
29	Newbattle	C	Newbattle	Marquis of Lothian.

STIRLINGSHIRE.

30	Callendar	C	Falkirk	Callendar Coal Co.
31	Grangemouth	C	Bothkennor	Grangemouth Coal Co.

LINLITHGOWSHIRE.

32	Bathville	C	Bathgate	J. Watson and Sons.
33	Balbardie	C	Ditto	H. Walker and Sons.
34	Polkennett	C	Whitburn	Shotts Iron Co.
35	Grange	C	Carrider	Henry Cadell.
36	Redford	C	Ditto	James Cadell.

No. V.

LIST OF SMELTING, METAL EXTRACTION,
ARSENIC, AND BARYTES COMPANIES IN THE
UNITED KINGDOM.

1873.

TIN.

Thomas Bolitho and Sons, Chyandour and Angarrack, Cornwall.
 Williams, Harvey, and Company, Trethellan and Mellanear, Cornwall.
 Daubus and Company, Cavedras and Treloweth, Cornwall.
 Thos. Willis Field, Ambrose Oxley Michell Man, Partners, R. B. Michell and
 Company, Trereife, Penzance, Cornwall.
 Bissoe Bridge Company, Bissoe, near Truro, Cornwall.
 Redruth Tin Smelting Company, Redruth, Cornwall.
 Calenick " " Calenick, Cornwall.
 Tamar " " Moditonham, Saltaash.
 Charlestown " " Charlestown, St. Austell.
 Penpoll " " Point, Truro.

COPPER.

Vivian and Sons, Swansea.
 P. Grenfell and Sons, Swansea.
 Nevill, Druce, and Company, Llanelly.
 Williams, Foster, and Company, Swansea.
 Mason and Elkington, Pembrey.
 Copper Miners Company, Aberavon.
 Charles Lambert, Swansea.
 Newton, Keates, and Company, Holywell, Liverpool, and St. Helen's.
 The British and Foreign Copper Company, Liverpool and St. Helen's.
 Mona Mining Company, Amlwch, Anglesea.
 Bibby, Sons, and Company, St. Helen's and Liverpool.
 Henry Baxter, St. Helen's.
 Evans and McBryde, St. Helen's.
 James Radley, St. Helen's.
 James Keys and Son, Whiston Works, Cheadle, Staffordshire.
 St. Helen's Copper Company, St. Helen's.
 Sweetland, Tuttle, and Company, Swansea.
 Goole Alum and Smelting Company, Goole.
 Pontifex and Wood, Garratt.
 H. L. Pattinson and Co., Gateshead.
 Landore Copper Company, Swansea.

LEAD.

Stock and Company, Penclawd, Swansea.
 Nevill, Druce, and Company, Llanelly.
 The Burry Port Smelting Company, Pembrey, Carmarthenshire.
 Runcorn Smelting Company, Runcorn.
 The Panther Lead Works, Bristol.
 Sheldon, Bush, and P. S. Company, Redcliff Hill, Bristol.
 Weston, Son, and Company, Bristol.
 W. J. Cookson and Company, Newcastle.
 Locke, Blackett, and Company, Newcastle.
 John Warwick, Newcastle.
 Shield and Dinning, Haydon Bridge.
 Vivian and Sons, Swansea.

LEAD--*continued.*

Howden Smelting Company, Newcastle.
 Washington Chemical Company, Newcastle.
 Enthoven and Sons, London.
 Lock, Lancaster, and Company, London.
 Pontifex and Wood, Farrington Works, London.
 Trustees Treffry's Estate, Par, Cornwall.
 R. Michell and Son, Truro, Cornwall.
 Cornish Silver Lead Smelting Co. (Limited), Point, Truro.
 Peter Glover and Robinson, Widnes Lead Works, near Warrington.
 Adam Eyton, Llanerchymor, Holywell.
 The Cambrian White Lead Company, Brymbo, near Wrexham.
 Walker, Parker, and Company, Dee Bank, Bagilt, and Newcastle.
 Governor and Company of Lead Smelters, Nenthead, Alston Moor.
 W. B. Beaumont, Allendale, Alston Moor.
 Benjamin Bagshaw, Eyam, near Bakewell.
 Barker and Rose, Alport, Bakewell, and Sheffield.
 Joseph Wass and Company, Lea Lead Works, Matlock Bath.
 Snailbeach Lead Company, near Shrewsbury.
 Pontesford Smelting Company.
 Meerbrook Lead Works (Wass and Co.), Meerbrook, Matlock Bath.
 Gibbs and Company, Bonsale Dale, Matlock.
 William Sperry, Via Gellia Lead Works, Cromford, Matlock Bath.
 Robert Howe Ashton, Castletown, Derbyshire.
 J. Fairburn and Company, Middleton Dale and Bradwell.
 T. Wilson and Company.
 E. Backhouse, Darlington.
 Greenside Mining Company, Penrith.
 The Keld Head Mining Company, Wensleydale.
 George York, Pateley Bridge.
 Duke of Devonshire, Grassington.
 The Duke of Buccleuch, Wanlock Head.
 The Lead Hills Mining Company, Lead Hills.
 The Hurst Mining Company, Hurst.
 Lister, Robinson, and Company, Grinton Moor.
 R. M. Jaques and Company, Arkengarthdale.
 R. M. Jaques and Company, Old Gang.
 The Blakethwaite Lead Company, Blakethwaite.
 R. Milner and Company, Belde Hill.
 The Swaledale Lead Company, West Swaledale.
 Charterhouse, Blagdon, Bristol.
 Mendip Mining Company near Wells.
 Waldegrave Lead Smelting Company (Limited), Mendips, near Wells.
 East Harptree Lead Works (Limited), East Harptree, Bristol.
 St. Cuthbert Works, Mendips, near Wells.
 The Mining Company of Ireland (Limited), Dublin.

SILVER AND GOLD.

Vivian and Sons, Swansea.
 Williams, Foster, and Company, Morfa Silver Works, Swansea.
 Johnson, Matthey, and Company,* Hatton Garden, London.

ZINC.

Vivian and Sons, Swansea.
 William Marsden, Oldland Hall, near Bristol.
 Kenrick and Son, Wynn Hall, Spelter Works, Ruabon.
 Charles Titterton, Phoenix Zinc Works, Warrington Junction.
 Dillwyn and Company, Swansea.
 J. Collingborne, Spelter Works, Warmley, Bristol.
 Joseph Thompson, Spelter Works, Carlisle.
 Ryland Brothers, Warrington.
 T. Gilby.
 Joseph Wethered, Bristol.
 Richardson and Company.
 Jersey Smelting Company, Morriston, Swansea.

* Also smelters of antimony, quicksilver, and bismuth.

PYRITES PRECIPITATE COMPANIES.

Duncan McKechnie, St. Helen's.
 The Widnes Metal Company, Widnes.
 The Tharsis Sulphur and Copper Company, Widnes.
 " " " Newcastle.
 " " " Birmingham.
 " " " Glasgow and Cardiff.
 N. Mathieson and Company, Widnes.
 The Runcorn Soap and Alkali Company, Runcorn.
 Newton Heath Reduction Company, Manchester.
 Muspratt Brothers and Huntley, Flint.
 The Mostyn Copper Company, Mostyn.
 Solomon Mease and Son, Newcastle.
 William Russell and Company, Newcastle.
 J. and W. Allan, Newcastle.
 The Bede Metal Company, Newcastle.
 W. Hunt and Sons, Leabrook, Wednesbury.
 William Hunt and Company, Castleford.
 H. Blair and Company, Kearnsley, Bolton, Lancashire.
 William Haslam, Bolton, Lancashire.
 Steel and Company, Runcorn.
 Morris and Company, Stockwith-on-Trent.

ARSENIC.

Cornwall Arsenic Company, Hayle and Bissoe Bridge, Thomas Willis Field
 Managing Partner, Marazion, Cornwall.
 Devon Great Consols Mining Company (Limited), Tavistock.
 J. B. Drayson and Company, Harrowbarrow, Callington.
 English Arsenic Company, Roseworthy, Gwinear, Cornwall.
 J. J. Rayner, Morrision, Swansea.
 A. C. Hadland, Swansea.

BARYTES MANUFACTURERS.

Pegg, Harper, and Company, Derby.
 Ellam, Jones, and Company, Derby.
 Stevens Brothers, Matlock Bath.
 Mr. Garton, Lumsdale, Matlock Bridge.
 Mineral Paint Company, Cromford, near Matlock Bath.
 Wm. Hawley, Bonsall, near Matlock Bath.
 E. Brown, Bonsall, near Matlock Bath.
 Hegginbotham, Stoney Middleton, near Sheffield.
 Middleton Dale Barytes Company, Stoney Middleton, near Sheffield.
 White and Company, Chapel-en-le-Frith, near Stockport.
 Hegginbotham, Whaley Bridge, near Stockport.

NICKEL AND COBALT.

H. Hussey Vivian, M.P., Swansea.
 Stephen H. Barker, Birmingham.
 Evans and Askin, Birmingham.
 W. Webb and Company, Aston, near Birmingham.
 J. H. Williamson, Stoke-upon-Trent.
 Rawlins and Son, Liverpool.

GOLD AND SILVER ORE SMELTERS.

Vivian and Sons, Swansea.
 Williams, Foster, and Company, Swansea.

SILVER ORE SMELTERS.

Vivian and Sons, Swansea.
 Williams, Foster, and Company, Swansea.
 Nevill, Druce, and Company, Llanelly.
 Burry Port Smelting Company, Pembury.
 The Mining Company of Ireland.

No. VI.

PORCELAIN AND OTHER PRINCIPAL CLAY WORKS

WORKING IN 1873.

CORNWALL.
PORCELAIN CLAY.

No.	Name of Clay Works.	Nearest Railway Station or Shipping Port.	Name of Freeholder.	Name of Tenant.
1	HUEL RASHLEIGH -	Par - -	Sir Colman Rashleigh, Bart.	The Huel Rashleigh Co.
2	HUEL CARLYON -	Charlestown -	Major Carlyon -	Stocker and Co.
3	CARVEAR - - -	Par - - -	Do. - - -	Martin Brothers.
4	PENTRUFF - - -	St. Austell and Par.	Gill and Ivimey -	Do.
5	CARLEDDON MOOR -	St. Austell -	Do. - - -	Dunn and Nicolls.
6	CARRIS - - - -	Do. - - -	Do. - - -	Dunn and Nicolls.
7	HUEL ANNA - - -	Do. - - -	G. Lambe and T. Gill	William Browne.
8	HALEBET - - - -	Do. - - -	George Lambe - -	W. Eskrigge.
9	Do. LOWER - - -	Do. - - -	Do. - - -	Stocker and Co.
10	STENALEES - - -	Do. - - -	H. W. Higman -	William Luke.
11	LITTLE JOHN'S -	Drinnick -	Gill and Ivimey -	Do.
12	Do. - - - -	Do. - - -	Hon. G. M. Fortescue	West of England Company.
13	HUEL CONFIDENCE -	St. Austell -	F. Pascoe - - -	Beam Company.
14	CROWN-FILLEY - -	Do. - - -	Do. - - -	Do.
15	HUEL FORTUNE - -	Do. - - -	Do. - - -	Do.
16	LOWER NINESTONES -	Do. - - -	Gill and Ivimey -	Martin and Lovering.
17	NINESTONES - - -	Do. - - -	Representatives of Elias Martyn.	Elias Martyn and Sons, Limited.
18	BLUEBARROW - - -	Do. - - -	Gill and Ivimey -	Martin and Lovering.
19	CARBEAN - - - -	Do. - - -	Do. - - -	Do.
20	PENHALE STENTS -	Do. - - -	Do. - - -	R. Martin and Company.
21	HUEL MARTYN - - -	Do. - - -	Representatives of Elias Martyn.	Elias Martyn and Sons.
22	CANNAMANNING - -	Do. - - -	Gill and Ivimey -	Cannamanning Co.
23	GOONHEATH - - -	Do. - - -	Sir C. B. G. Sawle, Bart.	Wheeler and Higman.
24	SOUTH CAUDLEDOWN -	Par - - -	Gill and Ivimey -	Do.
25	CAUDLETOWN - - -	Do. - - -	Do. - - -	Thriscott and Bale.
26	SHELTON - - - -	Do. - - -	Do. - - -	Shelton Co.
27	HUEL DINKEY - - -	Do. - - -	Do. - - -	Lovering and Co.
28	TRENANOE - - - -	St. Austell -	J. Tremayne - -	Dunn and Co.
29	EAST CAUDLEDOWN -	Par - - -	Gill and Ivimey -	Lovering and Martin.
30	LANTERN - - - -	Do. - - -	Do. - - -	Do.
31	CLEAVES - - - -	Do. - - -	Do. - - -	Do.
32	NORTH GOONBARROW	Do. - - -	G. Lambe - - -	Michelmores.
33	GOONBARROW - - -	Do. - - -	Do. - - -	Martin Brothers.
34	VOUNDER - - - -	Do. - - -	Major Carlyon -	Thos. Kinsman, Manager.
35	VIVIAN KAOLIN, CARDINHAM.	Wadebridge -	Lord Vivian - -	W. Joblyn.
36	DARFOLD, BLISLAND - 34786.	Do. - - -	Mr. Hayward - -	Parkyn and Co.

276 PORCELAIN AND OTHER PRINCIPAL CLAY WORKS, 1873.

No.	Name of Clay Works.	Nearest Railway Station or Shipping Port.	Name of Freeholder.	Name of Tenant.
37	HUEL ANNA - -	Wadebridge -	Lord Vivian -	Elias Martyn and Sons, <i>Limited</i> .
38	TRETHOWEL - -	St. Austell -	G. Lambe - -	J. Olver.
39	ST. NEOT - - -	Doublebois -	Do. - - -	H. Phillips and Co
40	ST. GEORGE - -	Par - - -	Do. - - -	Bickerton and Co.
41	CARNSMARY - -	Do. - - -	F. Pascoe - -	Edward Pearse.
42	CARNE - - -	Burngullow -	C. H. T. Hawkins -	Wheeler and Higman.
43	FOREST - - -	Do. - - -	Sir C. B. G. Sawle, Bart.	William Luke.
44	CANNECARROW -	St. Austell -	Earl Mount Edgecumbe.	John Gaved.
45	NORTH BURNGULLOW	Burngullow -	Lord Robartes -	Do.
46	BUENGULLOW - -	Do. - - -	Do. - - -	Do.
47	HIGHER HALVIGAN -	Do. - - -	Do. - - -	Do.
48	LOWER HALVIGAN -	Do. - - -	C. H. J. Hawkins -	Samuel Phillips.
49	NORTH HALVIGAN -	Do. - - -	Lord Robartes -	Veale and Phillips.
50	SOUTH HALVIGAN -	Do. - - -	Hawkins - - -	South Halviggan Co.
51	LANSALSON - - -	St. Austell -	Earl Mount Edgecumbe.	Martin Brothers.
52	LOWER LANSALSON -	Do. - - -	Do. - - -	Olver and Co.
53	TRETHOWELL - -	Do. - - -	J. Tremayne -	W. Varcoe and Co.
54	TRENBEAR - - -	Do. - - -	Sir C. B. G. Sawle, Bart.	William Luke.
55	BISCOVELLET - -	Do. - - -	Major Carlyon -	Veale and Olver.
56	STENTS - - -	Do. - - -	C. H. T. Hawkins -	Mrs. Lovering.
57	HUEL LOUISA - -	Do. - - -	Hon. G. M. Fortescue	The West of England Co.
58	HUEL JACOB - - -	Do. - - -	Sir C. B. G. Sawle, Bart.	Stocker and Co.
59	CARCLAZE - - -	Charlestown -	Gill and Ivimey -	Lovering and Martin.
60	RUDDLE - - -	St. Austell -	Sir C. B. G. Sawle, Bart.	E. H. Row.
61	VALE PLEASANT -	Do. - - -	Representatives of Elias Martyn.	Elias Martyn and Sons, <i>Limited</i> .
62	HUEL VIRGIN - -	Par - - -	F. Pascoe - - -	Martin Brothers.
63	BLOOMDALE - - -	Burngullow -	Executors of the late George Finch.	Trustees of Treffry Estate.
64	LITTLE TREVISCOE -	Do. - - -	George Lambe -	Martin Brothers.
65	MELANGOOSE - -	Grampond Road.	Viscount Falmouth -	Do.
66	RETUE - - -	Burngullow -	Mr. Remfry - -	Elvins and Gatley.
67	HUEL REMFRY - -	Do. - - -	Do. - - -	Rt. Martin.
68	BLACKHEATH - -	Do. - - -	Viscount Falmouth -	Stocker and Co.
69	MELEDOR - - -	Do. - - -	C. H. T. Hawkins -	Do.
70	HUEL ARTHUR - -	St. Austell -	Edward Coode -	R. Martyn and Lovering.
71	GREENSPLAT - - -	Do. - - -	Sir C. B. G. Sawle, Bart.	Wheeler and Higman.
72	BEOVELY - - -	Par - - -	Viscount Falmouth -	Collins and Co.
73	GOONAMARRIS - -	Drinnick -	Mr. Dawe - - -	William Luke.
74	PARKENDILICK - -	Par - - -	Viscount Falmouth -	Charles Truscott.
75	TRELAFOUR - - -	Do. - - -	Do. - - -	Do.
76	NORTH CARLOGGAS -	Do. - - -	Hon. G. M. Fortescue	{ West of England Co.
77	SOUTH Do. - - -			
78	EAST Do. - - -			
79	KEYS MOOR - - -	Do. - - -	Do. - - -	Do.
80	DUBBERS - - -	Do. - - -	Do. - - -	Do.
81	HALLW - - -	Do. - - -	Do. - - -	Do.
82	VICTORIA - - -	Do. - - -	Do. - - -	Do.
83	GOONVEAN - - -	Do. - - -	Viscount Falmouth -	Messrs. Varcoe and Co.
84	GOTHERS - - -	Do. - - -	Do. - - -	Do.
85	SOUTH GOONVEAN -	Do. - - -	E. W. Tucker -	Tremayne and Co.

No.	Name of Clay Works.	Nearest Railway Station or Shipping Port.	Name of Freeholder.	Name of Tenant.
86	HIGHER GOTHERS -	Drinnick -	Gill and Ivimey -	W. Whitford.
87	ST. DENNIS CONSOLS -	Do. -	— Hawkey -	W. Browne.
88	KERROW MOOR -	St. Austell -	- - -	Do.
89	WH. BENALLACK -	Grampond Road. -	R. G. Benett -	Benallack Clay Co.
90	RESTOWRACK -	Drinnick -	Viscount Falmouth -	Varcoe and Co.
91	HAWKSTOR, BLISLAND	Wadebridge -	Sir W. Onslow -	Hawkstor Clay Co.
92	BLISLAND - - -	Bodmin -	Ditto -	Central Cornwall Clay Co.
93	HENDRA - - -	Drinnick -	Trustees of Treffry's Estate, &c.	Hendra Co.
94	VIRGINIA - - -	Do. -	J. Blencowe and others	— Vivian.
95	CARPELLA - - -	Carpella -	Edward Coode -	Lovering and Olver.
96	HUEL BURN - - -	Do. -	Lord Robartes -	Burn and Co.
97	LEEDS - - -	Breage -	Duke of Leeds -	William Browne.
98	TOWEDNACK - - -	Hayle -	The Hon. Mrs. Gilbert	W. K. Baker.
99	LUDGVAN - - -	Fenzance and Hayle.	J. I. Rogers, Esq.	Do.
100	TREGONING HILL -	Breage -	Duke of Leeds and Charles Trelawney, Esq.	William Lobb.
101	ST. DAY - - -	Scorrier -	Sir W. Williams, Bart.	Nettle and Co.
102	TRESOWES - - -	Germoe -	- - -	Wm. Browne.
103	GAVRIGAN - - -	St. Columb -	- - -	Do.
104	WHITBOROUGH - -	Doublebois -	T. Pearse -	T. Pearse.
105	MERRAFIELD - - -	Cardynham -	Lord Robartes -	Cardynham Clay Co.
106	SINGLE ROW - - -	Charlestown -	Gill and Ivimey -	Wm. Street.

DEVONSHIRE.
PORCELAIN CLAY.

No.	Name of Clay Works.	Nearest Railway Station or Shipping Port.	Name of Freeholder.	Name of Tenant.
1	LEE MOOR - - -	Plymouth -	The Earl of Morley -	Martin Brothers.
2	HEMMERDON - - -	Do. -	Trustees of Admiral Woolcombe.	J. Olver.
3	SMALL HANGER - -	Do. -	J. Olver -	Do.
4	WOTTER - - -	Do. -	Mr. J. Matticott -	Martin Brothers.
5	BRIMMAGE - - -	Do. -	Trustees of Admiral Woolcombe.	Nicholls and Co.
6	MEAVY - - -	Bickleigh -	Sir. M. Lopes -	Meavy Clay Co.
7	SOUTH BRENT - - -	Brent -	- - -	S. Brent Clay Co.
8	CHOLWICH DOWN -	Plymouth -	Admiral Parker -	Martin Brothers.
9	UGBORO' MOOR - -	Do. -	Sir Walter Carew -	Watts, Blake, & Co.

TEIGNMOUTH CLAY.

No.	Name of Works.	Nearest Railway Station or Shipping Port.	Name of Proprietors.
1	KINGSTEIGNTON (1) - -	Newton Abbot and Teignmouth.	Watts, Blake, Bearne, & Co.
2	KINGSTEIGNTON (2) - -	Do. -	Whiteway and Mortimer.
3	KINGSTEIGNTON (3) - -	Do. -	Brown and Sons.
4	DEVON AND COURTENAY -	Do. -	Devon and Courtenay Clay Co.; J. N. Keys, Manager.
5	ALLER CLAY AND ARCHITECTURAL POTTERY WORKS.	Do. -	John Phillips and Company.

278 PORCELAIN AND OTHER PRINCIPAL CLAY WORKS, 1873.

POOLE CLAY.

No.	Name of Works.	Nearest Railway or Shipping Port.	Name of Proprietors.
1	KILLWOOD AND FURZY GROUND.	Wareham and Poole	W. and J. Pike.
2	NORDEN - - -	Do. - -	B. Faye and Company.
3	LAKE - - -	Do. - -	T. Burt.
4	CREEKMOOR - - -	Do. - -	G. Wanhill.
5	BEACON HILL - - -	Poole Junction	Beacon Hill Co.
6	LYTCHETT - - -	Do. - -	The Lytchett Clay Company.

BRANKSEA ISLAND.

1	SEYMOUR'S - - -	Poole - - -	Branksea Is. Co., Limited; Arthur Ricketts, Manager.
---	-----------------	-------------	---

STAFFORDSHIRE.

STOURBRIDGE CLAY.

No.	Name of Clay Works.	Nearest Railway Station.	Name of Proprietors.
1	BRETTELL LANE - -	Brettell Lane - -	Hickman and Company.
2	LYE - - -	Stourbridge - -	Do.
3	BRETTELL LANE - -	Brettell Lane - -	Perrens and Harrison.
4	THE LYE CLAY WORKS -	The Lye - - -	Do.
5	BRIERLEY HILL - -	Brierley Hill - -	John Hall and Company.
6	AMBLECOTE - - -	Stourbridge Canal -	Do.
7	BRICK WORKS - - -	Brettell Lane - -	Trotter, Haines, and Company.
8	WHITTAMOR - - -	Do. - - -	Harris and Pearson.
9	THE HAYES - - -	The Lye - - -	J. B. Fisher and Company.
10	HUNGARY HILL - -	Stourbridge - -	Fra. Tongue Rufford.
11	NETHEREND - - -	Cradley Park - -	King Brothers.
12	LOWER DELPH - - -	Do. - - -	Harpers and Moore.
13	FEEHOLD CLAY WORKS	The Lye - - -	Homer's Trustees.
14	THE THORNS - - -	Do. - - -	Mobberley and Bayley.
15	CRADLEY - - -	Cradley Station - -	Do.
16	DELPH - - -	Brettell Lane - -	E. J. and J. Pearson.
17	TINTAM ABBEY - -	The Lye - - -	Do.
18	LOWER LYE - - -	Do. - - -	J. Wood Aston.
19	CLATTERSHALL WORKS -	Brettell Lane - -	Edward Bowen.

LONDON:

Printed by GEORGE E. EYRE and WILLIAM SPOTTISWOODE,
Printers to the Queen's most Excellent Majesty.

For Her Majesty's Stationery Office.

[P. 1768a.—1000.—11/74]

LIST OF GEOLOGICAL MAPS, SECTIONS, AND PUBLICATIONS OF THE GEOLOGICAL SURVEY OF THE UNITED KINGDOM.

The Maps are those of the Ordnance Survey, geologically coloured by the Geological Survey of Great Britain and Ireland, under the Superintendence of A. C. RAMSAY, LL.D., F.R.S., Director-General. The various Formations are traced and coloured in all their Subdivisions.

ENGLAND AND WALES.—(Scale one inch to a mile.)

Maps, Nos. 3 to 41, 44, 64, price 8s. 6d. each, with the exceptions of 2, 10, 23, 24, 27, 28, 29, 32, 33, 38, 39, 53, 4s. each. Sheets divided into four quarters, (1 N.W., N.E., S.W., S.E.), 42, 43, 45, 46, 52, 53, 54, 55, 56, 57, (59 N.E., S.E.), 60, 61, 62, 63, 71, 72, 73, 74, 75, (76 N., S.), (77 N.), 78, 79, 80, 81, 82, 83, 88, 90, 106, (97 N.E., S.E.), (90 S.E., N.E.), (91 S.W., N.W., 92 S.W., N.W.), (93 N.E., S.E.), (109 S.E.) Price 3s. Except (97 N.W.), 76 (N.), (77 N.) Price 1s. 6d.

SCOTLAND—Maps 3, 7, 14, 15, 23, 23, 24, 32, 33, 34, 40, 41, 6s. each. Maps 1, 2, 13, 4s.

IRELAND—Maps 21, 23, 36, 37, 48, 49, 50, 61, 72, 74, 75, 78 to 92, and from 95 to 205, price 3s. each, with the exception of 33, 50, 72, 83, 123, 131, 140, 150, 159, 160, 170, 180, 181, 182, 189, 190, 194, 197, 202, 203, 204, 205, price 1s. 6d. each.

HORIZONTAL SECTIONS, Illustrative of the Geological Maps.

1 to 97, England, price 5s. each. 1 to 5, Scotland, price 5s. each. 1 to 23, Ireland, price 5s. each.

VERTICAL SECTIONS, Illustrative of Horizontal Sections and Maps.

1 to 57, England, price 3s. 6d. each. 1, Ireland, price 3s. 6d. 1 to 3, Scotland, price 3s. 6d.

Memoirs of the Geological Survey and of the Museum of Practical Geology.

REPORT ON CORNWALL, DEVON, and WEST SOMERSET. By Sir H. T. DE LA BECHE, F.R.S., &c. 8vo. 14s. FIGURES and DESCRIPTIONS of the PALÆOZOIC FOSSILS in the above Counties. By PROFESSOR PHILLIPS, F.R.S. 8vo. (Out of print.)

THE MEMOIRS of the GEOLOGICAL SURVEY of GREAT BRITAIN, and of the MUSEUM of ECONOMIC GEOLOGY of LONDON. 8vo. Vol. I, 21s.; Vol. II (in 2 Parts), 42s.

The GEOLOGY of NORTH WALES. By PROFESSOR RAMSAY, LL.D. With an Appendix by J. W. SALTER, A.L.S. Price 18s. boards. (Vol. III, Memoirs, &c.) (Out of print.)

The GEOLOGY of the LONDON BASIN. Part I. The Chalk and the Eocene Beds of the Southern and Western Tracts. By W. WHITAKER, B.A. (Parts by H. W. BRISTOW, F.R.S., and T. MCK. HUGHES, M.A.) Price 18s. boards. Vol. IV.

BRITISH ORGANIC REMAINS. Decades I. to XIII, with 10 Plates each. MONOGRAPH No. 1. On the Genus *Pterygotus*. By PROFESSOR HUXLEY, F.R.S., and J. W. SALTER, F.G.S. Royal 4to. 4s. 6d.; or royal 8vo. 2s. 6d. each Decade. MONOGRAPH No. 2. On the Structure of Belemnites. By PROFESSOR HUXLEY, LL.D., &c. 2s. 6d.

RECORDS of the SCHOOL of MINES and of SCIENCE applied to the ARTS. Vol. I, in four Parts. CATALOGUE of SPECIMENS in the Museum of Practical Geology, illustrative of the Composition and Manufacture of British Pottery and Porcelain. By Sir HENRY DE LA BECHE, and TRENHAM REEKS, Curator. 8vo. 155 Woodcuts. 2nd Edition, by TRENHAM REEKS and F. W. EUDLER. Price 1s. 6d. in wrapper, 2s. in boards.

A DESCRIPTIVE GUIDE to the MUSEUM of PRACTICAL GEOLOGY, with Notices of the Geological Survey of the United Kingdom, the School of Mines, and the Mining Record Office. By ROBERT HUNT, F.R.S., and F. W. EUDLER. Price 6d. (3rd Edition.)

A DESCRIPTIVE CATALOGUE of the ROCK SPECIMENS in the MUSEUM of PRACTICAL GEOLOGY. By A. C. RAMSAY, F.R.S., H. W. BRISTOW, F.R.S., H. BAUERMAN, and A. GEIKIE, F.G.S. Price 1s. (3rd Edit.)

On the TERTIARY FLUVIO-MARINE FORMATION of the ISLE of WIGHT. By EDWARD FORBES, F.R.S. Illustrated with a Map and Plates of Fossils, Sections, &c. Price 5s.

On the GEOLOGY of the Country around ORILTENHAM. Illustrating Sheet 44. By R. HULL, A.B. Price 2s. 6d.

On the GEOLOGY of PARTS of WILTSHIRE and GLOUCESTERSHIRE (Sheet 84). By A. C. RAMSAY, F.R.S., F.G.S., W. T. AVELINE, F.G.S., and EDWARD HULL, B.A., F.G.S. Price 8d.

On the GEOLOGY of the SOUTH STAFFORDSHIRE COAL-FIELD. By J. B. JUKES, M.A., F.R.S. (3rd Edit.) 3s. 6d.

On the GEOLOGY of the WARWICKSHIRE COAL-FIELD. By H. H. HOWELL, F.G.S. 1s. 6d.

On the GEOLOGY of the COUNTRY around WOODSTOCK. Illustrating Sheet 45 S.W. By R. HULL, A.B. 1s.

On the GEOLOGY of the COUNTRY around PRESCOT, LANCAHIRE. By EDWARD HULL, A.B., F.G.S. (2nd Edition.) Illustrating Quarter Sheet, No. 80 N.W. Price 8d.

On the GEOLOGY of PART of LEICESTERSHIRE. By W. TALBOT AVELINE, F.G.S., and H. H. HOWELL, F.G.S. Illustrating Quarter Sheet, No. 68 S.E. Price 8d.

On the GEOLOGY of PART of NORTHAMPTONSHIRE. Illustrating Sheet 53 S.E. By W. T. AVELINE, F.G.S., and RICHARD TRENCH, B.A., F.G.S. Price 8d.

On the GEOLOGY of the ASHBY-DE-LA-ZOUCH COAL-FIELD. By EDWARD HULL, A.B., F.G.S. Illustrating Sheets 63 N.W. and 71 S.W. Price 3s.

On the GEOLOGY of PARTS of OXFORDSHIRE and BERKSHIRE. By R. HULL, A.B., and W. WHITAKER, B.A. Illustrating Sheet 13. Price 3s. (Out of print.)

On the GEOLOGY of PARTS of NORTHAMPTONSHIRE and WARWICKSHIRE. By W. T. AVELINE, F.G.S. Illustrating Quarter Sheet 53 N.E. 8d.

On the GEOLOGY of the COUNTRY around WIGAN. By EDWARD HULL, A.B., F.G.S. Illustrating Sheet 89 S.W. on the One-inch Scale, and Sheets 84, 85, 92, 93, 100, 101 on the Six-inch Scale, Lancashire. (2nd Edition.) Price 1s.

On the GEOLOGY of TRINIDAD (West Indian Surveys). By G. P. WALL and J. G. SAWKINS, F.G.S., with Maps and Sections. 12s.

On the GEOLOGY of JAMAICA (West Indian Surveys). By J. G. SAWKINS, &c. With Maps and Sections. 8vo. 1871. Price 9s.

COUNTRY around ALTRINCHAM, CHESHIRE. By R. HULL, B.A. Illustrating 80 N.E. Price 6d.

GEOLOGY of Parts of NOTTINGHAMSHIRE and DERBYSHIRE. By W. T. AVELINE, F.G.S. Illustrating 83 S.E. Price 8d.

COUNTRY around NOTTINGHAM. By W. T. AVELINE, F.G.S. Illustrating 71 N.E. Price 6d.

The GEOLOGY of PARTS of NOTTINGHAMSHIRE, YORKSHIRE, and DERBYSHIRE. Illustrating Sheet 82 N.E. By W. TALBOT AVELINE, F.G.S. Price 8d.

The GEOLOGY of SOUTH BERKSHIRE and NORTH HAMPSHIRE. Illustrating Sheet 12. By H. W. BRISTOW and W. WHITAKER. Price 3s.

The GEOLOGY of the ISLE of WIGHT, from the WEALDEN FORMATION to the HEMPSTEAD BEDS inclusive, with Illustrations, and a List of the Fossils. Illustrating Sheet 10. By H. W. BRISTOW, F.R.S. Price 6s.

The GEOLOGY of EDINBURGH. Illustrating Sheet 32 (Scotland). Price 4s. By H. H. HOWELL and A. GEIKIE.

The GEOLOGY of the COUNTRY around BOLTON, LANCAHIRE. By E. HULL, B.A. Illustrating Sheet 89 S.E. Price 2s.

The GEOLOGY of BERWICK. Illustrating Sheet 34 Scotland. 1-inch. By A. GEIKIE. Price 2s.

The GEOLOGY of the COUNTRY around OLDHAM. By E. HULL, B.A. Illustrating 88 S.W. Price 2s.

The GEOLOGY of PARTS of MIDDLESEX, &c. Illustrating Sheet 7. By W. WHITAKER, B.A. Price 2s.

The GEOLOGY of the COUNTRY around BANBURY, WOODSTOCK, and BUCKINGHAM. Sheet 45. By A. H. GREEN, M.A. Price 2s.

The GEOLOGY of the COUNTRY between FOLKESTONE and RYE. By J. DEW, F.G.S. (Sheet 4.) Price 1s.

The GEOLOGY of EAST LOTHIAN, &c. (Maps 30, 34, 41, Scot.) By H. H. HOWELL, F.G.S., A. GEIKIE, F.R.S., and J. YOUNG, M.D. With an Appendix on the Fossils by J. W. SALTER, A.L.S.

The GEOLOGY of PART of the YORKSHIRE COAL-FIELD (88 S.E.) By A. H. GREEN, M.A., J. R. DAKYNS, M.A., and J. C. WARD, F.G.S. Oct. 1869. 1s.

The GEOLOGY of the COUNTRY between LIVERPOOL and SOUTHPORT (90 S.E.) By C. E. DE RANCE, F.G.S. Oct. 1869. 3d.

The GEOLOGY of the COUNTRY around SOUTHPORT, LYTHAM, and SOUTH SHORE. By C. E. DE RANCE, F.G.S.

The GEOLOGY of the CARBONIFEROUS ROCKS NORTH and EAST of LEEDS, and the PERMIAN and TRIASSIC ROCKS about TADCASTER. By W. T. AVELINE, F.G.S., A. H. GREEN, M.A., J. R. DAKYNS, M.A., J. C. WARD, F.G.S. and R. BUSENELL. 6d.

The GEOLOGY of the NEIGHBOURHOOD of KIRKBY LONSDALE and KENDAL. By W. T. AVELINE.

THE COAL-FIELDS OF THE UNITED KINGDOM ARE ILLUSTRATED BY THE FOLLOWING PUBLISHED MAPS OF THE GEOLOGICAL SURVEY.

COAL-FIELDS OF UNITED KINGDOM.

(Illustrated by the following Maps.)

- Anglesey, 78 (SW).
- Bristol and Somerset, 19, 35.
- Coalbrook Dale, 61 (NE & SE).
- Clee Hill, 53 (NE, NW).
- Denbighshire, 74 (NE & SE), 79 (SE).
- Derby and Yorkshire, 71 (NW, NE, & SE), 89 (NW & SW), 81 (NE), 87 (NE, SE), 88 (SE).
- Flintshire, 79 (NE & SE).
- Forest of Dean, 43 (SE & SW).
- Forest of Wyre, 61 (SE), 55 (NE).
- * Lancashire, 80 (NW), 81 (NW), 89 (SE, NE, & SW), 88 (SW).
- (For corresponding six-inch Maps, see detailed list.)
- * Leicestershire, 71 (SW), 68 (NW).
- Newcastle, 105 (NE & SE).
- * North Staffordshire, 72 (NW), 73 (SW), 73 (NE), 80 (SE), 81 (SW).
- * South Staffordshire, 64 (NW), 63 (SW).
- Shrewsbury, 60 (NE), 61 (NW & SW).
- * South Wales, 36, 37, 38, 40, 41, 42 (SE, SW).
- * Warwickshire, 62 (NE & SE), 63 (NW & SW), 54 (NE), 53 (NW).
- Yorkshire, 83, 87 (SW), 93 (SW).

SCOTLAND.

- * Edinburgh, 32, 33. * Haddington, 32, 33.
- Fife and Kinross, 40, 41.

IRELAND.

- * Kanturk, 174, 175. * Castlecomer, 128, 137.
- * Killenalee (Tipperary), 146.

(For Sections illustrating these Maps, see detailed list.)
With descriptive Memoir.

GEOLOGICAL MAPS OF ENGLAND AND SCOTLAND.

Scale, six inches to a mile.

The Coalfields of Lancashire, Northumberland, Durham, Yorkshire, Edinburghshire, Haddington, Fifeshire, Ayrshire, Dumfriesshire, Renfrew, Lanark, and Wigton are being surveyed on a scale of six inches to a mile. Price 6s.

Lancashire.—Scale, six inches to a mile.

- 48. Colne, Twiston Moor.
- 49. Lancashire Bridge. Horiz. Sect. 62, partly illustrates this sheet.
- 55. Walley.
- 56. Haggate. 6s. Horiz. Sect. 62, 55.
- 57. Winewall.
- 62. Balderstone, &c.
- 63. Accorington.
- 64. Burnley.
- 65. Stiperden Moor. 4s.
- 70. Blackburn, &c.
- 71. Haslingden.
- 72. Oliver, Bacup, &c.
- 73. Todmorden 4s.
- 78. Bolton-le-Moors.
- 79. Entwistle.
- 80. Tottington.
- 81. Wardle. 6s. Horiz. Sect. 66. Illustrates the sheet.
- 84. Ormskirk, St. John's, &c.
- 85. Standish, &c.
- 86. Adlington, Horwrick, &c. " 68. "
- 87. Bolton-le-Moors " 67. "
- 88. Bury Heywood " 66. "
- 89. Rochdale, &c. " 66. "
- 92. Bickerstaffe, Skelmersdale.
- 93. Wigan, Up Holland, &c. " 69. "
- 94. West Houghton, Hindley, Atherton " 67. "
- 95. Radcliffe, Peel Swinton, &c. " 66-67. "
- 96. Middleton, Prestwich, &c. " 66. "
- 97. Oldham, &c. " 64. "
- 100. Knowsley, Rainford, &c. " 67-68. "
- 101. Billinge, Ashton, &c. " 68. "
- 102. Leigh, Lowton " 67. "
- 103. Ashley, Eccles " 66. "
- 104. Manchester, Salford, &c. " 64-65. "
- 105. Ashton-under-Lyne " 64-65. "
- 106. Liverpool, &c. " 65. "
- 107. Prescot, Huyton, &c. " 68. "
- 108. St. Helen's, Burton Wood " 67. "
- 109. Warwick, &c. 6s.
- 111. Cheedale, part of Stockport, &c.
- 112. Stockport, &c. 4s.
- 113. Part of Liverpool, &c. 4s.

Sheet. **Durham.**—Scale, six inches to a mile.

- 1. Ryton. 4s. 5. Greenside. 4s.
- 2. Gateshead. 4s. 6. Wintland.
- 3. Jarrow. 4s. 7. Washington.
- 4. S. Shields. 4s. 8. Sunderland.

Sheet. **Durham—cont.**

- 9. Edmond Byers. 4s. 18. Muggleswick.
- 11. Ebchester. 19. Lambton. 6s. Vertical Section, 32.
- 12. Tainton. 20. Heston-le-Hole.
- 13. Chester-le-Street. 6s. 25. Wolstanton.
- 14. Chester-le-Street. 26. Brancoepeth.
- 17. Wakerley.

Northumberland.—Scale, six inches to a mile.

- 47. Coquet Island. 4s. 85. Chollerton.
- 56. Druridge Bay, &c. 86. Mafden.
- 65. Newbiggin. 4s. 87. Heddon-on-the-Wall.
- 68. Bellingham. 88. Long Benton.
- 69. Bedesdale. 89. Tyne-mouth.
- 73. Bedlington. 95. Corbrida.
- 78. Blyth. 4s. 96. Horsley. 4s.
- 77. Swinburn. 97. Newcastle-on-Tyne.
- 78. Ingoe. 6s. 98. Walker. 4s.
- 79. Gonteland. 103. Slaley.
- 80. Oramington. 106. Blainchland.
- 81. Earsdon. 109. Shofield.
- 84. Newborough. 111. Allenheads.

These Sheets are included in 105 N.E., One inch.

Yorkshire.—Scale, six inches to a mile.

- 184. Kolbrook. 273. Penistone.
- 201. Bingley. 274. Barnsley.
- 203. Sasport. 281. Langwell.
- 246. Huddersfield. 282. Wortley.
- 260. Honley. 287. Low Bradford.
- 263. Lloynton. 288. Ecclesfield.
- 273. Holmfirth. 293. Hallam Moors. 4s.

SCOTLAND.

Edinburghshire.—Scale, six inches to a mile.

- 2. Edinburgh, &c. 12. Penicuik, Coalfields of
- 3. Portobello, Mussel- Lasswade, &c.
- burgh, &c. 13. Temple, &c.
- 6. Gilmerton Burdie 14. Pathead. 4s.
- House, &c. 17. Brunton Colliery, &c.
- 7. Dalkeith, &c. 18. Howgate.
- 8. Preston Hall. 4s.

These Sheets are included in Sheet 33, One-inch scale.

- 8. Preston Hall, &c. 14. Fala, &c.

Haddingtonshire.—Six inches to a mile.

- 8. Prestonpans, &c. Price 4s.
- 9. Trenant, Gladsmuir, &c. Price 6s.
- 13. Elphinstown, &c. Price 4s.
- 14. Ormiston, East Salton, &c.

These Sheets are included in Sheet 33, One-inch scale.
Horizontal Sections 55, 63, and Vertical Section 33 illustrate these Six-inch Maps.

Fifeshire.—Six inches to a mile.

- 24. Markinch, &c. 33. Buchhaven.
- 25. Scone, &c. 35. Dunfermline.
- 30. Beath, &c. 36. Kinghorn.
- 31. Auchterderran. 4s. 37. Kinghorn. 4s.
- 33. Dysart, &c.

Ayrshire.—Six inches to one mile.

- 7. Kilbernie. 29. Sorn.
- 8. Beith. 30. Aird's Moss.
- 9. ——— 31. Muirkirk. 4s.
- 11. Dalry. 38. Ayr, &c.
- 12. Dunlop. 39. Coylton.
- 13. Stewariton. 35. Old Cumnock.
- 16. Ardrossan. 36. Grieve Hill.
- 17. Irvine. 40. Chiltrea.
- 18. Kilmarnock. 41. Dalleglar.
- 19. Newmilns. 42. New Cumnock.
- 22. Troon. 46. Dalmeilington.
- 23. Elocarton. 47. Benbecoll.
- 26. Glenbuck. 4s. 50. Dalry.
- 27. Monkton, &c. 52. Glenmoat.
- 28. Tarbolton, &c.

Renfrewshire.

- 16. Neilston. 17. Eaglesham.

Dunbartonshire.

- 28. Blairdardie Colliery.

Lanarkshire.

- 1. Bishop Briggs. 37. Natberry Hill.
- 5. Drumoyne. 38. Douglas.
- 6. Glasgow. 41. Cairn Table.
- 10. Rutherglen. 42. Crawfordjohn.
- 31. Lesmahagow. 49. Lowther Hills.
- 32. Clyde.

Dumfriesshire.

- 1. ——— 6. Sanguhar.
- 5. Kirkconnel. 7. ———

MINERAL STATISTICS.

Embracing the produce of Tin, Copper, Lead, Silver, Zinc, Iron, Coals, and other Minerals. By ROBERT HUNT, F.R.S., Keeper of Mining Records. From 1833 to 1837, inclusive, 1s. 6d. each. 1838, Part I., 1s. 6d.; Part II., 5s. 1839, 1s. 6d.; 1840, 3s. 6d.; 1841, 2s.; and Appendix, 1s. 1842, 2s. 6d. 1843, 2s. 6d. 1844, 2s. 1845, 2s. 6d. 1846 to 1872, 2s. each.

THE IRON ORES OF GREAT BRITAIN.

The IRON ORES of the North and North Midland Counties of England. (Out of print.) Part II. The IRON ORES of South Staffordshire. Price 1s. Part III. The IRON ORES of South Wales. Price 1s. 3d. Part IV. The

MAR 23 1934

VISITANT LIBRARY,
MUS. COM. ZOOLOG.

9-23-7

MEMOIRS

77,457

OF THE

GEOLOGICAL SURVEY OF GREAT BRITAIN

AND OF THE

MUSEUM OF PRACTICAL GEOLOGY.

MINERAL STATISTICS

OF THE

**UNITED KINGDOM OF GREAT BRITAIN
AND IRELAND,**

FOR THE YEAR 1874.

WITH AN APPENDIX.

**BY ROBERT HUNT, F.R.S.,
KEEPER OF MINING RECORDS.**

**PUBLISHED BY ORDER OF THE LORDS COMMISSIONERS OF
HER MAJESTY'S TREASURY.**

LONDON:

PRINTED FOR HER MAJESTY'S STATIONERY OFFICE:

PUBLISHED BY

LONGMANS, GREEN, & CO.;

AND BY

EDWARD STANFORD, 6, CHARING CROSS, S.W.

1875.

[Price 2s.]

NOTICE.

The SESSION of the ROYAL SCHOOL OF MINES and of SCIENCE applied to the ARTS commences early in October in each year, during which the following Courses of Lectures are delivered :—

Chemistry, with special reference to its applications in the Arts and Manufactures - - - - -	} E. Frankland, F.R.S.
General Natural History - - -	T. H. Huxley, LL.D., F.R.S.
Physics - - - - -	F. Guthrie, F.R.S.
Applied Mechanics - - - - -	T. M. Goodeve, M.A.
Metallurgy - - - - -	John Percy, M.D., F.R.S.
Geology - - - - -	A. C. Ramsay, LL.D., F.R.S.
Mining and Mineralogy - - -	W. W. Smyth, M.A., F.R.S., (Chairman).
Mechanical Drawing - - - - -	J. H. Edgar, M.A.

The Chemical Laboratory (at South Kensington), under the direction of Dr. Frankland, and the Metallurgical Laboratory (in Jermyn Street), under the direction of Dr. Percy, are open for the instruction of Students.

N.B.—By order of the Lords Commissioners of the Privy Council on Education the Lectures on Chemistry, Natural History, Physics, and Applied Mechanics are delivered at the Science Schools, South Kensington.

A Prospectus and Information may be obtained on application to

TRENHAM REEKS.

Jermyn Street, London, S.W.

MEMOIRS
OF THE
GEOLOGICAL SURVEY OF GREAT BRITAIN
AND OF THE
MUSEUM OF PRACTICAL GEOLOGY.

MINERAL STATISTICS

OF THE
UNITED KINGDOM OF GREAT BRITAIN
AND IRELAND,
FOR THE YEAR 1874.

WITH AN APPENDIX.

BY **ROBERT HUNT, F.R.S.,**
KEEPER OF MINING RECORDS.

PUBLISHED BY ORDER OF THE LORDS COMMISSIONERS OF
HER MAJESTY'S TREASURY.

LONDON:
PRINTED FOR HER MAJESTY'S STATIONERY OFFICE :
PUBLISHED BY
LONGMANS, GREEN, & CO.;
AND BY
EDWARD STANFORD, 6, CHARING CROSS, S.W.

1875.

[Price 2s.]

THE MINING RECORD OFFICE.

Considerable loss of capital has frequently resulted from attempts to mine in localities, where a little knowledge of what had been previously done would have shown there was but small prospect of success. Through ignorance of the existence and exact extent of old and abandoned mine-workings, great danger to the miner is frequently incurred, and human life has been often sacrificed. The great object in the preservation of the plans and sections of mines and collieries is the prevention of such loss of property and sacrifice of life.

A large collection of these records of our subterranean operations are deposited, and important statistical details showing the real value of all our mines are kept, in this Office, under the superintendence of the Keeper of the Mining Records. They are made available for the instruction of students, for the use of the Geological Survey, and they may be consulted by any of the public who are interested in the working of the mineral productions of the United Kingdom.

Another and perhaps the most important object of this office is the annual publication of the "Mineral Statistics of the United Kingdom."

It should be understood that any contributions of drawings, maps, plans, or sections, of either abandoned or active mines, will be valued, and returns of mineral produce are earnestly but respectfully solicited.

Keeper of Mining Records.—ROBERT HUNT, F.R.S.

Assistants { RICHARD MEADE.
J. B. JORDAN.

CONTENTS.

	Page
INTRODUCTION	vii
TIN.—Summary of Smelters' Returns	1
Summary of Return made to Inspector of Mines, Stannary Court, and Mining Record Office, and to the Duchy of Cornwall	1
Summary of Produce of Mines for 10 years	2
Average Prices of Tin Ore (Black Tin) for each month	2
Average Prices of Tin Ore (Black Tin) since 1865	3
Prices of common Block Tin since 1800	3
Market Prices of Metallic (White) Tin	4
Returns of Production of Mines and Tin Streams in Devon and Cornwall	5
Details of Returns of Mines paying Dues to the Duchy of Cornwall	11
Dutch Tin Trade, Quantities of Tin sold since 1857	12
Banca and Billiton, Production of, since 1855	13
Banca Tin, Deliveries of, in Holland since 1871	14
Prices of Tin Plate and Tin in London, and Stock of Foreign Tin in 1874	15
Average Prices of Tin Plates and Stocks of Foreign Tin, since 1857	15
Statistics of Foreign Tin since 1866	16
Imports of Tin	17
Australian Tin, Imports of, for Three Years	17
Exports of British and Foreign Tin in 1874	18
Exports of British Tin for Three Years	19
Exports of Foreign and Colonial Tin since 1870	19
COPPER.—Summary of Returns made to Inspector of Mines, Stannary Court, and Mining Record Office in 1874	20
Summary of Ticketing Returns	20
Summary of Swansea Sales	21
Summary of Production of Copper in the United Kingdom in 1874	21
Market Prices of Metallic Copper	22
Average Price, Produce, and Standard since 1864	23
Production of Cornwall and Devon since 1865	23
Production of the United Kingdom since 1865	24
British and Foreign Ores smelted in the United Kingdom in 1874	24
Copper Ores Ticketing Returns for 1874	25
Copper Ores.—Returns made to Inspector of Mines, Stannary Court, and Mining Record Office	28
Copper Ores sold by Private Contract or otherwise.—Returns from Mines	29
Purchases of the several Copper Companies in 1874	31
Copper Ores sold at Swansea	31
Purchases of the several Copper Companies for the Half-Year ending June 1875	32
Imports of Copper into the United Kingdom in 1874	33
Exports of British Copper	34
Exports of Foreign Copper	35
Imports of Copper since 1872	36
Exports of British Copper since 1872	37
Exports of Foreign Copper since 1872	38
Imports of Copper into the Tyne in 1874	38
LEAD AND SILVER.—Summary of Production in 1874	39
Prices of Lead Ore at the Holywell and Aberystwith Sales, 1874	39
Summary of Lead Ore, Lead, and Silver Produce in 1874	40
Market Prices of English Pig and Sheet Lead in 1874	41
Mines selling Lead Ore, and Produce, in 1874	42
Lead Ore, Lead, and Silver Produce since 1848	49
Imports of Lead	50
Exports of British and Foreign Lead	51
Exports of British Lead in 1874	51
Exports of Foreign Lead	52
Exports of British Lead since 1872	53
Imports of Lead into the Tyne, 1874	53

	Page
ZINC.—Production of, in 1874	54
Average Prices of Zinc Ores	54
Market Prices of Metallic Zinc	55
Summary of Production of the United Kingdom in 1874	56
Mines producing Zinc Ores, and Values, in 1874	57
Imports and Exports of Zinc	60
Exports of Zinc and Spelter	60
Imports and Exports of Zinc since 1870	62
Imports of Zinc into the Tyne	62
IRON PYRITES.—Mundic or Sulphur Ores.	
Summary of Production of the United Kingdom in 1874	63
Mines producing Iron Pyrites	63
Spanish and other Coppery Pyrites	65
Imports of Pyrites into the Tyne and Mersey in 1874	66
Imports of Pyrites into Liverpool since 1864	67
Pyrites of Iron and Sulphur, Countries from which imported since 1862	68
MISCELLANEOUS MINERALS.—Summary of Returns	69
ARSENIC (chiefly crude)	69
BISMUTH ORE	69
MANGANESE	69
ORRES and UMBERS	69
WOLFRAM	71
FLUOR SPAR	71
GOLD	71
SILVER ORE	71
PLUMBAGO	71
Quantities and Values of Ores Imported into the United Kingdom in 1874	72
IRON ORE.—Summary of Production	74
Mines selling Iron Ore, and Values	75
Imports of Iron Ore in 1874	92
PIG IRON MANUFACTURE.—Summary of Production, and Coal used in its Manufacture	98
Market Prices of Pig Iron	95
Details of Production, and Pig Iron produced	96
MILLS and FORGES of Great Britain	108
Summary of Mills and Forges at work in 1874	118
Bessemer Converters.—Works in Great Britain	114
Exports and Imports of all kinds of Iron for three years ending 1874	115
Tin Plate Production, and Firms engaged in Manufacture, in 1874	118
Tin Plate exported in 1872, 1873, and 1874	121
COAL.—Summary of Production	122
Prices of Coal in the London Market	123
Number of Collieries in each Inspector's District, and Production	124
Produce of NORTHUMBERLAND AND DURHAM	125
Railway Distribution	125
Coal Exported and sent Coastwise	127
Monthly Return of Coal Exported	129
Do. do. sent Coastwise	130
Produce of WESTMORELAND	131
Do. CUMBERLAND	131
Railway Distribution	131
Coal sent Coastwise and to Foreign Countries	133
Monthly Return of Coal sent Coastwise from Whitehaven	133
Produce of CHESHIRE	134
” SHROPSHIRE	134
” YORKSHIRE	134
” DERBYSHIRE	135
” NOTTINGHAMSHIRE	135
” WARWICKSHIRE	135
” LEICESTERSHIRE	135
Erewash Valley, Leicestershire and North and South Derbyshire Association Sales	135
Associated Coalowners, Erewash Valley, Sales since 1864, &c.	136
Railway Distribution and Canal	136
Coal sent Coastwise and to Foreign Countries from Lancashire and Cheshire	139
Monthly Return of Coal Exported from Do.	140
Do. do. sent Coastwise from Do.	140
Coal and Coke sent Coastwise and to Foreign Countries from Yorkshire	141

CONTENTS.

v

COAL—continued.	Page
Railway and Canal Distribution	- 142
Produce of SOUTH STAFFORDSHIRE and WORCESTERSHIRE	- 142
" NORTH STAFFORDSHIRE	- 143
" SHERIFFSHIRE	- 143
Railway Distribution	- 143
Produce of GLOUCESTERSHIRE and SOMERSETSHIRE	- 144
" the FOREST OF DEAN	- 144
Sent Coastwise and Exported from Bristol and Gloucester	- 145
Produce of MONMOUTHSHIRE, BRECKNOCKSHIRE, and edge of GLAMORGANSHIRE	- 146
NORTH WALES.—Produce of Coal	- 146
" Railway Distribution	- 146
SOUTH WALES.—Produce of Coal	- 146
" Aberdare Coal Sales since 1861	- 147
" Raised in Aberdare Parish	- 148
" " Llanwonno Parish	- 149
" " Ystradyfodwg Parish	- 150
" " Gelligaer Parish	- 151
" Railway and Canal Distribution	- 153
" Sent Coastwise and Exported	- 154
" Monthly Return of Coal sent Coastwise and Exported	- 155
SCOTLAND.—Produce of Coal	- 156
" Railway Distribution	- 156
" Coal sent Coastwise	- 158
" Coal Exported to Foreign Countries	- 159
" Monthly Return of Coal sent Coastwise	- 160
" Monthly Return of Coal Exported	- 161
IRELAND.—Production of Coal	- 162
" Coal sent to Foreign Countries	- 161
General Statement of Coal sent Coastwise and Exported since 1872	- 162
Coal received Coastwise at Ports in England	- 164
" " " Scotland	- 165
" " " Ireland	- 166
Coal Exported, and Countries receiving the same	- 167
Coal sent Coastwise to Ports distant from Coal Fields	- 168
Coal Exported from Ports distant from Coal Fields	- 169
Patent Fuel.—Monthly Return of Quantities exported	- 170
" Sent Coastwise and Exported since 1871	- 170
Coal brought to London by Railway, Canal, and Sea since 1823	- 171
" " " " in 1872, 1873, and 1874	- 172
CLAY.—Produce of Cornwall	- 173
" Devonshire	- 174
Shipments of Clay from Poole	- 175
Clay, Fire, Returns received by the Mining Record Office	- 175
Summary of Production of Clays, 1874	- 177
OIL SHALE RETURNS, GYPSUM, &c.	- 178
SALT.—Produce of Cheshire, Staffordshire, Worcestershire, and Ireland	- 179
Sent down the River Weaver since 1864	- 179
Quantities and Value Exported since 1872	- 176
BARYTES.—Summary and Details of Produce	- 180
COPROLITES and PHOSPHATIC NODULES, PHOSPHORITE	- 180
APPENDIX :—	
INSPECTORS of Metalliferous Mines	- 181
I. Metalliferous Mines of the United Kingdom	- 182
II. Iron Mines of the United Kingdom	- 205
III. Collieries of the United Kingdom	- 213
IV. Porcelain and other Clay Works	- 272
V. Smelting and Metal-extracting Works in the United Kingdom	- 277

NOTICE.

Unfortunately the publication of the "MINERAL STATISTICS for 1874" has been delayed by circumstances entirely beyond control. This delay has, however, enabled the Keeper of Mining Records to compare the returns sent to the MINING RECORD OFFICE with those collected by the INSPECTORS of MINES under the "Mines Regulation Act, 1872," and thus to insure the greatest accuracy.

I have the satisfaction of stating that by the amended Act of the last session of Parliament, all returns from the Metalliferous Mines are, in future, to be made to the Inspector of Mines on the 1st day of February; and that arrangements have been made by the Secretary of State for the Home Department, by which these returns will be forwarded to the Mining Record Office, as soon as possible after they have been received from the Inspectors, by the HOME OFFICE.

This will facilitate much of the work of collection in future years. But, as the returns made to the Inspectors are required to give only the quantities of Ore raised, the Keeper of Mining Records will still have to ascertain the *values* of the Ores sold, and the quantities of *Metal* produced from each mine. The conditions of the "Coal Mines Regulation Act, 1872," remain unchanged. Consequently, the coal-owners will be asked still to extend to the Mining Record Office that obliging consideration which they have hitherto shown, and make the usual voluntary return of the produce of their collieries. The collection of returns from all such mineral workings as do not come under the operation of the Mines Regulation Act, from all descriptions of Iron works, from other Metallurgical works, and from the Railways, will remain unchanged. With the same liberal assistance which has been hitherto afforded, I hope the Keeper of Mining Records will in future be enabled to produce the "MINERAL STATISTICS OF THE UNITED KINGDOM" earlier in the year, and continue for that work the position for usefulness which it has now maintained for twenty-seven years.

ANDREW C. RAMSAY,
Director General.

Museum of Practical Geology,
November 30th, 1875.

INTRODUCTION.

GENERAL SUMMARY

of the RETURNS of the MINERAL PRODUCE of the UNITED KINGDOM
for 1874.

Minerals.	Quantities.	Values.
	Tons cwt.	£
COAL - - - -	125,043,257 0	45,849,194
IRON ORE - - - -	14,844,936 10	7,318,169
COPPER ORE - - - -	78,521 0	386,414
TIN ORE - - - -	14,039 7	788,310
LEAD ORE - - - -	76,201 12	1,024,107
ZINC ORE - - - -	16,829 16	48,195
IRON PYRITES - - - -	56,208 3	38,226
ARSENIC - - - -	6,268 9	27,438
MANGANESE - - - -	5,778 1	29,201
OCHRE and UMBER - - - -	7,122 1	9,478
WOLFRAM - - - -	32 15	545
BISMUTH - - - -	---	38
SILVER ORE - - - -	2 10	20
FLUOR SPAR - - - -	684 10	317
CLAYS (Porcelain and Fire Clay) - - - -	2,436,912 0	780,159
SALT - - - -	2,306,567 0	1,158,233
BARTITES - - - -	14,374 0	12,301
COPROLITES, &c. and PHOS- PHORITE - - - -	149,654 0	388,290
GYPSUM - - - -	66,124 0*	33,062
Other EARTHY MINERALS, estimated - - - -	—	3,000
Total Value of the MINERALS produced in 1874 -		57,839,697

METALS obtained from the ORES produced in the UNITED KINGDOM
in 1874.

Minerals.	Quantities.	Values.
		£
GOLD - - - -	385 ozs.	1,540
PIG IRON - - - -	5,991,408 tons.	16,476,372
COPPER - - - -	4,981 "	447,891
TIN - - - -	9,942 "	1,077,712
LEAD - - - -	58,777 "	1,298,468
ZINC - - - -	4,470 "	106,773
SILVER - - - -	509,277 ozs.	127,819
Other METALS (estimated) - - - -	—	3,000
Total Value of METALS produced from the Ores of UNITED KINGDOM - - - - }		19,539,070

* Returned to H.M. Inspector.

**TOTAL VALUE of MINERALS and METALS, COAL, &c., obtained in
the UNITED KINGDOM in 1874.**

METALS, value of, as above	-	-	£19,539,070
COAL	-	-	45,849,194
MINERALS, Earthy, &c., as above	-	-	2,446,049
Total value	-	-	<u>£67,834,313</u>

This shows a decrease in the value of the metals and minerals, produced from the mines of the United Kingdom in 1874, as compared with values given in the returns of 1873, of 2,888,679*l.* This falling off is on the coal and iron.

The falling off in the value of COAL being	-	-	£1,782,086
Do. Do. of PIG IRON	-	-	1,581,367
Do. Do. on other METALS	-	-	288,981

Total *decrease* in the value of COAL and METALS £3,652,434

while there has been an *increase* on the value of the Earthy Minerals of about 764,500*l.*

It appears desirable to state distinctly the sources from which the information contained in this volume has been obtained.

The METALLIFEROUS MINES, other than IRON.—The quantities of the ores produced from the mines of the United Kingdom have been obtained as follows:—

1. From the returns sent to the Metalliferous Mines Inspectors ; but these seldom give either the *quantity of metal in the ore, or the value of the ore returned.*
2. From returns made to the MINING RECORD OFFICE in reply to circulars soliciting returns of the *minerals raised, the value of the ore sold, and the metal contained in the ore.*
3. As it relates to CORNWALL and DEVONSHIRE:—
 - a. From the dues paid to the Stannary Court.
 - b. „ royalties paid on TIN to the Duchy of Cornwall.
 - c. „ Ticketting Papers for Copper Ore.
 - d. For *Tin Streams* and open working, from returns made to MINING RECORD OFFICE.

IRON ORES.—The quantities of Iron Ore raised from mines have been taken from Returns made to the MINING RECORD OFFICE, carefully compared with those sent to the Inspectors of Mines. The Iron Ore from open workings in Northamptonshire and other places, not coming under the Metalliferous Mines Regulation Act, have been obtained by the MINING RECORD OFFICE by direct application to each individual owner.

PIG IRON, &c.—These returns are obtained from the answers sent, in confidence, by the iron-masters to the Keeper of Mining Records.

COAL.—As the individual coal returns cannot, under the “Coal Mines Regulation Act, 1872,” be published, and as the Act states that “no person, except an Inspector or Secretary of State, shall be entitled * * to see the same,” it became necessary that a circular should be sent to every colliery in the United Kingdom, asking for a return, in confidence, of the quantity of Coal raised in 1874. These circulars were very largely replied to by the coal owners, and the questions asked were fully answered. In addition to this the **COAL TRADE ASSOCIATIONS** generally rendered great assistance, and in some cases issued circulars to the members of those Associations, expressing their desire “that the information applied for by “**Mr. ROBERT HUNT** will be promptly and accurately supplied “to that gentleman, so that his future publications may prove “equally valuable as those which are already before the public.” In addition to this the Railways carrying coal from the great coalfields have, at considerable trouble to their officers, furnished this Office with most important information, some of which is published; and the overseers and other authorities have rendered much assistance.

This statement will, it is hoped, sufficiently satisfy every one interested that the utmost care is taken to secure the correctness of the returns in the “**MINERAL STATISTICS.**”

Desiring to test, in every way, the accuracy of the published aggregates of the produce of the coal-producing counties, the following tables showing the quantities of coal sent by railway, by canal, or by sea, from each coal field, in 1873 and 1874, are given.

**RAILWAY and CANAL DISTRIBUTION of COAL in 1873 and 1874.
ENGLAND AND WALES.**

Railways.	1873.	1874.	1874.	
			Increase.	Decrease.
LONDON AND NORTH- WESTERN:	Tons.	Tons.	Tons.	Tons.
From—				
CHESHIRE - - -	95,687	119,044	22,357	—
CUMBERLAND - - -	348,404	266,866	—	81,538
DERBYSHIRE - - -	25,463	30,140	4,677	—
LANCASHIRE - - -	5,415,063	4,906,494	—	508,569
LEICESTERSHIRE - - -	59,169	33,667	—	25,502
SHROPSHIRE - - -	107,680	107,091	—	589
STAFFORDSHIRE - - -	1,055,059	727,700	—	327,359
WALES, NORTH - - -	481,284	464,808	—	16,476
WALES, SOUTH - - -	239,160	439,493	200,333	—
WARWICKSHIRE - - -	248,450	214,124	—	34,326
YORKSHIRE - - -	224,072	232,028	7,956	—
	—	—	235,323	994,359

TOTAL actual decrease, 759,036 tons.

Railways.	1873.	1874.	1874.	
			Increase.	Decrease.
GREAT WESTERN:	Tons.	Tons.	Tons.	Tons.
From—				
RADSTOCK - - -	237,746	204,894	—	32,852
STAFFORDSHIRE - -	487,635	308,187	—	184,448
WALES, NORTH - -	950,746	854,162	—	96,584
WALES, SOUTH - -	4,229,817	3,427,576	—	802,241
	—	—	—	1,116,125

TOTAL decrease, 1,116,125 tons.

MIDLAND:				
From—				
DERBYSHIRE - - -	5,197,550	5,252,740	55,190	—
DURHAM - - -	143,540	171,150	27,610	—
GLOUCESTERSHIRE - -	293,069	224,013	—	69,056
LANCASHIRE - - -	41,045	36,316	—	4,729
LEICESTERSHIRE - - -	1,074,816	1,049,664	—	25,152
NOTTINGHAMSHIRE - -	967,000	1,005,587	38,587	—
STAFFORDSHIRE - - -	46,690	60,590	13,900	—
WALES, SOUTH - - -	36,690	154,876	118,186	—
WARWICKSHIRE - - -	158,799	162,512	3,713	—
YORKSHIRE - - -	1,872,312	1,497,738	—	374,574
	—	—	257,186	473,511

TOTAL actual decrease, 216,325 tons.

GREAT NORTHERN:				
From—				
DERBYSHIRE - - -	441,226	416,202	—	25,024
DURHAM - - -	365,143	341,501	—	23,642
LEICESTERSHIRE - - -	1,773	1,057	—	716
By RETFORD - - -	240,350	184,935	—	55,415
WALES, SOUTH - - -	8,542	11,184	2,642	—
YORKSHIRE, WEST - -	635,097	577,048	—	58,049
Do. SOUTH - - -	862,139	753,162	—	108,977
	—	—	2,642	271,823

TOTAL actual decrease, 269,181 tons.

NORTH-EASTERN:				
From—				
DURHAM, &c. - - -	10,792,279	10,689,847	—	102,432
YORKSHIRE AND LAN- CASHIRE - - -	1,067,651	1,104,775	37,124	—
	—	—	37,124	102,432

TOTAL actual decrease, 65,308 tons.

MANCHESTER, SHEF- FIELD, AND LINCOLN- SHIRE - - -	3,943,231	4,124,579	181,348	—
--	-----------	-----------	---------	---

TOTAL increase, 181,348 tons.

Railways.	1873.	1874.	1874.	
			Increase.	Decrease.
LANCASHIRE AND YORKSHIRE :	Tons.	Tons.	Tons.	Tons.
From—				
LANCASHIRE - -	2,871,805	2,859,742	—	12,063
YORKSHIRE - -	1,870,452	1,756,844	—	113,608
	—	—	—	125,671

TOTAL decrease, 125,671 tons.

NORTH STAFFORDSHIRE and TRENT AND MERSEY	1,443,731	1,464,206	20,475	—
---	-----------	-----------	--------	---

TOTAL increase, 20,475 tons.

TAFF VALE - -	4,527,641	4,352,778	—	174,863
MONMOUTHSHIRE RAIL- WAY AND CANAL -	2,093,002	2,120,700	27,698	—
SWANSEA VALE -	672,873	No return.	—	—
BRECON AND MERTHYR	769,933	Do.	—	—
NEATH AND BRECON -	126,770	164,525	37,755	—
MID WALES -	42,254	38,676	—	3,578
LLYNVI AND OGMORE -	555,262	549,919	—	5,343
MARYPORT AND CAR- LISLE - -	282,787	245,671	—	37,116
	—	—	65,453	220,900

TOTAL actual decrease, 154,447 tons.

SCOTLAND.

CALEDONIAN - -	5,305,060	5,443,525	138,465	—
NORTH BRITISH - -	4,016,351	3,841,856	—	174,495
GLASGOW AND SOUTH- WESTERN - -	2,163,263	2,042,358	—	120,905
	—	—	138,465	295,400

TOTAL actual decrease, 155,935 tons.

CANALS.

GRAND JUNCTION - -	11,195	No return	—	—
BIRMINGHAM - -	4,587,600	4,117,937	—	369,663
BRIDGEWATER - -	481,262	782,113	350,851	—
STAFFORDSHIRE AND WORCESTERSHIRE -	286,380	No return.	—	—
EREWASH VALLEY -	2,046,017	2,026,017	—	14,000
GLOUCESTER AND BERKE- LEY - -	44,790	45,186	396	—
	—	—	351,247	383,666

TOTAL actual decrease, 32,416 tons.

GENERAL STATEMENT of INCREASE or DECREASE in the RAILWAY and CANAL COAL TRAFFIC in 1874, so far as Returns have been received.

Name of Railway.	Increase.	Decrease.
	Tons.	Tons.
ENGLAND AND WALES.		
LONDON AND NORTH-WESTERN - - - -	—	759,086
GREAT WESTERN - - - - -	—	1,116,125
MIDLAND - - - - -	—	216,325
GREAT NORTHERN - - - - -	—	269,181
NORTH-EASTERN - - - - -	—	65,308
MANCHESTER, SHEFFIELD, AND LINCOLN- SHIRE - - - - -	181,348	—
LANCASHIRE AND YORKSHIRE - - - -	—	125,671
NORTH STAFFORDSHIRE - - - - -	20,475	—
TAFF VALE - - - - -	—	174,863
MONMOUTHSHIRE RAILWAY AND CANAL -	27,698	—
BRECON AND MERTHYR - - - - -	—	—
NEATH AND BRECON - - - - -	37,755	—
MID WALES - - - - -	—	3,578
LLYNVI AND OGMORE - - - - -	—	5,343
MARYPORT AND CARLISLE - - - - -	—	37,116
SCOTLAND.		
CALEDONIAN - - - - -	138,465	—
NORTH BRITISH - - - - -	—	174,495
GLASGOW AND SOUTH-WESTERN - - - -	—	120,905
CANALS.		
BIRMINGHAM - - - - -	—	369,663
BRIDGEWATER - - - - -	350,851	—
EREWASH VALLEY - - - - -	—	14,000
GLOUCESTER AND BERKELEY - - - - -	396	—
	756,988	3,451,609
Increase - - - - -	—	756,988
TOTAL actual Decrease of Coal carried by Railway and Canal, so far as returns have been obtained - - - }	- - - }	2,694,621

SHIPMENTS OF COAL IN 1873 AND 1874.

From	1873.	1874.	1874.	
			Increase.	Decrease.
	Tons.	Tons.	Tons.	Tons.
COAL sent COASTWISE - -	10,448,464	9,554,802		
COKE do. - -	20,841	27,247		
PATENT FUEL do. - -	28,680	27,175		
TOTAL - -	10,497,485	9,609,224		898,211
COAL sent to FOREIGN COUNTRIES	12,077,507	13,381,071		
COKE do.	261,649	286,240		
PATENT FUEL do.	278,410	309,894		
TOTAL - -	12,617,566	13,927,205	1,309,639	

In the movement of our Coal we find, therefore, that there has been a *decrease* in the quantities carried during the year 1874—

	Tons.
By RAILWAYS and CANALS of - -	2,694,621
Ship COASTWISE - - - -	898,211
Total - - - -	3,592,832

At the same time there has been on COAL, COKE, and PATENT FUEL sent to FOREIGN COUNTRIES an *increase* of - - - 1,309,639

Therefore the actual total *decrease* in Coal moved from the place of production was - 2,283,193

This decrease is confirmed by the diminished quantity of Coal used in domestic consumption, which in London alone amounted to 400,802 tons; and by the much smaller quantity of Coal which was employed in our Metallurgical operations, as is shown in the following table:—

**COAL used in SMELTING ORES, Refining, Desilverizing, and Manufacture
of METALS, in the United Kingdom.**

—	1873.		1874.			
	ORE Smelted, and Metal obtained.	COAL used.	ORE Smelted, and Metal obtained.	COAL used.	IN-CREASE.	DE-CREASE.
TIN.	Tons.	Tons.	Tons.	Tons.	Tons.	Tons.
ORE, British	14,885	} 42,422	14,039	} 44,950	} 2,528	—
Metal „ -	9,972		9,942			
ORE, Foreign	5,612		4,305			
Metal „ -	7,791		9,218			
COPPER.						
ORE, British	80,188	} 360,195	78,521	} 461,650	} 101,455	—
Metal „ -	5,240		4,981			
ORE, Foreign	*427,315		*490,860			
Metal „ -	20,956		27,894			
LEAD.						
ORE, British	73,400	} 169,540	76,151	} 173,180	} 3,640	—
Metal „ -	56,085		53,754			
ORE, Foreign	11,668		15,060			
Metal „ -	62,563		62,393			
ZINC.						
ORE, British	15,969	} 190,363	16,973	} 157,817	—	} 32,546
Metal „ -	4,470		4,501			
ORE, Foreign	20,031		21,355			
Metal „ -	30,087		22,193			
IRON.						
ORE, British	15,577,499	} 16,718,532	14,854,894	} 15,292,201	—	} 1,426,331
Metal „ -	6,566,451		5,991,408			
ORE, Foreign	1,242,536		1,009,141			
BAR IRON OR MER- CHANT IRON	†5,409,203	18,320,830	5,223,476	18,270,150	—	50,680
TOTAL actual Decrease in the quantity of Coal used in the smelting of Metals in 1874 was						1,401,934

* A considerable quantity of iron pyrites containing but a very small per-centage of copper (p. 24) is included in these quantities.

† This is the quantity of pig iron left for manufacture after the pig iron exported has been deducted from that made.


It remains for me to state that I believe the difference which appears between the returns as given by H. M. INSPECTORS and the MINING RECORD OFFICE arises principally from the impossibility of obtaining the returns uniformly in statute tons.

For the liberal aid which has been given to me in the prosecution of my labours, by all parties connected with our mines or collieries,—with our iron-works and other metallurgies,—with our railways and canals, I feel myself under especial obligations, and I beg to tender individually and collectively my most sincere thanks to all who have aided me in producing the MINERAL STATISTICS.

ROBERT HUNT, F.R.S.,
Keeper of Mining Records.

Mining Record Office,
Museum of Practical Geology,
Jermyn Street, London,
November 1874.

NOTE.—Since the pages 83–84 have been printed off, it has been discovered that the values given to the Red Hæmatite Iron Ores are somewhat high. In several instances the prices given for rich puddling ores were applied in computing the values of the ordinary Red Hæmatites. The total value of the Iron Ores of the United Kingdom will possibly bear a reduction of about four hundred thousand pounds.



TIN.

The PRODUCE of the MINES and STREAM-WORKS, &c., of CORNWALL and DEVONSHIRE according to the Returns obtained from the SMELTERS.

Tin Ore (Black Tin).	Value of Ore.	Metallic Tin.	Value of Tin.
Tons. cwt. qrs. lbs. 14,039 7 1 7	£ s. d. 788,310 0 0	Tons. 9,942	£ s. d. 1,077,712 0 0

The PRODUCE of the MINES and STREAM-WORKS, &c., of CORNWALL and DEVONSHIRE as returned by the Mines to the MINING RECORD OFFICE, to the INSPECTOR OF MINES, to the STANNARY COURT, and to the DUCHY OF CORNWALL.

	No. of Mines, &c.	Quantity of Black Tin.				Value of Black Tin.		Metal produced.	Value of White Tin.	
		Tons.	cwt.	qrs.	lbs.	£	s. d.		Tons.	£
CORNWALL	-									
Western District	26	2,599	4	0	14	139,083	3	6	} 9,724	1,084,081 0 0
West Central District	85	8,852	2	0	3	483,587	19	6		
East Central District	28	985	8	3	17	56,001	3	10		
Eastern District	14	637	18	3	14	32,495	16	3		
DEVONSHIRE	-	10	1,082	20	1	4	10,356	1		
Tin sold in the STONE in both Counties.	23	411	10	0	0*	23,041	15	0		
Tin Streams in both Counties.	19	146	6	1	3	6,794	2	0		
Rivers in ditto.	25	-	-	-	-	1,881	0	0		
	230	14,715	7	1	27	753,241	1	7	9,724	1,084,081 0 0

* From 21,783 tons 3 cwt. 0 qrs. 21 lbs. of Tin Stone.

TIN ORE AND TIN RETURNS.

CORNWALL AND DEVON.

SUMMARY of PRODUCE for each of the Ten Years ending 1874, with the respective VALUES of ORE and TIN and the NUMBER of productive MINES.

Year.	No. of Mines.	Tin Ore.		Metallic Tin.	
		Quantity.	Value.	Quantity.	Value.
		Tons.	£	Tons.	£
1865	156	14,122	782,284	9,038	873,659
1866	145	13,785	667,999	8,822	781,849
1867	117	11,066	549,375	7,296	670,228
1868	109	11,584	641,137	7,703	756,494
1869	117	13,883	889,378	9,356	1,138,488
1870	147	15,234	1,002,357	10,200	1,299,505
1871	145	16,898	1,068,733	11,320	1,556,557
1872*	162	14,266	1,246,135	9,560	1,459,990
1873	215	14,885	1,056,835	9,972	1,329,766
1874	230	14,039	788,310	9,942	1,077,712

* The Stannary returns have been adopted previously to this date. It has been thought advisable to adopt the smelters' return since 1872.

TIN ORE.

HIGHEST and LOWEST PRICES of TIN ORE (Black Tin) per Ton for each Month of the Year 1874.

Months.	Highest.	Lowest.	Months.	Highest.	Lowest.
	£ s. d.	£ s. d.		£ s. d.	£ s. d.
January	72 0 0	66 2 6	July - -	58 0 0	54 5 0
February	64 0 0	53 10 0	August -	56 17 0	52 18 4
March - -	53 15 0	50 15 0	September -	57 10 0	53 0 0
April - -	56 5 0	50 3 6	October -	58 2 6	52 15 0
May - -	58 15 0	58 17 6	November -	58 2 6	51 15 0
June - -	59 7 6	54 8 6	December -	58 2 6	53 5 0

Average price deduced from all the sales, £56 3s. 0d.

The AVERAGE PRICE of TIN ORES (Black Tin) per Ton, deduced from all the Sales in each Year since 1865.

Year.	Per Ton.	Year.	Per Ton.
	£ s. d.		£ s. d.
1865	55 6 0	1870	75 3 0
1866	48 10 9	1871	78 12 6
1867	50 18 0	1872	87 7 0
1868	55 4 0	1873	78 1 0
1869	69 16 0	1874	56 3 0

TIN.

PRICES of COMMON BLOCK TIN during the present Century.

Year.	Price per Ton.	Year.	Price per Ton.
	£		£
1800	92	1851	89
1806	112	1852	90 to 98
1810	145	1853	123 to 127
1811	128	1854	117 to 130
1813	130	1856	129 to 142
1814	150	1857	108 to 146
1815	130		£ s. d.
1816	110	1858 average	119 2 2
1817	92	1859 "	131 18 3
1818	84	1860 "	136 3 1
1819	74	1861 "	122 5 0
1820	72	1862 "	116 0 0
1822	90	1863 "	117 0 0
1823	116 to 184	1864 "	107 1 0
1826	78	1865 "	96 5 0
1828	72	1866 "	88 12 6
1830	74	1867 "	91 17 3
1836	99 to 126	1868 "	98 0 0
1837	88 to 95	1869 "	123 2 0
1840	81	1870 "	127 8 6
1842	67 to 73	1871 "	137 10 0
1843	60 to 64	1872 "	152 15 0
1845	78 to 106	1873 "	133 7 0
1850	81 to 84	1874 "	108 8 0

PRICES of METALLIC (White) TIN (per Ton) in the LONDON MARKET,
being the Average of each Week, for the Year 1874.

For the Week ending	English Blocks.	Banca.	Straits.	Australian.
	£ s. d.	£ s. d.	£ s. d.	£ s. d.
January 2	122 0 0	117 0 0	115 10 0	—
" 9	121 10 0	117 0 0	119 0 0	—
" 16	121 10 0	117 0 0	119 10 0	—
" 23	120 10 0	117 0 0	115 10 0	—
" 30	119 0 0	119 0 0	116 0 0	—
February 6	115 0 0	115 10 0	114 0 0	—
" 13	110 10 0	109 0 0	106 0 0	—
" 20	110 10 0	107 0 0	106 0 0	—
" 27	107 0 0	106 10 0	97 0 0	—
March 6	102 0 0	103 0 0	94 0 0	—
" 13	98 0 0	103 0 0	92 10 0	—
" 20	95 0 0	100 0 0	92 10 0	—
" 27	93 0 0	92 10 0	89 0 0	—
April 3	90 10 0	92 10 0	87 5 0	—
" 10	90 10 0	91 10 0	87 10 0	—
" 17	96 10 0	97 0 0	95 0 0	—
" 24	101 10 0	100 0 0	95 0 0	—
May 1	102 0 0	100 0 0	96 10 0	94 0 0
" 8	104 0 0	101 10 0	101 10 0	97 0 0
" 15	102 0 0	101 0 0	99 0 0	94 10 0
" 22	100 10 0	101 0 0	98 5 0	94 5 0
" 29	100 10 0	101 10 0	98 5 0	94 5 0
June 5	100 10 0	101 0 0	95 5 0	94 5 0
" 12	104 0 0	106 0 0	103 10 0	99 10 0
" 19	104 0 0	104 10 0	101 10 0	97 10 0
" 26	101 10 0	104 10 0	101 10 0	98 10 0
July 3	101 10 0	103 10 0	100 0 0	97 0 0
" 10	99 10 0	102 10 0	99 10 0	96 0 0
" 17	97 10 0	99 0 0	96 10 0	95 0 0
" 24	97 10 0	99 0 0	95 0 0	93 10 0
" 31	97 10 0	97 0 0	95 10 0	93 10 0
August 7	96 10 0	97 0 0	93 10 0	91 10 0
" 14	96 10 0	99 10 0	94 10 0	91 10 0
" 21	98 0 0	100 10 0	93 10 0	91 10 0
" 28	96 0 0	98 10 0	90 10 0	89 10 0
September 4	96 0 0	99 10 0	92 10 0	91 0 0
" 11	95 10 0	99 10 0	92 15 0	91 0 0
" 18	98 0 0	100 10 0	92 15 0	91 10 0
" 25	97 10 0	100 10 0	92 15 0	90 10 0
October 2	96 10 0	97 10 0	90 10 0	89 5 0
" 9	96 10 0	97 10 0	90 10 0	89 0 0
" 16	97 10 0	97 10 0	93 0 0	90 10 0
" 23	97 10 0	97 10 0	92 5 0	90 10 0
" 30	97 10 0	97 10 0	92 10 0	90 15 0
November 6	98 0 0	99 0 0	94 10 0	93 10 0
" 13	100 10 0	101 0 0	94 10 0	94 10 0
" 20	100 10 0	101 0 0	93 0 0	92 5 0
" 27	100 0 0	101 10 0	93 10 0	92 15 0
December 4	99 0 0	101 15 0	93 0 0	92 0 0
" 11	98 10 0	100 10 0	92 10 0	91 10 0
" 18	98 10 0	100 10 0	94 0 0	92 10 0
" 24	98 10 0	100 10 0	94 0 0	92 10 0
Mean Price	108 8 0	103 0 0	90 8 0	92 0 0
Highest "	122 0 0	119 0 0	119 10 0	99 10 0
Lowest "	90 10 0	91 10 0	87 5 0	89 0 0

RETURNS made from the TIN MINES of CORNWALL and DEVONSHIRE to THE MINING RECORD OFFICE, to H.M. INSPECTOR OF MINES, and to THE STANNARY COURT.

CORNWALL.

The Quantities and Values in Italics are Estimated.

No.	Names of Mines.	Quantities.				Value.		
		Tons.	cwts.	qrs.	lbs.	£	s.	d.
WESTERN DISTRICT.	1 Argus Huel - - - -	6	9	0	10	363	4	0
	2 Balleswidden* - - - -	3	0	0	0	126	0	0
	3 Balleswidden East - - - -	3	13	2	3	157	10	0
	4 Boscaswell East - - - -	10	18	3	12	532	14	10
	5 Boscaswell Downs - - - -	65	0	0	0	3,404	0	0
	6 Botallack and Carnyorth† - - - -	401	10	0	15	22,717	8	9
	7 Carn-Galver - - - -	38	8	3	3	1,795	8	2
	8 Cunning Huel United‡ - - - -	77	16	2	22	4,150	14	7
	9 Ding Dong - - - -	268	3	0	8	15,206	12	6
	10 Hermon Huel - - - -	7	0	2	14	350	0	0
	11 Levant - - - -	150	2	3	20	8,024	4	6
	12 Levant North - - - -	126	16	3	1	708	6	0
	13 Margaret Huel - - - -	106	9	2	23	5,409	6	7
	14 Margaret Ann - - - -	1	1	0	12	48	0	0
	15 Mary Huel - - - -	176	17	1	0	9,940	15	2
	16 Morvah Consols - - - -	5	17	1	13	328	10	0
	17 Owles Huel - - - -	208	0	0	0	13,520	0	0
	18 Polpeor (late Huel Kitty) - - - -	109	1	0	25	6,065	15	0
	19 Providence - - - -	187	16	1	16	11,002	8	3
	20 Rosewall Hill and Ransome United - - - -	131	0	3	11	7,487	15	4
	21 St. Ives Consols - - - -	138	6	1	10	7,499	9	0
	22 St. Just Amalgamated - - - -	151	12	3	8	9,009	2	6
	23 Spearn Moor§ - - - -	94	9	1	17	4,797	1	0
	24 Trelyon Consols - - - -	13	12	0	22	729	3	0
	25 Trencrom - - - -	107	14	0	9	5,321	14	4
	26 Treveagan, Great - - - -	8	15	3	20	393	0	0
Total of Western District - - - -		2,599	4	0	14	139,083	3	6
WEST CENTRAL DISTRICT.	1 Balmynheer - - - -	10	18	1	16	570	7	11
	2 Basset Huel - - - -	310	18	3	26	17,199	10	1
	3 Basset East Huel - - - -	12	7	3	26	744	2	9
	4 Basset and Grylls - - - -	135	11	0	16	6,775	13	2
	5 Basset West - - - -	300	12	1	0	13,527	0	0
	6 Blencowe - - - -	4	19	0	13	311	12	4
	7 Blue Hills - - - -	66	4	0	0	3,671	1	7
	8 Bosworgey - - - -	10	4	0	3	582	0	10
	9 Budnic Consols - - - -	2	6	0	19	130	0	0
	10 Buller Huel - - - -	2	19	1	23	108	15	10
	11 Busy Great Huel - - - -	1	11	3	9	75	5	4
	12 Calvadnack - - - -	17	5	1	16	792	0	0
	13 Carn Brea - - - -	652	9	0	16	37,780	2	10
	14 Carn Brea South - - - -	119	7	3	12	6,486	9	11
	15 Clifford Amalgamated - - - -	19	0	0	10	907	19	8
	16 Coates Huel - - - -	20	5	3	20	1,126	18	4
	17 Coit Huel - - - -	13	2	0	18	585	10	0
Carried forward - - - -		1,699	16	3	19	91,374	10	7

* Working surface only.

† In 1873 the value given should have been 27,392l. 3s. 0d.

‡ Formerly Bosweddon and Huel Castle.

§ Spearn Consols united with Spearn Moor.

No.	Names of Mines.	Quantities.			Value.		
		Tons.	cwts.	qrs. lbs.	£	s.	d.
	Brought forward - - -	1,699	16	3 19	91,374	10	7
WEST	Coit Huel Stamps - - -	26	15	0 23	1,820	13	2
CENTRAL	Comford Huel - - -	19	12	3 0	975	0	0
DISTRICT—	Condurrow South - - -	475	6	3 10	26,896	6	8
cont.	Cook's Kitchen - - -	239	18	8 15	14,069	13	0
	Creegbraws United - - -	31	15	2 22	1,612	0	0
	Crenver and Abraham - - -	38	14	1 10	1,637	0	0
	Croftly North Huel - - -	50	19	0 19	2,861	0	0
	Croftly South Huel - - -	180	6	3 7	8,624	16	8
	Dolcoath - - -	1,120	19	1 26	65,558	16	5
	Florence Consols - - -	43	7	2 14	2,541	13	2
	Fortune Great Huel - - -	18	1	1 6	952	0	0
	Frances South Huel - - -	97	5	3 9	5,848	7	6
	Frances West Huel - - -	275	18	8 1	13,676	16	9
	Friendly Huel - - -	4	8	0 6	207	10	0
	Godolphin West - - -	110	18	3 0	6,275	12	0
	Gorland West Huel - - -	22	19	1 8	1,288	10	0
	Great Work Consols - - -	56	0	2 13	3,389	7	0
	Great Work South - - -	38	10	3 0	1,493	0	0
	Great Work West - - -	14	4	2 0	739	0	0
	Grenville Huel - - -	123	8	2 8	6,941	18	2
	Grenville East Huel - - -	25	3	3 11	1,380	16	4
	Jane Huel - - -	249	14	3 26	14,255	18	3
	Jane, North - - -	0	16	1 19	25	0	0
	Killefreh - - -	20	4	1 23	1,168	10	7
	Kitty Huel (St. Agnes) - - -	197	19	1 7	11,515	6	4
	Lovell East Huel - - -	140	0	0 18	8,193	12	3
	Lovell Great Huel - - -	9	4	3 8	522	12	1
	Lovell New Huel - - -	10	15	3 13	624	14	1
	Lovell, North - - -	2	0	0 11	113	15	2
	Lovell, The - - -	57	1	0 10	3,232	14	9
	Medlyn Moor - - -	1	12	1 14	92	19	4
	Metal North and Harriet - - -	0	10	0 0	21	0	0
	New Consols - - -	51	14	2 4	2,632	8	6
	Osborne Huel - - -	1	14	0 1	110	9	9
	Parbola - - -	60	16	2 9	2,745	0	0
	Pednandrea United - - -	349	15	0 20	21,290	0	0
	Penhalls - - -	229	0	0 0	13,193	18	10
	Perran Consols - - -	18	19	3 5	855	9	6
	Peavor Huel - - -	50	1	2 20	2,527	0	6
	Penberthy Consols - - -	27	4	2 10	1,211	10	0
	Penstruthal - - -	36	17	2 26	2,069	10	0
	Prudence Huel - - -	0	7	3 0	14	4	2
	Polberro - - -	52	8	1 1	2,900	8	4
	Polbreen - - -	5	14	3 14	343	0	0
	Poldice, The - - -	20	12	0 21	1,111	17	11
	Poldice West - - -	38	14	0 16	2,273	19	3
	Polrose - - -	61	3	1 17	3,257	11	8
	Pool East - - -	419	18	0 9	19,392	14	11
	Polpeor - - -	106	8	1 22	5,886	19	6
	Rosewarne New - - -	41	14	0 25	2,496	4	10
	Rosewarne New West - - -	9	18	1 18	611	18	0
	Rosewarne United - - -	32	9	3 0	1,432	10	0
	Roskear North - - -	30	18	3 14	1,875	7	1
	Roskear South - - -	18	2	3 0	975	0	0
	St. Agnes Consols - - -	10	11	0 2	337	14	0
	Scorrier Consols - - -	6	17	2 10	338	14	7
	Seaton Huel - - -	68	10	3 8	3,868	14	2
	Seaton West Huel - - -	177	9	2 0	9,874	18	10
	St. Aubyn United - - -	25	0	1 0	1,277	3	9
	Tincroft - - -	685	17	1 17	38,349	19	9
	Tremenhere - - -	21	9	3 13	1,078	16	10
	Treleigh Wood - - -	116	4	1 18	5,910	11	6
	Carried forward - - -	8,179	17	2 24	449,614	6	5

No.	Names of Mines.	Quantities.			Value.		
		Tons.	cwts.	qrs. lbs.	£	s.	d.
	Brought forward - - -				449,614	6	5
WEST	80 Treskerby North - - -	5	9	0	289	12	2
CENTRAL	81 Trevaunance - - -	18	18	1	855	0	0
DISTRICT—	82 Trumpet Consols - - -	184	5	3	8,208	1	5
cont.	83 Uny Huel - - -	320	2	3	17,827	2	0
	84 Unity Wood Huel - - -	90	0	3	2,414	17	10
	85 Vor Great Huel - - -	83	10	1	4,428	19	8
	Total - - -	8,852	2	0	483,587	19	6
EAST	1 Belowda Hill - - -	4	11	1	283	0	7
CENTRAL	2 Boscoppa - - -	1	18	1	101	6	7
DISTRICT.	3 Bunnie Huel - - -	4	0	0	180	0	0
	4 Burney House - - -	8	0	3	362	11	0
	5 Carolaze - - -	4	17	3	281	15	9
	6 Charlestown United - - -	120	13	2	6,887	3	11
	7 Cornubia - - -	6	3	0	273	5	0
	8 Eliza Huel Consols - - -	221	7	3	12,629	0	2
	9 Eliza West Huel - - -	8	8	2	477	6	4
	10 Fortescue - - -	3	17	1	176	15	0
	11 Gover Mine - - -	6	8	2	375	5	11
	12 Kerrow Moor - - -	3	9	2	199	16	7
	13 Leeds and St. Aubyn - - -	6	1	3	415	19	8
	14 Mary Huel (St. Dennis) - - -	3	19	3	161	15	9
	15 Minear Downs - - -	38	5	0	1,995	14	10
	16 Mulberry Hill - - -	60	5	0	3,276	15	9
	17 Mulberry East - - -	4	0	0	180	0	0
	18 New St. Blazey - - -	2	1	1	95	10	0
	19 Park of Mines - - -	231	18	2	13,744	15	5
	20 Pembroke New - - -	144	12	3	8,366	1	0
	21 Polgooth Great - - -	22	3	3	995	10	0
	22 Polgooth United - - -	3	17	3	180	10	6
	23 Prosper and Michell - - -	11	6	0	621	18	9
	24 St. Stephen's Tin and Copper - - -	16	18	3	988	9	5
	25 Tregagle - - -	7	16	0	705	0	0
	26 Tregoss - - -	0	17	3	50	0	0
	27 Tretoil - - -	12	5	0	625	0	0
	28 Treworlis - - -	25	14	0	1,378	15	11
	Total - - -	985	8	3	56,001	3	10
EASTERN	1 Arthur Huel - - -	5	7	0	269	7	2
DISTRICT.	2 Drake Walls - - -	181	2	1	6,575	0	0
	3 Emmens United (Redmoor) - - -	1	17	0	98	6	5
	4 Hawkmoor West - - -	3	12	3	207	0	7
	5 Hobb's Hill - - -	12	5	0	547	15	0
	6 Kit Hill South - - -	4	14	2	209	12	3
	7 Kit Hill United - - -	4	14	2	209	12	3
	8 Marke Valley - - -	1	10	2	73	19	2
	9 New Great Consols - - -	50	14	1	2,632	8	6
	10 Phoenix - - -	312	7	1	16,012	12	2
	11 Phoenix West - - -	85	3	1	4,452	11	1
	12 Phoenix South - - -	5	12	1	249	4	2
	13 Prince of Wales - - -	3	17	1	190	4	7
	14 Vincent Huel - - -	15	5	2	768	2	11
	Total - - -	637	18	3	32,495	16	3

DEVONSHIRE.

No.	Names of Mines.	Quantities.				Value.		
		Tons.	cwts.	qrs.	lbs.	£	s.	d.
1	Bedford United	953	9	0	0	3,442	7	1
2	Birch Tor New	22	15	1	1	1,039	0	0
3	Bottle Hill Old	4	16	3	24	256	5	0
4	Furze Hill	53	15	0	0	3,031	12	3
5	Gem	1	11	3	20	87	16	1
6	Gobbet	1	10	1	20	85	0	0
7	Hutchings Mary Huel	22	2	1	27	1,310	7	5
8	Maria and Fortescue West	1	1	3	4	47	0	0
9	White Works (<i>Lidford</i>)	18	0	0	0	820	0	0
10	Vitifer, East	4	0	1	20	236	13	8
	Total	1,082	20	1	4	10,356	1	6

MINES which have sold their Produce (TIN STUFF) in the Stone.
The *Black Tin* has not been separated from the *gangue*.

No.	Names of Mines.	Quantities.				Value.		
		Tons.	cwts.	qrs.	lbs.	£	s.	d.
1	Bassett West	12,271	19	2	0*	15,600	0	0
2	Bosworgey	75	10	0	0	152	3	5
3	Britain Huel	274	11	0	0	404	15	0
4	Buller Huel	71	5	2	0	214	9	9
5	Busy Great Huel	124	19	2	0	84	11	9
6	Busy North Huel United	50	1	0	0	22	6	0
7	Calvadnack	11	19	0	0	63	2	0
8	Cathedral	2	3	3	0	9	8	6
9	Comford Huel	94	16	0	0	55	10	0
10	Creegbraws and Penkivill	91	19	1	0	165	4	0
11	Dolcoath New	164	13	3	0	67	18	0
12	Gambler Huel	910	8	3	0	104	18	6
13	Grenville East	25	3	3	11	32	0	0
14	Jane, North	3	1	2	0	22	3	4
15	Jane West Huel	3,672	15	0	0	1,150	0	0
16	Jewell West Huel	39	13	0	0	156	5	3
17	Killefretth	394	9	3	0	921	15	0
18	Lucy Huel	10	0	0	0	37	10	0
19	Maria Huel	128	2	0	0	91	13	6
20	Mitchell Huel	56	0	0	0	56	19	10
21	Nangiles	400	0	0	0	145	0	0
22	Osborne Huel	10	0	0	0	15	0	0
23	Peevor Huel	933	0	2	0	1,539	7	6
24	Perseverance	154	3	2	0	115	0	0
25	Poldice West	64	7	3	0	150	0	0
26	Prussia Huel, Redruth	432	2	2	0	275	10	0
27	Rosewarne North	2	6	3	0	7	9	7
28	Rosewarne United	32	9	3	0	24	7	5
29	Roskear West	84	19	1	0	64	19	0
30	Rocks and Goonbarrow	100	0	0	0	145	6	0
31	Rose United	41	19	2	0	19	0	6
32	Seton East Huel	50	0	0	0	27	16	0
33	St. Agnes Consols	50	0	0	0	92	0	0
34	St. Aubyn United	226	0	0	0	149	15	2
35	Tamping Quarry	120	0	0	0	90	0	0
36	Trebarvah	18	0	0	10	27	15	0
37	Treleigh Wood United	42	6	3	0	23	11	0
38	Tresavean	388	7	3	0	592	4	0
39	Sundry small quantities of BLACK TIN obtained from the waste heaps of abandoned mines, and sold in "the stone" (<i>Estimated</i>)	150	0	0	0	125	0	0
23†	Total	21,783	3	0	21	23,041	15	0

* Black Tin 390 tons.

† Mines not previously named.

STREAM WORKS, RIVERS, and FORESHORES from which Black Tin has been obtained making returns to the STANNARY COURT, to the DUCHY OF CORNWALL, or to the MINING RECORD OFFICE.

No.	Names of Streams.	Quantities.				Value.		
		Tons. cwts. qrs. lbs.				£	s.	d.
1	Bushorne's Stream - - - -	6	8	0	10	285	5	2
2	Cligga Porth - - - -	0	1	3	5	6	3	10
3	Darley Leat - - - -	6	9	2	1	336	14	7
4	Excelsior Stream - - - -	4	8	3	14	203	14	9
5	Helston Stream - - - -	4	14	0	0	256	0	0
6	Letcha Foreshore - - - -	0	19	2	19	60	4	9
7	Looe Pool Stream - - - -	4	14	3	7	178	13	8
8	Menadarva Stream - - - -	9	13	3	11	434	18	2
9	Mill Tin Stream - - - -	4	12	1	25	202	12	0
10	Nancemellin Streams - - - -	3	15	3	5	178	16	6
11	Restrongnet Stream - - - -	16	11	1	10	747	10	0
12	Red River (Josiah Rogers) - - - -	4	12	3	17	179	0	0
13	Red River (Wm. Bond) - - - -	10	5	1	10	428	2	8
14	Red River (Edw. Dunn) - - - -	1	2	0	9	60	14	4
15	Roscroggan Stream - - - -	18	13	0	18	771	2	0
16	River between Goonlaze and Ty Tyas	0	5	0	13	14	2	0
17	Tolvadden Stream - - - -	47	4	3	18	2,218	3	2
18	Trevaunance Stream - - - -	4	12	0	9	218	1	7
19	Trevellas Beach - - - -	0	9	2	8	19	2	10
	Total - - - -	146	6	1	8	6,794	2	0

RED RIVER AND OTHER RIVERS.

Value of Tin obtained.

In CAMBORNE :—

No.	Proprietors.	Value.		
		£	s.	d.
1	Clymo and Treloar - - - -	18	0	0
2	Excelsior Company - - - -	25	0	0
3	William Goldsworthy, Tolvadden	29	0	0
4	Richard Perry, Rosewarne - - - -	220	0	0
5	R. S. Evans, Menadarva - - - -	45	0	0
6	Evans and Dale, Menadarva - - - -	19	0	0
7	Rescadinick Stream Company - - - -	417	0	0
8	Trevarnoe Stream Company - - - -	135	0	0
9	Joseph Jewell, Blowing-house - - - -	94	0	0
10	Gilbert Chappel, Kieve Mills - - - -	79	0	0
11	Magor Coombe Tin Stream Company - - - -	132	0	0
12	South Nancemellin Stream Company - - - -	16	0	0
13	Entral Tin Stream Company - - - -	15	0	0
14	Gwithian Beach—Captain Williams - - - -	158	0	0
	Total in CAMBORNE - - - -	1,397	0	0

RED and other RIVERS—*continued.*

In ILLOGAN :—

No.	Proprietors.	Value.
1	John Hocking, Portreath	£ 3 0 0
2	Richard Pearce, Pool	8 0 0
3	Stephen Evans & Co., Portreath	6 0 0
4	Joseph Jewell & Co., Manadarva	27 0 0
5	John Winn & Co., Harris's Mill	82 0 0
6	Fox, Penberthy, and Co.	16 0 0
7	James Evans, Whitefield	159 0 0
8	John Dawe, Bridge	168 0 0
9	Bracket Company	5 0 0
10	C. Harris	3 0 0
11	Bridge Company	7 0 0
Total in ILLOGAN		484 0 0

	Tons. cwt. qrs. lbs.	£ s. d.
RED RIVER Royalties to G. L. BASSET, Esq., of Tehidy, <i>Estimated</i> from the returns of 1873	500 5 2 0	2,581 11 5
Royalties to Mr. BASSET from other Rivers and Streams, Ditto	32 6 2 18	880 0 0
Royalties on the RED RIVER belonging to the Honble. Mr. FORTESCUE, Sir RICHARD VIVYAN, Bart., and others; also from some Stream Works (<i>Esti- mated</i>)	200 0 0 0	1,500 0 0

1874.

DUCHY OF CORNWALL.

QUANTITY and VALUE of TIN ORE raised in CORNWALL upon which
DUES were paid to the DUKE OF CORNWALL.

Names of Mines and Streams.	Quantity.				Amount realized.		
	Tons.	cwts.	qrs.	lbs.	£	s.	d.
1. Phoenix - - - -	405	19	2	25	21,922	10	5
2. South Phoenix - - - -	10	5	2	9	586	13	10
3. West Phoenix - - - -	88	8	3	9	4,774	15	0
4. Darley Leat - - - -	6	9	2	1	336	14	7
5. Kit Hill United - - - -	4	14	2	27	209	12	3
6. New Great Consols - - - -	138	18	3	24	8,232	14	11
7. Wheal Prudence - - - -	0	7	3	0	14	4	2
8. Polberro Consols - - - -	66	14	1	16	3,996	14	8
9. Scorrier Consols - - - -	6	17	2	10	338	14	7
10. River between Goonlase and Ty Tyas - - - -	0	5	0	13	14	2	0
11. Clegga or Cligga Porth - - - -	0	1	3	5	6	3	10
12. Wheal Coit and Wheal Friendly } Stamping Mills - - - - }	17	11	0	24	903	18	9
13. Blue Hills - - - -	70	5	2	2	4,200	10	1
14. Drakewalls - - - -	87	8	1	21	4,818	19	6
15. Wheal Arthur - - - -	5	7	0	1	269	7	2
16. Hawkmooor or West Hawkmooor - - - -	8	12	3	23	207	0	7
17. Prince of Wales - - - -	8	17	1	20	190	4	7
18. Charlestown United Mines - - - -	109	18	3	21	6,659	8	11
19. Trowolis - - - -	25	14	0	17	1,373	15	11
20. Galidna or North Lovell - - - -	1	12	1	8	110	17	0
21. Looe Pool Stream Grant - - - -	2	0	1	7	70	11	0
22. New or South Wheal Lovell - - - -	17	14	1	1	1,115	7	4
23. Helston Stream Works - - - -	4	14	0	0	256	0	0
24. East Wheal Lovell - - - -	92	2	0	21	5,516	5	7
25. Trumpet Consols - - - -	44	19	0	9	3,089	16	6
26. Balmyrbeer - - - -	95	15	1	20	6,818	12	0
27. Trevaunance Stream - - - -	4	12	0	9	218	1	7
28. Letcha Foreshore - - - -	0	19	2	19	60	4	9
29. Trevellas Beach - - - -	0	9	2	8	19	2	10
30. St. Just Amalgamated - - - -	32	3	1	0	2,022	1	10
FROM THE CROWN.							
31. Wheal Castle - - - -	154	16	1	18	1,988	5	0
32. Botallack - - - -	19	10	3	5	1,507	16	11
Total -	1,524	3	3	24	81,349	8	1

DUTCH TIN TRADE.

The QUANTITIES of TIN SOLD and the PRICES REALIZED since 1857.

				Per Ton.
1857	- 190,559 Slabs sold at 82½ Flos. per 50 Kilog.*	=	140l.	10s.
1858	- 190,842 " " 68½ " "	=	116l.	0s.
1859	- 189,128 " " 88½ " "	=	141l.	0s.
1860	- 151,513 " " 79½ " "	=	136l.	0s.
1861	- 149,188 " " 69 " "	=	118l.	5s.
1862	- 155,193 " " 67½ " "	=	115l.	10s.
1863	- 119,092 " " 76 " "	=	130l.	0s.
1864	- 146,921 " " 61½ " "	=	106l.	0s.
1865	- 167,800 " " 56 " "	=	95l.	10s.
1866	- 111,800 March sale " 49½ " "	=	87l.	10s.
"	- 109,300 Sept. sale " 46 " "	=	81l.	10s.
1867	- 69,400 March sale " 54 " "	=	94l.	10s.
"	- 71,000 Sept. sale " 54½ " "	=	95l.	0s.
1868	- 51,100 March sale			
	10,500 sold at 55 " "	=	95l.	10s.
	remainder withdrawn.			
"	- 90,300 Sept. sale " 54½ " "	=	94l.	10s.
	including 40,600 withdrawn in March.			
1869	- 49,500 March sale " 82½ " "	=	142l.	
"	- 61,300 Sept. sale " 74 " "	=	128l.	10s.
1870	- 76,800 March sale " 72½ " "	=	126l.	10s.
"	- 80,000 Sept. sale " 75½ " "	=	130l.	
1871	- 80,791 March sale " 75 " "	=	129l.	
"	- 83,300 Sept. sale " 78½ " "	=	136l.	
1872	- 52,800 March sale " 96½ " "	=	165l.	
"	- 46,500 Sept. sale " 92½ " "	=	156l.	
1873	- 75,200 March sale " 85 " "	=	145l.	
"	- 30,000 Sept. sale " 75 " "	=	128l.	
"	- 30,000 Novr. sale " 67½ " "	=	115l.	
1874	- 20,800 Jany. sale " 70½ " "	=	120l.	10s.
"	- 19,400 March sale " 55½ " "	=	96l.	
"	- 23,300 May sale " 57½ " "	=	99l.	10s.
"	- 22,100 July sale " 56½ " "	=	97l.	15s.
"	- 22,300 Sept. sale " 56½ " "	=	98l.	
"	- 20,100 Nov. sale " 58½ " "	=	102l.	
1875	- 22,600 Jany. sale " 56 " "	=	98l.	
"	- 22,800 March sale " 52½ " "	=	91l.	

* 50½ Kilogrammes are equal to an English Cwt., or 1,015 Kilogrammes are equal to an English Statute Ton.

PRODUCTION of the DUTCH TIN MINES since 1855.

	BANCA.*		BILLITON, estimated.	
	Slabs.	Tons.	Slabs.	Tons.
1855 -	128,256	= 4,233	2,734	= 97
1856 -	201,317	6,643	6,714	238
1857 -	149,336	4,928	3,674	130
1858 -	192,950	6,367	9,014	320
1859 -	181,968	6,005	4,620	164
1860 -	165,620	5,465	8,000	284
1861 -	173,008	5,709	13,018	462
1862 -	141,770	4,678	10,182	361
1863 -	191,963	6,334	20,636	732
1864 -	161,916	5,343	22,380	794
1865 -	138,012	4,554	30,000	1,065
1866 -	158,626	5,234	33,000	1,171
1867 -	140,570	4,639	65,940	2,341
1868 -	120,000	3,960	60,600	2,151
1869 -	135,868	4,483	68,291	2,424
1870 -	146,000	4,672	89,283	2,858
1871 -	134,906	4,320	99,700	3,190
1872 -	136,000	4,352	108,000	3,456
1873 -	126,000	4,480	102,000	3,264
1874 -	154,000	4,930	126,000	4,032

* 1,000 Banca slabs weigh about 32 tons; the average weight of 1,000 slabs Straits tin being from 35 to 40 tons. The weight of the Billiton slabs is the same as the Banca.

The DELIVERIES of BANCA TIN in HOLLAND for the last five years were as follows :—

Months.	For the Year ending April 1875.	For the Year ending April 1874.	For the Year ending April 1873.	For the Year ending April 1872.	For the Year ending April 1871.
	Slabs.	Slabs.	Slabs.	Slabs.	Slabs.
May -	4,400	16,800	7,029	15,693	12,800
June -	13,379	11,467	11,946	18,300	12,626
July -	7,549	9,000	7,400	12,400	7,230
August -	18,382	6,400	6,211	7,342	4,193
September-	4,976	7,800	7,471	9,000	6,226
October -	13,655	21,369	15,400	27,800	23,499
November-	8,400	7,889	6,060	39,017	17,212
December -	10,454	25,435	4,600	17,805	16,939
January -	5,756	6,258	6,201	9,695	10,400
February -	9,228	12,025	7,100	6,000	11,400
March -	12,775	16,694	9,400	6,200	7,500
April -	13,116	15,881	21,151	10,943	24,150
Total -	122,070	157,018	109,969	180,195	153,675

The old stock on the 30th April 1874
in Holland was - - - 9,000 slabs = 288 tons.

The Dutch sale on 29 May 1874 was	23,300	" =	746	"
" " 29 July " "	22,100	" =	707	"
" " 29 Sept. " "	22,300	" =	714	"
" " 26 Nov. " "	20,100	" =	643	"
" " 27 Jan. 1875 " "	22,600	" =	723	"
" " 31 Mar. " "	22,800	" =	729	"
	<u>142,200</u>	" =	<u>4,550</u>	"

From which deduct quantity Delivered between 1 May 1874 and 1 May 1875 - - -	122,070	" =	3,906	"
	<u>20,130</u>		<u>644</u>	

And add				
Estimated quantity for coming sales -	140,000	" =	4,480	"
Available for year ending April 1876 -	<u>160,130</u>	" =	<u>5,124</u>	"

PRICES of TIN and TIN PLATES in LONDON and Stock of FOREIGN TIN, 1874.

Months.	Banca Tin.	Straits Tin.	English Refined Tin.	Charcoal Tin Plates, 1 c.	Coke Tin Plates, 1 c.	Stock of Foreign Tin.
	<i>s. d.</i>	<i>s. d.</i>	<i>s. d.</i>	<i>£ s. d.</i>	<i>£ s. d.</i>	Tons.
January 1st	118 6	119 0	123 0	1 18 6	1 10 0	2,110
February "	115 6	112 6	117 0	1 18 6	1 10 0	2,366
March "	108 6	95 6	105 0	1 18 6	1 10 0	2,187
April "	91 6	88 6	93 6	1 17 6	1 10 0	1,967
May "	99 0	99 0	104 6	1 17 6	1 10 6	2,580
June "	103 6	101 9	105 0	1 17 6	1 10 6	2,383
July "	109 6	100 9	104 0	1 17 6	1 10 6	2,528
August "	97 9	93 9	100 0	1 17 0	1 9 6	2,401
September "	99 6	92 10	98 0	1 17 0	1 9 6	2,765
October "	97 6	92 0	98 0	1 17 0	1 9 6	2,658
November "	99 6	93 3	100 0	1 17 0	1 9 6	2,952
December "	99 6	93 3	100 6	1 17 0	1 9 6	2,700
Average -	102 5	98 6	104 0	1 17 6	1 9 11	2,464

AVERAGE PRICES of TIN and TIN PLATES in LONDON since 1857, and the Mean Average of the Stocks of FOREIGN TIN in each Year.

Years.	Banca Tin.	Straits Tin.	English Refined Tin.	Charcoal Tin Plates, 1 c.	Coke Tin Plates, 1 c.	Stock of Foreign Tin.
	<i>s. d.</i>	<i>s. d.</i>	<i>s. d.</i>	<i>s. d.</i>	<i>s. d.</i>	Tons. cwt.
1857	140 7	137 0	141 5	40 0	33 1	563 11
1858	117 7	116 0	122 10	32 11	26 3	831 3
1859	136 1	132 7	136 7	32 4	26 3	713 6
1860	136 6	131 3	138 8	31 6	25 10	827 5
1861	122 9	119 3	124 9	29 9	23 3	785 13
1862	120 5	116	120 0	28 5	23 3	1,735 8
1863	124 2	120 6	122 0	29 1	23 7	2,475 8
1864	107 8	106 1	111 3	30 4	26 4	2,970 0
1865	95 10	92 5	98 7	29 10	24 5	3,287 11
1866	85 2	82 6	92 4	33 2	27 9	3,149 8
1867	91 7	88 0	93 5	31 3	25 0	2,565 11
1868	95 2	93 8	99 7	27 1	21 8	1,755 5
1869	128 6	126 3	129 9	28 3	23 10	1,516 8
1870	126 8	124 2	129 8	28 10	24 1	1,137 13
1871	135 2	133 6	139 4	29 8	25 6	992 8
1872	153 0	145 11½	155 1½	42 1½	36 10	1,759 15
1873	135 3	133 3	137 9	42 1	34 1	1,507 0
1874	102 5	98 6	104 0	37 6	29 11	2,464 0

TIN ORE AND TIN RETURNS, 1874.

STATISTICS OF FOREIGN TIN FROM THE SPRING SALE, 1866, TO THE PRESENT TIME, 1875.

Years.	April.	May.	June.	July.	August.	September.	October.	November.	December.	January.	February.	March.	Years.
1866. Tin in stock - Do. on the way	Tons. 9,090 4,141	Tons. 8,680 3,548	Tons. 7,618 4,941	Tons. 7,096 4,500	Tons. 6,860 3,788	Tons. 6,748 3,966	Tons. 6,858 3,797	Tons. 6,997 3,118	Tons. 6,489 3,886	Tons. 6,164 3,668	Tons. 7,370 3,586	Tons. 7,044 4,088	1867.
1867. Tin in stock - Do. on the way	Tons. 8,798 3,884	Tons. 8,575 3,618	Tons. 7,948 4,367	Tons. 7,537 4,331	Tons. 6,868 4,488	Tons. 6,680 4,948	Tons. 6,678 4,879	Tons. 6,818 3,601	Tons. 8,070 3,941	Tons. 7,409 3,604	Tons. 7,359 3,168	Tons. 6,685 3,569	1868.
1868. Tin in stock - Do. on the way	Tons. 6,096 4,468	Tons. 5,774 4,006	Tons. 5,688 4,851	Tons. 4,996 5,483	Tons. 4,970 5,680	Tons. 4,515 5,783	Tons. 7,497 3,574	Tons. 6,508 3,185	Tons. 5,686 3,614	Tons. 4,913 3,147	Tons. 4,113 3,547	Tons. 3,918 3,668	1869.
1869. Tin in stock - Do. on the way	Tons. 5,379 3,608	Tons. 4,817 3,706	Tons. 4,912 3,144	Tons. 4,986 3,360	Tons. 4,608 4,006	Tons. 4,107 4,976	Tons. 6,144 3,944	Tons. 5,448 3,611	Tons. 4,817 3,944	Tons. 4,188 4,006	Tons. 3,740 3,371	Tons. 3,899 3,940	1870.
1870. Tin in stock - Do. on the way	Tons. 4,073 3,423	Tons. 4,066 3,533	Tons. 4,006 4,356	Tons. 3,471 4,536	Tons. 3,010 3,060	Tons. 2,689 6,103	Tons. 5,077 4,106	Tons. 4,586 3,787	Tons. 3,748 4,347	Tons. 3,227 4,706	Tons. 2,893 6,183	Tons. 2,740 3,689	1871.
1871. Tin in stock - Do. on the way	Tons. 4,986 4,619	Tons. 5,085 4,585	Tons. 4,728 3,753	Tons. 3,683 3,979	Tons. 2,784 4,464	Tons. 2,741 4,366	Tons. 4,986 3,668	Tons. 3,926 3,138	Tons. 3,028 1,973	Tons. 2,601 3,973	Tons. 2,313 2,723	Tons. 2,809 3,706	1872.
1872. Tin in stock - Do. on the way	Tons. 4,581 1,778	Tons. 3,684 3,199	Tons. 3,680 2,373	Tons. 2,944 3,344	Tons. 4,069 4,069	Tons. 3,960 4,064	Tons. 4,351 3,446	Tons. 3,899 3,563	Tons. 2,881 3,686	Tons. 2,556 3,929	Tons. 2,160 4,713	Tons. 1,681 3,566	1873.
1873. Tin in stock - Do. on the way	Tons. 3,691 3,967	Tons. 3,669 4,761	Tons. 3,866 5,138	Tons. 3,799 3,873	Tons. 2,361 7,040	Tons. 3,097 6,194	Tons. 4,137 4,769	Tons. 3,118 5,364	Tons. 3,566 5,166	Tons. 2,664 6,234	Tons. 4,299 6,623	Tons. 3,673 6,163	1874.
1874. Tin in stock - Do. on the way	Tons. 3,851 7,604	Tons. 4,064 7,076	Tons. 4,381 5,996	Tons. 4,664 6,113	Tons. 4,361 7,073	Tons. 3,963 6,671	Tons. 4,469 7,138	Tons. 4,186 7,365	Tons. 4,588 6,544	Tons. 4,897 7,681	Tons. 5,994 6,193	Tons. 6,364 7,010	1875.
	Tons. 11,186	Tons. 11,160	Tons. 10,334	Tons. 10,177	Tons. 11,368	Tons. 10,684	Tons. 11,673	Tons. 11,441	Tons. 11,137	Tons. 11,728	Tons. 12,186	Tons. 12,374	

Supplied by Messrs. Von Dedelesen and North.

IMPORTS AND EXPORTS OF TIN,
as per PARLIAMENTARY RETURNS.

IMPORTS of TIN in the Year 1874.

Countries from which Imported.	Tin Ore.	Tin, Blocks, Ingots, Bars, and Regulus.
	Tons.	Tons.
Holland - - - - -	1	452
France - - - - -	31	40
Portugal - - - - -	11	3
Spain - - - - -	23	—
Egypt - - - - -	—	27
British India - - - - -	5	33
Straits Settlements - - - - -	1	4,177
Australia: Victoria - - - - -	672	1,106
„ New South Wales - - - - -	1,915	2,293
„ Queensland - - - - -	975	620
„ Tasmania - - - - -	60	—
„ New Zealand - - - - -	34	5
Peru - - - - -	535	367
Bolivia - - - - -	13	50
Chili - - - - -	28	43
Other Parts - - - - -	1	2
TOTAL IMPORT - - - - -	4,305	9,218

TOTAL IMPORTS of METALLIC TIN from AUSTRALIAN COLONIES for the
past Three Years (*Unofficial Returns*).

Year.	Metallic Tin.
1872 - - - - -	Tons. 150
1873 - - - - -	2,990
1874 - - - - -	5,800

EXPORTS OF BRITISH AND FOREIGN TIN IN THE YEAR 1874.

Countries to which Exported.	Tin.	
	British.	Foreign (including Regulus).
	Tons.	Tons.
Russia : Northern Ports - - - - -	621	15
" Southern Ports - - - - -	135	9
Sweden - - - - -	112	15
Norway - - - - -	33	—
Denmark - - - - -	74	—
Germany - - - - -	1,014	186
Holland - - - - -	268	290
Belgium - - - - -	55	36
France - - - - -	1,537	587
Portugal, Azores, and Madeira - - - - -	77	—
Spain - - - - -	200	68
Gibraltar - - - - -	5	—
Italy - - - - -	118	211
Austrian Territories - - - - -	5	40
Malta - - - - -	5	—
Greece - - - - -	38	—
Turkey : European - - - - -	333	—
" Asiatic - - - - -	115	3
Wallachia and Moldavia - - - - -	51	—
Egypt - - - - -	60	—
Morocco - - - - -	5	—
British Possessions in South Africa - - - - -	6	—
British India : Continental Territories - - - - -	20	8
Australia : South Australia - - - - -	12	—
" Victoria - - - - -	4	—
" New Zealand - - - - -	9	—
British North America - - - - -	154	4
United States of America : On the Atlantic - - - - -	2,519	882
On the Pacific - - - - -	10	78
British "West India" Islands and British Guiana - - - - -	7	—
Foreign West Indies - - - - -	8	—
United States of Colombia (New Granada) - - - - -	7	—
Chili - - - - -	4	—
Brazil - - - - -	52	—
Uruguay - - - - -	23	—
Argentine Republic - - - - -	13	—
Other Parts - - - - -	22	—
TOTAL EXPORT - - - - -	7,731	2,382

EXPORTS OF TIN

Of BRITISH PRODUCTION in the Year 1874, and two previous Years,
as per Board of Trade Returns.

Countries to which Exported.	TIN, UNWROUGHT.			DECLARED VALUE.		
	1872.	1873.	1874.	1872.	1873.	1874.
	Cwts.	Cwts.	Cwts.	£	£	£
To RUSSIA - -	12,399	16,959	14,728	92,497	114,238	76,112
„ GERMANY - -	14,921	12,600	20,280	115,369	84,893	105,485
„ FRANCE - -	30,097	19,804	31,053	216,156	183,309	171,183
„ TURKEY - -	9,500	7,650	8,961	73,255	51,897	46,002
„ UNITED STATES -	18,983	29,958	50,803	141,943	210,656	265,613
„ OTHER COUNTRIES	27,971	28,179	29,243	211,862	191,163	148,910
TOTAL - -	113,871	115,150	155,068	851,082	786,156	813,305

EXPORTS OF TIN

Of FOREIGN and COLONIAL PRODUCTION in the Year 1874, and
four previous Years, as per Board of Trade Returns.

					Cwts.
1870, Tin—blocks, ingots, bars, or slabs, and regulus	-	-	-	-	21,946
1871 do.	do.	do.	do.	-	41,196
1872 do.	do.	do.	do.	-	48,634
1873 do.	do.	do.	do.	-	28,869
1874 do.	do.	do.	do.	-	47,378

1874.

COPPER.

RETURNS of COPPER ORES for CORNWALL and DEVONSHIRE.

From Mines which have made Returns to H.M. INSPECTOR OF MINES, to the STANNARY COURT, and to the MINING RECORD OFFICE.

(NOTE.—In the returns made to the Inspector the quantity of copper in the ore or the money value has seldom been given. It has consequently been necessary to give the Ticketing Returns, that the quantity of Metallic Copper may be known.)

No. of Mines.	Mining Districts.	Copper Ore.	Value.
	CORNWALL :—	Tons. cwt. qrs.	£ s. d.
5	Western District - -	273 9 2	3,201 5 4
51	West Central District - -	17,244 10 0	92,503 11 8
3	East Central District - -	270 1 1	2,763 13 3
19	Eastern District - -	20,632 12 0	100,763 8 5
14	DEVONSHIRE - - -	12,826 16 2	52,746 0 0
92	TOTAL - - -	51,247 9 1	251,977 18 8

TICKETING RETURNS.

ORES sold in CORNWALL from the Mines of CORNWALL and DEVONSHIRE to 31st December 1874.

	Tons. cwt. qrs. lbs.
Copper ore - - - -	48,729 0 0 0
Copper - - - -	3,517 4 2 4
Value - - - -	£228,298 7s. 0d.

ORES sold in SWANSEA from Mines in DEVONSHIRE.

	Tons. cwt. qrs. lbs.
Copper ore - - - -	446 0 0 0
Copper - - - -	33 7 1 25
Value - - - -	£2,276 8s. 0d.

	Tons.	Value.
Total of Copper Ores sold at Ticketings -	49,179	£230,574 15 0
COPPER produced - - - -	3,550	

From Mines in IRELAND and DEVONSHIRE selling Ores at SWANSEA
to December 1874, by TICKETING RETURNS.

No. of Mines.	COUNTRIES, &c.	Ore.	Copper.	Value.		Produce.
		Tons.	Tons. cwt. qrs. lbs.	£	s. d.	
5	IRELAND - - -	8,776	716 4 0 15	50,218	10 0	—
2	DEVONSHIRE - -	446	33 7 1 25	2,276	8 0	—
22	Foreign and Colonial -	22,217	4,847 8 0 12	375,022	16 6	—
29	Total -	31,439	5,596 19 2 24	427,517	14 6	17 $\frac{1}{4}$ $\frac{1}{16}$

SUMMARY of the PRODUCTION of COPPER in the UNITED KINGDOM
for 1874.

COUNTRIES, &c.	No. of Mines.	Ore.	Value of Ore.		Copper.	Value of Copper. (Computed.)	
		Tons.	£	s. d.	Tons. cwt. qrs.	£	s. d.
ENGLAND.							
CORNWALL - - -	78	40,455	201,367	18 8	2,770 14 0	249,263	0 0
DEVONSHIRE - -	14	12,826	52,746	0 0	916 2 0	82,440	10 0
CUMBERLAND - -	3	813	3,663	7 10	56 18 1	5,050	0 0
LANCASHIRE - -	2	985	4,128	5 10	75 0 0	6,750	0 0
CHESHIRE - - -	1	8,184	6,475	0 0	89 9 2	7,900	0 0
YORKSHIRE - - -	1	128 $\frac{1}{2}$	2,608	11 0	35 0 0	3,150	0 0
STAFFORDSHIRE -	1	$\frac{1}{2}$	2	0 4	0 0 2	2	18 0
WALES.							
CARDIGANSHIRE -	2	93	338	5 6	5 16 2	522	15 0
CARNARVONSHIRE -	2	138	632	0 0	9 12 2	865	0 0
ANGLESEA - - -	3	4,925	8,250	0 0	135 1 0	12,150	0 0
MERIONETHSHIRE -	1	5	45	0 0	0 15 0	67	0 0
MONTGOMERYSHIRE -	2	84	580	0 0	6 0 0	570	0 0
ISLE OF MAN - -	1	61	289	6 4	5 8 0	470	0 0
IRELAND.							
SOLD at SWANSEA } Ticketings - - -	5	8,776	50,218	10 0	716 4 0	64,440	0 0
WICKLOW - - -	3	997	4,120	13 0	85 10 0	7,650	0 0
REGULUS, Precipitate, &c., sold at Ticketings - - -	—	100	950	0 0	74 0 2	6,600	0 0
Total of the UNITED KINGDOM - - -	119	78,521	336,414	18 6	4,981 11 3	447,891	3 0

PRICES of METALLIC COPPER (per Ton) in the LONDON MARKET,
being the Average of each Week, for the Year 1874.

For the Week ending	Best selected.			Tough Cake and Tile.			Sheathing and Sheets.			Burra Burra.			Old Copper.		
	£	s.	d.	£	s.	d.	£	s.	d.	£	s.	d.	£	s.	d.
January 2 -	93	10	0	91	10	0	97	10	0	92	10	0	85	0	0
" 9 -	93	10	0	91	10	0	97	10	0	92	10	0	85	0	0
" 16 -	93	10	0	91	10	0	97	10	0	92	10	0	85	0	0
" 23 -	93	0	0	91	0	0	97	0	0	91	15	0	85	0	0
" 30 -	92	0	0	90	0	0	96	10	0	91	0	0	85	0	0
February 6 -	91	0	0	90	0	0	96	10	0	90	10	0	85	0	0
" 13 -	90	0	0	89	0	0	95	10	0	88	0	0	85	0	0
" 20 -	89	0	0	88	0	0	95	0	0	87	10	0	85	0	0
" 27 -	89	0	0	87	0	0	94	0	0	87	0	0	85	0	0
March 6 -	89	0	0	87	0	0	94	10	0	87	0	0	85	0	0
" 13 -	89	0	0	87	0	0	94	10	0	87	10	0	85	0	0
" 20 -	89	0	0	86	10	0	93	10	0	87	10	0	85	0	0
" 27 -	89	0	0	85	10	0	93	10	0	86	0	0	85	0	0
April 3 -	86	10	0	85	0	0	93	10	0	84	10	0	85	0	0
" 10 -	86	10	0	84	10	0	94	0	0	85	0	0	82	10	0
" 17 -	84	10	0	82	10	0	91	0	0	83	10	0	82	10	0
" 24 -	84	10	0	82	10	0	91	0	0	82	10	0	82	10	0
May 1 -	84	10	0	82	10	0	91	0	0	82	10	0	82	10	0
" 8 -	86	0	0	84	0	0	92	0	0	85	10	0	82	10	0
" 15 -	85	0	0	82	10	0	91	10	0	85	10	0	82	10	0
" 22 -	85	0	0	82	10	0	91	10	0	85	10	0	82	10	0
" 29 -	85	0	0	82	10	0	90	10	0	84	10	0	82	10	0
June 5 -	85	0	0	82	10	0	90	10	0	86	0	0	82	10	0
" 12 -	85	0	0	82	10	0	90	10	0	87	15	0	82	10	0
" 19 -	87	0	0	86	0	0	93	10	0	89	0	0	82	10	0
" 26 -	87	0	0	85	0	0	93	10	0	89	0	0	82	10	0
July 3 -	87	0	0	85	0	0	93	0	0	89	0	0	82	10	0
" 10 -	87	0	0	85	0	0	92	10	0	88	0	0	82	10	0
" 17 -	87	0	0	85	0	0	92	10	0	87	0	0	82	10	0
" 24 -	86	0	0	84	0	0	91	0	0	87	0	0	82	10	0
" 31 -	86	0	0	84	0	0	91	0	0	87	0	0	82	10	0
August 7 -	86	0	0	84	0	0	91	0	0	87	0	0	82	10	0
" 14 -	86	10	0	84	0	0	91	0	0	87	0	0	82	10	0
" 21 -	86	10	0	84	0	0	91	0	0	87	0	0	82	10	0
" 28 -	86	10	0	84	0	0	91	0	0	87	0	0	82	10	0
September 4 -	87	10	0	85	10	0	92	0	0	87	10	0	82	10	0
" 11 -	87	10	0	85	10	0	92	0	0	87	10	0	82	10	0
" 18 -	88	0	0	86	0	0	92	0	0	88	0	0	82	10	0
" 25 -	89	10	0	87	10	0	93	10	0	89	10	0	85	0	0
October 2 -	92	0	0	90	0	0	95	0	0	91	0	0	85	0	0
" 9 -	92	0	0	90	0	0	95	0	0	91	0	0	85	0	0
" 16 -	92	0	0	90	0	0	95	0	0	91	0	0	85	0	0
" 23 -	92	0	0	90	0	0	95	0	0	91	0	0	85	0	0
" 30 -	92	0	0	90	0	0	95	0	0	91	0	0	85	0	0
November 6 -	95	0	0	93	0	0	98	10	0	95	10	0	86	0	0
" 13 -	97	0	0	96	0	0	99	0	0	95	15	0	86	0	0
" 20 -	99	0	0	97	0	0	101	10	0	96	2	6	88	10	0
" 27 -	99	0	0	97	0	0	100	0	0	96	0	0	88	10	0
December 4 -	99	0	0	97	10	0	100	10	0	95	10	0	88	10	0
" 11 -	96	10	0	94	10	0	99	0	0	94	0	0	88	10	0
" 18 -	96	10	0	94	10	0	98	0	0	94	10	0	88	10	0
" 24 -	96	10	0	94	0	0	98	0	0	94	15	0	88	10	0
Mean Price -	89	12	0	84	0	0	94	5	0	89	0	0	84	6	0
Highest " -	99	0	0	97	10	0	101	10	0	96	2	6	88	10	0
Lowest " -	84	10	0	82	10	0	90	10	0	82	10	0	82	10	0

The AVERAGE PRICES, PRODUCE, and STANDARD of the CORNISH COPPER ORES sold since 1864.

Year.	Average Price.			Average Produce.	Average Standard.		
	£	s.	d.		£	s.	d.
1864	5	3	0	62½	124	17	0
1865	4	18	0	63	125	3	0
1866	4	11	0	60½	118	7	0
1867	4	7	0	63	107	1	0
1868	4	11	0	63	110	15	0
1869	4	3	6	62	103	3	0
1870	4	3	0	7	98	12	0
1871	3	18	6	65½	99	11	0
1872	4	13	6	62	114	17	0
1873	4	8	0	62	110	5	0
1874	5	0	0	7	110	0	0

COPPER ORE AND COPPER.

SUMMARY of PRODUCE for each of the Ten Years ending 1874, with the respective VALUES and the NUMBER of MINES worked.

CORNWALL.

Year.	No. of Mines.	Copper Ore.	Value.	Copper.	Value.
		Tons.	£	Tons.	£
1865	148	121,253	572,618	7,418	699,432
1866	130	108,670	431,083	6,551	600,726
1867	109	88,603	413,533	5,990	493,875
1868	100	86,722	373,005	5,725	450,986
1869	84	71,790	316,364	5,144	398,698
1870	77	56,526	242,227	4,147	331,337
1871	79	46,766	205,025	3,340	258,850
1872	73	41,756	226,654	2,943	306,757
1873	68	40,285	188,236	2,973	285,110
1874	78	40,455	201,367	2,770	249,263

DEVONSHIRE.

Year.	No. of Mines.	Copper Ore.	Value.	Copper.	Value.
		Tons.	£	Tons.	£
1865	21	38,166	184,776	2,337	223,497
1866	21	34,471	151,481	2,248	206,141
1867	23	31,163	143,898	2,036	167,867
1868	20	30,540	128,748	1,941	152,900
1869	18	22,723	86,056	1,394	108,040
1870	15	24,752	84,096	1,458	105,970
1871	14	24,352	79,409	1,342	104,005
1872	12	23,680	88,668	1,186	128,640
1873	12	14,810	48,200	809	77,583
1874	14	12,826	52,746	916	82,440

COPPER ORE AND COPPER.

SUMMARY for the UNITED KINGDOM during the last Ten Years.

Year.	No. of Mines.	Copper Ore.	Value.	Copper.	Value.
		Tons.	£	Tons.	£
1865	203	198,298	927,938	11,888	1,134,664
1866	173	180,378	759,118	11,153	1,019,168
1867	164	158,544	699,698	10,233	831,761
1868	152	157,835	642,108	9,817	761,602
1869	136	129,953	519,912	8,291	644,065
1870	124	106,698	437,851	7,175	551,309
1871	122	97,129	387,118	6,280	475,143
1872	117	91,893	443,738	5,703	583,232
1873	122	80,188	342,708	5,240	502,823
1874	119	78,521	336,415	4,981	447,891

TOTAL Quantities of BRITISH and FOREIGN COPPER ORES and REGULUS, &c.,
Smelted, and COPPER produced, in ENGLAND and WALES in 1874.

Where produced and sold.	Ore and Regulus.	Copper.
Total Copper Ores of the United Kingdom -	Tons. 78,521	Tons. 4,981
Colonial and Foreign Ores, Regulus, and Preci- pitate, sold at Swansea Ticketings - }	22,217	4,847
Colonial and Foreign Ores not sold at Ticketings } (Estimated) - - - - - }	25,800	5,297
Colonial and Foreign Regulus and Precipitate not sold at Ticketings (Estimated) - }	27,500	8,750
Pyrites (Burnt Ore) producing Copper, Estimated	450,000	9,000
Total -	604,038	32,875

TICKETING RETURNS for 1874.

COPPER MINES in CORNWALL and DEVONSHIRE selling Ore by Public Ticketings.

No.	Mines.	Ore.	Copper.	Amount.			Prod.
		Tons.	Tonscwt. qrs. lbs.	£	s.	d.	
1	South Caradon -	5,467	542 2 1 5	36,471	17	0	9 7/8 1/8
2	Devon Great Consols -	5,676	364 6 2 12	22,920	12	0	6 3/4 1/8
3	West Huel Tolgus -	3,366	302 15 3 2	20,701	19	0	8 3/4 1/8
4	Marke Valley -	4,283	239 10 1 24	14,818	14	0	5 1/2 1/8
5	Glasgow Caradon -	2,950	211 10 2 5	14,388	5	0	7 3/8 1/8
6	Crenver and Huel Abraham -	2,725	205 9 0 21	13,293	8	6	7 1/2
7	West Huel Seton -	2,085	152 18 3 13	10,027	1	0	7 1/2 1/8
8	Hington Downs -	3,017	143 12 2 20	8,117	2	6	4 1/2
9	East Caradon -	1,755	135 3 3 24	9,242	2	0	7 3/4 1/8
10	Brookwood -	1,776	132 6 2 21	8,615	6	6	7 3/4 1/8
11	East Pool -	1,920	95 9 1 12	5,342	11	0	4 3/4 1/8
12	Gunnis Lake Clitters -	957	86 3 1 16	6,006	11	0	9
13	Carn Brea -	1,080	84 11 2 0	5,453	2	6	7 3/4 1/8
14	South Huel Crofty -	1,590	81 8 1 26	4,688	12	0	5 1/2
15	Huel Russell -	1,191	64 18 3 26	4,153	17	6	5 3/4 1/8
16	Bedford United -	948	53 9 0 22	3,441	9	6	5 3/4
17	South Carn Brea -	642	51 18 3 7	3,199	13	0	8 1/2
18	Prince of Wales -	751	50 15 1 16	3,306	12	0	6 1/2
19	Huel Crebor -	597	44 11 3 0	2,958	15	0	7 1/2
20	Phoenix -	420	43 18 3 2	3,034	11	6	10 3/8 1/8
21	Huel Basset -	396	41 8 2 12	2,347	9	0	10 3/8 1/8
22	West Maria and Fortescue -	560	40 12 1 21	2,652	12	6	7 1/2
23	West Huel Basset -	370	34 5 1 18	2,287	12	0	9 1/2
24	Saint Aubyn United -	410	33 11 1 22	2,363	19	0	8 1/2 1/8
25	Botallack -	161	26 2 2 22	1,942	9	6	16 1/2 1/8
26	Gawton Copper Mine -	533	24 4 2 2	1,391	4	0	4 3/4
27	South Dolcoath -	273	19 7 1 24	1,254	6	0	7 1/8
28	East Huel Basset -	270	18 7 0 2	1,180	9	6	6 1/2
29	New Pembroke -	118	15 18 2 11	1,070	17	0	13 1/2
30	Huel Friendship -	156	14 16 1 11	1,017	12	6	9 1/2
31	Dushy Great Consols -	301	14 8 1 12	819	6	0	4 3/4
32	East Huel Grenville -	225	13 14 3 14	804	19	0	6 1/2
33	Levant -	61	12 9 3 22	912	12	6	20 1/2
34	Huel Seton -	165	10 19 3 21	679	3	6	6 3/4 1/8
35	West Caradon -	172	9 19 0 12	558	17	0	5 1/2
36	Carn Camborne -	210	9 11 3 0	461	7	6	4 1/2 1/8
37	East Huel Seton -	137	8 5 0 5	485	12	6	6
38	Cathedral -	89	8 4 0 21	605	19	6	9 1/2 1/8
39	West Roakear -	151	8 4 0 9	506	4	0	5 3/4 1/8
40	Trebarvah -	98	6 19 1 21	404	17	6	7 1/8 1/8
41	Treffry's Regulus -	32	6 9 2 11	496	16	0	20 1/2 1/8
42	Dolcoath -	75	5 16 0 10	420	6	6	7 1/2
Mines that have not sold five tons of Copper in the Year :-							
1	Williams Ore -	44	3 8 3 5	210	2	0	
2	Emmens United Mines -	41	2 5 0 11	139	8	0	
3	St. Ives Consols -	7	1 7 1 5	95	7	6	
4	South Roakear -	28	1 7 2 2	71	15	0	
5	Tremenhere -	14	1 12 3 16	114	9	0	
6	Williams Ore -	5	0 6 1 0	18	17	6	
Carried forward -		48,298	3,481 2 2 0	225,896	14	0	

No.	Mines.	Ore.	Copper.	Amount.	Prod.
		Tons.	Tons cwt. qrs. lbs.	£ s. d.	
	Brought forward -	48,298	3,481 2 2 0	225,896 14 0	
7	Pednandra -	6	0 12 2 11	45 3 0	
8	South Tolcarne -	5	0 4 3 0	13 0 0	
9	Old Bottle Hill -	11	1 12 1 22	128 14 0	
10	South Roskear -	34	1 11 1 22	110 10 0	
11	West Poldice -	3	0 4 2 8	16 16 0	
12	Williams Ore -	10	0 11 2 0	42 5 0	
13	Spearn Moor -	7	1 15 0 16	121 10 0	
14	New Crowndale -	10	0 8 3 0	25 10 0	
15	Huel Grenville -	7	0 7 0 19	18 0 6	
16	North Wheal Crofty -	25	1 16 2 7	108 18 6	
17	North Treakerby -	21	1 10 1 22	120 15 0	
18	South Francis -	27	1 18 3 18	126 17 6	
19	Huel Crelake -	16	1 2 0 0	73 4 0	
20	Huel Kitty -	45	4 1 0 0	238 10 0	
21	Belstone -	54	4 15 1 9	338 14 6	
22	New Rosewarne -	46	4 7 1 7	289 9 0	
23	Huel Buller -	38	3 13 2 10	226 6 0	
24	Poldice -	2	0 2 0 5	6 11 0	
25	New Dolcoath -	33	2 7 3 0	139 18 6	
26	Craddock Moor -	31	2 18 2 24	211 0 6	
	Total -	48,729	3,517 4 2 4	228,298 7 0	7½

COPPER MINES in DEVONSHIRE selling Ores in SWANSEA.

1	Bamfylde -	312	27 9 3 1	1,960 1 0	8½ 1/8
2	Fursdon -	134	5 17 2 24	316 7 0	4½ 1/8
	Total -	446	33 7 1 25	2,276 8 0	—

COPPER MINES in IRELAND selling Ores in SWANSEA.

1	Bearhaven -	5,518	435 17 2 11	30,552 3 6	7½
2	Ballycummisk -	154	10 2 3 11	503 2 0	6 1/8
3	Cooshen -	12	1 4 0 0	78 0 0	—
4	Cloncurry -	12	5 19 0 11	455 13 0	49½ 1/8
5	Knockmahon -	3,080*	263 0 2 10	18,629 11 6	8½
	Total -	8,776	716 4 0 15	50,218 10 0	—

SUMMARY of TICKETINGS for 1874.

	Ore.	Copper.	Amount.	Prod.
	Tons.	Tons cwt. qrs. lbs.	£ s. d.	
Copper Ore sold in CORNWALL.				
CORNISH and DEVONSHIRE Ores -	48,729	3,517 4 2 4	228,298 7 0	7½
Copper Ore sold at SWANSEA.				
Devonshire Ores -	446	33 7 1 25	2,276 8 0	
Irish Ores -	8,776	716 4 0 15	50,218 0 0	
Total -	57,951	4,266 16 0 16	280,792 15 0	

* Of this 634 tons were produced in 1873.

FOREIGN and COLONIAL COPPER MINES selling Ores by PUBLIC
TICKETINGS in SWANSEA in 1874.

No.	Names of Mines.	Ore.	Copper.				Amount.		Prod.	
			Tons.	cwts.	qrs.	lbs.	£	s. d.		
1	Cape - - -	11,707	3,727	10	0	5	294,986	9	0	31½ ¼
2	Union Ore - - -	4,954	312	14	3	22	20,675	18	6	6½
3	West Canada - - -	1,088	184	14	0	6	14,420	3	0	17
4	Copper Ore - - -	1,342	125	15	3	13	8,364	1	0	9½
5	Var Ore - - -	421	70	2	1	11	5,595	3	6	16½
6	Concordia - - -	149	62	17	3	13	4,946	14	0	42½
7	Sobral - - -	399	49	19	3	1	3,538	17	6	12½
8	Copper Precipitate - - -	287	46	15	0	1	3,247	1	6	16½
9	Del Soto - - -	186	38	17	3	19	2,924	7	6	20½ ¼
10	Burrowing Ore - - -	230	32	7	1	18	2,354	14	0	14 ¼
11	Chili Ore and Regulus	146	29	14	3	27	2,188	19	0	20½
12	Copper Regulus - - -	99	26	16	3	21	1,990	10	0	27½
13	Libiola - - -	214	23	16	0	15	1,854	12	6	11½
14	Telhadella - - -	173	22	17	3	15	1,658	10	6	13½
15	Italian - - -	118	14	18	0	0	1,064	8	6	12½
16	St. Josephberg - - -	59	13	0	0	15	1,077	18	0	22
17	Portuguese Ore - - -	80	12	10	3	11	922	16	0	15½ ¼
18	Australian - - -	70	11	4	2	23	837	1	6	16 ¼
19	Brass Ashes - - -	152	8	1	1	14	266	6	0	5½ ¼
20	Stanley Copper Mine - - -	106	7	2	0	5	412	10	0	6½ ¼
21	Cuba - - -	20	5	19	1	0	425	0	0	29½
<i>Sundry Mines that have not sold five tons of Copper in the Year:</i>										
22	Copper Stuff - - -	2	0	4	2	5	14	9	0	
23	Sweeping - - -	4	0	3	3	5	10	8	0	
24	Copper Dust - - -	21	2	2	0	0	142	16	0	
25	" Waste - - -	15	1	13	0	0	76	17	6	
26	" Sludge - - -	8	2	0	0	0	169	4	0	
27	White Metal - - -	5	1	2	0	0	81	5	0	
28	Copper Stuff - - -	3	1	10	3	16	133	8	6	
29	Sweepings - - -	2	0	2	1	16	9	4	0	
30	Lisbon - - -	15	1	3	2	0	94	10	0	
31	Copper Slag - - -	19	1	8	2	0	69	7	0	
32	Spanish - - -	80	4	18	0	0	356	10	0	
33	Copper Refuse - - -	37	2	9	3	23	66	12	0	
34	Norway - - -	6	0	12	0	0	46	4	0	
Total - - -		22,217	4,847	8	0	12	375,022	16	6	17½ ¼

RETURNS made from the Mines producing COPPER ORE in CORNWALL to H.M. INSPECTOR OF MINES and to the MINING RECORD OFFICE, collated with the returns made to the STAN-
DARDY COURT, and the foregoing sales by PUBLIC TICKETINGS.

COPPER.

No.	Names of Mines.	Quantities.			Value.		
		Tons.	cwts.	qrs.	£	s.	d.
WESTERN DISTRICT.	1 Botallack and Carnyorth - - -	158	10	2	1,902	17	6
	2 Levant - - - - -	98	7	2	1,070	2	11
	3 Providence Mines - - - - -	3	7	2	25	3	6
	4 St. Ives Consols - - - - -	5	1	2	69	1	11
	5 Spearn Moor - - - - -	8	2	2	133	19	6
	Total - - - - -	273	9	2	3,201	5	4
WEST CENTRAL DISTRICT.	1 Basset Huel - - - - -	333	4	2	2,872	16	10
	2 Basset East Huel - - - - -	232	6	0	1,038	11	1
	3 Basset West Huel - - - - -	370	0	0	2,287	12	0
	4 Buller Huel - - - - -	37	3	0	221	16	9
	5 Burra-Burra - - - - -	12	5	0	19	17	0
	6 Busy Great Huel - - - - -	11	10	0	50	10	0
	7 Carn Brea - - - - -	1,251	3	0	6,311	5	1
	8 Carn Brea South - - - - -	675	4	1	3,346	9	10
	9 Carn Camborne - - - - -	210	0	0	461	7	6
	10 Cathedral - - - - -	107	17	2	585	3	2
	11 Chiverton West - - - - -	0	1	1	0	8	4
	12 Clifford Amalgamated - - - - -	48	9	3	39	14	5
	13 Comford Huel - - - - -	16	0	0	80	0	0
	14 Crenver and Huel Abraham - - - - -	2,710	5	2	13,241	2	6
	15 Creegbraws - - - - -	12	8	0	56	19	0
	16 Crofty South Huel - - - - -	1,624	16	1	4,885	15	11
	17 Crofty North Huel - - - - -	25	0	0	108	18	6
	18 Dolcoath - - - - -	73	11	0	87	6	0
	19 Dolcoath New - - - - -	46	5	3	211	2	6
	20 Dolcoath South & Carnarthen Consols - - - - -	213	14	2	1,254	6	0
	21 Godolphin West - - - - -	9	4	3	90	16	0
	22 Gorland Huel - - - - -	4	3	2	23	10	6
	23 Gambler - - - - -	0	16	0	4	0	0
	24 Great Work Consols - - - - -	20	0	0	80	18	7
	25 Grenville Huel - - - - -	7	0	0	18	0	6
	26 Grenville East Huel - - - - -	220	6	0	788	1	6
	27 Frances South Huel - - - - -	26	4	2	123	9	7
	28 Kitty Huel (St. Agnes) - - - - -	39	18	0	211	4	10
	29 North Huel Busy United - - - - -	6	6	1	14	19	5
	30 Pedn-an-drea - - - - -	5	4	0	39	1	2
	31 Penberthy Consols - - - - -	16	0	0	80	0	0
	32 Poldice, The - - - - -	2	2	0	17	15	0
	33 Poldice West - - - - -	3	0	0	11	4	0
	34 Pool East - - - - -	1,895	12	2	5,488	14	3
	35 Providence - - - - -	3	7	2	25	3	6
	36 Rose United - - - - -	9	18	0	39	8	6
	37 Rosewarne New - - - - -	46	6	0	289	9	0
	38 Rosewarne United - - - - -	27	7	2	93	13	11
	39 Roskear North - - - - -	16	19	3	86	9	10
	40 Roskear South - - - - -	68	9	2	342	10	0
	41 Roskear West - - - - -	151	0	0	506	11	0
	42 St. Aubyn United - - - - -	475	0	0	2,233	19	0
	43 Seton Huel - - - - -	163	10	2	673	1	6
	44 Seton East Huel - - - - -	30	0	1	120	0	0
	Carried forward - - - - -	11,259	1	3	58,563	4	0

No.	Names of Mines.	Quantities.			Value.		
		Tons.	cwts.	qrs.	£	s.	d.
	Brought forward - - -	11,259	1	3	58,563	4	0
WEST CENTRAL DISTRICT— cont.	45 Seton West Huel - - - -	2,237	1	2	10,858	10	1
	46 Tolcarne South - - - -	22	11	0	59	7	0
	47 Tolgus West Huel - - - -	3,625	13	2	22,455	6	5
	48 Trebarvah - - - -	63	16	0	319	0	0
	49 Tremenhere - - - -	13	17	0	112	17	10
	50 Treskerby North - - - -	18	18	0	108	8	7
	51 Unity Wood - - - -	8	11	1	26	17	9
	Total - - - -	17,244	10	0	92,508	11	8
EAST CENTRAL DISTRICT.	1 Carclaze - - - -	12	2	1	60	12	9
	2 Pembroke, New - - - -	225	19	0	2,207	0	5
	3 Treffry's Regulus - - - -	32	0	0	496	0	1
	Total - - - -	270	1	1	2,768	18	3
EASTERN DISTRICT.	1 Ambrose Lake - - - -	11	10	0			
	2 Calstock Consols - - - -	61	7	2	195	14	7
	3 Caradon East - - - -	1,783	9	3	9,384	11	5
	4 Caradon South - - - -	5,502	12	0	38,063	8	6
	5 Caradon West - - - -	172	0	0	558	17	0
	6 Craddock Moor - - - -	81	0	0	211	0	0
	7 Duchy Great Consols - - - -	293	7	2	887	19	1
	8 Emmens United (<i>Kelly Bray section</i>) - - - -	40	7	2	137	4	3
	9 Edwards Huel - - - -	10	10	0	52	10	0
	10 Florence and Tonkin - - - -	89	12	0	203	19	6
	11 Glasgow Caradon Consols - - - -	2,952	0	0	14,421	15	9
	12 Gunnis Lake Clitters - - - -	965	0	0	6,006	11	0
	13 Hingston Down Consols - - - -	3,115	18	0	9,139	14	10
	14 Kelly Bray - - - -	40	7	2	120	0	0
	15 Marke Valley - - - -	4,325	8	2	14,830	0	10
	16 Phoenix - - - -	428	5	0	3,136	6	4
	17 Prince of Wales - - - -	751	0	0	3,306	12	0
	18 Tin Valley - - - -	6	10	0	30	15	0
	19 Treburget Old - - - -	2	6	3	18	18	4
	Total - - - -	20,632	12	0	100,763	8	5

DEVONSHIRE.

1	Bamfylde - - - -	496	16	0	2,270	1	10
2	Bedford United - - - -	1,053	9	0	3,676	7	11
3	Belstone - - - -	53	5	0	334	2	6
4	Bottle Hill, Old - - - -	12	19	1	61	0	0
5	Brookwood - - - -	1,755	3	1	8,544	2	6
6	Crebor Huel - - - -	597	0	0	2,958	15	0
7	Crelake - - - -	15	5	0	69	14	3
8	Crowndale New - - - -	10	0	0	25	10	0
9	Devon Great Consols - - - -	5,693	19	0	23,012	5	4
10	Friendship Huel - - - -	107	10	3	712	18	8
11	Fursdon Great Consols - - - -	665	16	1	2,831	3	0
12	Gawton - - - -	537	8	1	1,401	10	0
13	Russell Huel - - - -	1,203	13	2	4,195	16	6
14	West Maria and Fortescue - - - -	624	11	1	2,652	12	6
	Total - - - -	12,826	16	2	52,746	0	0

COPPER ORES sold by PRIVATE CONTRACT (not included in the previous Returns), or otherwise, of which Returns have been obtained by the MINING RECORD OFFICE.

County.	Names of Mines.	Copper Ore.			Fine Copper, mostly estimated.			Value returned.	
		Tons.	cwts.	qrs.	Tons.	cwts.	qrs.	£	s. d.
ENGLAND.									
CORNWALL -	Emmens United Mines and New Consols } Chiverton West	2,000	0	0*	24	0	0	—	
		34	0	0	2	5	0	211	0 0
CUMBERLAND -	Caldbeck Fells Consolidated, Roughtengill and Drygill - } Force Cragg -	113	8	2	7	18	1	1,463	7 10
		700	0	0	49	0	0	—	
STAFFORDSHIRE	Ecton - -	0	10	0	0	0	2	2	0 4
LANCASHIRE -	Coniston - -	930	16	3	74	10	0	4,083	5 10
	Tilberthwaite -	4	17	3	0	10	0	45	0 0
YORKSHIRE -	Merrybent -	128	10	0	35	6	0	2,608	11 0
GESHIRE -	Alderley Edge -	8,184	0	0	89	9	2	—	
WALES.									
GARDIGANSHIRE	West Esgair Lle South Darren -	25	0	0	1	15	0	38	5 0
		68	2	2	4	1	2	300	0 6
GARNARVON- SHIRE.	Symdde Dylluan Drews-y-Coed - } Great Snowdon } Mountain - }	58	16	2	3	8	2	279	18 11
		80	0	0	6	4	0	—	
		—		—		—		—	
MERIONETH- SHIRE.	Glasdir - -	5	0	0	0	15	0	—	
MONTGOMERY -	Dylife - -	31	2	1	2	10	0	239	18 0
	Nant-y-Ricket -	53	5	1	3	10	0	340	0 0
ANGLESEA -	Parys Mountain	3,343	9	2	62	10	0	4,633	8 11
	„ Precipitate	119	19	3	10	15	0	908	6 4
	Mona Mine -	150	0	0	9	15	0	—	
	„ Blue Stone	1,008	0	0	25	4	0	—	
	„ Precipitate	282	0	0	25	7	0	—	
	Parys Mine East	22	0	0	1	10	0	—	
ISLE OF MAN -	Brada - -	60	16	1	5	8	0	289	6 4
IRELAND.									
WICKLOW -	Ballygahan -	20	0	0	1	0	0	25	0 0
	Ballymurtagh -	937	0	0	75	0	0	—	
	„ Precipitate -	18	0	0	5	10	0	—	
	Tigrony - -	22	4	0	4	0	0	347	13 2

* This was "burnt leavings," and the copper was *argentiferous copper precipitate*.

CORNWALL.

PURCHASES of the several COPPER COMPANIES in the Year ending December 1874.

Purchasers.	Ore.	Copper.	Amount.			Prod.	Standard.
	Tons.	Tons.cwts.qrs.lbs.	£	s.	d.		
Vivian and Sons -	8,718	657 7 1 20	42,760	1	2	7 $\frac{1}{2}$	101 10
P. Grenfell and Sons -	4,427	375 6 3 10	25,870	6	3	8 $\frac{1}{2}$	101 7
Neville, Druce, and Co.	6,968	486 14 1 15	30,836	3	3	7	102 14
Williams, Foster, and Co.	9,154	684 12 0 11	44,784	3	4	7 $\frac{1}{2}$	102 3
Mason and Elkington -	8,211	510 3 2 27	31,830	5	10	6 $\frac{3}{8}$ $\frac{1}{16}$	106 12
Copper Miners' Co. -	3,182	258 16 2 1	17,274	7	6	8 $\frac{1}{2}$	100 10
Charles Lambert -	2,357	139 4 1 4	8,514	7	10	5 $\frac{3}{8}$ $\frac{1}{16}$	107 14
Newton, Keates, and Co.	1,633	178 13 0 15	12,394	15	2	10 $\frac{7}{8}$ $\frac{1}{16}$	94 10
Sweetland, Tuttle, and } Co. - - - - }	4,525	251 18 1 22	15,490	13	8	5 $\frac{1}{2}$ $\frac{1}{16}$	110 16
Total -	49,175	3,542 16 3 13	229,755	4	0	7 $\frac{1}{8}$ $\frac{1}{16}$	103 0
Decrease this year	5,920	239 7 3 19	—				

AT SWANSEA.

Purchasers.	Ore.	Copper.	Amount.			Prod.	Standard.
	Tons.	Tons.cwts.qrs.lbs.	£	s.	d.		
Copper Miners' Co. -	3,913	696 10 2 19	53,522	0	9	17 $\frac{3}{4}$	89 9
P. Grenfell and Sons -	2,803	686 14 2 20	53,623	16	3	24 $\frac{1}{2}$	87 5
Neville, Druce, and Co.	4,541	727 2 1 25	54,285	3	9	16	88 14
Vivian and Sons -	5,343	826 3 1 4	62,684	3	0	15 $\frac{3}{8}$ $\frac{1}{16}$	90 9
Williams, Foster, and Co.	8,050	1,178 13 3 10	89,115	16	9	14 $\frac{3}{8}$	90 19
British and Foreign } Copper Co. - - }	506	165 0 2 23	13,286	12	0	32 $\frac{3}{8}$	87 8
Mason and Elkington -	2,164	476 0 3 0	37,239	5	9	22	88 8
Charles Lambert -	1,823	411 18 1 0	31,191	11	9	22 $\frac{5}{8}$	85 10
Ravenhead Copper Co.	342	111 1 1 16	8,458	5	6	32 $\frac{1}{2}$	83 1
Sweetland, Tuttle, and } Co. - - - - }	1,518	270 6 0 2	20,237	14	0	17 $\frac{3}{4}$ $\frac{1}{16}$	87 10
Landore Copper Co. -	26	2 1 2 11	104	0	0	8	78 6
Capper Pass and Son -	410	45 6 0 20	3,829	5	0	11	104 17
Total -	31,439	5,596 19 3 10	427,517	14	6	17 $\frac{3}{4}$ $\frac{1}{16}$	89
Increase this year	5,012	957 12 3 7	—				

It may be convenient to many to possess, without its being delayed, the General Summary of the current Half Year.

PURCHASES of the several COPPER COMPANIES for the Half Year ending June 1875.

IN CORNWALL.

Purchasers.	Ore.	Copper.			Amount.			Prod.	Standard.		
		Tons.	cwts.	qrs.	lbs.	£	s.			d.	
Vivian and Sons -	3,381	257	16	0	19	18,549	7	9	7 $\frac{3}{8}$	108	0
P. Grenfell and Sons -	2,309	209	9	3	6	15,882	3	7	9 $\frac{1}{8}$	106	2
Nevill, Druce, and Co. -	3,183	194	11	1	22	13,668	1	3	6 $\frac{1}{8}$	115	5
Williams, Foster, and Co.	4,020	298	1	3	26	21,915	1	6	7 $\frac{3}{8}$	118	12
Mason and Elkington -	3,704	223	19	3	18	16,022	1	7	6	117	0
Copper Miners Co. -	2,390	177	5	1	10	13,119	11	3	7 $\frac{3}{8}$	118	1
Charles Lambert -	1,651	92	3	1	16	6,557	4	8	5 $\frac{1}{8}$	118	8
Newton, Keates, and Co.	554	51	13	3	0	3,969	15	3	9 $\frac{1}{4}$	118	4
Sweetland, Tuttle, and Co.	2,547	144	18	1	14	10,293	17	2	5 $\frac{3}{8}$	118	7
Total -	23,739	1,650	0	0	19	119,977	4	0	6 $\frac{1}{8}$	118	5
Decrease this half year -	378	70	16	2	16	—	—	—	—	—	—

AT SWANSEA.

Purchasers.	Ore.	Copper.			Amount.			Prod.	Standard.			
		Tons.	cwts.	qrs.	lbs.	£	s.			d.		
Copper Miners Co. -	1,059	195	4	2	25	15,778	17	9	18 $\frac{3}{8}$	118	0	
P. Grenfell and Sons -	1,076	195	11	3	25	15,676	16	0	18 $\frac{3}{8}$	118	10	
Nevill, Druce, and Co. -	1,291	319	12	3	23	25,880	10	0	24 $\frac{3}{8}$	90	1	
Vivian and Sons -	1,310	187	14	2	23	14,602	17	0	14 $\frac{1}{4}$	118	9	
Williams, Foster, and Co.	1,705	239	6	0	20	19,100	15	9	14	95	17	
British & Foreign Copper Co.	147	41	5	1	5	3,394	13	0	28	118	6	
Mason and Elkington -	699	202	10	2	11	16,559	1	10	29	89	10	
Charles Lambert -	1,787	899	14	1	2	32,184	2	7	22 $\frac{3}{8}$	90	11	
Sweetland, Tuttle, and Co.	1,328	271	4	2	17	21,908	7	1	20 $\frac{3}{8}$	118	15	
Capper, Pass, and Son -	126	12	9	2	0	1,007	8	0	9 $\frac{7}{8}$	118	103	9
W. Roberts, Junior -	67	19	16	3	25	1,646	10	6	29 $\frac{3}{8}$	90	11	
Total -	10,595	2,084	11	3	8	167,739	19	6	19 $\frac{3}{8}$	118	91	18
Decrease this half year -	6,508	902	8	2	15	—	—	—	—	—	—	

IMPORTS OF COPPER
into the UNITED KINGDOM in 1874, as per Parliamentary Returns.

Description of Copper.	Quantities.
Copper Ore - - - - -	Tons. 47,866
" Regulus - - - - -	28,424
Old Copper for remanufacture - - - - -	1,309
Unwrought and part wrought - - - - -	37,754
Copper Manufactures - - - - - Value £86,211	—

IMPORTS OF COPPER, 1874.

Countries from which Imported.	Ore.	Regulus.	Old for Remanufacture.	Unwrought and Part Wrought.	Copper Manufactures.
	Tons.	Tons.	Tons.	Tons.	£
Sweden - - - - -	6	—	91	38	550
Norway - - - - -	797	—	23	24	—
Denmark - - - - -	—	—	6	—	6
Germany - - - - -	549	—	396	207	1,938
Holland - - - - -	139	—	95	44	4,933
Belgium - - - - -	565	94	100	—	2,299
France - - - - -	1,162	1	148	315	69,445
Portugal, Azores, and Madeira - - - - -	1,722	1,048	28	—	1,000
Spain - - - - -	3,450	2,063	11	34	17
Gibraltar - - - - -	—	—	2	—	—
Italy - - - - -	7,655	37	42	—	15
Austrian Territories - - - - -	—	—	40	—	—
Malta - - - - -	—	—	25	—	—
Greece - - - - -	6	—	—	—	—
Turkey, including Wallachia - - - - -	—	14	—	93	15
Algeria - - - - -	280	—	—	—	—
West Africa, foreign - - - - -	2	1	13	3	40
Cape of Good Hope - - - - -	12,659	130	77	3	—
Natal - - - - -	9	—	4	—	—
British India - - - - -	—	—	—	—	2,140
Philippine Islands - - - - -	—	—	—	6	—
China - - - - -	8	—	—	33	—
Japan - - - - -	—	—	—	—	175
Australia :					
West Australia - - - - -	38	—	—	—	—
South Australia - - - - -	355	—	10	4,776	—
Victoria - - - - -	61	28	21	1,764	1,085
New South Wales - - - - -	30	75	32	3,542	—
Queensland - - - - -	—	—	—	192	—
Tasmania - - - - -	—	—	10	—	—
New Zealand - - - - -	—	—	3	—	9
British North America - - - - -	4,858	211	2	2	25
United States of America :					
On the Atlantic - - - - -	154	94	—	728	1,960
On the Pacific - - - - -	610	375	—	—	—
British West India Islands - - - - -	—	—	26	—	460
British Guiana - - - - -	—	—	8	—	—
Spanish West Indies - - - - -	—	—	15	—	—
Mexico - - - - -	554	—	—	3	—
New Granada - - - - -	—	—	1	421	—
Peru - - - - -	383	585	7	3,437	—
Bolivia - - - - -	4,355	1,046	—	—	—
Chili - - - - -	7,456	22,521	35	21,689	—
Brazil - - - - -	—	6	28	40	—
Argentine Republic - - - - -	—	95	1	360	—
Other Parts - - - - -	3	—	9	—	99
Total Import - - - - -	47,866	28,424	1,309	37,754	86,211

EXPORTS OF COPPER,
As per Parliamentary Returns.

Description of Copper.	British.	Foreign.
	Tons.	Tons.
Copper Ore - - - - -	2	554
Regulus - - - - -	—	696
Unwrought, in bricks and pigs - - - - -	10,072	23,987
Copper Coin - - - - -	206	—
Mixed or Yellow Metal - - - - -	14,056	—
Wrought Copper of other sorts - - - - -	10,350	—
Old Copper - - - - -	—	323
Copper Manufactures - - - - - Value	—	£49,199

BRITISH COPPER EXPORTED in the Year 1874.

Countries to which Exported.	Unwrought in Bricks, Pigs, &c.	Coin.	Mixed or Yellow Metal.	Wrought Copper of other Sorts.	Total of British Copper (exclusive of Ore).
	Tons.		Tons.	Tons.	Tons.
Russia : Northern Ports - - - - -	414	—	53	1,055	1,522
" Southern Ports - - - - -	14	—	1	493	508
Sweden - - - - -	11	26	241	341	619
Norway - - - - -	4	—	804	96	904
Denmark - - - - -	71	56	24	42	193
Germany - - - - -	3,082	—	1,134	483	4,649
Holland - - - - -	2,124	—	625	295	3,044
Belgium - - - - -	1,612	19	396	268	2,295
Channel Islands - - - - -	—	—	26	1	27
France - - - - -	2,537	—	504	34	3,075
Portugal, Azores, and Madeira - - - - -	21	—	179	214	414
Spain and the Canaries - - - - -	25	—	86	142	253
Gibraltar - - - - -	—	—	24	14	38
Italy - - - - -	33	—	1,301	569	1,903
Austrian Territories - - - - -	138	—	303	13	454
Malta - - - - -	1	—	47	7	55
Greece - - - - -	—	—	12	194	206
Turkey : European - - - - -	6	—	6	935	947
" Asiatic - - - - -	—	—	4	476	480
Wallachia and Moldavia - - - - -	—	—	—	46	46
Egypt - - - - -	16	—	28	555	599
Morocco - - - - -	—	—	—	11	11
West Coast of Africa - - - - -	—	—	48	10	58
British Possessions in South Africa - - - - -	1	—	62	18	81
Mauritius - - - - -	3	—	86	40	129
Aden - - - - -	—	—	1	9	10
British India : Continental Territories - - - - -	431	—	3,377	2,096	5,904
Straits Settlements - - - - -	—	104	438	36	578
Ceylon - - - - -	11	—	80	37	123
Java - - - - -	—	—	206	129	335
Philippine Islands - - - - -	—	—	89	22	111
China - - - - -	12	—	144	70	226
Hong Kong - - - - -	1	—	889	26	916
Japan - - - - -	—	—	27	8	35
Australia : West Australia - - - - -	—	—	3	2	5
" South Australia - - - - -	—	—	46	19	65
" Victoria - - - - -	—	—	299	86	385
" New South Wales - - - - -	—	—	428	73	501
" Queensland - - - - -	—	—	13	13	26
Carried forward - - - - -	10,568	205	12,034	8,928	31,735

COPPER ORE RETURNS, 1874.

35

Countries to which Exported.	Unwrought in Bricks, Pigs, &c.	Coin.	Mixed or Yellow Metal.	Wrought Copper of other Sorts.	Total of British Copper (exclusive of Ore).
	Tons.		Tons.	Tons.	Tons.
Brought forward -	10,568	205	12,034	8,928	31,735
Australia: Tasmania -	—	—	32	6	38
New Zealand -	3	—	93	27	123
British North America -	62	—	814	124	1,000
United States of America: On the Atlantic -	46	—	461	48	555
United States of America: On the Pacific -	—	—	194	—	194
British West India Islands and British Guiana -	3	1	51	125	180
British Honduras -	—	—	4	6	10
Foreign West Indies -	—	—	81	254	335
Mexico -	—	—	4	15	19
United States of Columbia (New Granada) -	3	—	11	12	26
Venezuela -	—	—	—	12	12
Ecuador -	10	—	—	14	24
Peru -	2	—	48	64	109
Chili -	—	—	81	39	120
Brasil -	5	—	126	645	776
Uruguay -	—	—	11	12	23
Argentine Republic -	—	—	10	11	21
Other Parts -	—	—	6	8	14
Total Export of British Copper	10,702	206	14,056	10,350	35,314

FOREIGN COPPER EXPORTED in the Year 1874.

Countries to which Exported.	Ore.	Regulus.	Old, for Remanu- facture.	Unwrought and Part Wrought.	Copper Manufac- tures (Value).
	Tons.	Tons.	Tons.	Tons.	£
Russia: Northern Ports -	—	—	—	2,376	5,010
Southern Ports -	—	—	—	7	14,235
Denmark -	—	—	—	51	2,487
Germany -	6	—	44	3,049	3,449
Holland -	—	2	50	4,313	2,413
Belgium -	—	84	11	1,257	10
France -	542	579	208	10,991	132
Spain -	—	—	—	340	12
Italy -	—	—	—	235	443
Austrian Territories -	—	—	10	12	300
Wallachia and Moldavia -	—	—	—	—	475
British Possessions in South Africa -	—	—	—	50	—
British India: Continental Territories -	—	—	—	1,220	17,706
Straits Settlements -	—	—	—	6	1,270
China -	—	—	—	17	—
United States of America: On the Atlantic -	6	31	—	62	—
Central America -	—	—	—	—	472
Other Parts -	—	—	—	1	836
Total Export of Foreign Copper	554	696	323	23,987	49,200

IMPORTS OF COPPER.

SUMMARY of IMPORTS for Three Years ending 1874, as per Board of Trade Returns.

Description of Copper.	1872.	1873.	1874.
Copper Ore - - - -	Tons. 44,081	Tons. 50,561	Tons. 47,919
„ Regulus - - - -	28,630	27,754	28,058
„ unwrought or part wrought	47,486	84,320	37,611

COPPER ORE.

Countries from which Imported.	Quantities.			Value.		
	1872.	1873.	1874.	1872.	1873.	1874.
	Tons.	Tons.	Tons.	£	£	£
Spain - - -	7,255	3,964	3,540	124,175	76,949	74,739
Chili - - -	1,408	12,778	7,456	83,026	211,350	122,466
Australia - -	1,254	1,765	484	16,286	25,678	6,201
Other Countries -	34,164	32,054	36,439	579,371	524,857	512,476
Total - - -	44,081	50,561	47,919	752,858	838,334	715,382

COPPER REGULUS.

Countries from which Imported.	Quantities.			Value.		
	1872.	1873.	1874.	1872.	1873.	1874.
	Tons.	Tons.	Tons.	£	£	£
Chili - - -	23,277	22,261	22,521	955,371	879,897	832,558
Other Countries -	5,353	5,493	5,537	220,576	249,553	240,683
Total - - -	28,630	27,754	28,058	1,175,947	1,129,450	1,073,241

COPPER UNWROUGHT OR PART WROUGHT.

Countries from which Imported.	Quantities.			Value.		
	1872.	1873.	1874.	1872.	1873.	1874.
	Tons.	Tons.	Tons.	£	£	£
Chili - - -	27,371	20,130	21,568	2,508,776	1,719,534	1,750,333
Australia - -	11,638	10,565	10,269	1,097,009	984,129	914,062
Other Countries -	8,477	3,625	5,774	769,778	314,809	462,463
Total - - -	47,486	34,320	37,611	4,370,563	3,018,472	3,126,858

EXPORTS OF COPPER.
(British Production.)

SUMMARY of EXPORTS for Three Years ending 1874, as per Board of Trade Returns.

Description of Copper.	1872.	1873.	1874.
	Cwts.	Cwts.	Cwts.
Unwrought or part wrought -	295,745	259,187	215,213
Wrought or manufactured -	181,368	209,448	212,326
Mixed or yellow metal sheathing -	209,644	230,762	281,718
Total - -	686,757	699,397	709,252

BRITISH COPPER EXPORTED.
UNWROUGHT in INGOTS, CAKES, and SLABS.

Countries to which Exported.	Copper.			Value.		
	1872.	1873.	1874.	1872.	1873.	1874.
	Cwts.	Cwts.	Cwts.	£	£	£
Germany - - -	59,794	59,080	61,195	286,655	278,146	269,146
Holland - - -	58,456	41,506	41,561	281,646	193,090	183,063
Belgium - - -	27,452	35,024	31,635	129,331	162,497	139,776
France - - -	76,371	56,219	53,038	366,101	256,990	234,757
United States - -	61,968	45,108	726	302,116	216,069	3,175
British India - -	3,179	3,803	8,838	16,394	18,258	38,513
Other Countries -	8,325	18,498	18,225	40,071	87,562	80,145
Total - - -	295,745	259,187	215,213	1,422,314	1,212,612	948,575

COPPER WROUGHT OR MANUFACTURED.

Countries to which Exported.	Copper.			Value.		
	1872.	1873.	1874.	1872.	1873.	1874.
	Cwts.	Cwts.	Cwts.	£	£	£
Russia - - -	29,031	25,549	30,866	148,873	129,071	146,859
Germany - - -	9,121	11,822	8,672	47,261	58,745	44,034
Holland - - -	6,595	7,721	5,950	84,107	40,186	30,978
France - - -	2,915	6,952	838	15,887	31,763	4,059
Italy - - -	14,584	13,603	11,452	77,552	72,564	60,019
Turkey - - -	19,883	36,804	28,250	102,202	187,964	189,355
Egypt - - -	15,010	16,128	11,090	73,205	84,693	56,157
United States - -	2,316	1,848	1,162	11,189	9,676	6,089
British India - -	30,725	29,593	45,467	155,894	146,269	218,950
Other Countries -	51,188	59,428	68,579	277,206	323,770	358,241
Total - - -	181,868	209,448	212,326	948,376	1,084,701	1,059,741

MIXED OR YELLOW METAL SHEATHING.

Quantities.			Value.		
1872.	1873.	1874.	1872.	1873.	1874.
Cwts. 209,644	Cwts. 230,762	Cwts. 281,713	£ 860,712	£ 990,160	£ 1,146,112

EXPORTS OF COPPER,

Of FOREIGN PRODUCTION, in the Year 1874, and two previous Years,
as per Board of Trade Returns.

				Tons.
1872, Copper unwrought or part wrought	-	-	-	12,858
1873 do.	do.	do.	-	20,441
1874 do.	do.	do.	-	24,293

COPPER ORES

IMPORTED into the TYNE in 1874, from Returns recieved at the River
Dues Offices.

From Germany	-	-	-	Tons: 100
„ Netherlands	-	-	-	65
„ Spain and Portugal	-	-	-	2,045
„ Sweden, Denmark, Norway	-	-	-	166
„ United States and West Indies	-	-	-	30
„ British America	-	-	-	300
				<u>2,706</u>

1874.

LEAD AND SILVER.

NOTE.—The Returns of Lead Ore made to the INSPECTORS of METALLIFEROUS MINES have been generally adopted. In some few cases the returns made to the MINING RECORD OFFICE have been preferred. In nearly all cases the quantities of lead and silver have been made to the MINING RECORD OFFICE, or computed from assays with which this Office has been favoured, and from the general knowledge of the KEEPER OF MINING RECORDS.

The Total Quantity of LEAD ORE raised and sold in the UNITED KINGDOM during 1874, and SILVER obtained, was as follows:—

LEAD ORE	-	-	-	-	76,151 tons 12 cwts.
LEAD	-	-	-	-	58,754 „ 10 „
SILVER	-	-	-	-	509,558 ounces.

The following, computed from the Table of Prices, gives the total values as—

	£	s.
LEAD ORE	-	1,024,107 0
LEAD	-	1,298,468 0
SILVER	-	127,389 10

The Prices of Lead Ore per ton at the Holywell and Aberystwith sales during 1874, rejecting a few low and high priced parcels, were:—

Months.	Highest.	Lowest.	Mean.
	£ s. d.	£ s. d.	£ s. d.
January	19 8 0	12 7 6	15 8 6
February	19 5 6	13 0 0	15 10 6
March	18 15 0	12 11 6	14 16 6
April	18 0 6	12 12 0	14 10 6
May	17 17 6	10 0 0	13 0 6
June	17 10 0	12 1 6	13 15 0
July	18 1 0	12 8 6	13 15 0
August	18 0 0	12 1 6	13 18 6
September	18 0 0	12 7 6	14 9 6
October	18 18 0	13 1 0	15 5 6
November	19 6 0	13 13 0	15 4 0
December	20 5 0	14 0 6	16 11 0
Mean Prices	18 12 0	12 10 0	14 13 6

SUMMARY OF LEAD ORE, LEAD, AND SILVER PRODUCE OF 1874.

No. of Mines.	Counties.	Lead Ore.	Lead.	Silver.
	ENGLAND.			
	Cornwall - - -	Tons. cwts. 3,119 14½	Tons. cwts. 2,387 8	Ozs. 85,804
	Devonshire - - -	451 14	311 13	7,809
	Somersetshire - - -	1,479 2	402 14	400
	Derbyshire - - -	4,301 17	3,572 15	800
	Staffordshire - - -	2 15	1 19	—
	Shropshire - - -	7,773 12	6,088 16	1,912
	Cumberland - - -	2,102 7	1,574 11	10,395
	Yorkshire - - -	4,900 14	3,492 1	1,500
	Westmoreland - - -	1,372 3	945 2	13,704
	Durham and Northumberland	18,839 9	15,689 12	70,336
	WALES.			
	Brecknockshire - - -	9 6	6 10	30
	Cardiganshire - - -	5,423 4	4,075 11	41,047
	Caermarthenshire - - -	496 7	391 7	1,651
	Radnorshire - - -	34 12	25 10	150
	Pembrokeshire - - -	113 0	98 0	588
	Montgomeryshire - - -	8,018 7	6,331 5	55,081
	Merionethshire - - -	218 0	167 15	584
	Denbighshire - - -	3,100 18	2,503 19	[12,109
	Flintshire - - -	4,397 4	3,312 6	22,351
	Carnarvonshire - - -	1,159 3	882 4	4,042
	ISLE OF MAN - - -	4,204 14	3,185 8	161,612
	IRELAND - - -	1,752 14	1,313 12	6,555
	SCOTLAND - - -	2,931 1	2,073 0	11,317
	Total of the United Kingdom	76,201 12	58,777 8	509,277

PRICES OF ENGLISH PIG and SHEET LEAD (per Ton) in the LONDON MARKET, being the Average of each Week, for the Year 1874.

For the Week ending		English Pig.	English Sheet.	English Pig(W.B.)	Patent Shot.
		£ s. d.	£ s. d.	£ s. d.	£ s. d.
January	2	24 2 6	25 7 6	25 0 0	27 5 0
"	9	24 2 6	25 7 6	25 0 0	27 0 0
"	16	24 0 0	25 7 6	25 0 0	27 0 0
"	23	23 15 0	25 0 0	25 0 0	27 0 0
"	30	23 8 9	24 12 6	24 10 0	26 15 0
February	6	23 8 9	24 12 6	24 10 0	26 15 0
"	13	23 0 0	24 2 6	24 10 0	26 10 0
"	20	22 15 0	24 2 6	24 10 0	26 15 0
"	27	22 0 0	24 2 6	23 10 0	26 15 0
March	6	21 17 6	24 2 6	23 10 0	26 15 0
"	13	21 17 6	24 2 6	23 10 0	26 15 0
"	20	21 15 0	24 0 0	23 10 0	26 15 0
"	27	21 5 0	24 0 0	23 10 0	26 15 0
April	3	21 5 0	24 0 0	23 0 0	26 5 0
"	10	21 5 0	23 5 0	23 0 0	26 5 0
"	17	20 10 0	23 0 0	23 0 0	26 5 0
"	24	20 10 0	23 0 0	23 0 0	26 5 0
May	1	20 7 6	22 10 0	23 0 0	26 5 0
"	8	20 7 6	22 10 0	23 0 0	26 5 0
"	15	20 7 6	22 10 0	23 0 0	26 5 0
"	22	20 15 0	22 10 0	23 0 0	26 5 0
"	29	20 15 0	22 10 0	23 0 0	25 0 0
June	5	21 0 0	22 15 0	23 0 0	25 0 0
"	12	21 2 6	22 15 0	23 0 0	25 5 0
"	19	21 2 6	22 15 0	23 0 0	25 5 0
"	26	21 2 6	22 10 0	21 17 6	25 2 6
July	3	21 2 6	22 10 0	21 17 6	25 5 0
"	10	21 2 6	22 10 0	21 17 6	25 5 0
"	17	21 2 6	22 10 0	21 17 6	25 5 0
"	24	21 2 6	22 10 0	21 17 6	25 5 0
"	31	21 7 6	22 10 0	21 17 6	25 5 0
August	7	21 7 6	22 10 0	21 17 6	25 5 0
"	14	21 7 6	22 10 0	21 17 6	25 5 0
"	21	21 7 6	22 10 0	21 15 0	25 5 0
"	28	21 7 6	22 10 0	21 15 0	25 5 0
September	4	21 7 6	23 0 0	22 0 0	25 5 0
"	11	21 7 6	23 0 0	22 0 0	25 5 0
"	18	21 17 6	23 0 0	23 0 0	25 10 0
"	25	22 0 0	23 15 0	23 0 0	26 5 0
October	2	22 5 0	23 17 6	23 10 0	26 5 0
"	9	22 5 0	23 17 6	23 10 0	26 5 0
"	16	22 12 6	24 5 0	23 15 0	26 10 0
"	23	22 17 6	24 5 0	24 0 0	26 12 6
"	30	23 7 6	24 10 0	24 0 0	26 12 6
November	6	23 10 0	24 12 6	24 10 0	26 12 6
"	13	23 10 0	24 12 6	23 10 0	26 12 6
"	20	23 15 0	24 15 0	23 15 0	26 12 6
"	27	24 0 0	24 17 6	24 10 0	26 12 6
December	4	24 0 0	25 0 0	24 10 0	26 12 6
"	11	24 0 0	25 0 0	24 10 0	26 12 6
"	18	24 0 0	25 0 0	24 10 0	26 12 6
"	24	24 0 0	25 10 0	24 10 0	26 12 6
Mean Price	-	22 2 0	23 13 0	23 6 0	26 3 0
Highest "	-	24 2 6	25 10 0	25 0 0	27 5 0
Lowest "	-	20 7 6	22 10 0	21 15 0	25 0 0

LEAD MINES SELLING ORE IN 1874.
ENGLAND.

No.	Names of Mines.	Lead Ore.	Lead.	Silver.	Value of Ore Returned.
CORNWALL.					
		Tons. cwt.	Tons. cwt.	Ozs.	£ s. d.
1	Ashburton Lady - -	0 17	0 12	—	—
2	Brothers Huel (<i>Argentiferous Ore</i>)* - -	—	—	1,570	461 3 10
3	Carclaze - - -	0 9½	0 7	—	26 15 10
4	Chiverton, East - -	6 2	4 3	36	87 16 0
5	Chiverton, New - -	81 0	60 15	302	1,012 15 11
6	Chiverton, West - -	1,557 18	1,167 10	24,574	19,296 7 9
7	Cornish Consolidated - -	13 0	9 15	50	—
8	Herodsfoot - - -	378 9	283 10	27,500	6,655 11 6
9	Jane, Huel - - -	5 5	3 18	20	112 2 8
10	Mary Ann, Huel - -	538 0	403 10	28,850	8,597 8 8
11	Perran Huel Virgin - -	3 12	2 14	22	—
12	Phoenix Silver Lead - -	12 14	9 10	47	183 2 0
13	Prince Royal - - -	0 15	0 9	—	12 8 0
14	Roskear West - - -	1 20	1 5	—	36 0 1
15	Treamble - - -	11 6	8 0	48	—
16	Treburgett, Old† - -	508 7	381 5	2,285	15,145 1 10
Total of CORNWALL		3,119 14½	2,337 3	85,304	—
DEVONSHIRE.					
1	Betsy Huel - - -	70 15	49 12	198	781 15 10
2	Cwm Molton - - -	7 17	5 10	36	—
3	Exmouth - - -	86 2	61 12	246	—
4	Frank Mills - - -	237 2	165 18	5,925	3,252 5 4
5	Friendship Huel - -	3 9	2 13	10	49 17 8
6	South Ward - - -	43 19	24 11	1,386	597 12 2
7	Tamar Valley - - -	2 10	1 17	8	50 0 0
Total of DEVONSHIRE‡		451 14	311 13	7,809	—
SOMERSETSHIRE.					
1	Charterhouse Works - -	543 13	90 8	—	3,599 2 5
2	Harpree, East - - -	130 17	58 11	—	757 10 11
3	Waldegrave { <i>Slimes</i> - -	265 1	145 15	—	—
	{ <i>Slags</i> - - -	539 11	108 0	—	—
Total of SOMERSETSHIRE		1,479 2	402 14	400	—
DERBYSHIRE.					
1	SMELTERS RETURNS (The lead gives also the metal from SLAGS and SOOT.)	4,301 17	3,572 15	800	—
INSPECTOR'S RETURNS :—				Tons. cwt. qrs.	
From 66 mines producing above 1 ton of ore				2,612 11 2	
From 17 do. do. <i>Brown ore</i>				461 10 1	
From 35 do. below 1 ton - - -				11 3 2	
				3,085 5 1	
STAFFORDSHIRE.					
1	Ecton Hill - - -	2 15	1 19	—	31 12 6

* Obtained from 1 ton 6 cwt. 3 qrs. 16½ lbs. of silver and copper precipitate obtained from the ores of this mine.

† Shipped from Padstow 243 tons of lead ore.

‡ 334 tons were shipped at Teignmouth.

No.	Names of Mines.	Lead Ore.	Lead.	Silver.	Value of Ore Returned.
SHROPSHIRE.		Tons. cwt.	Tons. cwt.	Ozs.	£ s. d.
1	Bog - - -	625 0	487 10	—	8,611 12 6
2	Pennerley - - -	940 0	728 0	—	12,794 10 0
3	Perkins Beach - - -	44 0	34 6	—	572 8 0
4	Roman Gravels - - -	2,482 0	1,982 5	—	35,243 0 10
5	Snallbeach - - -	2,593 7	2,023 17	—	—
6	Stiperstones, West - - -	1 5	0 18	—	—
7	Tankerville - - -	997 0	756 0	1,512	14,143 16 6
8	Tankerville, West - - -	91 0	71 0	400	1,340 4 6
Total of SHROPSHIRE -		7,773 12	6,083 16	1,912	—
CUMBERLAND.					
ALSTON MOOR.					
Gov. and Co.'s Mines.	Browngill - - -	49 11	37 3	260	—
	Capel Cleugh - - -	81 2	60 16	424	—
	Carrs and Hanging Shaw - - -	148 3	111 0	777	—
	Fletcheras - - -	5 13	4 4	31	—
	Guddamgill - - -	7 6	5 9	38	—
	Long Cleugh - - -	161 10	121 2	848	—
	Middle Cleugh - - -	253 0	189 15	1,328	—
	Prior's Dale - - -	15 6	11 0	107	—
	Rampgill - - -	174 12	130 19	917	—
	Scale Burn - - -	12 18	9 13	67	—
	Small Cleugh - - -	17 1	12 15	89	—
	Carrs Vein (West of Nent) - - -	0 8	0 6	—	—
	Dowke Burn or Cashwell - - -	224 0	168 0	840	—
	Dowgang Vein - - -	52 0	39 0	195	650 0 0
Dowpot Syke Vein - - -	38 0	28 10	142	—	
Benty Field, Sun Vein, East End - - -	45 12	34 4	171	642 13 7	
Blagill Vein - - -	28 16	21 12	63	—	
Brownley Hill - - -	180 0	135 0	675	2,441 13 6	
Rodderup Fell - - -	264 14	200 15	1,000	3,286 10 0	
Saddleback - - -	26 3	19 10	114	—	
Yewthwaite, &c. - - -	1 0	0 15	—	—	
TYNHEAD MANOR.					
22	Brandy Gill - - -	5 10	4 2	29	—
23	Calvert - - -	7 12	5 1	40	—
CALDBECK DISTRICT.					
24	Caldbeck Fells or Rough-tengill and Drigill - - -	302 10	224 0	2,240	3,158 6 3
Total of CUMBERLAND		2,102 7	1,574 11	10,395	—
YORKSHIRE.					
1	Arkendale - - -	1,265 8	790 17	} 500 {	—
2	Connonley - - -	20 9	14 9		—
3	Gavel Mines* - - -	20 8	13 17		—
4	Ellerton Moor - - -	4 18	3 13		265 7 0
5	Fell End - - -	0 16	0 12		65 0 0
Carried forward -		1,311 19	823 8	500	—

* Starbotton and Buckden.

LEAD ORE AND LEAD RETURNS, 1874.

No.	Names of Mines.	Lead Ore.	Lead.	Silver.	Value of Ore Returned.		
	YORKSHIRE—cont.	Tons. cwts.	Tons. cwts.	Ozs.	£ s. d.		
	Brought forward -	1,311 19	823 8	500	—		
6	Grassington -	286 9	182 14	} 1,000	—		
7	Grassington Royalties -	9 16	5 15		—		
8	Hurst -	536 17	397 0		—		
9	Old Providence -	4 13	3 9		54 19 9		
10	Merrybent -	9 0	6 15		112 10 0		
11	Silver Rake -	10 2	7 10		95 4 0		
12	Keld Heads -	367 10	293 0		—		
13	Wharfedale Mine or Star- botton Moorend -	40 18	30 13		476 8 8		
14	Yorkshire (<i>Nidderdale</i>) -	4 8	3 2		108 0 0		
15	AD Surrender (<i>Swaledale</i>) -	31 0	23 5		403 0 0		
16	AD Swinnergill -	36 5	27 3		470 0 0		
17	Old Gang -	2,250 7	1,687 5		—		
18	Whitwell Mines (<i>Forest of Bowland</i>) -	1 10	1 2		17 15 0		
	Total of YORKSHIRE -	4,900 14	3,492 1		1,500	—	
	WESTMORELAND.						
1	Greenside -	1,276 0	873 2		13,063	—	
2	Governor and Co.'s Mines. {	Hardshins -	7 1		5 5	36	—
3		Hilton and Mur- ton -	52 8		39 6	274	—
4		Hunters Vein -	4 2	3 0	21	—	
5		Silverband -	32 12	24 9	310	—	
	Total of WESTMORELAND	1,372 3	945 2	13,704	—		
	DURHAM AND NORTHUMBERLAND.						
1	ALLENDALE, East and West, and WEARDALE }	7,486 3	7,152 5	41,486	—		
	TEESDALE AND WEARDALE.						
2	Gov. & Co.'s Mines. {	Coldberry -	1,370 18	1,028 3	3,084	—	
3		Coldberry Skcars -	59 8	34 11	103	—	
4		Flakebrigg -	120 0	90 0	270	—	
5		Little Egglehope -	487 8	365 11	1,096	—	
6		Redgroves -	400 0	300 0	900	—	
7		Whitfield Brow Yew Tree and Flakebrigg	2,802 8	2,101 6	6,303	—	
8		Wire Gill -	1,598 0	1,198 10	3,595	—	
9		Yorkshire Mines -	78 0	58 10	175	—	
10		Derwent Mines -	312 7	231 3	2,048	5,198 2 2	
11		Fallowfield -	171 4	128 12	768	2,246 5 7	
12		Grass Hill -	20 0	15 0	45	—	
13		Green Hurth -	350 0	262 10	1,575	—	
14		Healey Field -	104 11	68 10	408	—	
15		Scar Head -	2 12	1 19	13	—	
16		Pike Law -	25 10	19 2	133	—	
17		Langdon -	10 0	7 0	40	—	
18		Langley Barony -	210 13	168 10	—	2,843 7 2	
19		Rookhope Valley -	120 0	95 15	227	1,286 2 6	
20	Stonicroft and Greyside -	3,007 0	2,285 5	6,765	39,211 8 10		
21	West Slit -	103 7	77 10	462	—		
	Total of DURHAM and ORTHUMBERLAND }	18,889 9	15,689 12	70,336	—		

WALES.

No.	Names of Mines.	Lead Ore.	Lead.	Silver.	Value of Ore Returned.
		Tons. cwt.	Tons. cwt.	Ozs.	£ s. d.
BRECONSHIRE.					
1	Nant y Car - - -	9 6	6 10	30	8 10 0
CARDIGANSHIRE.					
1	Aberystwith - - -	50 6	36 0	186	—
2	Bronfloyd - - -	184 0	125 0	1,750	2,810 7 4
3	Bryn Arian and Pensarn -	8 0	6 0	48	—
4	Bwlch Consols - - -	36 0	27 0	162	542 15 6
5	Bwadrain - - -	134 0	100 0	400	1,667 0 0
6.	Caegynon - - -	35 0	25 10	—	455 0 0
7	Cefn-cwm-Bryno - - -	116 12	87 0	—	—
8	Cwm-Erfin - - -	17 15	11 10	—	190 6 10
9	Cwm-Ystwyth - - -	178 0	133 0	1,950	2,412 19 6
10	De Broke - - -	49 0	38 0	—	682 18 0
11	Darren, South, or Cwm-Sebon	152 0	118 10	4,637	3,034 13 9
12	Darren, East - - -	650 0	490 0	13,932	11,499 2 11
13	Darren, Great - - -	86 15	65 0	325	1,651 7 4
14	Esgair Hir - - -	164 9	119 10	1,562	2,163 8 0
15	Esgair Lle, West - - -	109 0	81 15	405	330 2 0
16	Esgair Mwyn - - -	24 2	18 0	72	259 11 3
17	Frongoch - - -	850 0	646 0	—	—
18	Glogfach - - -	200 0	152 0	4,800	—
19	Glogfawr - - -	671 0	513 0	5,130	28,665 8 2
20	Graigoch - - -	141 0	104 10	—	—
21	Logylas, East - - -	97 0	72 0	450	—
22	Gertrude or Bodcoll - - -	36 4	27 0	84	451 17 10
23	Goginan - - -	122 0	91 10	2,856	2,137 19 8
24	Grogwinion - - -	500 0	387 0	1,548	6,733 0 0
25	Llawr-Cwmbach - - -	22 19	17 10	105	330 17 5
26	Monydd Gordder - - -	25 0	18 0	—	—
27	Plynlimmon - - -	403 19	303 0	—	5,462 14 3
28	Powell Consolidated - - -	174 5	130 13	—	2,370 6 0
29	Tanyralt - - -	10 4	7 13	120	165 0 0
30	Melindwr Valley - - -	25 0	19 0	—	351 17 6
31	Sundry Mines - - -	150 0	105 0	525	—
Total of CARDIGANSHIRE		5,423 4	4,075 11	41,047	—
GAERMARTHENSHIRE.					
1	Nant-y-Mwyn* - - -	486 10	384 0	1,651	6,673 0 0
2	Bryn Towy and Nant - - -	9 17	7 7	—	114 0 0
Total of CARMARTHENSHIRE		496 7	391 7	1,651	—
PEMBROKESHIRE.					
1	Llanfyrnach (<i>Llandoverly</i>)	113 0	98 0	588	1,056 10 8
RADNORSHIRE.					
1	Cwm-Elan - - -	34 12	25 10	150	—

* Return to Inspectors 455 tons.

No.	Names of Mines.	Lead Ore.		Lead.		Silver.	Value of Ore Returned.		
		Tons.	cwts.	Tons.	cwts.	Ozs.	£	s.	d.
MONTGOMERYSHIRE.									
1	Aberdaunant - - -	32	10	24	7	60	407	6	0
2	Caellan - - -	25	16	19	8	—	349	11	0
3	Cwm-byr - - -	60	18	45	13	—	791	10	6
4	Cwm Ricket - - -	3	0	2	5	—	—	—	—
5	Dyliffe - - -	820	0	623	0	3,378	11,131	10	0
6	Fron Vellan - - -	6	0	4	10	—	27	12	0
7	Llangynog, New - - -	175	0	130	15	416	2,472	1	0
8	Llangynog, East - - -	143	0	106	10	312	—	—	—
9	Nantyiago - - -	99	12	74	0	—	1,330	0	0
10	Rhoswyddol - - -	124	14	93	10	561	1,572	10	2
11	Van - - -	6,050	0	4,840	0	48,400	86,078	17	6
12	Van Consols - - -	187	17	140	0	700	2,696	13	0
13	Van Great, West - - -	265	0	209	7	1,254	3,437	15	0
14	Wye Valley - - -	25	0	18	0	—	345	12	6
Total of MONTGOMERYSHIRE		8,018	7	6,331	5	55,081	—	—	—
MERIONETHSHIRE.									
1	Aberdovey - - -	10	0	7	0	84	—	—	—
2	Bwlch y Plwm - - -	150	0	112	10	500	2,150	0	0
3	Penrhyn - - -	58	0	48	5	—	—	—	—
Total of MERIONETHSHIRE		218	0	167	15	584	—	—	—
DENBIGHSHIRE.									
1	Minera - - -	3,036	0	2,454	10	11,779	41,669	2	0
2	Minerva Consolidated - - -	1	13	1	4	—	—	—	—
3	Park - - -	60	0	46	0	330	—	—	—
4	Pool Park - - -	3	0	2	5	—	—	—	—
5	Penfforddbedw - - -	—	—	—	—	—	—	—	—
6	Denbighshire Consols - - -	—	—	—	—	—	—	—	—
Total of DENBIGHSHIRE		3,100	13	2,503	19	12,109	—	—	—
FLINTSHIRE.									
1	Bryncock and East Pantymoy - - -	2	18	2	0	—	—	—	—
2	Celn Bog - - -	18	2	13	10	—	—	—	—
3	Celyn Level* - - -	54	10	41	0	240	—	—	—
4	Coetia Llys - - -	782	0	594	0	5,937	—	—	—
5	Constance, Lady - - -	10	0	6	10	—	—	—	—
6	Duchess of Westminster - - -	20	0	14	0	12	—	—	—
7	Gladstone - - -	17	0	12	15	73	225	6	8
8	Gorsedd and Merllyn - - -	53	0	39	10	213	—	—	—
9	Halkyn (Deep Level) - - -	46	0	30	10	166	614	0	0
10	Hazel Grove - - -	1	14	1	2	—	—	—	—
11	Hendre, North - - -	462	0	360	0	2,079	—	—	—
12	Prince Patrick - - -	490	0	384	0	1,370	—	—	—
13	Prince Patrick, West - - -	2	0	1	10	8	—	—	—
14	Prince Patrick, South - - -	205	0	157	0	783	—	—	—
15	Pant-y-ne South - - -	2	11	1	15	—	—	—	—
16	Pant-y-burth - - -	0	11	0	7	—	—	—	—
17	Panty Mwyn - - -	33	19	25	10	120	—	—	—
18	Pant-y-go West - - -	9	9	7	5	—	—	—	—
Carried forward - - -		2,210	14	1,692	4	11,001	—	—	—

* Now Gorsedd and Merllyn Consols.

No.	Names of Mines.	Lead Ore.	Lead.	Silver.	Value of Ore Returned.
FLINTSHIRE—cont.					
		Tons. cwts.	Tons. cwts.	Ozs.	£ s. d.
	Brought forward -	2,210 14	1,692 4	11,001	—
19	Pant y ne - - -	2 11	1 18	—	33 4 0
20	Parry's - - -	5 0	3 15	24	—
21	Pennant - - -	7 16	5 17	35	14 18 6
22	Queen - - -	15 0	11 10	108	—
23	Rhosesmor - - -	20 2	15 10	55	—
24	Saint David's - - -	10 0	7 10	33	—
25	Sir Edward - - -	—	—	—	—
26	South Merlyn - - -	3 12	2 15	—	—
27	St. Lawrence, &c. - - -	5 4	3 15	—	—
28	Trellynis - - -	2 17	1 10	—	37 6 3
29	Talacre - - -	14 8	10 10	—	193 11 6
30	Talargoch - - -	1,380 0	1,035 0	6,210	19,376 3 0
31	True Blue - - -	—	—	—	—
32	Maes-yr-Erwddu - - -	588 0	427 0	4,837	—
33	Trelogan - - -	—	—	—	—
34	Wagstaff - - -	9 10	6 15	48	—
	Ditto Washings - - -	72 10	54 7	—	—
	Sundry Mines - - -	50 0	32 10	—	—
	Total of FLINTSHIRE -	4,997 4	3,312 6	22,351	—
GAERNARVONSHIRE.					
1	Alltwen - - -	7 9	5 16	—	—
2	Asheton - - -	300 0	228 0	1,320	4,080 0 0
3	Bryneisteddfod - - -	0 8	0 6	—	—
4	Bryn Cenhadon - - -	1 8	1 0	17	—
5	Coed Mawr Pool - - -	14 1	10 5	—	—
6	Gwaithucha - - -	Nil.	—	—	—
7	Gwydyr Park - - -	11 14	8 4	—	—
8	Hafna - - -	0 10	0 7	—	—
9	Pencraig - - -	24 10	18 7	—	—
10	Tanybwlich - - -	647 6	497 0	2,665	8,946 8 0
11	Tyntwill - - -	11 4	8 5	—	—
12	Port Nigel - - -	25 0	18 0	40	325 0 0
13	Willoughby - - -	115 13	86 14	—	1,576 16 0
	Total of CAERNARVON- SHIRE -	1,159 3	882 4	4,042	—
ISLE OF MAN.					
1	Baldwin - - -	1 18	1 8	—	30 11 2
2	Ballacorkish - - -	250 18	188 3	4,888	2,941 10 0
3	Bradda - - -	15 14	11 10	—	142 18 9
4	Foxdale - - -	1,673 0	1,254 15	67,868	31,562 12 9
5	Foxdale, East - - -	58 4	44 3	968	572 18 4
6	Laxey, Great - - -	2,100 0	1,576 0	86,268	38,903 3 6
7	Laxey, North - - -	75 0	86 14	1,125	1,685 0 0
8	Snaefell - - -	30 0	22 10	495	525 15 0
	Total of ISLE OF MAN	4,204 14	3,185 3	161,612	—

IRELAND.

No.	Names of Mines.	Lead Ore.	Lead.	Silver.	Value of Ore Returned.
	WICKLOW.	Tons. cwts.	Tons. cwts.	Ozs.	£ s. d.
1	Luganare - - -	1,749 0	1,311 0	6,555	20,988 0 0
	LOUTH.				
2	Dundalk - - -	—	—	—	—
	TIPPENARY.				
	Shallee - - -	3 14	2 12	—	71 6 9
4	Silver Mines - -	—	—	—	—
	Total of IRELAND -	1,752 14	1,313 12	6,555	21,059 6 9

SCOTLAND.

	ARGYLSHIRE.				
1	Feedonald (<i>Strontian</i>) -	—	—	—	—
	LANARKSHIRE.				
2	Lead Hills - - -	1,314 12	820 0	3,280	—
	KIRKCUDBRIGHT.				
3	East Black Craig - -	261 9	195 0	780	—
4	Woodhead - - -	Nil.	—	—	—
	DUMFRIESSHIRE.				
5	Wanlockhead - - -	1,275 0	993 0	6,186	—
6	Isle of Ialay - - -	80 0	65 0	1,071	1,200 0 0
	Total of SCOTLAND -	2,931 1	2,078 0	11,317	—

TABLE of LEAD ORES, LEAD, and SILVER produced from them in the United Kingdom from the year 1848, showing the Quantity of Ore required to make 100 Tons of Lead, the Quantity of Lead in 100 Tons of Ore, and the Ounces of Silver in a Ton of Lead, for the same period.

Years.	Lead Ore.	Lead.	Silver.	Ore to make 100 Tons of Lead.	Lead in 100 Tons of Ore.	Silver in a Ton of Lead.
	Tons.	Tons.	Ounces.	Tons.	Tons.	Ounces.
1848	78,944	55,373		147·909	67·608	
1849	86,823	58,715		147·871	67·626	
1850	92,958	64,429		144·279	69·309	
1851	92,312	65,289		141·389	70·726	
1852	91,198	64,961		140·388	71·230	
1853	85,843	60,969	496,475	139·485	71·691	8·143
1854	90,554	64,005	562,659	141·479	70·681	8·798
1855	92,251	65,691	561,906	140·430	71·209	8·553
1856	101,997	73,129	614,188	139·476	71·696	8·798
1857	96,820	69,266	532,866	139·780	71·541	7·693
1858	95,855	68,303	569,345	140·337	71·256	8·396
1859	91,353	62,382	578,275	146·441	68·286	9·270
1860	88,791	63,225	549,090	140·436	71·206	8·684
1861	90,666	65,644	570,474	138·117	72·402	8·690
1862	95,312	69,013	686,123	138·107	72·407	9·942
1863	91,283	68,221	634,004	133·804	74·735	9·293
1864	94,463	67,081	641,088	140·819	71·013	9·957
1865	90,452	67,251	724,856	134·499	74·349	10·778
1866	91,051	67,391	636,688	135·108	74·014	9·447
1867	93,432	68,441	805,394	136·514	73·252	11·767
1868	95,236	71,017	841,328	134·103	74·568	11·846
1869	96,866	73,259	831,891	132·224	75·629	11·355
1870	98,176	73,420	784,562	133·718	74·783	10·687
1871	93,965	69,037	761,490	136·108	73·470	11·030
1872	81,564	60,420	623,920	135·001	74·076	10·409
1873	73,500	54,235	531,077	135·521	73·784	9·792
1874	76,151	58,754	509,558	129·610	77·154	8·672

EXPORTS.

BRITISH and FOREIGN LEAD Exported in the Year 1874, as per
Parliamentary Returns.

Description of Lead.	British.	Foreign.
	Tons.	Tons.
Lead Ore - - - -	450	521
Pig Lead - - - -	25,872	4,938
Lead, Rolled, Sheet, Piping, and Tubing - - - -	10,481	—
Lead Manufactures - - - -	—	30

BRITISH LEAD Exported in 1874.

Countries to which Exported.	Lead Ore.	Lead, Pig.	Lead, Rolled, Sheet, Piping, and Tubing.
	Tons.	Tons.	Tons.
Russia : Northern Ports - - - -	—	6,406	1,378
„ Southern Ports - - - -	—	872	108
Sweden - - - -	—	165	285
Norway - - - -	—	31	250
Denmark - - - -	—	180	219
Germany - - - -	30	829	1,116
Holland - - - -	—	215	60
Belgium - - - -	297	175	6
Channel Islands - - - -	—	4	51
France - - - -	—	2,068	118
Portugal, Azores, and Madeira - - - -	—	156	280
Spain and the Canaries - - - -	—	1	90
Gibraltar - - - -	—	2	14
Italy - - - -	—	118	7
Malta - - - -	—	—	6
Greece - - - -	—	2	8
Turkey : European - - - -	—	2	25
„ Asiatic - - - -	5	77	—
Egypt - - - -	66	9	10
West Coast of Africa - - - -	—	51	43
British Possessions in South Africa - - - -	—	340	226
Mauritius - - - -	—	5	82
Aden - - - -	—	13	—
British India : Continental Territories - - - -	49	322	1,174
Straits Settlements - - - -	—	212	16
Ceylon - - - -	—	9	10
Java - - - -	—	—	71
Philippine Islands - - - -	—	10	8
China - - - -	—	5,282	166
Hong Kong - - - -	—	3,468	47
Japan - - - -	—	1	586
Carried forward - - - -	447	20,995	6,460

Countries to which Exported.	Lead Ore.	Lead, Pig.	Lead, Rolled, Sheet, Piping, and Tubing.
	Tons.	Tons.	Tons.
Brought forward - - -	447	20,995	6,460
Australia : West Australia - - -	—	—	12
" South Australia - - -	—	29	96
" Victoria - - -	—	971	378
" New South Wales - - -	—	2	570
" Queensland - - -	—	5	87
" Tasmania - - -	—	48	54
" New Zealand - - -	—	38	887
British North America - - -	3	971	712
United States of America: On the Atlantic -	—	2,582	187
British West India Islands and British Guiana	—	19	145
Foreign West Indies - - -	—	—	51
Mexico - - -	—	1	10
Central America - - -	—	2	5
United States of Columbia (New Granada) -	—	63	20
Venezuela - - -	—	—	21
Peru - - -	—	1	215
Bolivia - - -	—	50	—
Chili - - -	—	9	57
Brazil - - -	—	77	699
Uruguay - - -	—	14	135
Argentine Republic - - -	—	—	166
Other Parts - - -	—	—	14
TOTAL Export of British Lead -	450	25,872	10,481

FOREIGN LEAD Exported in the Year 1874.

Countries to which Exported.	Lead Ore.	Lead, Pig and Sheet.	Lead Manufactures.
	Tons.	Tons.	Tons.
Russia : Northern Ports - - -	—	2,671	—
" Southern Ports - - -	—	—	6
Germany - - -	107	671	—
Holland - - -	—	45	3
Belgium - - -	414	20	—
France - - -	—	796	—
Portugal - - -	—	4	—
Turkey, European - - -	—	4	—
Japan - - -	—	—	20
British North America - - -	—	75	—
United States of America: On the Atlantic	—	652	—
Other Parts - - -	—	—	1
TOTAL Export of Foreign Lead	521	4,938	30

IMPORTS OF LEAD ORE AND LEAD AND LITHARGE
into the Tyne, from Returns received at the River Dues Offices.

LEAD ORE.

	Tons.
From Italy - - - -	515
Spain and Portugal - - - -	909
Norway, Sweden, and Denmark - - - -	88
Austria, Turkey, &c. - - - -	398
	<u>1,910</u>

LEAD AND LITHARGE.

From Netherlands - - - -	623
France and Algeria - - - -	616
Italy - - - -	314
Spain and Portugal - - - -	21,440
Norway and Sweden - - - -	90
Austria, Turkey, and Greece - - - -	2,451
	<u>25,534</u>

EXPORTS.

BRITISH LEAD EXPORTED in the Year 1874 and two previous Years
(as per BOARD OF TRADE RETURNS).

Countries to which Exported.	Quantities.			Value.		
	1872.	1873.	1874.	1872.	1873.	1874.
	Tons.	Tons.	Tons.	£	£	£
Russia - - - -	8,032	7,819	8,694	157,005	179,584	186,158
Germany - - - -	5,108	3,641	1,941	103,208	84,929	46,150
France - - - -	2,022	1,494	2,187	41,095	34,589	48,868
United States - - - -	8,353	2,917	2,765	170,027	69,244	64,940
China and Hong Kong - - - -	7,082	8,935	8,963	185,155	91,075	202,196
British India - - - -	2,799	1,177	1,755	64,766	32,874	46,980
Australia - - - -	1,859	1,812	2,709	87,727	42,712	62,125
Other Countries - - - -	9,075	9,215	7,384	197,546	225,287	177,405
Total - - - -	44,380	32,010	36,898	906,529	760,294	884,322

1874.

ZINC.

The total quantities of ZINC ORES, of which returns have been obtained,—principally Sulphide of Zinc (Black Jack),—from Mines in the United Kingdom, and Metallic Zinc produced, were as follows :—

	Quantity.		Value.	
	Tons.	Cwts.	£.	s. d.
ZINC ORES - - -	16,829	16	48,195	10 7
ZINC (Metallic) - - -	4,470	0	106,773	8 0

The PRICES of ZINC ORES per TON during the Year 1874 were as follows :—

Months.	Highest.	Lowest.	Mean.
	£ s. d.	£ s. d.	£ s. d.
January - -	4 18 6	2 5 6	3 16 6
February - -	5 0 6	3 17 6	4 9 0
March - -	4 16 0	2 0 0	3 8 0
April - -	4 14 0	3 2 6	3 12 10
May - -	4 6 0	4 0 0	4 3 0
June - -	3 5 6	2 7 0	2 16 0
July - -	4 1 6	2 0 0	3 3 0
August - -	3 15 0	3 3 0	3 9 0
September - -	4 2 6	2 14 6	3 5 0
October - -	3 9 0	2 2 6	2 12 0
November - -	3 13 6	2 8 6	3 3 0
December - -	3 1 6	2 2 6	2 12 0
Mean Prices -	4 2 0	2 10 3	3 7 6

PRICES of SPELTER and ZINC (per Ton) in the LONDON MARKET, being the Average of each Week, for the Year 1874.

For the Week ending			Spelter.			Zinc (in Sheets).		
			£	s.	d.	£	s.	d.
January	2	- -	26	10	0	32	10	0
"	9	- -	26	10	0	32	10	0
"	16	- -	25	15	0	32	10	0
"	23	- -	25	15	0	31	15	0
"	30	- -	25	10	0	31	15	0
February	6	- -	25	10	0	31	15	0
"	13	- -	25	5	0	31	10	0
"	20	- -	24	16	3	31	0	0
"	27	- -	24	0	0	30	10	0
March	6	- -	24	0	0	30	10	0
"	13	- -	23	10	0	30	10	0
"	20	- -	23	10	0	30	10	0
"	27	- -	22	15	0	30	10	0
April	3	- -	22	5	0	30	10	0
"	10	- -	21	17	6	30	10	0
"	17	- -	21	17	6	28	0	0
"	24	- -	21	17	6	28	0	0
May	1	- -	21	15	0	28	0	0
"	8	- -	22	5	0	28	0	0
"	15	- -	22	5	0	27	10	0
"	22	- -	22	5	0	27	10	0
"	29	- -	22	5	0	27	10	0
June	5	- -	22	5	0	27	10	0
"	12	- -	22	10	0	27	15	0
"	19	- -	22	5	0	28	0	0
"	26	- -	22	5	0	28	0	0
July	3	- -	22	10	0	28	0	0
"	10	- -	22	10	0	28	0	0
"	17	- -	22	10	0	28	12	6
"	24	- -	22	10	0	28	12	6
"	31	- -	22	10	0	28	17	6
August	7	- -	22	5	0	28	12	6
"	14	- -	22	7	6	28	12	6
"	21	- -	22	7	6	28	12	6
"	28	- -	22	7	6	28	12	6
September	4	- -	22	7	6	29	2	6
"	11	- -	22	7	6	29	2	6
"	18	- -	22	13	9	30	10	0
"	25	- -	22	17	6	30	10	0
October	2	- -	23	2	6	30	10	0
"	9	- -	23	7	6	30	10	0
"	16	- -	23	7	6	30	10	0
"	23	- -	23	7	6	30	10	0
"	30	- -	23	17	6	30	10	0
November	6	- -	24	2	6	30	10	0
"	13	- -	24	12	6	30	10	0
"	20	- -	24	12	6	30	10	0
"	27	- -	24	7	6	30	15	0
December	4	- -	24	7	6	30	15	0
"	11	- -	23	15	0	30	15	0
"	18	- -	23	15	0	30	15	0
"	24	- -	23	17	6	30	15	0
Mean Price	-	-	23	6	6	29	12	3
Highest "	-	-	26	10	0	32	10	0
Lowest "	-	-	21	15	0	27	10	0

**SUMMARY of the PRODUCTION of the ZINC MINES of the UNITED KINGDOM
for the Year 1874.**

No. of Mines.	Counties, &c.	Quantities.	Value.
	ENGLAND :	Tons. cwt. qrs.	£ s. d.
6	Cornwall - - -	763 10 0	1,893 14 3
7	Cumberland - - -	749 0 0	2,565 3 2
4	Durham and Northumberland -	171 10 0	386 0 0
—	Derbyshire - - -	120 0 0	250 0 0
5	Shropshire - - -	650 0 0	2,529 15 0
	WALES :		
1	Brecknockshire - - -	25 0 0	50 0 0
9	Cardiganshire - - -	325 19 2	912 0 0
4	Caernarvonshire - - -	353 6 0	784 14 11
3	Denbighshire - - -	1,763 0 0	6,856 0 0
3	Flintshire - - -	1,899 11 0	6,061 13 3
1	Merionethshire - - -	18 18 0	37 16 0
5	Montgomeryshire - - -	2,646 18 0	5,263 2 0
1	Radnorshire - - -	72 18 0	266 0 0
10	Sundries, England and Wales -	150 0 0	450 0 0
3	ISLE OF MAN - - -	7,010 0 0	19,678 10 0
1	IRELAND - - -	1 0 0	2 10 0
1	SCOTLAND - - -	109 6 0	218 12 0
64	Total - - -	16,829 16 0	48,195 10 7

STATEMENT of the ZINC ORE PRODUCE from the MINES of the UNITED KINGDOM, as returned to the INSPECTORS OF MINES for CORNWALL and DEVONSHIRE, to the STANNARY COURT, and to the MINING RECORD OFFICE in the Year 1874.

County.	Names of Mines.	Quantities.			Value.		
		Tons.	cwts.	qrs.	£	s.	d.
ENGLAND :							
CORNWALL.	Burra Burra - - - -	26	18	3	93	10	0
	Burrow and Butson - - - -	101	0	2	176	14	2
	Carclaze - - - -	0	18	2	58	15	7
	Chiverton, West - - - -	509	12	1	1,244	14	6
	Caradon and Phoenix - - - -	—	—	—	—	—	—
	Great Retallack - - - -	50	0	0	150	0	0
	Sundries - - - -	75	0	0	160	0	0
	Total of CORNWALL -	763	10	0	1,883	14	3
CUMBERLAND. ALSTON MOOR.	Bentyfield - - - -	40	0	0	140	0	0
	Brownley Hill, <i>Blende</i> - - - -	160	6	0	300	3	2
	Caldbeck Fells Consols - - - -	12	0	0	42	0	0
	Dowgang - - - -	—	—	—	—	—	—
	Nentberry Green - - - -	40	0	0	120	0	0
	Nenthead Mines, <i>Blende</i> - - - -	435	14	0	1,820	0	0
	<i>Ditto Calamine</i> - - - -	20	0	0	45	0	0
	Roughtengill and Drygill - - - -	16	0	0	48	0	0
	Sundry small parcels - - - -	25	0	0	50	0	0
	Total of CUMBERLAND -	749	0	0	2,565	3	2
DURHAM AND NORTHUMBERLAND.	W. B. Mines (<i>Allenheads</i>) - - - -	21	10	0	86	0	0
	Sundries - - - -	150	0	0	300	0	0
	Total of DURHAM and NORTHUMBERLAND - } -	171	10	0	386	0	0
DERBYSHIRE.	Sundry small parcels - - - -	120	0	0	250	0	0
SHROPSHIRE.	Bog - - - -	290	0	0	1,432	10	0
	Pennerley - - - -	—	—	—	—	—	—
	Roman Gravels - - - -	200	0	0	668	15	0
	Snailbeach - - - -	—	—	—	—	—	—
	West Tankerville - - - -	60	0	0	228	10	0
	Sundries - - - -	100	0	0	200	0	0
	Total of SHROPSHIRE -	650	0	0	2,529	15	0

County.	Names of Mines.	Quantities.	Value.
		Tons. cwt. qrs.	£ s. d.
WALES :			
GAERMARTUENSHIRE.	Nanty Mwyn - - -	- - -	-
DRECKNOCKSHIRE.	Nanty Car, <i>Estimated</i> - -	25 0 0	50 0 0
CARDIGANSHIRE.	Blaencnant - - -	-	-
	Brynarian and Pensarn - -	5 0 0	12 10 0
	Cegynon - - -	127 16 2	370 0 0
	Cwmystwith - - -	110 0 0	300 0 0
	Esgair Mwyn - - -	-	-
	Lisburne, South - - -	-	-
	Nantyglo - - -	-	-
	Esgair Lle, West - - -	53 3 0	154 10 0
	Sundries - - -	30 0 0	75 0 0
	Total of CARDIGANSHIRE -	325 19 2	912 0 0
CAERNARVONSHIRE.	Aberllyn - - -	73 11 2	222 0 0
	Asaheton - - -	98 0 0	245 0 0
	Gwaithucha - - -	-	-
	Willoughby - - -	181 14 2	317 14 11
	Total of CAERNARVONSHIRE	353 6 0	784 14 11
DENBIGHSHIRE.	Miners - - -	1,664 0 0	6,656 0 0
	Pool Park - - -	2 0 0	6 0 0
	Park and Sundries - - -	97 0 0	194 0 0
	Total of DENBIGHSHIRE -	1,763 0 0	6,856 0 0
FLINTSHIRE.	Mold - - -	-	-
	Talacre - - -	116 18 0	467 13 3
	Talargoch - - -	1,770 0 0	5,554 0 0
	Trelogan - - -	-	-
	West Pant y Go - - -	12 13 0	40 0 0
	Total of FLINTSHIRE -	1,899 11 0	6,061 13 3

County.	Names of Mines.	Quantities.	Value.
MONTGOMERYSHIRE.	Aberdaunant - - -	Tons. cwts. qrs. 92 10 0	£ s. d. 81 5 0
	Cwm Byr - - -	98 13 0	304 12 0
	Cwm Ricket - - -	1 10 0	3 15 0
	Dylliffe - - -	30 0 0	60 0 0
	Nantiago - - -	39 5 0	123 10 0
	Van - - -	2,450 0 0	4,690 0 0
	Total of MONTGOMERYSHIRE	2,646 18 0	5,263 2 0
MENIGETHSHIRE.	Caergwenog - - -	18 18 0	37 16 0
GADNESHIRE.	Cwm Elan - - -	72 18 0	266 0 0
ISLE OF MAN.	Baldwin - - -	5 0 0	15 0 0
	Ballacorkiah - - -	80 0 0	320 0 0
	Foxdale - - -	—	—
	Great Laxey* - - -	6,925 0 0	19,343 10 0
Total of ISLE OF MAN	7,010 0 0	19,678 10 0	
IRELAND.	Silver Mines - - -	1 0 0	2 10 0
SCOTLAND.	East Black Craig - - -	109 6 0	218 12 0

* From returns made to the Crown.—H.M. Inspector of Mines returns for Great Laxey 9,827 10 2.

IMPORTS,

As per Parliamentary Returns.

ZINC IMPORTED into the UNITED KINGDOM in the Year 1874 and two previous Years.

Year.	Zinc.	Zinc Ore.	Zinc Manufactures.
	Tons.	Tons.	Tons.
1872 -	32,662	14,761	12,359
1873 -	30,087	20,031	12,470
1874 -	22,193	21,355	12,645

IMPORTS of ZINC in the Year 1874.

Countries from which Imported.	Zinc Ore.	Zinc, Crude.	Zinc Manufactures.
	Tons.	Tons.	Tons.
Sweden - - - - -	93	—	14
Norway - - - - -	235	—	—
Denmark - - - - -	—	—	7
Germany - - - - -	2	9,307	2,575
Holland - - - - -	29	5,684	3,906
Belgium - - - - -	9	6,223	6,087
France - - - - -	710	721	654
Spain - - - - -	5,901	—	—
Gibraltar - - - - -	232	—	—
Italy - - - - -	14,734	—	—
Egypt - - - - -	—	12	—
Algeria - - - - -	10	—	—
Bengal - - - - -	—	80	—
Victoria - - - - -	—	160	—
New Zealand - - - - -	—	5	3
British North America - - - - -	—	—	14
United States of America: On the Atlantic - - - - -	—	—	82
Other Parts - - - - -	—	1	3
Total Import - - - - -	21,355	22,193	12,645

EXPORTS,

As per Parliamentary Returns.

BRITISH and FOREIGN ZINC IMPORTED in the Year 1874 and two previous Years.

Year.	Description of Zinc.	British.	Foreign.
		Tons.	Tons.
1872 - - -	Zinc or Spelter, including } Crude and Manufactures }	5,047	2,326
1873 - - -	Do. - - - - -	3,441	1,045
1874 - - -	Do. - - - - -	3,793	1,743

ZINC OR SPELTER EXPORTED from the UNITED KINGDOM in the
Year 1874.

Countries to which Exported.	Zinc or Spelter (including Crude and Manufactures).	
	British.	Foreign.
	Tons.	Tons.
Russia: Northern Ports	36	5
" Southern Ports	128	50
Sweden	58	5
Norway	7	—
Germany	14	—
Holland	—	12
Belgium	13	—
Channel Islands	13	3
France	524	40
Portugal, Azores, and Madeira	51	5
Spain and the Canaries	20	—
Gibraltar	12	9
Italy	38	6
Austrian Territories	2	13
Greece	15	11
Turkey: European	11	5
" Asiatic	8	1
Egypt	32	3
West Coast of Africa	14	9
British Possessions in South Africa	89	7
British India: Continental Territories	1,284	597
Straits Settlements	96	97
Ceylon	8	26
Java	262	—
China	65	128
Hong Kong	13	4
Japan	71	61
Australia: South Australia	44	35
" Victoria	117	190
" New South Wales	77	36
" Queensland	20	5
" New Zealand	178	80
British North America	139	167
United States of America: On the Atlantic	141	3
" On the Pacific	33	3
British West India Islands and British Guiana	5	2
Foreign West Indies	9	10
Mexico	6	1
Central America	20	3
United States of Columbia (New Granada)	9	2
Peru	6	—
Chili	34	84
Brazil	35	12
Uruguay	3	7
Argentine Republic	22	—
Other Parts	11	1
Total Export	3,798	1,743

IMPORTS AND EXPORTS
(as per Board of Trade Returns).

IMPORTS of ZINC in the Year 1874 and four previous Years.

Year.	Crude Zinc.		Zinc Manufactures.	
	Quantities.	Value.	Quantities.	Value.
1870 - - -	Tons. 19,921	£ 366,461	Tons. 9,360	£ 220,394
1871 - - -	20,968	431,309	8,792	207,855
1872 - - -	14,874	302,329	12,417	340,827
1873 - - -	20,038	478,628	12,470	367,935
1874 - - -	22,216	492,874	12,680	372,176

**EXPORTS of BRITISH ZINC or SPELTER in the Year 1874
and previous Years.**

Year.	Quantities.	Value.
1870 - - -	Tons. 7,345	£ 141,281
1871 - - -	6,452	115,281
1872 - - -	5,047	101,812
1873 - - -	3,440	85,746
1874 - - -	3,982	97,281

IMPORTS of ZINC ORE into the Tyne in 1874.

	Tons.
From Germany - - -	2
France and Algeria - - -	99
Italy - - -	1,087
Spain and Portugal - - -	776
	1,964
	1,964

IRON PYRITES.

(MUNDIC.—SULPHUR ORES.)

SUMMARY of the PRODUCTION of the SULPHUR ORES of the UNITED KINGDOM in the Year 1874.

County, &c.	Quantities.	Value.
ENGLAND:		
	Tons. cwt. qrs.	£ s. d.
CORNWALL - - -	2,466 15 0	1,907 3 7
DEVONSHIRE - - -	1,379 19 1	1,276 9 11
DURHAM AND NORTHUMBRELAND -	1,750 0 0	1,000 0 0
LANCASHIRE - - -	3,000 0 0	1,500 0 0
STAFFORDSHIRE - - -	3,700 0 0	2,500 0 0
YORKSHIRE - - -	3,000 0 0	1,900 0 0
Sundries - - -	12,500 0 0	6,950 0 0
WALES:		
CARNARVONSHIRE - - -	1,818 0 0	1,300 0 0
ANGLESEA - - -	652 9 2	440 18 4
IRELAND: Return M. R. O. -	18,272 0 0	13,701 15 0
Ditto, Inspector -	7,669 0 0	5,750 10 0
Total - - -	56,208 3 3	38,226 16 10

IRON PYRITES OR MUNDIC (as returned to MINING RECORD OFFICE).

County, &c.	Names of Mines.	Quantities.	Value.
ENGLAND:			
		Tons. cwt. qrs.	£ s. d.
CORNWALL.	Calstock Consols - - -	100 0 0	110 0 0
	Duchy Great Consols - - -	253 0 0	296 0 3
	Emmens United - - -	366 3 0	300 0 0
	Florence and Tonkin - - -	18 10 0	20 0 0
	Jane Huel - - -	316 1 3	232 17 4
	Jane West Huel - - -	96 0 2	110 10 0
	Kelly Bray East United - - -	366 3 0	384 16 0
	Newton Huel* - - -	998 16 3	450 0 0
	Poldice - - -	6 0 0	1 10 0
	Poldice West - - -	6 0 0	1 10 0
Total of CORNWALL - - -	2,466 15 0	1,907 3 7	

* Arsenical.

County, &c.	Names of Mines.	Quantities.		Value.	
		Tons.	cwts. qrs.	£	s. d.
DEVONSHIRE.	Belstone - - -	-	-	-	-
	Bedford United (Arsenical) - -	28	0 0	21	0 0
	Crebor Huel ditto - - -	190	5 1	148	19 0
	Crelake Huel ditto - - -	376	0 0	235	12 0
	Devon Great Consols - - -	-	-	-	-
	Friendship Huel - - -	382	13 2	458	13 0
	Gawton* - - -	377	10 0	391	17 11
	Mary Hutchings* - - -	25	10 2	20	8 0
	Total of DEVONSHIRE -	1,379	19 1	1,276	9 11
DURHAM AND NORTHUMBERLAND. }	Coal Brasses, <i>Estimated</i> -	1,750	0 0	1,000	0 0
LANCASHIRE.	Coal Brasses, <i>Estimated</i> -	3,000	0 0	1,500	0 0
STAFFORDSHIRE.	Coal Brasses, <i>Estimated</i> -	3,700	0 0	2,500	0 0
YORKSHIRE.	Cleveland Pyrites, <i>Estimated</i> -	500	0 0	400	0 0
	Coal Brasses, <i>Estimated</i> -	2,500	0 0	1,500	0 0
	Total of YORKSHIRE -	3,000	0 0	1,900	0 0
WALES:					
CARNARVONSHIRE.	Cae Coch - - -	1,818	0 0	1,300	0 0
ANGLESEA.	Parys Mountain - - -	563	4 2	390	18 4
	Mona Mine - - -	89	5 0	50	0 0
	Total of ANGLESEA -	652	9 2	440	18 4
IRELAND :					
WICKLOW.	Ballygahan - - -	885	0 0	663	15 0
	Ballymurtagh - - -	7,901	0 0	5,925	0 0
	Tigrony and Sundries, <i>Estimated</i>	9,486	0 0	7,113	0 0
	Total of IRELAND† -	18,272	0 0	13,701	15 0

* Arsenical.

† H.M. Inspector returns, 25,941.

SPANISH AND OTHER COPPERY PYRITES.

THE METAL EXTRACTION WORKS IN ACTION IN 1874.

Locality.	Name of Firms.	Consumption of Burnt Ore per Annum.
		Tons.
Widnes - - -	N. Mathieson and Co. - - -	11,421
Do. - - -	Widnes Metal Co., Limited - - -	21,282
Do.* - - -	Tharxis Sulphur and Copper Co., Limited.	145,517
Newcastle* - - -		
Birmingham - - -		
Glasgow - - -		
St. Helen's - - -	Duncan McKechnie - - -	13,500
Runcorn - - -	Wigg Brothers and Steele - - -	15,386
Do. - - -	Runcorn Soap and Alkali Co., Lim.	25,474
Manchester - - -	Newton Heath Reduction Co. - - -	4,890
Bolton - - -	†Harrison Blair and Co., <i>Kearsley</i> - - -	1,100
Do. - - -	†William Haslam - - -	1,400
Flint - - -	Muspratt Bros. and Huntley - - -	9,800
South Shields - - -	Solomon Mease and Co. - - -	5,500
Newcastle - - -	William Russell and Sons - - -	5,000
Do. - - -	*Bede Metal and Chemical Co., Lim.	49,000
Do. - - -	J. and W. Allen - - -	2,400
Do. - - -	H. D. Pochin & Co. - - -	500
Wednesbury - - -	William Hunt and Sons, <i>Leabrook</i> - - -	2,000
Castleford, near } Normanton - - -	William Hunt - - -	2,706
Doncaster - - -		
Devonport - - -	Morris and Co. - - -	7,292
	South Down Metal and Chemical Co. Limited.	4,836
	Total - - -	329,004

Note.—The firms marked * make their precipitate into fine copper, the others sell it to copper smelters. Those marked † make sulphate of copper direct from the ore.

A considerable quantity of the oxide of iron known as "Purple Ore" (which is the residue of the burnt pyrites after the copper is extracted) is used in blast furnaces in form of blocks as well as in powder, viz., at Palmer's Shipbuilding and Iron Co., Newcastle, the Ditton Brook Iron Co. near Warrington, Alfred Hickman, Spring Vale Furnaces, Deepfields, and Corbyn's Hall Iron Works, near Dudley; the remainder is used as fettling ore for puddling furnaces; it being in a powder does not require grinding, as Hematite does; the per-centage of iron depends on the description of pyrites from which it is made; when Mason's pyrites* is used it contains about 67% metallic iron, when Tharxis about 62%, and Buitron 66%.

* Purple Ore (Oxide of Iron) made from Mason's Pyrites, as per analysis of F. Claudet, Esq., of London.

Sesquioxide of Iron - - -	96.00 = 67% metallic iron.
Lead (as sulphate) - - -	.75
Copper - - -	.20
Sulphur - - -	.36
Lime - - -	.40
Insoluble Residue - - -	2.11
Cobalt, Arsenic, and Chlorine - - -	Traces.
Phosphorus - - -	None.
Soda - - -	.10
Total - - -	99.92

N.B.—The ore as sold usually averages about 15 per cent. moisture.

IMPORTS OF PYRITES in the Year 1874.

IMPORTS into the TYNE.

PYRITES from the Netherlands	-	-	-	180 tons.
" Spain and Portugal	-	-	-	1,547 "
" Norway, Sweden, and Denmark	-	-	-	10,968 "
			<hr/>	
Total	-	-	-	12,645 "
			<hr/>	
SULPHUR ORE from Spain and Portugal	-	-	-	124,486 "
" Norway and Sweden	-	-	-	6,287 "
" British America	-	-	-	650 "
			<hr/>	
Total	-	-	-	131,423 "
			<hr/>	

IMPORTS of PYRITES into the MERSEY.

From Pomaron	-	-	-	83,876 tons.
" Huelva	-	-	-	94,986 "
" Seville	-	-	-	490 "
" Lisbon	-	-	-	500 "
" La Laja	-	-	-	212 "
			<hr/>	
Total	-	-	-	180,014 tons.
			<hr/>	

IMPORTS of PYRITES into other Ports of the KINGDOM.

From Norway, Portugal, Spain, &c. - - 174,637 tons.

IMPORTS OF PYRITES INTO LIVERPOOL FROM FOREIGN PARTS SINCE THE
Year 1864, in Statute Tons.

Ports.	1864	1865	1866	1867	1868	1869	1870	1871	1872	1873	1874
	Tons.	Tons.	Tons.	Tons.	Tons.	Tons.	Tons.	Tons.	Tons.	Tons.	Tons.
Pomaron	55,968	62,940	63,921	66,275	47,363	75,334	98,905	63,006	102,016	120,223	83,376
Huelva	3,511	2,059	3,164	25,273	17,335	29,213	41,405	84,995	82,899	77,111	94,936
Antwerp	—	—	548	156	519	—	—	—	—	—	—
Brussels	122	—	—	—	—	—	—	—	—	—	—
Corunna	1,029	1,408	2,067	3,144	2,123	434	1,046	—	—	—	—
Seville	4,186	999	535	148	1,060	3,572	1,387	—	131	35	400
Carravel	—	—	—	—	—	—	—	—	—	—	—
Drontheim	—	—	—	12,535	10,220	12,055	—	261	870	—	—
Ostend	—	—	—	—	—	—	—	—	—	—	—
Ghent	—	—	—	—	—	—	—	—	—	—	—
San Lucar	—	—	—	20	—	—	—	—	—	—	—
Santander	—	260	—	175	—	471	—	300	—	—	—
Carthage	—	—	—	—	—	—	—	—	—	—	—
Dunkirk	—	—	—	—	—	—	—	—	—	—	—
Rotterdam	—	100	—	175	510	—	—	—	—	—	—
Orkedalen	—	—	—	—	—	—	—	—	—	—	—
Rouen	—	—	—	—	—	—	—	—	—	—	—
Lisbon	—	—	—	—	—	—	345	194	100	220	500
Avura	—	114	—	—	—	—	—	—	—	—	—
Genoa	—	—	—	—	—	—	—	—	—	—	—
Vigo	—	—	—	—	—	—	—	—	—	—	—
Cadis	—	20	—	—	—	—	—	—	—	—	—
La Laja	1,429	151	—	127	—	—	—	—	—	—	212
Pomaron, via Swansea.	—	163	—	—	—	—	—	—	—	—	—
Marseilles	—	45	—	—	—	—	—	—	—	—	—
New York	—	—	305	—	—	—	—	—	—	—	—
Halifax	—	—	3	—	—	—	—	—	—	—	—
St. John's, N.B.	—	—	150	—	—	—	—	—	—	—	—
Stavanger	—	—	—	392	270	—	—	—	—	—	—
Vixones	—	—	—	—	270	180	—	1,000	—	—	—
Ytreon	—	—	—	—	170	—	—	—	—	—	—
Ferrol	—	—	—	—	—	—	1,005	912	—	—	—
(Tunso) Norway.	—	—	—	—	—	—	300	—	—	—	—
Bergen	—	—	—	—	—	—	1,260	1,200	—	—	—
Faro	—	—	—	—	—	—	50	—	—	—	—
Nigsuns	—	—	—	—	—	640	—	—	—	—	—
Dordrecht	—	—	—	—	—	345	—	—	—	—	—
Barcelona	—	—	—	—	—	140	—	—	—	—	—
Bremen	—	—	—	—	—	—	—	150	—	—	—
Ria Marina	—	—	—	—	—	—	—	—	404	—	—
Total	66,245	68,230	91,182	106,430	79,999	133,964	145,705	152,128	192,420	197,659	190,014

PYRITES of IRON—SULPHUR and COPPER—Imported in each Year since 1862.

Year.	Norway.	Holland.	Belgium.	Portugal.	Spain.	Italy.	Other parts.	Total.	
								Quantities.	Value.
1862	Tons. 4,975	Tons. 6,817	Tons. 9,860	Tons. 53,296	Tons. 38,717	Tons. —	Tons. 2,187	Tons. 110,852	£ 282,389
1863	6,786	15,409	12,059	109,180	38,213	—	2,628	179,225	461,580
1864	16,087	12,751	7,069	118,489	15,529	—	1,065	170,990	447,855
1865	22,329	14,727	2,121	137,787	16,393	—	369	198,626	510,395
1866	36,262	21,574	4,006	165,993	11,910	1,226*	1,625	244,596	647,999
1867	77,895	34,592	2,299	105,556	50,222	—	2,184	272,698	671,389
1868	63,007	41,559	—	75,883	47,458	794†	1,019	229,720	580,888
1869	63,091	18,988	—	140,805	99,648	—	2,420	319,947	856,962
1870	67,467	14,914	—	174,459	150,996	—	3,676	411,512	1,095,151
1871	74,416	12,809	—	120,573‡	242,163	—	4,581	454,542	1,164,247
1872	71,665	5,682	—	180,329	257,429	—	2,521	517,626	1,351,146
1873	67,462	—	—	199,559	246,692	—	6,684	520,347	1,301,272
1874	41,044	—	—	162,569	294,117	—	907	498,637	1,253,233

* Sardinia.

† Sicily.

‡ And Azores.

MISCELLANEOUS MINERALS,Of which Returns have been made to the INSPECTOR OF MINES
or to the MINING RECORD OFFICE.**SUMMARY of RETURNS.**

Minerals.	Quantities.	Value.
GOLD - - - - -	Ozs. dwts. grs.	£ s. d.
	385 0 12	1,440 10 0
SILVER ORE - - - - -	Tons. cwts. grs.	20 0 0
	2 10 0	20 0 0
ARSENIC - - - - -	6,268 9 3	27,438 13 11
BISMUTH - - - - -	—	88 8 8
MANGANESE - - - - -	5,778 1 0	29,201 0 0
OCHRE AND UMBER - - - - -	7,122 1 2	9,478 9 6
WOLFRAM - - - - -	32 15 3	545 0 10
FLUOR SPAR - - - - -	684 10 0	817 15 0

ARSENIC, chiefly Crude.

No.	Names of Mines.	Quantities.	Value.
CORNWALL.		Tons. cwts. grs.	£ s. d.
1	Carn Brea - - - - -	87 0 0	324 10 0
2	Clifford Amalgamated - - - - -	8 0 0	3 15 0
3	Creegbraws and Penkeril - - - - -	9 10 2	20 10 1
4	Consols, New Great - - - - -	558 12 1	2,361 15 0
5	Crofty North Huel - - - - -	17 3 2	18 10 0
6	Crofty South Huel - - - - -	235 0 0	801 13 10
7	Dolcoath - - - - -	58 4 0	87 6 0
8	Drake Walls - - - - -	20 17 0	20 0 0
9	Duchy Great Consols - - - - -	253 0 0	298 0 3
10	Gorland Huel - - - - -	5 5 0	5 0 0
11	Jane Huel - - - - -	15 18 3	14 9 3
12	Killifreth - - - - -	4 10 2	7 8 9
13	Pednandrea - - - - -	61 10 2	120 0 0
14	Pool, East - - - - -	513 19 0	2,441 10 9
15	Rosewarne, New - - - - -	27 18 2	73 3 7
16	Rosewarne, New West - - - - -	15 13 0	39 1 0
17	Roskear, North - - - - -	99 0 0	247 10 0
18	Roskear South - - - - -	25 0 0	25 0 0
19	Seton Huel - - - - -	88 12 0	310 0 0
20	Seton West Huel - - - - -	186 19 0	487 2 3
DEVONSHIRE.			
1	Devon Great Consols - - - - -	1,842 0 3	12,762 0 7
2	Friendship Huel - - - - -	382 13 2	458 13 0
3	Maria Huel and Fortescue - - - - -	244 6 0	488 12 0
4	Mary Hutchings* - - - - -	5 6 0	9 5 6
5	Old Bottle Hill - - - - -	7 15 0	18 17 1
Total - - - - -		4,768 9 3	21,488 13 11
Produced at Swansea not less than - - - - -		1,500 0 0	6,000 0 0
		6,268 9 3	27,438 13 11

* Arsenic soot.

BISMUTH.

County.	Names of Mines.	Quantities.	Value.
CORNWALL	Pool, East - - -	Tons. cwts. qrs. lbs. No return.	£ s. d. 38 8 3

MANGANESE.

No.	Names of Mines.	Quantities.	Value.
CORNWALL, AND DEVON.		Tons. cwts. qrs.	£ s. d.
1	Bamfylde - - - -	—	—
2	Chillaton and Hogstor, &c. - - -	5,054 10 0	25,272 10 0
3	Cot Quarry, <i>Barnstable</i> - - -	50 0 0	250 0 0
4	Devonshiro Manganese - - -	40 0 0	200 0 0
5	Edgcombe - - - -	20 0 0	80 0 0
6	Haxon - - - -	10 0 0	40 0 0
7	Langstone - - - -	50 0 0	250 0 0
8	Narracott - - - -	115 0 0	517 0 0
9	Newton St. Cyrus - - - -	304 0 0	2,018 0 0
10	Rostidyon and Deep Level - - -	60 0 0	270 0 0
11	Ruthers (<i>St. Columb</i>) - - -	24 11 0	108 0 0
12	St. Stephens - - - -	10 0 0	35 10 0
CARDIGANSHIRE.			
1	Mines Royal, <i>Drosgol and Camdurmaior</i>	40 0 0	160 0 0
Total - - - -		5,778 1 0	29,201 0 0

OCHRE AND UMBER.

County.	Names of Mines.	Quantities.	Value.
*CORNWALL	Cornish Consolidated - - -	Tons. cwts. qrs. 100 0 0	£ s. d. 50 0 0
	Duchy and Peru - - -	176 15 2	88 10 0
	Jane, Huel (<i>Ochre</i>) - - -	25 0 0	10 10 0
	Poldice - - - -	30 0 0	18 0 0
	Sundries, estimated - - -	1,500 0 0	450 0 0
Total - - - -		1,831 15 2	617 0 0
DEVONSHIRE	Devon Great Consols - - -	11 5 3	31 0 9
	Devon and Cornwall (<i>Umber</i>) - - -	504 0 0	479 4 0
	Smallacombe (<i>Ochre</i>) - - -	37 0 0	19 0 0
	Coombe Martin (<i>Umber</i>) - - -	350 0 0	500 0 0
	Roborough (<i>Umber</i>) - - -	850 0 0	637 0 0
Total - - - -		1,752 5 3	1,666 4 9
GLAMORGANSHIRE	Mwyndy Iron Mines (<i>Ochre</i>) - - -	197 0 0	95 10 0
	Pentyrch (<i>Ochre</i>) - - -	161 19 0	80 0 0
Total - - - -		358 19 0	175 10 0
CARDIGANSHIRE	Mines Royal (<i>Ochre</i>) - - -	60 0 0	30 0 0

* Sent from Perranwell Station in the year ending July 1874, 322 tons 11 cwts.

OCHRE AND UMBER—*continued.*

County.	Names of Mines.	Quantities.	Value.
ANGLESEA	Parys Mountain - - -	Tons. cwts. qrs. 782 18 3	£ s. d. 974 7 3
	Mona Mine - - -	2,280 0 0	5,515 0 0
	Total - - -	2,962 18 3	6,489 7 3
ISLE OF MAN	Malew, Patrick, and Arbory } (Umber) - - -	156 7 2	500 7 6

WOLFRAM.

County.	Names of Mines.	Quantities.	Value.
CORNWALL	Pool, East - - -	Tons. cwts. qrs. lbs. 32 15 3 6	£ s. d. 262 6 0
	Ditto (<i>Tungstate of Soda</i>) - - -	—	282 14 10
	Total - - -	32 15 3 6	545 0 10

FLUOR SPAR.

County.	Names of Mines.	Quantities.	Value.
DEVONSHIRE	Tamar Valley Silver Lead } Mine - - -	Tons. cwts. qrs. 609 0 0	£ s. d. 300 0 0
SHERIFFSHIRE	Snailbeach - - -	25 10 0	17 15 0
	Total - - -	634 10 0	317 15 0

GOLD.

County.	Names of Mines.	Quantities.	Value.
MERRIONETHSHIRE	Vigra and Clogau - - -	Ozs. dwts. grs. 885 0 12	£ s. d. —

SILVER ORE.

County.	Names of Mines.	Quantities.	Value.
CORNWALL	Prince of Wales (<i>Harrow-</i> <i>barrow</i>) - - -	Tons. cwts. qrs. 2 10 0	£ s. d. 20 0 0

PLUMBAGO.

County.	Names of Mines.	Quantities.	Value.
CUMBERLAND	Borrowdale* - - -	Tons. cwts. qrs. —	£ s. d. None sold.

* A large deposit of Plumbago was discovered on October 13, 1875.

An Account of the QUANTITIES and VALUE of ORE and RESULDS IMPORTED into the UNITED KINGDOM in the Year 1874, distinguishing the Ports into which imported.

Ports into which Imported.	COPPER ORE.		COPPER RESULDS.		GOLD ORE.		IRON ORE.		LEAD ORE.	
	Quantities.	Value.	Quantities.	Value.	Quantities.	Value.	Quantities.	Value.	Quantities.	Value.
London	Tons. 719	£ 9,521	Tons. 184	£ 6,946	Tons. 28	£ 3,280	Tons. 1,968	£ 5,891	Tons. 1,921	£ 23,925
Liverpool	10,384	124,442	7,566	317,967	191	38,080	30,549	47,566	941	15,616
Barrow-in-Furness	—	—	—	—	—	—	14,167	20,375	—	—
Bristol	—	—	—	—	—	—	4	36	448	6,023
Cardiff	7	56	943	36,495	—	—	287,064	264,785	67	485
Chester	—	—	—	—	—	—	16,761	27,388	—	—
Colchester	—	—	—	—	—	—	30	90	—	—
Fleetwood	—	—	—	—	—	—	270	270	—	—
Gloucester	—	—	—	—	—	—	128	275	—	—
Grimsby	—	—	—	—	—	—	8,508	8,508	—	—
Hartlepool	—	—	—	—	—	—	2,728	2,728	—	—
Hull	61	1,125	—	—	—	—	15,071	20,655	—	—
Ipswich	—	—	—	—	—	—	24,646	44,495	—	—
Llanelli	309	3,800	—	—	—	—	63	63	—	—
Lynn	—	—	—	—	—	—	—	—	5,139	95,486
Maryport	—	—	—	—	—	—	30	240	—	—
Middleborough	—	—	—	—	—	—	1,680	2,092	—	—
Newcastle	1,461	43,011	84	3,560	—	—	46,798	52,017	—	—
Newport	—	—	—	—	—	—	83,513	120,631	3,587	34,269
Runcorn	—	—	—	—	—	—	86,068	98,785	9	160
Shields, North	—	—	—	—	—	—	430	600	—	—
Do. South	535	16,080	—	—	—	—	13,604	23,923	—	—
Stockton	6,274	78,889	—	—	—	—	35,468	43,315	—	—
Sunderland	—	—	129	10,320	—	—	—	—	—	—
Swansea	—	—	—	—	—	—	103	559	—	—
Wabeach	27,799	426,338	19,509	710,881	—	—	532	3,671	3,304	50,198
Workington	—	—	—	—	—	—	84,963	102,041	—	—
Aberdeen	—	—	—	—	—	—	145	465	—	—
Arbroath	—	—	—	—	—	—	7,543	10,799	—	—
Ardroran	—	—	—	—	—	—	—	—	—	—
Ayr	—	—	—	—	—	—	—	—	—	—
Borrowstoness	—	—	—	—	—	—	—	—	—	—
Dumfries	—	—	—	—	—	—	—	—	—	—
Glasgow	—	—	—	—	—	—	—	—	—	—
Grangemouth	4	200	—	—	—	—	—	—	—	—
Granton	—	—	—	—	—	—	—	—	—	—
Greenock	—	—	—	—	—	—	—	—	—	—
Kilbrady	—	—	—	—	—	—	—	—	—	—
Leith	—	—	—	—	—	—	—	—	—	—
Montrose	—	—	—	—	—	—	—	—	—	—
Trom	—	—	—	—	—	—	—	—	—	—
Dublin	—	—	—	—	—	—	376	564	280	4,650
Total	47,866	718,713	23,424	1,066,361	314	61,350	764,161	1,051,461	15,090	230,898

An Account of the Quantities and Value of Ore and Regulus imported—continued.

Ports into which Imported.	MANGANESE.		PYRITES OF IRON OR COPPER AND SULPHUR ORE.		SILVER ORE.		TIN ORE.		ZINC ORE.		ORE UNENUMERATED.	
	Quantities.	Value.	Quantities.	Value.	Value.	Value.	Quantities.	Value.	Quantities.	Value.	Quantities.	Value.
London	Tons. 147	£ 1,502	Tons. 84,604	£ 99,124	£ 1,796	£ 249,241	Tons. 3,066	£ 249,241	Tons. —	£ —	Tons. —	£ —
Liverpool	8,779	56,097	170,017	460,673	544,385	26,233	612	226	1,217	2,991	27,079	
Banumaris	—	—	510	1,170	—	—	—	—	—	—	1,879	36,984
Berwick	—	—	4,383	5,997	—	—	—	—	—	—	—	—
Bridgewater	—	—	164	468	—	—	—	—	—	—	—	—
Bristol	—	—	12,077	30,191	—	—	—	—	—	—	—	—
Cardiff	43	260	10,591	26,027	—	—	—	—	—	—	516	16,735
Carlisle	—	—	1,946	5,244	—	—	—	—	—	—	—	—
Chester	260	1,560	—	—	—	—	—	—	—	—	—	—
Exeter	—	—	1,973	4,024	—	—	—	—	—	—	—	—
Gloucester	210	800	4,188	10,253	—	—	—	—	—	—	—	—
Goole	6	50	768	2,020	—	—	—	—	—	—	—	—
Grimaby	—	—	—	—	—	—	—	—	—	—	—	—
Hartlepool	—	—	—	—	—	—	—	—	—	—	—	—
Harwich	—	—	5,464	13,709	—	—	—	—	—	—	—	—
Hull	24	204	31,479	90,326	.78	—	—	—	—	—	—	—
Ipswich	—	—	4,148	11,290	—	—	—	—	—	—	—	—
Llanelli	—	—	—	—	—	—	—	—	—	—	—	—
Lowestoft	—	—	—	—	—	—	—	—	—	—	—	—
Lynn	—	—	3,329	9,987	—	—	—	—	—	—	—	—
Middlesborough	—	—	1,076	1,614	—	—	—	—	—	—	—	—
Newcastle	4,071	30,750	124,644	266,833	154,147	—	—	—	—	—	—	—
Newhaven	—	—	23	60	—	—	—	—	—	—	—	—
Newport	—	—	—	—	—	—	—	—	—	—	—	—
Plymouth	—	—	5,409	15,722	—	—	—	—	—	—	—	—
Runcorn	426	3,023	12,623	40,923	—	—	—	—	—	—	—	—
Shields, North	37	222	7,292	13,918	4,121	—	—	—	—	—	—	—
Do. South	—	—	12,368	25,661	34,700	—	—	—	—	—	—	—
Southampton	—	—	—	—	268	—	—	—	—	—	—	—
Sunderland	—	—	2,045	3,720	19,280	—	—	—	—	—	—	—
Swansea	—	—	1,275	3,760	—	—	—	—	—	—	—	—
Traer	—	—	—	—	—	—	—	—	—	—	—	—
Warrington	348	1,392	—	—	10,000	—	—	—	—	—	—	—
Yarmouth	—	—	1,404	1,727	—	—	—	—	—	—	—	—
Aberdeen	—	—	—	—	—	—	—	—	—	—	—	—
Ardrrossan	—	—	2,010	4,927	—	—	—	—	—	—	—	—
Ayr	—	—	7,444	12,262	—	—	—	—	—	—	—	—
Borrowstonness	—	—	—	—	—	—	—	—	—	—	—	—
Dundee	—	—	465	780	—	—	—	—	—	—	—	—
Glasgow	—	—	374	460	—	—	—	—	—	—	—	—
Grangemouth	1,798	5,068	20,263	61,401	—	—	—	—	—	—	—	—
Inverness	123	1,066	269	269	—	—	—	—	—	—	—	—
Kelch	—	—	1,516	1,508	—	—	—	—	—	—	—	—
Montrose	—	—	1,260	6,069	—	—	—	—	—	—	—	—
Troon	—	—	108	320	—	—	—	—	—	—	—	—
Belfast	—	—	246	526	—	—	—	—	—	—	—	—
Cork	—	—	570	960	—	—	—	—	—	—	—	—
Dublin	—	—	1,280	3,660	—	—	—	—	—	—	—	—
Dublin	—	—	7,193	23,968	—	—	—	—	—	—	—	—
Total	17,283	96,407	496,627	1,263,253	769,265	277,463	4,206	277,463	21,265	87,296	15,563	234,991

1874.

IRON ORE PRODUCE.

GENERAL SUMMARY OF RETURNS.

Counties, &c.	Quantities.		Value.
	Tons.	cwts.	£ s. d.
CORNWALL - - -	45,005	13	34,076 6 6
DEVONSHIRE - - -	21,313	3	15,258 5 5
SOMERSETSHIRE - - -	41,342	7	30,587 19 0
GLOUCESTERSHIRE - - -	171,428	0	148,910 0 0
WILTSHIRE - - -	86,620	0	17,394 0 0
OXFORDSHIRE - - -	38,608	10	7,721 12 0
LEICESTERSHIRE - - -	2,980	0	586 0 0
NORTHAMPTONSHIRE - - -	1,056,478	11	189,156 14 0
LINCOLNSHIRE - - -	463,239	18	92,647 15 0
SHERPESHIRE - - -	303,959	10	93,421 4 0
DERBYSHIRE - - -	239,292	0	128,172 4 0
NOTTINGHAMSHIRE - - -	228	0	136 16 0
WARWICKSHIRE - - -	92,214	0	39,528 0 0
STAFFORDSHIRE, North - - -	1,032,362	0	731,862 8 0
Do. South - - -	141,504	18	84,734 19 0
LANCASHIRE - - -	914,357	7	1,132,595 12 0
CHEESHIRE - - -	1,000	0	600 0 0
CUMBERLAND - - -	1,119,666	2	1,375,501 0 6
WESTMORELAND - - -	504	0	350 0 0
YORKSHIRE { North Riding - - -	5,614,322	11	1,694,918 13 0
{ West Riding - - -	370,960	7	154,074 4 0
NORTHUMBERLAND - - -	122,480	17	73,531 19 0
DURHAM - - -	42,227	9	22,765 4 0
NORTH WALES - - -	661,616	10	339,578 1 0
SOUTH WALES and MONMOUTHSHIRE - - -	1,143	13	787 5 10
ISLE OF MAN - - -	2,119,771	0	792,161 0 0
SCOTLAND - - -	140,360	4	112,089 0 0
IRELAND - - -			
Total Iron Ore Production of the UNITED KINGDOM - - -	14,844,956	10	7,313,146 2 3
"BURNT ORE" from Cupreous Pyrites - - -	255,000	0	—
Iron Ore Imported - - -	754,141	0	—
Total of Iron Ore smelted in the UNITED KINGDOM - - -	15,854,077	10	—

DETAILED STATEMENT OF PRODUCE
of which returns have been obtained by the MINING RECORD OFFICE
and H.M. INSPECTORS OF MINES.

ENGLAND.

No.	District or Mine.	Character of Ore.	Quantities.		Value.				
			Tons.	cwts.	£	s.	d.		
CORNWALL.	1	Blackhay - - -	Brown Hæmatite -	1,000	0	800	0	0	
	2	Carnewis - - -	Ditto - - -	486	0	388	16	0	
	3	Colbiggen, Roche - - -	- - -	4,931	9	3,081	15	0	
	4	Coldvreath, Higher and Lower	Brown Hæmatite -	440	0	385	0	0	
	5	Constantine, Penryn - - -	Ditto - - -	1,060	0	856	0	0	
	6	Duchy and Peru - - -	Spathose and Hæmatite - - -	2,566	0	2,489	8	6	
	7	Girt Down - - -	Ditto - - -	300	0	225	0	0	
	8	Gravel Hill - - -	Ditto - - -	2,505	0	2,003	17	6	
	9	Grenville, East Huel - - -	Ditto - - -	1,073	0	536	10	0	
	10	Haytor - - -	Brown Hæmatite -	1,669	0	1,251	10	0	
	11	Knight and Treverbyn - - -	Ditto - - -	350	0	320	0	0	
	12	Ladock - - -	Ditto - - -	250	0	212	10	0	
	13	Lanivet - - -	Ditto - - -	103	10	77	15	0	
	14	Mid-Cornwall Mines.	Burneyhouse - - -	Ditto - - -	1,655	0	1,240	15	0
	15		Hallew - - -						
	16		Magnetic - - -						
	17		Lanjeu - - -						
	18		Gt. Beam - - -						
	19	Cornubia - - -							
	20	Mills, New - - -	Ditto - - -	92	4	69	3	0	
	21	Pawton - - -	Ditto - - -	4,372	0	2,732	0	0	
	22	Restinnia and Treffry - - -	Ditto - - -	372	0	279	0	0	
	23	Restormel - - -	Ditto - - -	1,087	0	951	15	0	
	24	Ruby and Trethurgy - - -	Ditto - - -	6,280	0	4,710	10	0	
	25	Saint Stephens - - -	Ditto - - -	400	0	320	0	0	
	26	Terras, South - - -	Ditto - - -	450	0	412	10	0	
	27	Treamble - - -	Ditto - - -	9,438	0	7,550	8	0	
	28	Trebarvah - - -	Ditto - - -	839	0	629	0	0	
	29	Trebisken, Green and Mount	Ditto - - -	2,545	0	2,036	0	0	
	30	Treganetha - - -	Ditto - - -	413	0	268	9	0	
	31	Tretoil - - -	Ditto - - -	275	0	197	0	0	
	32	West Downs - - -	- - -	103	10	51	15	0	
Total of CORNWALL			-	45,055	13	34,076	6	6	

DISTRIBUTION OF IRON ORES FROM CORNWALL.

Shipped at TREVAUNANCE PIER, ST. AGNES, 118 tons.
" PADSTOW 6,000 tons from Lanivet.
" " 486 " Carnewis.

No.	District or Mine.	Character of Ore.	Quantities.		Value.			
			Tons.	cwts.	£	s.	d.	
DEVON-SHIRE.	1	Bampfylde - - -	Spathose Ore -	417	16	206	10	5
	2	Brixham - - -	Brown Hæmatite -	2,166	0	1,025	0	0
	3	Bulkamore - - -	Ditto - - -	1,000	0	750	0	0
	4	Florence, North Molton - - -	Spathose Ore -	4,386	0	3,125	0	0
	5	Frank Mills - - -	Ditto - - -	70	0	105	0	0
	6	Furzeham, Brixham - - -	- - -	300	0	215	0	0
	7	Ditto - - -	- - -	1,000	0	750	0	0
	8	Girt Down, Combemartin - - -	Brown Hæmatite -	300	0	180	0	0
	9	Haxon Down - - -	Red Hæmatite -	20	0	25	0	0
	10	Haytor - - -	Magnetic - - -	1,669	0	1,500	0	0
Carried forward			-	11,328	16	7,881	10	5

No.	District or Mine.	Character of Ore.	Quantities.	Value.
			Tons. cwts.	£ s. d.
		Brought forward	11,328 16	7,881 10 5
DEVONSHIRE —cont.	11 Prosper Huel	Brown Hæmatite	503 0	278 0 0
	12 Plaistow	Ditto	240 0	240 0 0
	13 Shaugh	Ditto	965 0	723 10 0
	14 Shirwell Ford	Ditto	5 0	5 0 0
	15 Shirwell and Bratton Fleming	Ditto	250 0	200 0 0
	16 Smallacombe	Ditto	2,069 0	1,626 10 0
	17 South Devon	Ditto	255 0	191 5 0
	18 Spraycombe (<i>Barnstable</i>)		378 7	233 10 0
	19 Ugborough		900 0	565 0 0
	20 Upton and Torbay		3,419 0	2,564 0 0
	21 Walborough		1,000 0	750 0 0
		Total of DEVONSHIRE	21,313 3	15,258 5 5

DISTRIBUTION OF IRON ORES FROM DEVONSHIRE BY SOUTH
DEVON RAILWAY.

From SHAUGH Siding	- - - -	Tons.	905
" KINGSBRIDGE ROAD	- - - -		320
" NEWTON	- - - -		857
" BOVEY	- - - -		3,535
" BUCKFASTLEIGH	- - - -		151
	Total		5,678

DITTO BY SEA.

Shipped at TRIGNMOUTH	- - - -		230
" BRIDHAM	- - - -		2,166
Other shipments have not been obtained.			
	Total		2,396

SOMERSET-
SHIRE.

No.	District or Mine.	Character of Ore.	Quantities.	Value.
			Tons. cwts.	£ s. d.
1	Brendon Hills	Spathose Ore	38,316 10	28,316 10 0
2	Eisen Hill			
3	Exford*	Ditto	10 0	7 10 0
4	Ashton Vale	Argillaceous	952 10	714 9 0
5	BREXTON Coalfield (<i>sundry parcels</i>)	Ditto	500 0	375 0 0
6	Mendip Hills, <i>Waldegrave</i>	Brown Hæmatite	57 7	45 0 0
7	Somerset, <i>Radstock</i>		1,506 0	1,129 10 0
		Total of SOMERSETSHIRE	41,342 7	30,587 19 0

DISTRIBUTION OF IRON ORES FROM SOMERSETSHIRE.

BREXTON HILLS and EISEN HILL by Railway to Coast; then shipped for Newport, and used at ENN VALLE.

* Exford, 3,000 tons raised, but 10 only sold.

Returns from GAVELLER'S OFFICE.

GLOUCES-
TERTSHIRE.

No.	Name of Iron Mine.	Half Year ended	Half Year	Total for
		30th June 1874.	ended 31st December 1874.	
		Tons.	Tons.	Tons.
DEAN FOREST.		2,240	2,240	
1	Buckshraft - - -	7,495	8,086	15,581
2	China Engine - - -	153	854	1,007
3	Clearwell - - -	1,879	1,376	3,255
4	Coleford - - -	10	253	263
5	Crow's Nest - - -	865	5	870
6	Deen's Meend - - -	2,099	1,456	3,555
7	Easter - - -	4,609	2,468	7,077
8	New China Level - - -	686	70	756
9	New Dun Pit - - -	1,867	2,120	3,987
10	Oakwood Mill - - -	4,049	1,396	5,445
11	Old Bow Pit - - -	2,876	358	3,234
12	Old Ham Pit - - -	2,303	1,388	3,691
13	Old Sling Pit - - -	3,143	2,773	5,916
14	Parkhill - - -	1,066	1,326	2,392
15	Perseverance, &c. (Spark) - - -	1,102	2,874	3,976
16	Perseverance, &c. (Forest of Dean Iron Co.) - - -	2,660	2,428	5,088
17	Perseverance, &c. (Goold) - - -	475	—	475
18	Saint Annalls - - -	5,054	4,566	9,620
19	Scar Pit - - -	60	—	60
20	Shraves (T. Hewlett) - - -	87	102	189
21	Ditto (J. Shingles) - - -	899	801	1,700
22	Ditto (Mrs. Hewlett) - - -	—	452	452
23	Slope Pit - - -	94	—	94
24	Tufthorn - - -	173	467	640
25	Westbury Brook - - -	12,776	12,424	25,200
26	Wigpool Belt - - -	3,013	1,740	4,753
27	Yew Tree - - -	546	431	977
Total - - -		60,039	50,164	110,203

	Tons.	£	s.	d.
Total and Value of the above	110,203	82,653	0	0

Returns from H.M. INSPECTOR not included in the above :—

Edge Hill, <i>Westbury Brook</i> - - -	28,754	} 28,589 0 0
Drybrook, <i>Mitcheldean</i> - - -	100	
Blistors, <i>Lydney</i> - - -	598	

HIGHMEADOW ESTATE.

Great Doward - - -	139	} 2,775 0 0
Highmeadow - - -	4,309	

Lydney Park, <i>Lydney</i> - - -	5,950	} 34,893 0 0
Frampton Cotterell, <i>Bristol</i> - - -	14,842	
Crescent, Clifton, do. - - -	3,800	
Winford, do. - - -	1,858	
Temple Cloud, do. - - -	75	
Nunney, do. - - -	800	

Total of GLOUCESTERSHIRE	171,428	148,910	0	0
--------------------------	---------	---------	---	---

GLOUCESTER-
SHIRE—cont.DISTRIBUTION OF IRON ORES FROM THE FOREST OF DEAN
IN THE YEAR ENDING 1874.NUMBER of TONS of IRON ORE carried over the Severn and Wye Railway,
and sent to the under-mentioned Places.

		In 1874.	In 1873.
By water to Wales	- - - - -	Returns not received.	Tons. 12,632
Do. Bristol	- - - - -		150
Do. Gloucester	- - - - -		728
By rail to { Wales	- - - - -		48,252
{ Bullo Pill	- - - - -		
{ Staffordshire	- - - - -		
Carried over the SEVERN AND WYE Railway in the year 1874	- - - - -	—	56,762

GLOUCESTERSHIRE SUMMARY.

		Tons.
Iron ore consumed at Parkend Furnace	- - - - -	92,150
" " Soudley	- - - - -	
" " Cinderford	- - - - -	
Carried out of district by Severn and Wye Railway	- - - - -	47,878
Carried from Frampton Cotterell, &c.	- - - - -	21,400
Total	- - - - -	<u>171,428</u>

No.	District or Mine.	Character of Ore.	Quantities.	Value.
			Tons. cwt.	£ s. d.
WILTSHIRE.	1 Westbury - - -	Hydrated Oxide -	86,120 0	17,224 0 0
	2 Seend (estimated) - - -	Ditto -	500 0	170 0 0
	Total of WILTSHIRE - - -	- - -	86,620 0	17,394 0 0
OXFORD- SHIRE.	1 Adderbury - - -	Brown Hæmatite -	38,608 10	7,721 12 0
	Total of OXFORDSHIRE - - -	- - -	38,608 10	7,721 12 0
NORTH- AMPTON- SHIRE.	1 Blisworth - - -	Hydrated Oxide -	72,672 0	11,052 0 0
	2 Burleigh Park (Stamford) - - -	Ditto - - -	11,281 14	2,256 6 0
	3 Burton Latimer - - -	Ditto - - -	8,127 0	1,625 8 0
	4 Brixworth - - -	Ditto - - -	8,961 0	2,240 5 0
	5 Cranford - - -	Ditto } Estimated	40,000 0	6,083 0 0
	6 Cogenhoe - - -	Ditto		
	7 Culworth - - -	Ditto - - -	4,00 0	100 0 0
	8 Desborough (Jas. Wells) - - -	Ditto - - -	7,172 0	1,434 8 0
	9 Dean and Chapter Lands, Irthlingborough	Ditto - - -	80,538 12	16,107 4 0
	Carried forward	- - -	229,152 6	40,898 11 0

NORTHAMPTONSHIRE
—cont.

No.	District or Mine.	Character of Ore.	Quantities.	Value.
	Brought forward	- - -	Tons. cwt.	£ s. d.
10	Duston (Bevan and Co.) -	Hydrated Oxide - -	229,152 6	40,898 11 0
11	Ditto (N. Iron Ore Co.) -	Ditto - - -	64,000 0	12,800 0 0
12	Easton Neston* - - -	Ditto, <i>Estimated</i> - -	29,907 0	5,981 8 0
13	Shuttlehanger - - -	- - -	6,000 0	907 10 0
14	Finedon and Burton - -	Ditto - - -	12,000 0	2,400 0 0
15	Finedon (B. B. & Co.) -	Ditto - - -	20,513 14	4,102 15 0
16	Glendon - - -	Ditto - - -	84,264 19	16,853 0 0
17	Burton, Latimer* - - -	Ditto, <i>Estimated</i> - -	7,500 0	1,140 15 0
18	Gayton, (H.W.W.) - - -	Ditto - - -	22,069 0	4,413 16 0
19	Ditto (N. Iron Ore Co.) -	Ditto - - -	764 0	152 16 0
20	Irchester - - -	Ditto - - -	81,721 17	16,344 4 0
21	Islip - - -	- - -	- - -	- - -
22	Slipton* - - -	Ditto, <i>Estimated</i> - -	35,000 0	7,000 0 0
23	Hunsbury Hill* - - -	Ditto do. - - -	20,000 0	3,041 15 0
24	Kettering - - -	Ditto - - -	23,130 0	4,626 0 0
25	Newbridge - - -	Ditto - - -	- - -	- - -
26	Ringstead - - -	Ditto - - -	19,641 2	3,928 4 0
27	Thrapston* - - -	Ditto, <i>Estimated</i> - -	12,500 0	1,903 0 0
28	Wellingborough - - -	Ditto - - -	118,579 13	23,716 0 0
29	Woodford - - -	Ditto - - -	69,735 0	13,947 0 0
30	Returns not received, <i>Estimated</i> - - -	Ditto - - -	200,000 0	25,000 0 0
Total of NORTHAMPTONSHIRE - - -			1,056,478 11	189,156 14 0

* Estimated.

The MIDLAND RAILWAY carried from NORTHAMPTONSHIRE as follows in 1874 :—

Forwarded from	Desboro' - - -	Tons.
"	Rushton - - -	86,006
"	Kettering - - -	80,926
"	Cranford - - -	13,919
"	Twywell - - -	20,786
"	Thrapston - - -	154,066
"	Isham - - -	12,027
"	Wellingboro' - - -	8,310
"	Finedon - - -	367,117
"	Irchester - - -	5,274
	Irchester - - -	44,617
Total Iron Ore carried - - -		793,048

LEICESTER-SHIRE.

LINCOLN-SHIRE.

No.	District or Mine.	Character of Ore.	Quantities.	Value.
1	Medbourne Bridge - -	Hæmatite - - -	Tons. cwt. 2,930 0	£ s. d. 586 0 0
1	Appleby (Brigg) - - -	Hydrated Oxide - -	105,109 16	21,021 19 0
2	Claxby, Lincoln - - -	Ditto - - -	885 3	177 0 0
3	Frodingham (Brigg) - -	Ditto - - -	235,028 15	47,005 12 0
4	Frodingham - - -	Ditto - - -	47,894 4	9,578 16 0
5	Scunthorpe - - -	Ditto - - -	74,322 0	14,864 8 0
Total of LINCOLNSHIRE - - -			463,239 18	92,647 15 0

SUMMARY OF LINCOLNSHIRE.

THE MANCHESTER, SHEFFIELD, AND LINCOLNSHIRE RAILWAY CARRIED IRON ORE FROM LINCOLNSHIRE AS FOLLOWS IN 1874 :

	Tons.
Forwarded from Frodingham - - -	141,289
" Holton-le-Moor - - -	42,731
" Lincoln - - -	40,888
	<hr/>
Total Iron Ore carried out of District -	224,908
Used at Ironworks, &c. - - -	238,331
	<hr/>
	463,239
	<hr/>

No.	District or Mine.	Character of Ore.	Quantities.	Value.
			Tons. cwt.	£ s. d.
SHROP- SHIRE.	1 Haycop - - -	Argillaceous Carbonate	620 0	372 0 0
	2 Ketley - - -	Ditto	9,321 15	6,060 0 0
	3 Lilleshall - - -	Ditto	87,558 0	52,539 16 0
	4 Madeley Court - - -	Ditto	18,335 0	11,001 0 0
	5 Madeley Wood - - -	Ditto	29,902 0	17,941 4 0
	6 Quinta - - -	Ditto	20 0	12 0 0
	7 Sandback - - -	Ditto	960 0	400 0 0
	8 Wombridge - - -	Ditto	7,242 10	4,345 4 0
	9 Sundry Mines (estimated) -	Ditto	150,000 0	750 0 0
	Total of SHROPSHIRE	- -	303,959 5	93,421 4 0
WARWICK- SHIRE.	1 Bedworth - - -	Argillaceous Carbonate	17,438 0	10,462 18 0
	2 Exhall - - -	Ditto	1,278 0	766 16 0
	3 Hockley Hall - - -	Ditto	7,374 0	4,224 8 0
	4 Hawkesbury - - -	Ditto	25,077 0	15,046 4 0
	5 Wykin - - -	Ditto	5,031 0	3,018 2 0
	6 Wykin - - -	Black Band	8,016 0	4,809 12 0
	7 Sundry Mines (estimated) -	Argillaceous Carbonate	28,000 0	1,200 0 0
	Total of WARWICKSHIRE	- -	92,214 0	39,528 0 0
DERBY- SHIRE.	1 Blackwell - - -	Argillaceous	300 0	180 0 0
	2 Butterley - - -	Ditto	55,439 0	33,263 8 0
	3 Clay Cross - - -	Ditto	794 0	476 8 0
	4 Riddings - - -	Ditto	13,754 0	8,252 8 0
	5 Staveley - - -	Ditto	19,511 0	11,705 12 0
	6 Sheepbridge - - -	Ditto	18,077 0	7,844 4 0
	7 West Hallam - - -	Ditto	2,417 0	1,450 4 0
	8 Sundry Coal and Iron Pits } (estimated) - - - }	Ditto	134,000 0	65,000 0 0
	Total of DERBYSHIRE	- -	239,292 0	128,172 4 0
NOTTING- HAMSHIRE.	1 Clifton - - -	Argillaceous Carbonate	228 0	136 16 0

No.	District or Mine.	Character of Ore.	Quantities.		Value.		
			Tons.	cwts.	£	s. d.	
STAFFORD- SHIRE, NORTH.	1	Bank Top - - -	Argillaceous	300	0	180	0 0
	2	Berry Hill - - -	Ditto	4,404	0	2,642	8 0
	3	Biddulph - - -	Ditto	-	-	-	-
	4	Bradely - - -	Ditto	500	0	300	0 0
	5	Chesterion - - -	Ditto	12,043	0	7,225	16 0
	6	Chell (<i>Tunstall</i>) - - -	Ditto	3,164	0	1,898	8 0
	7	Clanway - - -	Ditto	7,044	0	4,226	8 0
	8	Coleridge - - -	Ditto	-	-	-	-
	9	Consall (<i>Churnet Valley</i>) - - -	Hydrated Oxide	30,050	0	18,030	0 0
	10	Foley (<i>Froghall</i>) - - -	Ditto	15,279	0	9,167	8 0
	11	Greenfield - - -	Ditto	1,949	0	1,119	8 0
	12	Greengates and Furlong - - -	Argillaceous	1,066	0	639	12 0
	13	Knutton - - -	Hydrated Oxide	45,000	0	27,000	0 0
	14	Leycett - - -	Ditto	418	0	250	16 0
	15	Longton Hall - - -	Ditto	19,671	0	11,802	12 0
	16	Mill Bank - - -	Ditto	25,915	0	15,549	0 0
	17	Oldfield (<i>Fenton</i>) - - -	Ditto	21,011	13	12,616	12 0
	18	Park Moor - - -	Ditto	9,588	14	5,750	0 0
	19	Sandback - - -	Clay Band	960	0	576	0 0
	20	Silverdale - - -	Ditto	81,131	0	48,668	0 0
	21	Woodhead - - -	Ditto	2,868	0	1,720	0 0
	22	Sundries (<i>estimated</i>) Raw Ore	Ditto	750,000	0	562,500	0 0
Total of NORTH STAFFORDSHIRE				1,032,362	0	731,862	8 0

DISTRIBUTION OF NORTH STAFFORDSHIRE IRON ORE

BY CANAL (<i>Trent and Mersey Navigation</i>)—		Tons.
Calcined ironstone sent out of NORTH STAFFORDSHIRE	-	74,749
Ditto ditto used in NORTH STAFFORDSHIRE	-	38,739
Uncalcined ironstone sent out of District	-	29,673
Total by canal		153,161

BY RAILWAY (<i>North Staffordshire Railway</i>)—		
Calcined ironstone exported to places off the North Staffordshire line	-	243,170
Uncalcined ditto ditto	-	10,028
Calcined conveyed between the North Staffordshire local stations	-	114,506
Uncalcined ditto	-	854
Total by railway		368,558

	Tons.
Total by Canal	153,161
„ Railway	368,558
Total produce of calcined and uncalcined ore carried by Canal and Railway	521,719

STAFFORD-
SHIRE.
SOUTH.
*Works making
Returns.**

No.	District or Mine.	Character of Ore.	Quantities.		Value.		
			Tons. cwts.		£	s.	d.
1	Barbors Field - - -	Argillaceous, Carbonate	7,957	0	4,774	4	0
2	Barn Farm (Willenhall) - - -	Ditto - - -	2,616	0	1,569	12	0
3	Bercott (Darlaston) - - -	Ditto - - -	3,285	0	1,971	0	0
4	Bentley (Willenhall) - - -	Ditto - - -	1,614	0	968	0	0
5	Birchills Hall - - -	Ditto - - -	2,066	0	1,239	12	0
6	Bradley - - -	Ditto - - -	2,271	0	1,362	11	0
7	Cannock Chase Colliery } Ditto (<i>District</i>) - - - }	Ditto - - -	1,000	0	600	0	0
9	Cotsall (Corngreaves) - - -	Ditto - - -	1,875	0	1,125	0	0
10	Crow's Bridge - - -	Ditto - - -	990	12	594	0	0
11	Ettingshall (Bilston) - - -	Ditto - - -	1,053	0	631	16	0
12	Forest (Walsall) - - -	Ditto - - -	1,941	0	1,164	12	0
13	Granville - - -	Ditto - - -	1,650	0	990	0	0
14	Haden Hall - - -	Ditto - - -	3,705	0	2,123	0	0
15	Hange (Tipton) - - -	Ditto - - -	682	0	409	4	0
16	Hall's Fire-clay Works } (Stourbridge) - - - }	Ditto - - -	574	0	344	8	0
17	Little London (Willenhall) - - -	Ditto - - -	2,164	17	1,299	0	0
18	Lunt, Bilston - - -	Ditto - - -	1,511	0	906	12	0
19	Moxley - - -	Ditto - - -	1,104	0	662	8	0
20	Netherton, Old (Dudley) - - -	Ditto - - -	1,298	0	778	16	0
21	New Cross - - -	Ditto - - -	8,010	0	4,806	0	0
22	Old Hall - - -	Ditto - - -	2,107	0	1,204	4	0
23	Old Hill - - -	Ditto - - -	1,678	0	1,006	16	0
24	Parkfield - - -	Ditto - - -	3,044	0	1,826	8	0
25	Patent Shaft and Axletree } Company's Collieries - }	Ditto - - -	4,771	8	2,862	12	0
26	Priestfields - - -	Ditto - - -	3,209	0	1,925	8	0
27	Portway (Rowley Regis) - - -	Ditto - - -	500	0	300	0	0
28	Riddings - - -	Ditto - - -	2,053	12	1,230	16	0
29	Roughwood - - -	Ditto - - -	2,924	9	1,755	0	0
30	Stow Heath - - -	Ditto - - -	6,145	0	3,687	0	0
31	Shut End - - -	Ditto - - -	3,869	0	2,321	8	0
32	Tipton Green - - -	Ditto - - -	591	0	354	12	0
33	Wednesbury Oak - - -	Ditto - - -	1,000	0	600	0	0
34	White Heath (Oldbury) - - -	Ditto - - -	500	0	300	0	0
35	Woodside (Dudley) - - -	Ditto - - -	516	0	308	12	0
36	Woodwell - - -	Ditto - - -	5,840	0	3,504	0	0
37	Wyrley Cannock - - -	Ditto - - -	7,464	0	4,478	8	0
38	Sundry Coal and Iron Pits - - -	Ditto - - -	47,925	0	28,750	0	0
Total of SOUTH STAFFORDSHIRE - - -			141,504	18	84,734	19	0
NORTH STAFFORDSHIRE - - -			1,032,362	0	731,862	8	0
Total Returns of STAFFORDSHIRE - - -			1,173,866	18	816,597	7	0

CANAL DISTRIBUTION.

The BIRMINGHAM CANAL carried in their own district 620,168 tons.

The STAFFORDSHIRE and WORCESTER CANAL.—*No return.*

Estimated - - - 155,000 tons.

* The estimated production, usually given, is omitted this year. The difficulty of arriving at any satisfactory approximation has been so great.

No.	District or Mine.	Character of Ore.	Quantities.		Value.		
			Tons.	cwts.	£	s.	d.
1	Aldingham	Red Hæmatite	-	-	-	-	-
2	Askam in Furness	Ditto	23,679	0	29,598	15	0
3	Crossgates	Ditto	29,154	14	36,442	0	0
4	Dalton (Denney & Co.)	Ditto	6,815	17	7,838	5	0
5	Dalton (Furness Co.)	Ditto	29,154	14	32,070	0	0
6	Dunnerdale (Duddon)	Ditto	2,800	0	3,500	0	0
7	Elliscales	Ditto	13,503	7	16,378	15	0
8	Goldmire	Ditto	1,840	2	2,024	0	0
9	Green Haume	Ditto	301	2	331	0	0
10	Highfield	Ditto	2,250	7	2,475	0	0
11	Houghton, West	Ditto	50	0	45	0	0
12	Lindal Moor, Whitriggs and Gillrow	Ditto	160,474	0	200,592	10	0
13	Lindal Cope	Ditto	32,749	0	37,661	0	0
14	Lindal, Moor	Ditto	5,706	0	7,132	10	0
15	Lindal & Ousby	Ditto	651	0	633	10	0
16	Longlands	Ditto	1,091	11	1,364	0	0
17	Martin	Ditto	19,778	0	24,722	0	0
18	Moot Hall	Ditto	1,051	7	1,156	2	0
19	Mouzell	Ditto	35,693	0	44,616	5	0
20	Newton	Ditto	5,234	0	6,542	10	0
21	Old Hills	Ditto	2,296	0	2,870	0	0
22	Park	Ditto	270,169	0	338,083	15	0
23	Parkhouse (Yarlside Co.)	Ditto	25,871	6	32,388	15	0
24	Pennington	Ditto	4,276	18	5,340	0	0
25	Plumpton	Ditto	5,081	1	6,288	15	0
26	Roanhead & Askham	Ditto	187,455	0	234,318	15	0
27	Stainton (Stainton Co.)	Ditto	3,082	0	3,360	0	0
28	Stainton (Barrow Co.)	Ditto	2,721	0	3,401	5	0
29	Stank	Ditto	22,285	0	27,856	5	0
30	Thwaite Flatt	Ditto	2,195	7	2,743	15	0
31	Urswick	Ditto	2,445	14	3,056	5	0
32	Whitriggs	Ditto	14,252	0	17,815	0	0
Total of LANCASHIRE			914,357	7	1,132,595	12	0

THE LANCASHIRE IRON ORE WAS DISTRIBUTED AS FOLLOWS BY THE FURNESS RAILWAY.

STATEMENT of Iron Ore Traffic for the Year ending 31st December 1874.

FURNESS IRON ORE.

		Tons.	Tons.
To South Wales	- shipped at Barrow	45,378	
To Lancashire, North Wales, &c.	- "	21,027	
To Scotland	- "	4,528	
To Foreign Ports	- "	459	
	Total		71,392
Shipped at Ulverston Canal	- - -		130
To Lancashire, Yorkshire, Staffordshire, &c.	- by rail	138,750	
To Scotland	- "	1,781	
To North-Eastern District	- "	24,064	
			164,595
To Furnaces in District	- - - by rail		607,092
			843,209
Total of FURNESS Ore			

No.	District or Mine.	Character of Ore.	Quantities.		Value.		
			Tons.	cwts.	£	s.	d.
CESHIRE -	1 Sundry Mines - - -	Argillaceous Carbonate	1,000	0	600	0	0
CUMBERLAND.	1 Agnes Pit - - -	Red Hæmatite	—	—	—	—	—
	2 Bigrigg Moor - - -	Do	41,120	0	51,400	0	0
WHITEHAVEN	3 Birks - - -	Do	2,769	16	3,462	0	0
DISTRICT.	4 Cleator Moor - - -	Do	23,010	0	28,762	10	0
<i>Returns</i>	5 Cleator (Cleator Co.) - - -	Do	67,090	16	83,862	10	0
<i>received.</i>	6 Crossfield - - -	Do	85,724	0	107,155	0	0
	7 Crossgill - - -	Do	33,157	0	41,446	0	0
	8 Eskdale - - -	Do	4,187	0	5,233	15	0
	9 Eskett - - -	Do	45,000	0	56,250	0	0
	10 Fletcher - - -	Do	6,001	7	6,600	13	0
	11 Frizington - - -	Do	7,802	18	8,972	16	0
	12 Frizington Parks - - -	Do	6,937	0	8,671	5	0
	13 Holbeck - - -	Do	1,591	10	1,751	6	0
	14 Jack Trees - - -	Do	1,300	0	1,995	0	0
	15 Woodend - - -	Do	29,921	0	37,401	0	0
	16 High House - - -	Do	70,239	0	80,774	17	0
	17 Kelton and Knockmurton - - -	Do	32,085	11	41,106	17	6
	18 Lamplugh [†] (Baird's) - - -	Do	—	—	—	—	—
	19 Montreal - - -	Do	215,174	0	268,967	10	0
	20 Moor Row - - -	Do	1,066	15	1,119	6	0
	21 Pallaflat, <i>Bigrigs</i> - - -	Do	550	0	605	0	0
	22 Parkside and Eskett* - - -	Do	95,192	16	104,667	0	0
	23 Salter and Eskett† - - -	Do	83,000	0	103,750	0	0
	24 Walsh and Bigrigg - - -	Do	13,460	17	15,474	19	0
	25 Scalelands - - -	Do	14,254	0	19,966	0	0
	26 Winder - - -	Do	26,858	12	30,836	14	0
	27 Winder Gill - - -	Do	4,719	18	5,190	18	0
	28 Ennerdale, Kelton Fells - - -	Do	140	0	161	0	0
	29 Yeathouse - - -	Do	92	7	101	4	0
	Total of WHITEHAVEN - - -		912,445	13	1,115,685	0	6
ALSTON MOOR	30 Alston Moor (<i>Sundry Mines</i>) - - -	Brown Hæmatite - - -	3,029	3	4,786	0	0
DISTRICT.	31 Clifton - - -	Argillaceous - - -	750	0	500	0	0
	32 Ellenborough - - -	Do - - -	—	—	—	—	—
DUDDON DIS-	33 Hodbarrow - - -	Red Hæmatite - - -	201,663	0	252,078	15	0
TRICT.	34 Waterblean - - -	Red Hæmatite - - -	867	0	1,083	15	0
	35 Ditto - - -	Paint Ore - - -	911	6	1,367	10	0
	Total of CUMBERLAND - - -		1,119,662	2	1,375,501	0	6
WEST-MORELAND.	1 Providence - - -	Argillaceous - - -	300	0	350	0	0
	2 Fairfield - - -	Do - - -	204	0			
	Total of WEST-MORELAND - - -		504	0	350	0	0

* Produced, 144,880.

† Sent away, 9,000.

DISTRIBUTION OF CUMBERLAND IRON ORE in 1874.

By SEA, by MARYPORT AND CARLISLE RAILWAY, and by
FURNESS RAILWAY.

The WHITEHAVEN IRON ORE was sent to the following places :—

		Tons.
To all places	by ship	- 113,191
MILLOM, CAENFORTH, LANCASHIRE, AND THE SOUTH	} by rail	- 101,321
SCOTLAND	by rail	- 69,402
NEWCASTLE AND MIDDLESBRO' DISTRICT	} by rail	- 63,385
WORKINGTON, MARYPORT, HARRING- TON, AND CLEATOR DISTRICT	} by rail	- 554,368
Total of WHITEHAVEN Ore		- 901,667

Distribution of WHITEHAVEN Ore by FURNESS RAILWAY, as
by Return furnished.

	Tons.
Shipped at Whitehaven	- 110,717
Sent by rail	- 53,911
To Furnaces in District, by rail	- 508,849
Total	- 673,477

NOTE.—In the Returns for 1873 the total Returns of Cumberland should have been :—

	Tons.
Whitehaven Ore	- 1,021,690
Hodbarrow	- 203,791
Alston Moor, &c.	- 4,346
Eekdale	- 6,170
Total	- 1,235,997

	No.	District or Mine.	Character of Ore.	Quantities.		Value.		
				Tons.	cwts.	£	s.	d.
YORKSHIRE, NORTH RIDING OR CLEVELAND DISTRICT.	1	Ailesbury - - -	Argillaceous Carbonate	94,829	0	28,448	14	0
	2	Belmont, South - - -	Ditto - - -	69,385	0	20,815	10	0
	3	Belmont and Spa Wood - - -	Ditto - - -	172,805	0	51,841	10	0
	4	Brotton - - -	Ditto - - -	337,733	0	101,319	18	0
	5	Boosbeck (Guisbro') - - -	Ditto - - -	136,316	0	39,994	16	0
	6	Carlin Howe (Lofthouse) - - -	Ditto - - -	32,033	9	9,615	15	0
	7	Chaloner's (Guisbro') - - -	Ditto - - -	150,393	18	45,118	4	0
	8	Coate Moor - - -	Ditto - - -	1,000	0	300	0	0
	9	Cliff (Saltburn) - - -	Ditto - - -	75,500	19	22,650	0	0
	10	Craggs Hall (ditto) - - -	Ditto - - -	198,000	0	59,400	0	0
	11	Esk Valley* - - -	Ditto - - -	7,500	0	2,500	0	0
	12	Eskdale Side (Grosmont) - - -	Ditto - - -	20,544	0	6,163	2	0
	13	Eston (Middlesboro') - - -	Ditto - - -	569,240	13	170,772	0	0
	14	Glaisdale* - - -	Ditto - - -	8,000	0	2,700	0	0
	15	Grosmont and Birtley - - -	Ditto - - -	105,723	12	31,716	18	0
	16	Hob Hill - - -	Ditto - - -	81,946	0	24,583	16	0
	17	Huntcliffe (Saltburn) - - -	Ditto - - -	184,424	19	55,327	4	0
	18	Kirkleatham (Redcar) - - -	Ditto - - -	88,435	4	26,530	0	0
	19	Liverton (Lofthouse) - - -	Ditto - - -	243,035	0	72,910	10	0
	20	Lofthouse - - -	Ditto - - -	423,251	0	126,975	0	0
	21	Mulgrave Port* - - -	Ditto - - -	150,000	0	50,000	0	0
	22	Margrave Park - - -	Ditto - - -	195,327	0	58,598	0	0
	23	North Loftus - - -	Ditto - - -	125,158	0	37,547	8	0
	24	North Skelton (Saltburn) - - -	Ditto - - -	28,421	17	8,526	6	0
	25	Normanby - - -	Ditto - - -	224,821	0	67,446	6	0
26	Ormesby - - -	Ditto - - -	58,777	10	17,633	2	0	
27	Park* - - -	Ditto - - -	150,000	0	50,000	0	0	
28	Rosedale, East and West - - -	Ditto - - -	473,140	1	141,942	0	0	
29	Skelton (Guisbro') - - -	Ditto - - -	158,636	0	47,590	16	0	
30	Skelton Park (Maske by the Sea) - - -	Ditto - - -	151,572	10	45,471	12	0	
31	Slapewath* - - -	Ditto - - -	25,000	0	8,579	0	0	
32	South Skelton - - -	Ditto - - -	182,253	0	54,675	18	0	
33	Stanghow (Skelton) - - -	Ditto - - -	87,167	19	26,150	0	0	
34	Upleatham - - -	Ditto - - -	505,470	0	151,641	0	0	
35	Whitecliff - - -	Ditto - - -	98,478	0	29,543	8	0	
		Total of NORTH RIDING or CLEVELAND District - - -		5,614,322	11	1,694,918	13	0

* All the returns except those marked (* Estimated) have been made to the MINING RECORD OFFICE.

**YORKSHIRE,
WEST RIDING.**

No.	District or Mine.	Character of Ore.	Quantities.		Value.		
			Tons.	cwts.	£	s.	d.
1	Beeston - - -	Black Band - -	5,056	5	3,033	0	0
2	Beeston Colliery - -	Ditto - -	14,512	0	8,707	4	0
3	Bowling - - -	Argillaceous Carbonate	45,000	0	13,500	0	0
4	Elsecar - - -	Ditto - -	28,284	0	16,970	0	0
5	Farnley - - -	Ditto - -	17,000	0	10,200	0	0
6	Gannister - - -	Black Band - -	3,045	0	1,827	0	0
7	Killinbeck - - -	Ditto - -	6,599	0	3,959	0	0
8	Low Moor - - -	Argillaceous Carbonate	67,150	0	40,290	0	0
9	Spring Gardens - -	Black Band - -	3,447	2	2,068	0	0
10	Stockbridge - - -	Ditto - -	527	0	316	0	0
11	Thorncliff - - -	Argillaceous Carbonate	18,376	0	11,025	12	0
12	Wharndiff - - -	Black Band - -	7,510	0	4,506	0	
13	White Horse - - -	Argillaceous Carbonate	2,954	0	1,772	8	0
14	Wortley - - -	Black Band - -	1,500	0	900	0	0
15	Sundry Mines (estimated)	Argillaceous Carbonate	150,000	0	85,000	0	0
Total of WEST RIDING - - -			370,960	7	154,074	4	0
Total of NORTH RIDING - - -			5,614,322	11	1,694,918	18	0
Total of YORKSHIRE - - -			5,985,282	18	1,848,992	17	0
WEARDALE.							
1	Red Vein - - -	Spathose Carbonate and Silicious Hæmatite.	8,741	1			
2	Groove Rake - - -		4,208	12			
3	South Groove Rake - -	Ditto - -	3,339	0			
4	North Grane - - -	Ditto - -	3,965	0			
5	West Slitt - - -	Ditto - -	15,517	18			
6	Rowantree A. - - -	Ditto - -	5,015	17			
7	Do. B. - - -	Ditto - -	1,172	1			
8	Do. B. Quarry - - -	Ditto - -	7,349	7			
9	Levelgate - - -	Ditto - -	360	0			
10	Levelgate Quarry - -	Ditto - -	5,668	16			
11	Slitt Pasture do. - -	Ditto - -	7,537	17			
12	Queensbury do. - -	Ditto - -	17,620	18			
Total of WEARDALE - - -			85,491	7	51,388	11	0
13	Brancepeth - - -	Argillaceous Carbonate					
14	Brandon - - -	Ditto - -					
15	Oakenshaw - - -	Ditto - -	11,122	0	6,673	4	0
16	Wellington - - -	Ditto - -					
17	Ridsdale (Bellingham) -	Ditto - -					
18	Seaham - - -	Ditto - -	11,543	0	6,925	16	0
19	Stiddle Moor - - -	Ditto - -	11,843	10	7,055	16	0
20	West Hartley - - -	Ditto - -	2,481	0	1,488	12	0
Total of DURHAM and NORTHUMBERLAND Returns - - -			122,480	17	78,581	19	0

**DURHAM
AND
NORTHUMBERLAND.**

RAILWAY DISTRIBUTION.

STATEMENT of IRON ORE conveyed over the NORTH-EASTERN RAILWAY in the Year 1874.

From.	To.	Weight to each District.	Total Weight.
NORTHUMBERLAND, and DISTRICT of NEWCASTLE and CARLISLE RAILWAY.	Newcastle district - -	Tons. cwts. 11,849 15	15,186 9
	Darlington " - -	3,336 14	
NEWCASTLE DISTRICT -	Darlington district - -	6,377 4	6,398 8
	Stockton " - -	21 4	
DARLINGTON DISTRICT -	Darlington district - -	66,596 10	67,851 2
	Stockton " - -	1,254 12	
STOCKTON DISTRICT -	Darlington district - -	13,362 16	105,832 7
	Stockton " - -	92,569 11	
CLEVELAND DISTRICT, viâ NORTH YORKSHIRE and CLEVELAND RAILWAY.	Newcastle district - -	15,748 6	479,908 11
	Darlington " - -	247,425 10	
	Stockton " - -	180,001 7	
	Whitby " - -	36,733 8	
CLEVELAND DISTRICT, viâ STOCKTON and DARLINGTON RAILWAY.	Newcastle district - -	50,398 8	3,783,351 18
	Darlington " - -	517,027 4	
	Stockton " - -	3,215,897 16	
	Hull " - -	28 10	
ULVERSTONE - -	Newcastle district - -	15,049 19	26,260 19
	Darlington " - -	148 6	
	Stockton " - -	6,530 8	
	Hull " - -	13 7	
	Whitby " - -	4,518 19	
WHITEHAVEN " •	Newcastle district - -	4,436 16	62,107 3
	Darlington " - -	2,268 16	
	Stockton " - -	10,379 16	
	Whitby " - -	45,021 15	
	Carried forward - -		

From.	To.	Weight to each District.	Total Weight.	
	Brought forward - -	Tons. cwts.	Tons. cwts.	
SOUTH - - -	Newcastle district - - -	13,335 7	209,943 17	
	Darlington " - - -	20,532 2		
	Stockton " - - -	175,015 4		
	Hull " - - -	410 14		
	Sundry places - - -	650 10		
SUNDRY PLACES - -	Newcastle district - - -	660 3		5,309 1
	Darlington " - - -	233 4		
	Stockton " - - -	3,665 16		
	Whitby " - - -	185 18		
	Sundry places - - -	564 0		
IMPORTED - - -	Newcastle district - - -	66,877 0	142,129 6	
	Darlington " - - -	19,736 1		
	Stockton " - - -	47,363 3		
	Whitby " - - -	4,450 0		
	Sunday places - - -	3,703 2		
	Total - - -	4,904,279 1		

IRON ORE

IMPORTED into the TYNE, 1874, from Returns received at the RIVER DUES OFFICES.

	Tons.
From The Netherlands - - - -	302
" France and Algeria - - - -	13,173
" Russia - - - -	25
" Italy - - - -	12,108
" Spain and Portugal - - - -	81,712
" Norway, Sweden, and Denmark - - - -	2,613
" Austria, Turkey, and Greece - - - -	17,308
" United Kingdom - - - -	100
" South America - - - -	1,187
Total - - - -	128,378

WALES.

No.	District or Mine.	Character of Ore.	Quantities.		Value.			
			Tons.	cwts.	£	s.	d.	
DENBIGHSHIRE AND FLINTSHIRE.								
NORTH WALES.	1	Nant Ucha - -	Brown Hæmatite	2,053	0	1,539	10	0
	2	Ruabon Collieries - -	Argillaceous Carbonate	18,498	0	11,099	0	0
	3	Brymbo - - -	Ditto - - -	3,344	0	2,006	0	0
	4	Bryn yr Owen - - -	Ditto - - -	386	0	231	12	0
	5	Bryn Mally - - -	Ditto - - -	276	0	165	12	0
	6	Cwm Mountain, <i>Rhyl</i> - -	Brown Hæmatite	1,039	13	779	10	0
	7	Pfwrdd and Pont Plas } Main Collieries - - -	Black Band - -	2,794	18	1,677	0	0
	8	Henfryn - - -	Argillaceous Carbonate	8,052	8	4,821	0	0
	9	Vron - - -	Brown Hæmatite	30	10	24	0	0
		Argillaceous Carbonate	7,806	0	1,951	10	0	
Total of NORTH WALES -			42,237	9	22,765	4	0	
SOUTH WALES.								
1	Abergorkie - - -	Argillaceous Carbonate	1,790	0	1,074	0	0	
2	Aberdare - - -	Ditto - - -	6,660	0	3,996	0	0	
3	Blaenavon - - -	Ditto - - -	65,670	0	39,452	0	0	
4	Bodringallt - - -	Ditto - - -	560	16	336	0	0	
5	Bonville Court - - -	Ditto - - -	2,412	0	1,447	4	0	
6	Bute - - -	Brown Hæmatite	36,558	0	21,934	6	0	
7	Cwm Amman - - -	Ditto - - -	1,048	0	628	0	0	
8	Cwmbran - - -	Ditto - - -	2,000	0	1,500	0	0	
9	Cwm Avon - - -	Black Band - -	6,508	0	3,904	16	0	
10	Ditto - - -	Brown Hæmatite	787	0	650	0	0	
11	Cyfarthfa - - -	Argillaceous Carbonate	27,797	0	8,965	0	0	
12	Deep Duffryn - - -	Ditto - - -	2,409	1	1,445	8	0	
13	Dowlais - - -	Ditto - - -	58,467	0	29,233	10	0	
14	Dundry, <i>Caerphilly</i> - -	- - -	717	0	539	0	0	
15	Ferndale - - -	Argillaceous Carbonate	3,943	0	2,365	0	0	
16	Gadlys - - -	Ditto - - -	3,216	0	1,929	12	0	
17	Garth - - -	Brown Hæmatite	15,545	0	9,327	0	0	
18	Llanharry* - - -	Ditto - - -	3,137	0	1,832	4	0	
19	Llvynypia - - -	Argillaceous Carbonate	1,192	15	715	0	0	
20	Mwynydy, <i>Llantrissant</i> - -	Brown Hæmatite	68,787	0	41,222	0	0	
21	Nantyglo - - -	Brown Hæmatite	30,085	0	10,028	0	0	
22	Blaina - - -	Ditto - - -						
23	Beaufort - - -	Ditto - - -						
24	Navigation - - -	Argillaceous Carbonate	608	11	361	0	0	
25	Penrhw - - -	Ditto - - -	1,850	0	1,110	0	0	
26	Pentyrch, Cardiff - -	Brown Hæmatite	15,544	4	11,638	0	0	
27	Plymouth - - -	Argillaceous Carbonate	4,418	0	2,650	0	0	
28	Rhymney and Bute - -	Ditto - - -	15,464	9	9,278	8	0	
29	Risca - - -	Ditto - - -	5,400	0	1,620	0	0	
30	Tredegar - - -	Ditto - - -	15,830	0	9,498	0	0	
31	Varteg Hill - - -	Ditto - - -	25,898	10	15,538	16	0	
32	Varteg - - -	Ditto - - -	11,920	14	7,152	0	0	
33	Victoria, Ebbw Vale, } Sirhowy, Abersychan, and Pontypool* - - -	Ditto - - -	150,000	0	50,000	0	0	
34	Ynisedwyn - - -	Ditto - - -	68,543	10	41,125	0	0	
35	Ystallyfera - - -	Ditto - - -	10,854	0	6,512	8	0	
	Sundries (estimated) - -	- - -	1,000	0	500	9	0	
Total of SOUTH WALES and MONMOUTHSHIRE -			661,616	10	338,578	1	0	

* Estimated.

ISLE OF MAN.

Name of Mine.	Character of Ore.	Quantities.		Value.		
		Tons.	cwts.	£	s.	d.
Bellajora	Spathose Ore	325	1	408	8	3
Fordale	Spathose Ore*	718	12	353	17	7
Manghold	-	100	0	25	0	0
Total		1,143	13	787	5	10

IRELAND.

No.	County and Name of Mine.	Character of Ore.	Quantities.		Value.				
			Tons.	cwts.	£	s.	d.		
COUNTIES ANTRIM, DONEGAL, AND LONDONDERRY.									
1	Irish Hill	Pisolitic, Hæmatite, Bole and Lithomarge	2,000	0	1,800	0	0		
2	Ballypalady	Aluminous	6,450	0	5,825	0	0		
3	Island Magee	Lithomarge (estimated)	1,500	0	500	0	0		
4	Broughshane (Ballymena)	Pisolitic and Aluminous	37,719	0	33,947	0	0		
5	Cargan (ditto)								
6	Glenarm (Larne)†								
7	Newton Crommelin								
8	Glenariff and Cloughcor	Pisolitic	12,000	0†	10,800	0	0		
9	Duneany (Garryford)	Ditto	1,250	0	956	5	0		
10	Evishnably†	Aluminous	2,343	0	878	12	6		
11	Gortnageeragh	Ditto	-	-	-	-	-		
12	Coveen†	Ditto	7,307	0	2,740	2	6		
13	Evishacrow (Glenravel)	Brown Hæmatite	3,500	0	2,500	0	0		
14	Glenravel (Slieve an Nee)	Ditto	21,791	4	19,611	0	0		
15	Kilwaughter (Kilwaughter)	Ditto	-	-	-	-	-		
16	Knockboy†	Pisolitic	7,000	0	6,300	0	0		
17	Parkmore (Cushendall)	Ditto	2,040	0	1,836	0	0		
18	Red Rock (near Larne)	Aluminous	-	-	-	-	-		
19	Shanes and Agnews Hill (near Larne)†	Ditto	5,000	0	4,500	0	0		
20	Shanes Hill (Larne)†	Ditto	10,000	0	5,000	0	0		
21	Trostan (Cushendall)	Pisolitic	1,000	0	750	0	0		
TOTAL of above COUNTIES			120,900	4	97,944	0	0		
COUNTY DOWN.									
1	Deehomed†	Brown Hæmatite	3,000	0	1,800	0	0		
COUNTY WICKLOW.									
1	Ballymurtagh	Brown Hæmatite	16,433	0	12,345	0	0		
2	Cronebane	Ditto	27	0					
The INSPECTOR'S Return for Ireland gives the total quantity as 139,846 tons.			Total of IRELAND		140,360	4	112,089	0	0

* H. M. Inspector's Return 287 tons 5 cwts.

† Uncalcined.

‡ Raised, not sold.

SCOTLAND.

Name of Mine.	Character of Ore.	Quantities.	Value.
HADDINGTON	Brown Hematite	Tons. cwts. 10,283 0	£ s. d. 6,168 16 0
SHEPHERD	Bog Ore	691 0	518 0 0
COAL MEASURES	{ Argillaceous Car- bonate and Black Band }	2,108,797 0	785,474 4 0
Total of SCOTLAND	- - -	2,119,771 0	792,161 0 0

Iron Ore imported in 1874 according to the Annual Statement of the Trade of the UNITED KINGDOM.

(BOARD OF TRADE.)

	Quantity.	Value.
	Tons.	£
From Russia - - -	12,244	94,527
” Sweden - - -	41	322
” Norway - - -	28,680	32,786
” France - - -	20,077	19,463
” Portugal - - -	29,398	37,969
” Spain - - -	541,963	665,614
” Italy - - -	33,394	46,988
” Algeria - - -	62,333	79,863
” other Countries - -	26,111	23,999
Total - - -	754,141	1,021,481

1874.

PIG IRON MANUFACTURE.

IRON ORE.—The total quantity of IRON ORE raised in the United Kingdom, as shown in the preceding Returns, amounted to
14,844,986 tons.

FOREIGN ORES imported - - - 754,141 tons.
 "PURPLE ORES" from *Pyrites* imported - - 255,000 „
 Total quantity of IRON ORE returned as smelted in GREAT BRITAIN,
 15,854,077 tons.

NUMBER OF FURNACES IN BLAST.

England	-	-	-	-	430
Wales	-	-	-	-	96
Scotland	-	-	-	-	123
Total	-	-	-	-	<u>649</u>

PIG IRON produced and COAL returned as used in its manufacture in the Year 1874.

		Pig Iron.	Coal.
		Tons.	Tons.
England	- -	4,417,189	11,380,851
Wales	- -	766,592	1,768,151
Scotland	- -	807,677	2,143,199
Total	- -	<u>5,991,408</u>	<u>15,292,201</u>

When COKE has been given in the return it has been computed as COAL.

SUMMARY OF PIG IRON PRODUCED IN 1874.

Counties.		No. of Iron Works <i>Active.</i>	No. of Furnaces built in District	No. of Furnaces <i>in Blast.</i>	Tons of Pig Iron made.
ENGLAND.					
NORTHUMBERLAND	- - - -	2	5	2	Tons. 33,142
DURHAM	- - - -	14	55	49	829,285
YORKSHIRE, North Riding	- - - -	24	97	85	1,158,471
Do. West Riding	- - - -	13	44	31	163,856
DERBYSHIRE	- - - -	13	50	38	301,687
LANCASHIRE	- - - -	9	47	33	488,672
CUMBERLAND	- - - -	10	51	30	390,840
SHROPSHIRE	- - - -	11	28	20	126,055
NORTH STAFFORDSHIRE	- - - -	8	39	28	273,501
SOUTH do.	- - - -	50	154	81	452,400
NORTHAMPTONSHIRE	- - - -	7	18	14	53,760
LINCOLNSHIRE	- - - -	3	15	8	67,266
GLOUCESTERSHIRE	- - - -	3	10	6	43,139
WILTSHIRE	- - - -	1	7	3	} 35,115
HAMPSHIRE	- - - -	1	1	1	
SOMERSETSHIRE	- - - -	1	1	1	
Total		170	622	430	4,417,139
WALES.					
NORTH WALES.					
DENBIGHSHIRE	- - - -	3	9	6	} 51,868
FLINTSHIRE	- - - -	1	2	2	
SOUTH WALES.					
ANTHRACITE FURNACES					
BITUMINOUS	} GLAMORGANSHIRE -	2	13	7	23,760
COAL		15	64	40	330,484
DISTRICTS.	} MONMOUTHSHIRE -	13	62	41	360,480
Total of North and South WALES		34	150	96	766,592
SCOTLAND.					
AYRESHIRE	- - - -	7	48	37	240,667
LANARKSHIRE	- - - -	13	93	72	501,541
FIFESHIRE	- - - -	2	6	3	13,854
LINLITHGOWSHIRE	- - - -	2	9	5	35,778
STIRLINGSHIRE	- - - -	} 2	7	6	15,837
ARGYLESHIRE	- - - -				
Total		26	163	123	807,677

MARKET PRICES of PIG IRON (per Ton), being the Average of each Week for the Year 1874.

For the Week ending		Welsh Pig. (In Wales.)	Scotch Pig. (Clyde.)	Cleveland Pig. (Tyne or Tees.)	Shropshire. (At Works.)	Northampton. (At Works.)
		£ s. d.	£ s. d.	£ s. d.	£ s. d.	£ s. d.
January	7 -	5 15 0	5 10 6	4 10 0	7 15 0	5 15 0
"	14 -	5 15 0	5 12 3	4 10 0	8 10 0	5 12 6
"	21 -	5 15 0	5 12 0	4 12 6	8 10 0	5 12 6
"	28 -	5 15 0	5 10 0	4 12 6	8 10 0	5 12 6
February	4 -	5 15 0	5 9 6	4 12 6	8 10 0	5 12 6
"	11 -	—	—	—	—	—
"	18 -	5 15 0	5 7 6	4 7 6	8 10 0	5 12 6
"	25 -	5 15 0	5 6 0	4 7 6	8 10 0	5 2 6
March	4 -	5 15 0	4 17 0	4 7 6	8 10 0	5 2 6
"	11 -	5 15 0	4 18 6	4 2 6	8 10 0	5 2 6
"	18 -	5 15 0	4 18 6	4 0 0	8 10 0	5 2 6
"	25 -	5 15 0	4 12 6	3 17 6	8 10 0	4 17 6
April	1 -	5 15 0	4 6 0	3 7 6	8 10 0	4 17 6
"	8 -	5 15 0	4 9 6	3 7 6	8 10 0	4 17 6
"	15 -	5 15 0	4 7 6	3 10 0	8 10 0	4 17 6
"	22 -	5 5 0	4 7 6	3 10 0	7 5 0	4 7 6
"	29 -	5 5 0	4 7 6	3 12 6	7 5 0	4 7 6
May	6 -	5 5 0	4 9 6	3 12 6	7 5 0	4 7 6
"	13 -	5 5 0	5 0 0	4 0 0	7 5 0	4 7 6
"	20 -	5 5 0	4 18 0	4 0 0	7 5 0	4 7 6
"	27 -	5 5 0	5 0 0	4 0 0	7 5 0	4 7 6
June	3 -	5 5 0	5 1 0	4 5 0	7 5 0	4 5 0
"	10 -	5 5 0	5 0 0	4 5 0	7 5 0	4 5 0
"	17 -	5 5 0	5 4 6	4 5 0	7 5 0	4 5 0
"	24 -	5 5 0	5 3 0	4 0 0	7 5 0	4 5 0
July	1 -	5 5 0	4 19 0	3 10 0	7 5 0	4 5 0
"	8 -	5 5 0	4 13 0	3 10 0	7 5 0	4 5 0
"	15 -	5 5 0	4 14 6	3 10 0	7 5 0	4 5 0
"	22 -	5 5 0	4 15 6	3 12 6	7 5 0	4 5 0
"	29 -	5 5 0	4 19 6	3 15 0	7 5 0	4 5 0
August	5 -	5 5 0	5 3 6	3 15 0	6 7 6	4 5 0
"	12 -	5 5 0	5 5 0	3 15 0	6 7 6	4 9 0
"	19 -	5 5 0	5 6 6	3 17 6	6 7 6	4 5 0
"	26 -	5 5 0	5 3 0	3 15 0	6 7 6	4 2 6
September	2 -	—	—	—	—	—
"	9 -	5 5 0	4 18 6	3 12 6	6 7 6	4 2 6
"	16 -	5 5 0	4 19 6	3 12 6	6 7 6	4 2 6
"	23 -	5 5 0	5 2 0	3 12 6	6 7 6	4 0 0
"	30 -	5 5 0	5 4 6	3 10 0	6 7 6	4 0 0
October	7 -	5 5 0	5 7 0	3 10 0	6 7 6	4 0 0
"	14 -	5 5 0	5 5 0	3 10 0	5 17 6	4 0 0
"	21 -	5 5 0	5 1 0	3 10 0	5 17 6	4 0 0
"	28 -	5 5 0	4 17 0	3 10 0	5 17 6	4 0 0
November	4 -	5 5 0	4 17 0	3 10 0	5 17 6	4 0 0
"	11 -	5 5 0	4 18 6	3 10 0	5 17 6	4 0 0
"	18 -	5 5 0	4 18 6	3 10 0	5 17 6	4 0 0
"	25 -	5 5 0	4 18 6	3 8 6	5 17 6	4 0 0
December	2 -	5 5 0	4 14 0	3 9 0	5 17 6	4 5 0
"	9 -	5 5 0	4 14 0	3 9 0	5 17 6	4 5 0
"	16 -	5 5 0	4 14 0	3 8 6	5 17 6	4 5 0
"	23 -	5 5 0	4 13 0	3 8 6	5 17 6	4 5 0
"	30 -	5 5 0	4 9 0	3 8 0	5 17 6	4 5 0
Mean Price	-	5 7 6	4 19 0	3 15 6	7 1 0	4 9 9
Highest "	-	5 15 0	5 12 3	4 12 6	8 10 0	5 15 0
Lowest "	-	5 5 0	4 6 0	3 7 6	5 17 6	4 0 0

DETAILS OF BLAST FURNACES in Blast, and of the MAKE of PIG IRON
in the Year 1874.

ENGLAND.

No.	Name of Works.	Owners.	Furnaces built.	Furnaces in blast.	Pig Iron made. Tons.
NORTHUMBERLAND :					
1	Elswick, <i>Newcastle-on-Tyne.</i>	Sir W. G. Armstrong & Co.	2	1*	
2	Hareshaw - -	Hareshaw Iron Company -	—	—	
3	Lemington-on-Tyne -	Bulmer and Co. -	—	—	
4	Walker, <i>Newcastle-on-Tyne.</i>	Bell Brothers (<i>Limited</i>) -	2	1	
5	Wylam -	Bell Brothers - -	1	—	
Total of NORTHUMBERLAND			5	2	33,142
Tons.					
Coal returned as used in the } Manufacture of Pig Iron - }			72,681		
DURHAM :					
1	Clarence, <i>Middlesbro'-on-Tees.</i>	Bell Brothers (<i>Limited</i>) -	10	10†	
2	Consett, <i>Durham</i> -	Consett Iron Co. (<i>Limited</i>) -	6	6	
3	Ferry Hill - -	Rosedale and Ferry Hill Iron Company.	7	8	
4	Jarrow - -	Palmer's Shipbuilding and Iron Company.	4	4	
5	Middleton, <i>Darlington</i>	George Wythes and Co. -	4	4‡	
6	Norton, <i>Stockton-on-Tees.</i>	Norton Iron Co. (<i>Limited</i>)	3	3	
7	Norwegian - -	Titanic Iron Co. (<i>Limited</i>) -	2	1§	
8	Vane and Seaham -	Watson, Kipling, & Co. -	1	1	
9	South Durham, <i>Darlington.</i>	South Durham Iron Company	3	3	
10	Thornaby, <i>Stockton</i> -	William Whitwell & Co. -	5	2	
11	Towlaw - -	Weardale Iron and Coal Company (<i>Limited</i>).	4	1	
12	Tudhoe, <i>Spennymoor</i>	Weardale Iron Co. - -	2	2	
13	Wear, <i>Washington</i> -	Bell Brothers (<i>Limited</i>) -	1	1	
14	West Hartlepool -	West Hartlepool Iron Co. (<i>Limited</i>).	3	3	
Total of DURHAM - -			55	49	829,235
Tons.					
Coal returned as used in the } Manufacture of Pig Iron - }			1,068,880		
Coal estimated - - -			904,207		
Total - - -			1,973,087		

* In blast for nine months.

† Eight to October, two subsequently.

‡ Three for nine months, and four for three months.

§ In blast only a portion of the year.

No.	Name of Works.	Owners.	Furnaces built.	Furnaces in blast.	Pig Iron made. Tons.
YORKSHIRE :					
NORTH RIDING :					
1	Acklam - -	Stevenson, Jaques, & Co. -	4	4	
2	Ayresome, <i>Middlesbro'-on-Tees.</i>	Gjers, Mills, and Co. -	4	4	
3	Cargo Fleet, do. -	Swan, Coates, and Company	5	4	
4	Carlton, <i>Stockton-on-Tees.</i>	North of England Industrial Iron and Coal Co. (<i>Lim.</i>)	3	3	
5	Clay Lane, <i>Eston Junction</i>	Thomas Vaughan and Co. -	6	6	
6	Coatham, <i>Middlesbro'</i>	Downey and Co. - -	2	2	
7	Middlesbro' - -	Bolckow, Vaughan, and } Company (<i>Limited</i>). }	15	14	
8	Cleveland - -				
9	Witton Park - -				
10	Glaisdale, <i>Yarm</i> - -	South Cleveland Iron Works Co. (<i>Limited</i>).	3	2	
11	Grosmont, <i>Whitby</i> -	Chas. and Thos. Bagnall, jr.	2	2	
12	Lackenby, <i>Middlesbro'</i>	Lackenby Iron Company -	3	3	
13	Linthorpe, do. -	Lloyd & Co. - -	6	6*	
14	Loftus - -	Loftus Iron Co. - -	2	2	
15	Newport, <i>Middlesbro'</i>	B. Samuelson and Company	8	7†	
16	Normanby, do. -	Jones, Dunning, and Co. -	3	3	
17	North Shore, <i>Stockton</i>	Stockton Iron Furnace Co. (<i>Limited</i>).	3	3	
18	Ormesby, <i>Middlesbro'</i>	Cochrane and Co. - -	4	3	
19	Redcar - -	Robson, Maynard, & Co. -	2	2	
20	South Bank, <i>Middlesbro'</i>	Thomas Vaughan and Co. -	8	2	
21	Stockton - -	Stockton Iron Co. (<i>Limited</i>)	3	2	
22	Tees, <i>Middlesbro'</i> -	Gilkes, Wilson, Pease, & Co.	5	5‡	
23	Tees Side, do. -	Hopkins, Gilkes, & Co. (<i>Lim.</i>)	4	4	
24	Tees Bridge - -	Tees Bridge Co. (<i>Limited</i>) -	2	2	
Total of North Riding -			97	85	1,158,471
Coal returned as used in the } Tons. Manufacture of Pig Iron - } 1,510,836					
Coal estimated - - - } 1,385,341					
Total - - - } 2,896,177					
YORKSHIRE :					
WEST RIDING :					
1	West Yorkshire, <i>Ardley.</i>	West Yorkshire Iron and Coal Company (<i>Limited</i>).	5	4	
2	Beeston Manor, do. -	A. Harding and Co. - -	2	1	
3	Bowling, <i>Bradford</i> -	Bowling Iron Co. (<i>Lim.</i>) -	6	4	
4	Elsecar } <i>Barnsley</i> -	W. H. and Geo. Dawes -	6	5§	
5	Milton - -				
6	Farnley, <i>Leeds</i> -	Farnley Iron Co. (<i>Lim.</i>) -	4	2	
7	Holmes - -	Parkgate Iron Company (<i>Limited</i>) - -	6	4	
8	Parkgate, <i>Rotherham</i> }				
9	Low Moor, <i>Bradford</i> }	Hird, Dawson, and Hardy -	8	6	
10	Bierley - -				
11	Thorncliffe, <i>Sheffield</i> -	Newton, Chambers, and Co.	2	2	
12	York Road, <i>Leeds</i> -	York Road Iron and Coal Co.	2	1¶	
13	Aireside, do. -	Aireside Hematite Iron Co.	3	2	
Total of West Riding -			44	31	163,856
Coal returned as used in the } Tons. Manufacture of Pig Iron - } 549,363					

* Two furnaces of these have been out of blast 90 and 188 days respectively.

† Five only from May 22nd.

‡ Four only for six months.

§ Four only the greater part of the year.

|| One for nine months, two for three months.

¶ In blast for 43 weeks only.

No.	Name of Works.	Owners.	Furnaces built.	Furnaces in blast.	Pig Iron made. Tons.
DERBYSHIRE :					
1	Alfreton - -	Jas. Oakes and Company -	3	3*	
2	Butterley Park, <i>Alfreton</i>	} The Butterley Co. -	6	3	
3	Codnor - - -				
4	Clay Cross - -	Clay Cross Co. - -	3	3†	
5	Denby, <i>Derby</i> -	W. H. and G. Dawes -	4	3	
6	Morley Park, <i>Belper</i> -	Henry Cathrow Disney -	2	2	
7	Newbold, <i>Chesterfield</i>	Newbold Iron Co. - -	1	0	
8	Renishaw, <i>Eckington</i>	F. R. Appleby and Co. -	4	3	
9	Sheepbridge, <i>Chesterfield</i> .	Sheepbridge Coal and Iron Co., <i>Limited</i>	5	5	
10	Stanton, <i>Nottingham</i> -	Stanton Iron Works Co. -	8	5	
11	Staveley, <i>Chesterfield</i> -	Staveley Coal & Iron Company (<i>Limited</i>).	8	7	
12	West Hallam, <i>Ilkeston</i>	West Hallam Coal and Iron Company.	2	1	
13	Wingerworth, <i>Chesterfield</i> .	Wingerworth Iron Co. (<i>Lim.</i>)	3	2	
14	Erewash Valley, <i>Ilkeston</i> .	Erewash Valley Iron Co. -	1	1	
Total of DERBYSHIRE -			50	38	301,687
Coal returned as used in the } Manufacture of Pig Iron - }			Tons. 708,746		
Coal estimated - - -			197,205		
Total - - -			905,951		
LANCASHIRE :					
1	Barrow Hæmatite Iron and Steel.	Barrow Hæmatite Steel Co. (<i>Limited</i>).	16	13	
2	Carnforth - - -	Carnforth Hæmatite Iron Co. (<i>Limited</i>).	6	3	
3	Darwen - - -	Darwen Iron Co. -	2	2	
4	Ditton Brook, <i>Widness</i>	Ditton Brook Iron Co. (<i>Lim.</i>)	6	3	
5	Furness, <i>Asham-in-Furness</i> .	Furness Iron and Steel Co. (<i>Limited</i>).	4	4‡	
6	Kirkless Hall, <i>Ince</i> -	Wigan Coal & Iron Co. -	10	5	
7	Newland, <i>Ulverston</i>	} Harrison, Ainslie, and Co.	2	2	
8	Backbarrow, do. -				
9	Outwood - - -	Outwood Iron Co. (<i>Lim.</i>) -	1	1	
Total of LANCASHIRE -			47	33	488,672
Coal returned as used in the } Manufacture of Pig Iron - }			Tons. 930,849		

* Three in blast 12 months, and one in six months.

† Two only for six months.

‡ Two for 12 months, and one for two months.

No.	Name of Works.	Owners.	Furnaces built.	Furnaces in blast.	Pig Iron made. Tons.
CUMBERLAND:					
1	Harrington Hæmatite, Whitehaven.	Bain and Paterson - -	4	3	
2	Maryport - -	Gilmour and Co. - -	6	4	
3	Millom, Carnforth -	Cumberland Iron Mining and Smelting Co. (Limited).	8	4†	
4	Solway Hæmatite, Maryport.	Solway Hæmatite Iron Co. (Limited).	4	3	
5	West Cumberland Iron & Steel, Workington.	West Cumberland Iron and Steel Company (Limited).	6	4	
6	Cleator Moor Hæmatite Iron Works.	Whitehaven Hæmatite Iron Company (Limited).	6	3	
7	Workington - -	Workington Iron Co. (Lim.)	6	2*	
8	North of England, Workington.	North of England Iron Co. -	2	0	
9	Moss Bay, do. -	Moss Bay Hæmatite Iron Co.	3	3†	
10	Parton - -	Parton Hæmatite Iron Co. (Limited).	2	2†	
11	Duddon - -	Harrison, Ainslie, and Co. -	1	0	
12	Lonsdale - -	Lonsdale Hæmatite Iron Co.	3	2	
Total of CUMBERLAND -			51	30‡	390,840
Goal returned as used in the } Manufacture of Pig Iron - } Tons. 482,125 Goal estimated - - - } 528,000 Total - - - 1,010,125					
SHROPSHIRE:					
1	Dark Lane, Shifnal -	} Haybridge Iron Co. (Lim.)	4	3	
2	Hinkshay, do. - -				
3	Lawley - -	} Coalbrookdale Iron Co. -	5	3	
4	Light Moor - -				
5	Castle - -				
6	Ketley, Wellington -	Ketley Company - -	1	1	
7	Lodge Wood, Shifnal	} Lilleshall Company -	8	7	
8	Prior's Lee, do. - -				
9	Madeley Wood, Iron-bridge.	Madeley Wood Company -	3	2	
10	Madeley Court - -	William Orme Foster -	3	2	
11	Old Park - -	Wellington Coal and Iron Company - - -	4	2	
Total of SHROPSHIRE -			28	20	126,055
Goal returned as used in the } Manufacture of Pig Iron - } Tons. 232,094 Goal estimated - - - } 162,000 Total - - - 394,094					

* Part of the year only.

† Three for three months, and two for nine months.

‡ In blast for three weeks only.

No.	Name of Works.	Owners.	Furnaces built.	Furnaces in blast.	Pig Iron made. Tons.
STAFFORDSHIRE,					
NORTH :					
1	Apedale, <i>Newcastle</i> -	} Stanier and Co. - -	10	6	
2	Silverdale, do. -				
3	Biddulph Valley, Norton, and Ravensdale.	Robert Heath and Sons -	8	6	
4	Chatterley, <i>Tunstall</i> -	Chatterley Iron Co. -	3	2	
5	Clough Hall, <i>Kidagrove</i> -	Kinnersley and Co. -	4	4	
6	Gokendale, <i>Stoke</i> -	Williamson Brothers -	4	3	
7	Lane End, <i>Longton</i> -	Thos. Goddard and Sons -	2	2	
8	Shelton, <i>Hanley</i> -	The Earl Granville -	8	5	
Total of NORTH STAFFORDSHIRE -			39	28	273,501
Coal returned as used in the } Tons.					
Manufacture of Pig Iron - }			431,408		
Coal estimated - - -			389,106		
Total - - -			820,514		
STAFFORDSHIRE,					
SOUTH :					
1	Barbor's Field, <i>Bilston</i>	Barbor's Field Company -	2	2*	
2	Birchills -	Castle Coal and Iron Co. -	2	0	
3	Bovereux, do.	The Tame Iron Co. -	2	2†	
4	Bradley, do.	G. B. Thorneycroft and Co. -	2	2‡	
5	Bromley Hall, <i>Dudley</i>	Bromley Hall Coal and Iron Co. -	4	0§	
6	Deepfields, <i>Bilston</i>	Samuel Pemberton -	3	1	
7	Bilston Brook, do.	Bilston Brook Furnace Co. -	2	0	
8	Herbert Park, do.	David Jones and Sons -	1	1	
9	Prior Field, do.	H. B. Whitehouse and Son -	3	3	
10	Stow Heath, do.	W. and J.T. Sparrow and Co. -	3	0	
11	Millfields, do.	Ditto -	3	1	
12	Spring Vale, do.	Alfred Hickman -	3	3¶	
13	Capponfield, do.	John Bagnall and Sons -	3	2	
14	Osier Bed, <i>Wolverhampton</i> .	Osier Bed Iron Company -	3	1¶	
15	Parkfield, <i>Wolverhampton</i> .	Parkfield Iron Co. -	5	3	
16	Chillington, do.	Chillington Iron Co. (<i>Lim.</i>) -	6	1	
17	Gold's Green, <i>West Bromwich</i> .	John Bagnall and Sons -	5	1	
18	Crookhay, do.	W. and G. Firmstone -	4	2	
19	Union, do.	Stour Valley Coal and Iron Co. -	0	0	
20	Wolverhampton -	Thorneycroft and Co. -	1	1	
Carried forward -			57	26	

* One out of blast for about three months.

† One in blast 39 weeks, and one for 18 weeks.

‡ Two for three months, and one for nine months.

§ Furnaces under repairs.

¶ Three in blast for three months, and two for nine months.

¶ In blast portion of the year only.

No.	Name of Works.	Owners.	Furnaces built.	Furnaces in blast.	Pig Iron made. Tons.
STAFFORDSHIRE,					
SOUTH—cont.:					
		Brought forward -	57	26	
31	Corbyn's Hall, <i>Dudley</i>	Executors of the late Wm. Mathews, Esq.	4	2†	
32	Netherton, do.	M. and W. Grazebrook -	2	2‡	
33	Ditto do.	Hingley and Sons -	2	1	
34	Parkhead, do.	Evers and Martin -	0	0	
35	Woodside, do.	Cochrane and Company -	3	2§	
36	Windmill End, do.	J. H. Pearson -	3	2	
37	Withymoore, do.	W. H. Dawes -	2	1	
38	Buttery, do.	John Jones and Son -	1	1¶	
39	Old Hill, do.	N. Hingley and Sons -	2	1	
30	Corngreaves, do.	New British Iron Co. -	6	3**	
31	Old Level, do.	J. and C. Holcroft -	3	1	
32	New Level, <i>Brierley Hill.</i>	Earl of Dudley -	5*	3	
33	Lays, do.	W. and G. Firmstone -	3	2	
34	Shut End, <i>Dudley</i> -	John Bradley & Co. -	4	2	
35	Corbyn's Hall, <i>New, do.</i>	Bromley Iron Company -	4	1	
36	Broadwaters, <i>Wednesbury.</i>	Samuel Groucutt and Sons -	3	2	
37	Darlaston Steel and Iron, do.	Darlaston Steel and Iron Co. (Limited).	3	2	
38	Priestfields, <i>New, Willenhall.</i>	William Ward and Sons -	2	1	
39	Rough Hay, <i>Wednesbury.</i>	Addenbrooke, Smith, and Pidcock.	3	2	
40	Old Park, do.	Patent Shaft and Axletree Company (Limited).	3	2	
41	Willingsworth, do.	Willingsworth Iron Co. -	2	0	
42	Moxley, do.	David Rose -	2	1	
43	Hatherton, <i>Walsall</i> -	G. and R. Thomas -	2	1	
44	Pelsall do. -	Pelsall Coal and Iron Co. -	2	2	
45	Green Lane, do. -	Walsall Iron Company -	2	1	
46	Bentley, do. -	Chillington Iron Company -	2	1	
47	Willenhall, do. -	Fletcher, Solly, and Urwick -	3	3	
48	Tipton Green, <i>Tipton</i>	Roberts and Company -	4	2‡	
49	Hange (Tividale), do.	Round Brothers -	2	1‡	
50	Park Lane, do.	} John Colbourn and Sons -	3	2	
51	Horseley, do.				
52	Tipton, do.	Ditto	2	1	
53	Cosley Moor, do.	Thos. Turley and Sons -	2	1††	
54	Walsall -	John Jones -	2	0	
55	Wednesbury Oak, do.	Philip Williams and Sons -	3	1‡	
56	Groveland, <i>Smethwick.</i>	G. H. Hickman -	0	0	
57	Coneygre, <i>Dudley Port, Tipton</i> -	Earl of Dudley -	3	3††	
58	Dudley Port -	J. and G. Onions -	1	1	
59	Stour Valley -	Stour Valley Iron Co. -	1	0	
60	Stoneyfield -	Thomas Crew -	1	0	
Total of SOUTH STAFFORDSHIRE -			154	81‡	452,400
Coal returned as used in the } Manufacture of Pig Iron - } 758,716 Coal estimated - } 550,500					
Total - - -					1,309,216

* Two for nine months, and one for three months.

† One only in blast for six months.

‡ One only for four months.

§ In blast for 11 months.

|| One standing for two months.

¶ In blast for three months only.

** Two in blast for ten months, and three for two months.

†† One only for 23 weeks.

‡‡ Two for four months, and one for eight months.

No.	Name of Works.	Owners.	Furnaces built.	Furnaces in blast.	Pig Iron made. Tons.
NORTHAMPTONSHIRE:					
1	East End, <i>Wellingbro'</i>	Thomas Butlin and Co. -	4	2	
2	Finedon, do. -	Checkland and Fisher -	3	3*	
3	Irthingborough, do. -	Thomas Butlin and Co. -	2	2	
4	Heyford, <i>Weedon</i> -	Heyford Iron Co. (<i>Limited</i>)-	3	2†	
5	Hunsbury Hill, <i>Northampton.</i>	The Northampton Coal, Iron, and Wagon Co. (<i>Limited</i>)	2	2†	
6	Islip, <i>Thrapstone</i> -	Plevins and Co. -	2	2	
7	Stowe, <i>Weedon</i> -	William Mc Clure -	2	1	
Total of NORTHAMPTONSHIRE			18	14	53,760
			Tons.		
Coal returned as used in the } Manufacture of Pig Iron -			95,160		
Coal estimated - - -			5,700		
Total - - -			<u>100,860</u>		
LINCOLNSHIRE:					
1	Trent, <i>Scunthorpe</i> -	W. H. and G. Dawes -	7	2	
2	Frodingham, do. -	Frodingham Iron Co. -	4	4	
3	North Lincolnshire, <i>Frodingham, Brigg.</i>	North Lincolnshire Iron Co. (<i>Limited</i>).	4	2	
Total of LINCOLNSHIRE			15	8	67,260
			Tons.		
Total Coal returned as used in } the Manufacture of Pig Iron			167,188		
GLOUCESTERSHIRE:					
1	Cinderford -	Henry Crawshay and Co. -	4	3	
2	Oakwood -	Ebbw Vale Company -	1	0	
3	Park End, <i>Lydney</i> -	Forest of Dean Iron Co. -	3	2	
4	Soudley, <i>Newnham</i> -	Goold Brothers -	2	1	
Total of GLOUCESTERSHIRE			10	6	43,139
			Tons.		
Coal returned as used in the } Manufacture of Pig Iron -			67,713		
Coal estimated - - -			89,700		
Total - - -			<u>157,413</u>		

* Two only in blast for a portion of the year.

† One only in blast part of the year.

‡ One blown on Oct. 23rd, and one Nov. 20th.

No.	Name of Works.	Owners.	Furnaces built.	Furnaces in blast.	Pig Iron made.
					Tons.
	WILTSHIRE :				
1	Westbury - -	Westbury Iron Co. (<i>Limited</i>)	4	3*	
2	Seend - -	Ducal Iron and Coal Co. -	3	0	
	HAMPSHIRE :				
1	Warsash - -	Harrison, Ainalie, and Co. -	1	1	
	SOMERSETSHIRE :				
1	Ashton Vale, <i>Bristol</i>	Ashton Vale Iron Co. (<i>Limited</i>)	1	1	
	Total of WILTSHIRE, HAMPSHIRE, and SOMERSETSHIRE - - - }		9	5	55,115
	Total Coal returned as used in the Manufacture of Pig Iron }		Tons. 21,333		

* Two only in blast for nine months.

WALES.

No.	Name of Works.	Owners.	Furnaces built.	Furnaces in blast.	Pig Iron made. Tons.
NORTH WALES.					
DENBIGHSHIRE:					
1	Brymbo - -	Brymbo Iron Company -	3	3*	
2	Ffrwd, Wrexham -	Sparrow and Poole -	3	2	
3	Rusbon - -	New British Iron Company -	3	1†	
FLINTSHIRE:					
1	Mostyn - -	Mostyn Coal and Iron Co. (Limited).	2	2	
Total of DENBIGHSHIRE and FLINTSHIRE -			11	8	51,868
Total Coal returned for Den- bighshire and Flintshire as used in the Manufacture of Pig Iron		Tons.	105,242		
Coal estimated			35,700		
Total			<u>140,942</u>		

SOUTH WALES.

FURNACES USING ANTHRACITE.

GLAMORGANSHIRE:					
1	Ystalyfera, Swansea -	Ystalyfera Iron Company	11	5‡	
BRECKNOCKSHIRE:					
1	Ynisedwyn - -	Ynisedwyn Iron, Steel, and Coal Company.	2	2	
Total of FURNACES using ANTHRACITE -			13	7	23,760
Total Coal returned as used in the Manufacture of Pig Iron in Furnaces using Anthracite		Tons.	57,240		

* Two only in blast for 11 months.

‡ One only in September.

† In blast for 29 weeks only.

FURNACES USING BITUMINOUS COAL.

No.	Name of Works.	Owners.	Furnaces built.	Furnaces in blast.	Pig Iron made.
GLAMORGANSHIRE :					
1	Amman, <i>Brynamman</i>	Amman Iron Co. - -	3	3*	
2	Llwydcoed - -	} The Aberdare Iron Com- pany.	5	3	
3	Abernant and Taffvale				
4	Briton Ferry - -	Townshend, Wood, and Co. -	2	2†	
5	Cwm Avon - -	} Governor and Co. of Copper Miners in England.	4	3‡	
6	Oakwood - -				
7	Cyfarthfa, <i>Merthyr</i> - -	} Robert Crawshay - -	11	4	
8	Ynysfach - -				
9	Dowlais - -	Dowlais Iron Company -	18	15	
10	Llynvi Iron, <i>Bridgend</i>	Lynvi, Tondy, and Ogmores Coal and Iron Co. (<i>Lim.</i>)	0	0	
11	Gadlys, <i>Aberdare</i> - -	Waynes Steam Coal and Iron Works (<i>Limited</i>).	4	2§	
12	Melin Griffiths and Pentyrch.	T. W. Booker and Co. (<i>Lim.</i>)	2	2	
13	Plymouth, <i>Merthyr</i> - -	} Fothergill and Hankey -	10	2	
14	Duffryn - -				
15	Forest Iron and Steel, <i>Pontypridd</i> .	Forest Iron and Steel Co. (<i>Limited</i>).	3	2¶	
16	Tondy, <i>Bridgend</i> - -	Llynvi, Tondy, and Ogmores Coal and Iron Co. (<i>Lim.</i>)	2	2	
Total of GLAMORGANSHIRE -			64	40	330,484
Coal returned as used in the } Tons. Manufacture of Pig Iron - } 448,269					
Coal estimated - - - - - } 220,500					
Total - - - - - } 668,769					
MONMOUTHSHIRE :					
1	Abersychan - -	} Ebbw Vale Steel, Iron, and Coal Co. (<i>Limited</i>).	21	16	
2	Pontypool - -				
3	Sirhowy - -				
4	Ebbw Vale - -				
5	Victoria - -	} Blaenavon Iron and Steel Co. (<i>Limited</i>).	10	7**	
6	Blaenavon - -				
7	Cwmbrân - -	Patent Iron and Bolt Co. -	2	1	
8	Nantyglo - -	} Nantyglo and Blaina Iron Works Co. (<i>Limited</i>).	11	4	
9	Blaina - -				
10	Beaufort - -				
11	Coalbrook Vale - -	Rhymney Iron Co. (<i>Limited</i>)	9	7	
12	Rhymney - -	} Tredegar Iron Co. (<i>Limited</i>)	9	6	
13	Tredegar - -				
Total of MONMOUTHSHIRE -			62	41	360,480
Coal returned as used in the } Tons. Manufacture of Pig Iron - } 435,266					
Coal estimated - - - - - } 415,934					
Total - - - - - } 851,200					

* All out of blast during portion of the year.
 † Two only for six months.
 ‡ One idle for five months.
 ** Five only in blast for two months.

† One only for three months.
 § In blast for five months.
 ¶ One only for 7½ months.

SCOTLAND.

No.	Name of Works.	Owners.	Furnaces built.	Furnaces in blast.	Pig Iron made. Tons.
AYRSHIRE:					
1	Ardeer, <i>Stevenston</i> -	Merry and Cunningham, (<i>Limited</i>).	5	4	
2	Eglington, <i>Glasgow</i> -	Eglington Iron Company -	8	6	
3	Lugar, do. - - -	Ditto - - - - -	4	4	
4	Muirkirk, do. - -	Ditto - - - - -	3	3	
5	Portland, do. - -	Ditto - - - - -	6	3	
6	Dalmellington, do. -	Dalmellington Iron Co. -	8	6	
7	Glengarnock, <i>Kilbirnie</i> .	Merry and Cunningham, (<i>Limited</i>).	14	11*	
Total of AYRSHIRE -			48	37	240,667
LANARKSHIRE:					
1	Calder - - - -	William Dixon, <i>Limited</i> -	8	6	
2	Govan, <i>Glasgow</i> -	Ditto - - - - -	5	4	
3	Carnbroe, <i>Coatbridge</i>	Merry and Cunningham, (<i>Limited</i>).	6	4†	
4	Castlehill - - -	Shotts Iron Co. - - -	3	1	
5	Shotts - - - - -	Ditto - - - - -	4	4	
6	Clyde - - - - -	James Dunlop and Co. -	6	6‡	
7	Quarter, <i>Hamilton</i> -	Colin, Dunlop, and Co. -	5	4	
8	Coltness - - - -	Coltness Iron Company -	12	12	
9	Gartsherrie, <i>Coatbridge</i> .	William Baird and Co. -	16	10	
10	Langloan, do. - -	Robert Addie and Sons -	8	7	
11	Calder Bank, Chapel Hall, <i>Monkland</i> .	Monkland Iron and Coal Co. (<i>Limited</i>).	9	6	
12	Summerlee - - -	Summerlee Iron Co. - -	8	6	
13	Wishaw - - - - -	Wishaw Iron Company -	3	2	
Total of LANARKSHIRE -			98	72	501,541
FIFESHIRE:					
1	Lochgelly - - -	Lochgelly Iron and Coal Co. (<i>Limited</i>).	4	2	
2	Lumphinnans, <i>Lochgelly</i> .	A. Christie and Co. - -	2	1	
Total of FIFESHIRE -			6	3	13,854
LINLITHGOWSHIRE:					
1	Kinniel, <i>Boness</i> -	George Wilson and Co. -	4	3§	
2	Bridgeness, do. -	Henry Cadell - - - -	2	0	
3	Almond - - - - -	James Russell & Sons -	3	2	
Total of LINLITHGOWSHIRE -			9	5	35,778
STIRLINGSHIRE:					
1	Carron - - - - -	Carron Iron Co. - - -	6	5	
ARGYLESHIRE:					
1	Lorn - - - - -	Harrison, Ainslie, and Co. -	1	1	
Total of STIRLINGSHIRE and ARGYLESHIRE - }			7	6	15,837
Total of SCOTLAND - - -			168	123	807,677
Total Coal returned as used in the Manufacture of Pig Iron in Scotland - - - - }			Tons. 1,789,727		
Coal estimated - - - -			353,272		
Total - - - - -			2,143,199		

* Six out of blast during the strike.

† Out of blast for about three months.

‡ Out of blast for about four months.

§ Working on an average for 43 weeks.

DISTRIBUTION OF SCOTCH IRON
in the three years ending 1874.

	1872.	1873.	1874.
	Tons.	Tons.	Tons.
Shipments, coastwise - - - -	224,695	214,061	166,104
Ditto, foreign - - - -	616,988	398,850	296,803
Railway to England - - - -	74,373	81,089	50,093
Consumed in } Foundries - - - -	270,000	230,000	193,000
Scotland } Malleable Iron Works - -	200,000	143,000	124,000
Stock, December 1872, <i>estimated</i> -	194,000	120,000	96,000

PRODUCTION OF SCOTCH PIG IRON
in each of the three years ending 1874.

	1872.	1873.	1874.
	Tons.	Tons.	Tons.
	1,090,000	993,000	807,877

**LIST OF THE MILLS AND FORGES IN THE UNITED
KINGDOM**

OF WHICH RETURNS HAVE BEEN OBTAINED.

ENGLAND.

No.	Name of Works.	Name of Firm.	Nearest Port or Railway Station.	No. of Puddling Furnaces.	No. of Rolling Mills.
NORTHUMBERLAND AND DURHAM.	1 Auckland	Thomas Vaughan & Co.	Bishop Auckland	31	1
	2 Whessoe	Do.	Darlington	36	—
	3 Hartlepool	Hartlepool Malleable Iron Co.	Hartlepool	32	2
	4 Jarrow	Palmer's Shipbuilding & Iron Co. (<i>Limited</i>).	Newcastle	70	6
	5 Albert Hill	Darlington Iron Co. (<i>Lim.</i>)	Darlington	205	4
	6 Springfield	Do.	Do.		
	7 Birtley	Birtley Iron Co.	Onester-le-Street	5	1
	8 Consett	Consett Iron Co. (<i>Limited</i>)	Durham	170	7
	9 Britanna	Hopper, Radcliffe, & Co.	Fence Houses	32	4
	10 Gateshead	Hawks, Crawshaw, & Sons	Gateshead	—	—
	11 Hive	John Elliott and Son	East Jarrow	12	2
	12 Monkwearmouth	Samuel Tyzack and Co.	Sunderland	27	2
	13 Tudhoe	Weardale Iron and Coal Co. (<i>Limited</i>).	Ferry Hill	60	5
	14 Skerne	Skerne Ironworks Co. (<i>Limited</i>).	Darlington	60	4
	15 West Hartlepool	West Hartlepool Iron Co. (<i>Limited</i>).	Hartlepool	112	2
	16 Rise Carr	Fry, Janson, and Co.	Darlington	30	3
	17 Stockton Rail Mill	Stockton Rail Mill Co.	Stockton	—	—
	18 Park	J. Abbott & Co. (<i>Limited</i>)	Gateshead	38	4
	19 Albion (<i>Felling Shore</i>)	Felling Coal, Iron, and Chemical Co. (<i>Lim.</i>)	Do.	—	—
	20 Thornaby	W. Whitwell and Co.	Stockton	34	3
	21 Carr House	Dunlop, Meredith, and Co. (<i>Limited</i>).	West Hartlepool	10	2
	22 Walker	Bell, Brothers	Walker	—	—
Total of County				984	52
CUMBERLAND.	1 West Cumberland Hematite	West Cumberland Iron and Steel Co.	Workington	38	3
	2 New Yard	Kirk Brothers and Co.	Do.	16	3
	3 Derwent Rolling Mills	The Moss Bay Hematite Iron Co.	Do.	8	1
	4 Marsh Side	Kirk Brothers and Co.	Do.	6	3
	5 Ellen Rolling Mills	Penton, Hampton, and Jackson.	Maryport	11	3
Total of County				79	12
LANCASHIRE.	1 Albion, Aspull	Hall and Matthews	Wigan	18	3
	2 Atlas Forge	Thomas Walsley & Sons	Bolton	19	3
	3 Barrow	Barrow Hematite and Steel Co.	Ulverstone	0	6
	4 Bewsey	The Pearson and Knowles Coal and Iron Co.	Warrington	40	7
	5 Bolton	Bolton Iron and Steel Co.	Bolton	6	5
	6 Bradford	Richd. Johnson & Nephew	Manchester	18	3
	7 Carnforth	Carnforth Hematite Iron Co.	Carnforth	0	2
	8 Dallam	The Pearson and Knowles Coal and Iron Co.	Warrington	30	6
	9 Garston	Liverpool & Garston Steel and Iron Co.	Garston	27	5
	10 Gidlow	Thomas Gidlow	Wigan	—	—
	11 Gibraltar	Railway Steel & Plant Co.	Manchester	17	3
	12 Globe	John Summers	Stalybridge	11	2
	13 Gorton	M. S. & Lincolnshire Railway Co.	Manchester	1†	2
	14 Hulford	Platt, Brother, and Co.	Oldham	8	—
	15 Ince Hall	Ince Hall Rolling Mills	Wigan	22	3
	16 Mersey	Mersey Steel and Iron Co.	Liverpool	7	3
	17 Moss Side	Pearson and Knowles Coal and Iron Co. (<i>Limited</i>)	Wigan	51	2
Carried forward				255	55

* Six plate and one rail mill.

† Double furnaces.

No.	Name of Works.	Name of Firm.	Nearest Port or Railway Station.	No. of Puddling Furnaces.	No. of Rolling Mills.
LANCASHIRE					
<i>— cont.</i>					
18	Openshaw - - -	Brought forward Ashbury Railway Carriage and Iron Co. (<i>Limited</i>).	Manchester - - -	255 24*	55 3
19	Park Bridge - - -	H. Lees and Son - - -	Ashton - - -	5	3
20	Pendleton - - -	William Barningham and Co. (<i>Limited</i>).	Manchester - - -	20	4
21	Pendleton - - -	Maybury, Matthews, & Co.	Pendleton - - -	8	—
22	Preston - - -	North of England Car- riage and Train Co.	Preston - - -	35	—
23	White Cross - - -	White Cross Wire Co. - -	Stockport - - -	29	4
Total of County - - -				376	60
YORKSHIRE.					
1	Ayrton Rolling Mills - -	Jones Bros. & Co. (<i>Lims</i>).	Stockton-on-Tees - -	22	2
2	Bowesfield - - -	Bowesfield Iron Co. - - -	Do. - - -	38	3
3	Britannia - - -	Britannia Iron Works Co. (<i>Limited</i>).	Middlesbro' - - -	190	1
4	North Yorkshire - - -	North Yorkshire Iron Co. (<i>Limited</i>).	Stockton-on-Tees - -	58	2
5	Carlton - - -	North of England Indus- trial Iron and Coal Co. (<i>Limited</i>).	Do. - - -	8†	1
6	Cleveland - - -	Bolckow and Vaughan - -	Do. - - -	175	6
7	Middlesbro' - - -	Do. - - -	Do. - - -		
8	Witton Park - - -	Do. - - -	Do. - - -		
9	Tees Side - - -	Hopkins, Gilkes, & Co. (<i>Limited</i>).	Do. - - -	80	3
10	Newport - - -	Fox, Head, and Co. - - -	Do. - - -	48	4
11	Stockton - - -	Stockton Malleable Iron Co.	Do. - - -	62‡	7
12	Yorkshire - - -	South Yorkshire Iron Co. (<i>Limited</i>).	Do. - - -	—	—
13	Westbourne - - -	John Holdsworth & Co.	Do. - - -	24	2
14	West Stockton - - -	West Stockton Iron Co. (<i>Limited</i>).	Do. - - -	33	3
15	Middlesborough - - -	West Marsh Iron Co. (<i>Lim</i> .)	Do. - - -	20	1
16	Hull § - - -	East Riding Malleable Iron Works.	Hull - - -	11	2
Total of District - - -				694	37
LEEDS AND BRADFORD DISTRICT.					
1	Normanton - - -	Normanton Iron & Steel Co. - - -	Normanton - - -	—	—
2	Albert (<i>Hunslet</i>) - - -	Coghlan and Dury - - -	Leeds - - -	23	4
3	Clarence - - -	Taylor Brothers, and Co.	Do. - - -	17	5
4	Farnley - - -	Farnley Iron Co. - - -	Do. - - -	18	4
5	Kirkstall Forge - - -	Messrs. T. J. O. and A. Butler.	Do. - - -	24	3
6	Leeds - - -	S. T. Cooper and Co. - -	Do. - - -	14	6
7	Monk Bridge - - -	Monk Bridge Iron Co. - -	Do. - - -	—	—
8	Thornhill Lees - - -	Do. - - -	Do. - - -	—	—
9	Persuance - - -	J. Whitham and Son - -	Do. - - -	12	4
10	Bowling - - -	Bowling Iron Co. - - -	Bradford - - -	28	5
11	Low Moor - - -	Hird, Dawson, & Hardy	Do. - - -	40	7
12	Water Lane - - -	J. Perkins and W. Terry	Do. - - -	10	3
13	Calder Vale - - -	Samuel Whitham - - -	Wakefield - - -	—	—
14	Horbury Junction - - -	Horbury Junction Co. - -	Do. - - -	—	—
Total of District - - -				181	41
SHEFFIELD AND ROTTERHAM DISTRICT.					
1	Atlas Steel and Iron (Swin- ton). - - -	John Brown and Co. (<i>Lims</i> .)	Sheffield - - -	76	21
2	Cyclops - - -	Ch. Cammell and Co. (<i>Limited</i>).	Do. † - - -	42	9
3	Gremisthorpe - - -	Do. - - -	Do. - - -	0	1
4	Millsands - - -	Sheffield Forge and Rol- ling Mills Co. - - -	Do. - - -	0	3
5	Yorkshire Steel and Iron Works (<i>Penistone</i>). - - -	Do. - - -	Do. - - -	0	4
6	Wortley - - -	Andrews & Co. - - -	Do. - - -	6	3
7	Midland - - -	Midland Iron Co. (<i>Lims</i> .)	Rotherham - - -	29	4
8	Phoenix Steel and Iron Works. - - -	Owen's Patent Wheel Tyre and Axle Co. - - -	Do. - - -	—	—
9	Park Gate - - -	Park Gate Iron Co. - - -	Do. - - -	92	6
10	Northfield - - -	Neill, Johnson, & Edgar	Do. - - -	32	3
11	Elsecar and Milton - - -	W. H. & G. Dawes - - -	Elsecar - - -	68	7
12	Stockbridge - - -	Samuel Fox and Co. (<i>Lims</i> .)	Sheffield - - -	4	3
13	Sheffield Iron and Steel	Brown, Bailey, & Dixon	Do. - - -	—	—
14	Kelham - - -	Kelham Rolling Mills Co.	Do. - - -	—	—
15	Tinsley Iron and Steel	William Cooke and Co. - -	Do. - - -	—	—
16	Charlton - - -	Charlton Iron Works Co. - -	Do. - - -	—	—
Total of District - - -				340	64

* Also 23 heating and steam hammer furnaces.

† Dank's furnaces converted to the Crampton patent.

‡ Twelve of these are double furnaces.

|| Large mechanical furnaces equal to about 40 ordinary furnaces.

§ Also 13 melting and 6 converting furnaces, and 60 melting holes.

§ In liquidation.

No.	Name of Works.	Name of Firm.	Nearest Port or Railway Station.	No. of Puddling Furnaces.	No. of Rolling Mills.
DERBY-SHIRE.					
1	Butterley	The Butterley Co.	Alfreton	45	7
2	Railway (<i>Litchurch</i>)	Eastwood, Swinger, & Co.	Derry	39	3
3	Victoria	Ditto	Do.	18	3
4	Whittington	Thomas Firth and Sons	Chesterfield	9*	1
5	Sheepbridge	Sheepbridge Iron Co.	Ditto		
Total of County				109	14
NORTH STAFFORD-SHIRE.					
1	Biddulph Valley and Ford Green.	Robert Heath and Son	Tunstall	154†	13
2	Ravensdale	Ditto	Ditto		
3	Chesterton	Chesterton Iron Co. (<i>Lim.</i>)	Ditto	28	3
4	Chatterley	Chatterley Iron Co.	Tunstall		
5	Clough Hall (<i>Kidgrosve</i>)	Kinnersley and Co.	Stoke	77	6
6	Shelton Bar Iron Works	Shelton Bar Iron Co.	Ditto	95	8
7	Berry Hill	William Bowers	Ditto	22	2
8	Cliff Vale	Joseph Bull and Son	Ditto	24	3
9	Silverdale and Apedale	Stanier and Co.	Ditto	54	5
Total of District				454	39
SHROP-SHIRE.					
1	Horsehay	Coalbrookdale Iron Co.	Wellington	40	5
2	Stirshley	Haybridge Iron Co.	Do.	18	3
3	Ketley	Ketley Iron Co.	Do.	19	3
4	Eagle (<i>Hollingswood</i>)	The Eagle Iron Works Co. (<i>Limited</i>)	Do.	18	3
5	Trench	The Shropshire Iron Co.	Do.	80	3
6	Wombridge	Wombridge Iron Co.	Do.	10	3
7	Haybridge	Haybridge Iron Co. (<i>Lim.</i>)	Do.	10	1
8	Old Park	Old Park Iron Co.	Shifnal	40	5
9	Snedshill	Snedshill Iron Co.	Do.		
Total of County				183	26
SOMERSET-SHIRE.					
1	Ashton Vale	Joseph Tinn	Bristol	10	3
GLOUCES-TERSHIRE.					
1	Park End	Forest of Dean Iron Co.	Lydney	3	3
SOUTH STAFFORD-SHIRE.					
1	Bank Field	Samuel Groucutt and Sons	Bilston		
2	Bradley Field	Ditto	Ditto	44	8
3	Batman's Hill	William Rose	Ditto		
4	Bilston Mill and Forge	W. and J. J. Sparrow & Co.	Ditto	11	3
5	Bradley Tin Plate	Thomson, Hatton, & Co.	Ditto	16	3
6	Bradley	Stephen Thomson	Ditto	6	4
7	Bradley, New	Gitting and Tolley	Ditto	9	2
8	Deepfields	Deepfields Iron Co.	Ditto	8	1
9	Bilston Bridge	David Jones and Sons	Ditto	12	1
10	Herbert's Park	Ditto	Ditto	29	4
11	Millfields		Ditto		
12	Regent	Regent Iron Works Co. (<i>Limited</i>)	Ditto	14	2*
				11	3*
13	Stonefield	Bilston Iron Company	Ditto		
14	Ettingshall	Morewood & Co.	Ditto	20	5
15	Ebenezer	H. Onions and Co.	Ditto	10	3
16	Moxley	Thomas Wells	Ditto	—	1
17	Millfields, New	Adams and Company	Ditto	22	3
18	Bradley Hall		Ditto	22	2*
19	Brockmoor	Budd and Co.	Brierley Hill	12	3*
20	Delph	Delph Forge and Rolling Mills Co.	Brierley Hill	6	3
21	Harts Hill	Noah Hingley and Son	Ditto		
22	Round Oak	Earl of Dudley	Ditto	34	3
23	New Level	Ditto	Ditto		
24	Brettle Lane	Thomas Webb and Sons	Ditto	56	5
25	Brockmoor	John Bradley and Co.	Ditto	6	2
26	Brierley Hill	Ditto	Ditto	—	3
27	Corngraves	New British Iron Co.	Ditto	22	3
28	Brierley Hill	Ditto	Ditto	51	3
29	Cleveland	Wright and North	Wolverhampton	18	3
30	Monmore	Ditto	Ditto	20	4
Carried forward				468	81

* Double furnaces equal to 27 single furnaces.

† Six of these are Danks' patent revolving machine puddlers.

‡ Standing.

IRON MANUFACTURE RETURNS, 1874.

111

**SOUTH
STAFFORD-
SHIRE—cont.**

No.	Name of Works.	Name of Firm.	Nearest Port or Railway Station.	No. of Puddling Furnaces.	No. of Rolling Mills.
	Brought forward			468	81
31	Miners	Isaac Jenks and Son	Wolverhampton	23	4
32	Shrubbery	G. B. Thorneycroft & Co.	Ditto	79	5
33	Swan Gardens	Ditto	Ditto	22	7
34	Osier Bed, Horseley Fields	Osier Bed Iron Co.	Ditto	14	6
35	Birchills	James Bissell and Sons	Walsall	11	3
36	Birchills Hall	Birchills Hall Iron Co. (Limited).	Ditto	10	2
37	Staffordshire	Benjamin Bunch & Sons	Ditto	40	2
38	Palsall	Palsall Coal and Iron Co. (Limited).	Ditto	10	6
39	Victoria (Pleak)	Henry Mills and Sons	Ditto	16	2
40	Cyclops (Pleak)	Edward Russell	Ditto	7	3
41	Churchbridge	W. Gilpin, sen., and Co.	Ditto	12	1
42	Pleak	Charles Tansley and Co.	Ditto	44	2
43	Darlaston Green	Darlaston Steel and Iron Co. (Limited).	Darlaston	10	8
44	King's Hill	Ditto	Ditto	93	9
45	Old Park	Patent Shaft and Axle-tree Co. (Limited).	Wednesbury	8	1
46	Brunswick	Ditto	Ditto	7	2
47	Bull's Bridge	Wm. Moineaux and Co.	Ditto	10	1
48	Monway	John Marshall	Ditto	8	1
49	Bull's Bridge	Chavasse and Southan	Ditto	8	1
50	Victoria	David Rose	Ditto	12	3
51	Albert	Ditto	Ditto	21	2†
52	Lea Brook	Great Bridge Iron and Steel Co. (Limited).	Ditto	11	—†
53	Ditto	John Ragnall and Sons	Ditto	23	2
54	Ditto	Ditto	Ditto	7	2
55	Imperial	Ditto	Ditto	8	2
56	Albion	Albion Sheet Iron Co.	West Bromwich	15	1
57	Britannia	Britannia Iron Co.	Ditto	8	3
58	Atlas	Ebenezer Parkes	Ditto	68	7
59	Brick House	Robert Williams and Co.	Ditto	10	1†
60	Bromford	John Dawes and Sons	Ditto	23	3
61	Bradford	J. T. and W. E. Johnson	Ditto	19	2
62	Waterloo	W. and G. Firmstone	Ditto	8	1
63	Crook Hay	Field and Company	Ditto	12	1
64	Wilton Lane	Thos. F. Allen and Co.	Ditto	12	2
65	Excelstor	Eagle Coal and Iron Co.	Ditto	8	1
66	Eagle	Star Iron and Tin Plate Co.	Ditto	16	2
67	Staffordshire	Bridge, Gill, and Bridge	Ditto	20	2
68	Providence	J. T. and W. E. Johnson	Ditto	16	2
69	Ridgacre	E. Page and Sons	Ditto	10	2
70	Rowhay	Patent Nut and Bolt Co. (Limited).	Ditto	13	2
71	Stour Valley	J. B. S. and C. Lees	Ditto	12	2
72	Wellington	Thomas Davies and Co.	Ditto	18	2
73	Gold's Hill, New	Bush Farm Iron Co.	Ditto	16	3
74	Bush Farm	John Ragnall and Sons	Ditto	8	1
75	Gold's Hill	Samuel Downing	Ditto	10	2
76	Richmond	Rabone Bridge Iron Co.	Smethwick	4	1
77	Rabone Bridge	William Marshall	Ditto	7	1†
78	Cape Gun Barrel	Ditto	Ditto	3	1†
79	Cape	Ditto	Ditto	5	2
80	Smethwick	W. R. Brookes	Ditto	10	3
81	Cape Town	Thos. L. Nicklin	Ditto	12	2
82	Crown	London Works Iron Co.	Ditto	8	—
83	London	Ebenezer Parkes	Ditto	20	3
84	Vulcan	District Iron & Steel Co.	Ditto	11	3
85	District	Beard and Eberhard	Ditto	16	3
86	Regents Grove	Deakin and Co.	Ditto	—	1
87	Monmore Lane	Spring Bank Iron Co.	Willenhall	13	2
88	Spring Bank	J. and C. Holcroft	Ditto	29	3†
89	Port Field	W. Crosswell	Ditto	11	1†
90	Corbyn's Hall	Plant and Fisher	Ditto	20	3
91	Dixon's Green	G. H. Hickman	Ditto	24	4
92	Dudley Port	Noah Hingley and Sons	Ditto	23	2
93	Grove and	John Bradley and Co.	Ditto	9	—
94	Netherton	J. P. Haynes	Tipton	—	2
95	Shut End	Ditto	Ditto	97	10
96	Globe	William Barrows and Sons	Ditto	24	5
97	Tivisdale	Ditto	Ditto	14	4
98	Bloomfield	Ditto	Ditto	11	1
99	Factory	Ditto	Ditto	23	5
100	Tipton Green	Ditto	Ditto	—	—
101	Gospel Oak	Tipton Iron and Wire Co.	Ditto	14	4
102	Summer Hill	Wm. Millington and Co.	Ditto	11	1
103	Brookmoor	Budd and Co.	Ditto	23	5
104	Wednesbury Oak	Philip Williams and Sons	Ditto	—	—
	Carried forward			1,741	262

* Sheet, plate, and hoop mills.

† Standings.

No.	Name of Works.	Name of Firm.	Nearest Port or Railway Station.	No. of Puddling Furnaces.	No. of Rolling Mills.
	Carried forward			1,761	263
SOUTH STAFFORDSHIRE—cont.	105 Toll End	E. and T. Bayley	Tipton	7	3
	106 Park Lane	District Iron & Steel Co.	Ditto	12	1
	107 Brades	William Hunt and Sons	Oldbury	7	3
	108 Ebenezer	Bright, Perry, & Gittings	Ditto	11	2
	109 Park Lane	F. E. Simpson and Co.	Ditto	10	1
	110 Great Bridge	Great Bridge Iron and Steel Co.	Great Bridge	22	2
	111 Sheep Wash	Stonechewer and Co.	Ditto	14	2
	112 Wilden	Messrs. Baldwin	Stourport	7	2
	113 Hoc Bridge	Thompson, Hatton, & Co.	Ditto	—	1*
	114 Bretwell Hall	Thomas Webb and Sons	Stourbridge	12	2
	115 Cradley	Samuel Evers and Sons	Ditto	18	3
	116 Leys	Brown and Preer	Ditto	30	7
	117 Hyde	Lee and Bolton	Ditto	19	5
	118 Stourbridge	John Bradley and Co.	Ditto	21	5
	119 Whittington	James Williams and Co.	Ditto	9	2
	120 Swindon	Executor of W. Watkins	Ditto	23	3
	121 Capponfield	Chillington Iron Co.	Bilston		
	122 Chillington	Ditto	Wolverhampton	90	15
	123 Lea Brook	Ditto	Wednesbury		
	Total of District			2,073	330

WALES.

NORTH WALES.	1	Broughton Hall	Broughton Hall Iron Co.	Wrexham	10	2
	2	Llly Hall	Coal, Iron, and Firebrick Co. (Limited)	Ruabon	—	—
	3	Ruabon	New British Iron Co.	Do.	34	4
	4	Stansty	S. Forrest and Co.	Wrexham		
	5	Pontyallyte	Jones, Hyde, and Mackay	Ruabon	13	1
		Total of District			57	7
SOUTH WALES.	1	Amman	Amman Iron Co.	Llanely	9	3
GLAMORGANSHIRE.	2	Margam (Taisbach)	Robt. E. Byass and Co.	Aberavou		
	3	Clydach, New	John Jayne	Abergavenny		
	4	Gadlys	Waynes Merthyr Steam Coal and Iron Works Co. (Limited.)	Aberdare	0	2
	5	Llynvi	Llynvi, Tondy, & Ogmore Coal and Iron Co.	Bridgend		
	6	Abernant, and Taff Vale and Lewyddoed.	Aberdare Iron Co.	Aberdare	35	5
	7	Aberaman	Sir Geo. Elliot and Partners.	Aberdare	16	2
	8	Melin Griffith and Penttyrch	T. W. Booker and Co.	Cardiff	7	12
	9	Penydarran	Fothergill and Hankey	Do.	12	0
	10	Treforest (Pontypridd)	Lewis, Morgans, & Evans	Do.		
	11	Briton Ferry	Townsend, Wood, & Co.	Briton Ferry	42	4
	12	Cyfarthfa	Robert Crawshaw	Merthyr Tydfil	73	6
	13	Dowlais	Dowlais Iron Co.	Do.	121	13
	14	Plymouth	Fothergill and Hankey	Do.	72	7
	15	Cwm Avon (Taisbach)	Governor and Company of Copper Miners.	Port Talbot	23	7
	16	Ystalyfera	Ystalyfera Iron Co.	Swansea	42	16
	17	Tondy	Llynvi, Tondy, & Ogmore Coal and Iron Co.	Tondy	22	3
	18	College	Thomas Protheroe Gwillein and Thomas Williams.	Llandaff	11	2
		Total of County			490	82
BRECKNOCKSHIRE.	1	Coedcae	The Welsh Iron Works Co.	Aberdare	20	2
MONMOUTHSHIRE.	1	Abersychan and Pentwyn	Ebbw Vale Iron Co.	Newport	106	17
	2	Victoria	Do.	Do.		
	3	Ebbw Vale	Do.	Do.		
	4	Pontypool	Do.	Do.		
		Carried forward			106	17

* 37 puddling furnaces and three rolling mills only in work.

MONMOUTH-SHIRE.—*cont.*

No.	Name of Works.	Name of Firm.	Nearest Port or Railway Station.	No. of Puddling Furnaces.	No. of Rolling Mills.
	Brought forward	-	-	106	17
5	Blaina and Nantyglo	Nantyglo and Blaina Iron Works Co. (<i>Lim.</i>)	Newport	46	4
6	Blaenavon	Blaenavon Iron and Steel Co. (<i>Limited.</i>)	Do.	117	8
7	Pontnewynydd	W. T. Henley	Do.	26	4
8	Rhymney	Rhymney Iron Co.	Do.	87	7
9	Tredegar	Tredegar Iron and Coal Co. (<i>Limited.</i>)	Do.	—	—
10	Oakfields	James C. Hill and Co. (<i>Limited.</i>)	Do.	17	4
11	Cwmbran	Patent Nut and Bolt Co.	Do.	20	3
	Total of District	-	-	419	47

SCOTLAND.

1	Blockhairn (<i>St. Rollox</i>)	Hannay and Sons	Glasgow	—	—
2	Clifton	Gray and Wylie	Coatbridge	19	2
3	Coats	Thomas Jackson	Do.	34	3
4	Coatbridge	Hugh Martin and Sons	Do.	7	2
5	Dalziel	David Colville	Dalziel	14	2
6	Drumpeller	Henderson and Dimmock	Coatbridge	20	3
7	Dundyvan	John Wilson's Trustees	Dundyvan	—	—
8	Globe	A. and T. Miller	Coatbridge.	5	1
9	Glasgow	-	-	-	-
10	Motherwell	Glasgow Iron Company	Glasgow	102	14
11	Saint Rollox	-	-	-	-
12	Govan	William Dixon	Do.	—	—
13	Calder Bank and Chapelhall, Monkland.	Monkland Iron and Coal Co.	Do.	51*	6†
14	Mossend	Mossend Iron Company	Holytown	—	—
15	North British	Thomas Ellis	Coatbridge	26	4
16	Phoenix	John Spencer	Do.	20	3
17	Rochalloch	Pettigrew and Spencer	Glasgow	12	2
18	Muirkirk	Bedlinton Iron Co.	Do.	10	2
19	Excelsior	John Williams and Co.	Wishaw	23	4
	Total of Scotland	-	-	342	40

SUMMARY OF MILLS AND FORGES AT WORK IN 1874.

County.	No. of Works.	No. of Puddling Furnaces.	No. of Rolling Mills returned.
ENGLAND :			
Northumberland and Durham	22	964	52
Cumberland	5	79	12
Yorkshire (Cleveland District)	16	694	37
" (Leeds and Bradford District)	14	181	41
" (Sheffield and Rotherham District)	16	349	64
Derbyshire	5	109	14
Somersetshire	1	10	3
Gloucestershire	1	3	2
South Staffordshire	123	2,073	320
North do.	9	454	39
Shropshire	9	183	26
Lancashire	23	376	69
NORTH WALES	5	57	7
SOUTH WALES :			
Glamorganshire	18	490	32
Brecknockshire	1	20	2
Monmouthshire	11	419	47
SCOTLAND	19	342	49
TOTAL	298	6,803	866

* Working 14.

Working 1.

LIST OF WORKS having BESSEMER CONVERTERS in GREAT
BRITAIN in 1874.

No.	Name and Situation of Works.	Number of Converters.	Capacity of Converters.	
			Tons.	Cwt.
1	Henry Bessemer and Co., Sheffield -	{ 2	3	—
			5	—
2	Boichow, Vaughan, and Co., <i>Limited</i> - -	4	6	10
3	John Brown and Co., <i>Limited</i> , Sheffield -	{ 2	10	—
			7	—
			6	—
4	Charles Cammell and Co., <i>Limited</i> , Sheffield, <i>Cylops</i>	4	4	—
5	" " <i>Yorkshire</i> -	{ 2	5	—
			7	—
5	Weardale Iron Co., Tudhoe, Ferryhill - -	4	2	10
6	The Glasgow Bessemer Steel Co., <i>Limited</i> , Atlas Works, Glasgow - - - -	} 2	3	—
7	Samuel Fox and Co., Stockbridge Works, Deepcar	{ 2	5	—
			3	—
8	Lloyds, Foster, and Co., Old Park, Wednesbury	4	3	—
9	Bolton Iron and Steel Works, Bolton - -	4	6	—
10	London and North Western Railway, Crewe -	2	3	—
11	Lancashire Steel Works, Gorton - -	4	6	—
12	Mersey Steel and Iron Works, Liverpool -	10	5	—
13	Manchester Steel and Railway Plant Co., Gibraltar Works, Newton Heath, Manchester - -	} 4	3	—
14	Barrow Haematite Steel Co., Barrow - -	18	6	—
15	The Dowlais Iron Co., Dowlais - -	6	5	—
16	Ebbw Vale Co., Ebbw Vale - - - -	7	6	—
17	Steel Ordnance Co., <i>Limited</i> , Greenwich - -	2	5	—
18	West Cumberland Iron and Steel Co., Workington	4	7	—
19	Phoenix Iron Co., Rotherham - - - -	2	3	10
20	Carnforth Haematite Iron Co., <i>Limited</i> - -	2	—	—
21	Patent Shaft and Axletree Co., Wednesbury -	4	3	—

EXPORTATION OF BRITISH IRON AND STEEL and IMPORTATION OF IRON and STEEL for Three Years, compiled from "Annual Statement of the Trade of the United Kingdom."

EXPORTATION OF IRON and STEEL Manufactured in the United Kingdom.

	1874.		1873.		1872.	
	Quantities.	Value.	Quantities.	Value.	Quantities.	Value.
Pig Iron:		£	Tons.	£	Tons.	£
To Russia -	42,410	176,060	86,669	218,396	20,267	118,488
Sweden and Norway -	24,110	93,842	23,769	139,928	-	-
Denmark -	18,168	62,690	10,622	63,968	10,250	50,600
Germany -	177,580	768,392	258,615	1,506,104	308,932	1,488,376
Belgium -	96,066	442,846	147,165	852,906	143,315	676,626
Holland -	200,430	1,075,647	335,744	2,226,646	352,895	1,815,898
France -	69,976	299,389	89,167	518,837	90,224	431,478
Spain -	14,768	66,937	13,995	78,787	12,579	60,647
Austrian Territories -	5,379	31,584	45,601	296,787	53,027	260,720
Italy -	22,690	110,613	18,598	111,343	15,992	84,749
China (exclusive of Hong Kong) -	4,239	20,305	-	-	-	-
Japan -	2,845	12,565	-	-	-	-
United States: Atlantic -	35,370	174,435	97,011	657,745	179,455	936,979
" Pacific -	8,198	39,554	6,519	85,243	14,906	75,754
Brazil -	2,318	10,907	-	-	-	-
British India, Bengal and Burmah -	2,011	10,119	-	-	-	-
Australia -	11,543	58,732	8,093	51,317	7,472	41,682
British North America -	22,713	104,612	25,830	169,366	87,007	490,288
Other Countries -	12,182	54,167	216,332	101,720	28,937	119,685
Total	767,932	3,608,088	1,130,525	7,024,978	1,320,259	6,685,960

EXPORTATION OF BRITISH IRON and STEEL and IMPORTATION OF IRON and STEEL—continued.

	1874.			1873.			1872.		
	Quantities.	Value.	Quantities.	Value.	Quantities.	Value.	Quantities.	Value.	
	Tons.	£	Tons.	£	Tons.	£	Tons.	£	
Puddled Iron	8,184	65,646	11,540	93,059	10,865	76,619			
Bar Iron	231,475	2,599,670	230,921	3,261,386	273,557	3,189,670			
Angles Iron	6,509	83,087	6,475	91,091	8,061	100,907			
Bolt and Rod Iron	30,969	371,840	29,449	403,503	31,982	392,241			
RAILROAD IRON:									
Rails and Tie Rods	699,688	8,145,556	699,779	8,709,265	853,651	8,768,788			
Wheels and Axles	23,008	658,141	30,805	844,288	30,967	755,715			
Unenumerated	59,969	834,539	54,430	865,299	60,302	700,994			
Sheets, Boiler and Armour Plate	76,511	1,330,657	114,609	2,056,932	105,303	1,686,580			
Tin Plates	132,960	3,714,810	120,638	3,953,042	118,088	3,806,973			
Galvanized Iron	34,358	877,796	32,175	867,271	33,322	886,701			
Hoops	57,561	766,965	54,786	798,686	68,470	891,625			
Wire, Iron or Steel (except Telegraph Wire)	36,892	769,927	29,445	699,470	33,540	672,914			
Anchors, Grapnels, Chains, and Cables	24,345	553,994	19,529	480,938	21,536	469,477			
Tubes and Pipes	25,408	643,885	28,194	760,310	27,780	651,591			
Nails, Screws, Rivets	16,191	524,626	15,973	496,784	16,720	454,915			
Cast or Wrought, except Ordnance	191,225	3,400,537	218,304	3,740,782	208,571	3,204,281			
Steel, Cast in Ingots	185	7,327	252	9,315	248	7,772			
Steel, Bar, of all Kinds	28,592	1,094,405	36,197	1,341,359	41,776	1,379,054			
Steel, Sheets	2,668	101,987	2,969	113,183	2,945	91,911			
STEEL MANUFACTURES of Steel and Iron combined	10,056	791,905	10,479	728,881	11,384	693,122			
Iron, Old, for Re-manufacture	1,092	1,501	60,339	399,522	107,531	656,262			

IMPORTS OF IRON AND STEEL, 1874, 1873, and 1872.

	1874.		1873.		1872.	
	Quantities.	Value.	Quantities.	Value.	Quantities.	Value.
PIG and PUDDLED IRON:	Tons.	£	Tons.	£	Tons.	£
From Sweden	32,755	238,753	43,348	335,130	58,323	400,119
Holland	22,465	166,487	28,334	243,346	39,391	294,405
Other Countries	1,699	10,958	3,188	22,660	8,847	54,610
Total	56,939	416,198	74,770	601,136	100,561	686,134
BAR IRON:						
From Russia	2,084	26,958	3,182	41,940	3,918	42,097
Sweden	61,109	911,972	64,630	866,165	70,173	798,079
Holland	2,784	29,122	3,042	39,572	2,672	23,624
Belgium	6,354	72,194	1,775	23,218	3,440	35,401
Denmark	—	—	843	12,228	—	—
Other Countries	1,138	18,144	1,194	15,742	2,168	22,366
Total	73,469	1,058,390	74,666	988,885	82,371	921,567
OLD BROKEN IRON and STEEL	22,431	121,431	20,323	118,597	24,603	147,509
STEEL, UNWROUGHT:						
From Sweden	3,339	66,261	3,414	46,465	3,655	50,459
Holland	3,311	54,797	6,511	90,396	3,358	49,359
Other Countries	484	7,322	600	10,979	411	7,296
Total	7,384	128,380	9,525	147,740	7,545	110,545
IRON and STEEL, Wrought or Manufactured	52,700	1,325,776	30,718	1,008,636	39,098	1,158,017

TIN PLATE MANUFACTURE.

1874.

The following Firms are engaged in the production of TIN, TERNE,
and BLACK PLATES :—

(The returns in nearly all cases call attention to the fact that about 30 works were idle for three months, in consequence of a strike on the part of the men, who at last had to resume work at the old prices.)

No.	Name of Works.	Name of Firm.	Where situate.
1	Abercarne - -	Daniel Whitehouse -	Abercarne, Newport, Monmouthshire.
2	Aberdulais - -	Joshua Williams and Co.	Neath, Glamorganshire.
3	Abergavenny - -	The Brynmawr Coal and Iron Co. (<i>Limited</i>).	Abergavenny, Monmouthshire.
4	Abertillery - -	Philip S. Phillips -	Abertillery, Newport, Monmouthshire.
5	Amman - -	Amman Iron Co. -	Swansea, Glamorganshire.
6	Avon Vale - -	Port Talbot Tin Plate Co.	Aberavon, Taibach, Glamorganshire.
7	Beaufort - -	Beaufort Tin Plate Co. -	Morrison, Swansea, Glamorganshire.
8	Bradley* - -	Thompson, Hatton, & Co.	Bilston, Staffordshire.
9	Broadwaters - -	Thompson, Hatton, & Co.	Kidderminster, Worcestershire.
10	Brockmoor - -	Budd and Co. - -	Brierley Hill, Staffordshire.
11	Caerleon - -	F. Moggridge and Co. -	Newport, Monmouthshire.
12	Carmarthen - -	Thomas Lester and Co. -	Carmarthen, Carmarthenshire.
13	Coatbridge - -	Coatbridge Tin Plate Co. (<i>Limited</i>).	Coatbridge, Glasgow.
14	Cookley - -	John Knight and Co. -	Kidderminster, Worcestershire.
15	Cwm Avon - -	Governor and Co., Copper Miners.	Taibach, Glamorganshire.
16	Cambrian - -	Morewood and Rogers -	Llanely, Carmarthenshire.
17	Cwmbwrla or Swansea.	Swansea Tin Plate Co. -	Swansea, Glamorganshire.
18	Cwmfelin - -	Cwmfelin Tin Plate Co. -	Swansea, Glamorganshire.
19	Dafen - -	Phillips, Nunes, and Co.	Llanely, Carmarthenshire.
20	Dyffryn - -	Davies, Evans, and Co. -	Morrison, Swansea, Glamorganshire.
21	Derwent - -	W. Griffiths and Co. -	Workington, Cumberland.
22	Gadly's Uchaf - -	Smith and Davis -	Aberdare, Glamorganshire.
23	Garth - -	Garth Iron and Tin Plate Co.	Rhiwdero, Newport, Monmouthshire.
24	Glamorgan - -	Webb, Shakespeare, and Williams.	Pontardulais, Llanely, Carmarthenshire.
25	Gower - -	H. Ll. Morris and Co. -	Penclawdd, Glamorganshire.
26	Gwendraeth - -	J. Chivers and Son -	Kidwelly, Carmarthenshire.
27	Hendy - -	Edmd. Boughton and Co. (<i>Limited</i>).	Pontardulais, Carmarthenshire.
28	Holywell - -	Holywell Tin Plate Co. -	Holywell, Flintshire.
29	Hope - -	Hope Iron and Tin Plate Co.	Tipton, Staffordshire.
30	Horseley Fields - -	Osier Bed Iron Co. -	Wolverhampton, Staffordshire.
31	Horseley Fields or Wilden.	E. P. and W. Baldwin -	Ditto.
32	Landore - -	Landore Tin Plate Co. -	Swansea, Glamorganshire.
33	Llanely - -	John S. Tregonning & Son	Llanely, Carmarthenshire.
34	Llangennech - -	George H. Banks and Co.	Llanely, Carmarthenshire.
35	Llwydarth - -	Llwydarth Tin Plate Co.	Maesteg, Bridgend, Glamorganshire.
36	Lydbrook - -	Richard Thomas and Co.	Ross, Herefordshire.
37	Lydney - -	William Allaway & Sons -	Lydney, Gloucestershire.

* In addition to the tin, terne, and black plates returned they manufacture considerable quantities of "tin sheets" of considerable size, up to 120 x 36 inches.

No.	Name of Works.	Name of Firm.	Where situate.
38	Machen - -	Machen Iron and Tin Plate Co.	Newport, Monmouthshire.
39	Margam - -	Robert B. Byass and Co. -	Taibach, Glamorganshire.
40	Marshfield - -	C. Budd and Co. (<i>Limited</i>)	Llanelly, Carmarthenshire.
41	Melyn - -	Leach, Flower, and Co. -	Neath, Glamorganshire.
42	Mold - -	The Mold Tin Plate Co. -	Mold, Flintshire.
43	Monmouth Forges	David Griffiths and Son -	Taibach, Monmouth.
44	Morlais - -	Morlais Tin Plate Co. -	Llangennech, Carmarthenshire.
45	Morrison - -	Morrison Tin Plate Co. -	Swansea, Glamorganshire.
46	Parkend - -	Forest of Dean Iron Co. -	Lydney, Gloucestershire.
47	Pentyreh & Melin Griffith.	T. W. Booker and Co. (<i>Limited</i>).	Cardiff, Glamorganshire.
48	Pontardawe - -	W. Gilbertson and Co. -	Swansea, Glamorganshire.
49	Pontheer - -	John Jenkins and Co. -	Caerleon, Monmouthshire.
50	Pontnewynydd - -	R. Conway and Co. -	Newport, Monmouthshire.
51	Ponrhydyrun - -	Conway Brothers - -	Ditto.
52	Pontymister - -	Banks and Co. - -	Ditto.
53	Pontypool - -	Pontypool Iron and Tin Plate Co.	Pontypool, Monmouthshire.
54	Redbrook - -	Redbrook Tin Plate Co. -	Monmouth, Monmouthshire.
55	Rugeley - -	Vacant - - -	Rugeley, Staffordshire.
56	Star - -	Star Iron and Tin Plate Co.	Ryders Green, West Bromwich, Staffordshire.
57	Stour Vale . -	Crowther, Brothers, and Morgan.	Kidderminster, Worcestershire.
58	The Forest - -	The Forest Tin Plate Co.	Morrison, Swansea, Glamorganshire.
59	The Old Castle -	The Old Castle Iron and Tin Plate Co. (<i>Limited</i>).	Llanelly, Carmarthenshire.
60	Tividale - -	Budd and Co. - -	Tipton, Staffordshire.
61	Treforest - -	Treforest Tin Plate Co. -	Pontypridd, Glamorganshire.
62	Tydee - -	John Lewis and Co. -	Newport, Monmouthshire.
63	Upper Forest -	Edward Bagot and Co. -	Swansea, Glamorganshire.
64	Vernon - -	David Morris and Co. -	Briton Ferry, Glamorganshire.
65	Worcester - -	Llansamlet Tin Plate Co.	Middle Forest, Swansea, Glamorganshire.
66	Ynispenllwch -	Ynispenllwch Tin Plate Co.	Swansea, Glamorganshire.
67	Yspitty - -	Jacob Chivers and Son -	Llanelly, Carmarthenshire.
68	Ystalyfera - -	Ystalyfera Iron Co. -	Swansea, Glamorganshire.

The Returns received from Tin Plate Works have been as follows:—

Number of boxes of TIN and TERNE PLATES	-	1,167,892
Ditto Black plates	-	36,684
Total number of boxes	-	<u>1,204,576</u>

Actual weight of the whole returned, 62,268 tons.

The Tin Plate Works which have not made returns are *estimated* as follows:—

In the estimation of these I have been greatly assisted by gentlemen who are connected, and intimately acquainted, with the Tin Plate Manufacture.

Total <i>estimated</i> number of boxes of Tin and Terne and Black plates	-	1,325,000
Actual number of boxes of Tin and Terne and Black plates returned as above	-	<u>1,204,563</u>
Total number of boxes of Tin, Terne, and Black plates made in the United Kingdom in 1874	-	<u>2,529,563</u>

STATEMENT of TIN PLATES exported from UNITED KINGDOM to all Ports, Year ending 31st December 1874.

	Liverpool.	London.	Southampton & Newhaven.	Swansea.	Hull.	Glasgow.	Newcastle.	Bristol.	Cardiff.	1874.
United States Ports -	1,241,877	756	105,869	-	-	538	-	109,633	127,821	1,585,994
Holland, Germany, and Belgium	15,780	77,447	-	-	1,405	-	7	630	1,044	96,313
Australia and New Zealand -	11,639	80,384	-	-	-	371	-	-	-	42,394
Italy and Mediterranean -	58,534	12,078	-	2,378	-	-	-	-	-	72,990
Canada and B. N. America -	63,169	1,978	-	25	-	870	-	146	-	66,188
France and Switzerland -	5,414	3,504	1,218	28,793	-	80	-	-	1,309	40,318
South America and Brazil -	44,014	5,993	-	-	-	1,072	-	-	-	51,079
Spain and Portugal -	37,605	5,633	-	10,225	-	-	-	-	550	54,013
Norway, Sweden, and Baltic -	2,886	45,696	-	35	18,157	-	1,831	-	-	71,555
India and China -	9,854	33,768	-	-	-	1,014	-	-	-	44,636
West Indies -	5,439	3,427	-	-	-	87	-	-	-	8,953
Cape, Ceylon, and Mauritius -	-	3,015	-	-	-	96	-	-	-	3,111
Africa and Unclassed Islands -	301	3,806	-	-	-	-	-	62	-	4,169
Unclassed and Unreadable -	978	777	-	-	-	-	-	-	-	1,755
Total Boxes, 1874 -	1,497,440	231,262	107,087	41,456	19,562	4,128	1,838	110,471	130,224	2,148,468
Total Boxes, 1873 -	1,585,012	251,806	117,010	73,077	12,560	8,059	613	63,392	41,948	-
Total Boxes, 1872 -	1,597,689	223,502	102,875	82,710	10,469	16,508	392	41,117	8,189	-

EXPORT of TIN PLATES in the Year ending 1874 and the two previous Years.

Countries to which Exported.	Quantities.			Value.		
	1872.	1873.	1874.	1872.	1873.	1874.
	Tons.	Tons.	Tons.	£	£	£
France - - - -	3,343	3,933	2,350	97,769	139,896	75,225
United States - - - -	87,860	85,527	91,424	2,770,332	2,745,916	2,741,666
British N. America - - - -	4,003	3,333	3,516	142,792	117,273	114,272
Australia - - - -	5,094	4,526	3,593	185,015	157,172	83,343
Other Countries - - - -	13,234	23,264	22,393	608,075	792,840	701,037
Total - - -	118,063	120,638	122,783	3,906,973	3,953,042	3,715,543

EXPORTS and IMPORTS of IRON, according to the Returns of the Board of Trade, for the Three Years ending 1874.

EXPORTS.

Description of Iron, &c.	Quantities.			Declared Value.		
	1872.	1873.	1874.	1872.	1873.	1874.
	Tons.	Tons.	Tons.	£	£	£
Iron :						
Pig - - - -	1,331,143	1,142,065	774,290	6,712,579	7,118,037	3,699,462
Bar, angle, &c. - - - -	313,600	290,845	259,630	3,632,518	3,755,990	3,061,622
Railroad - - - -	945,420	785,014	782,437	10,225,492	10,418,832	9,629,830
Wire (not telegraph) - - - -	33,540	29,445	36,620	672,914	692,470	770,546
Tin plates - - - -	118,063	120,638	122,783	3,906,973	3,953,042	3,715,543
Hoops, sheets, and boiler plates - - - -	207,495	201,570	168,623	3,414,906	3,722,389	2,976,786
Cast and wrought of all sorts - - - -	269,807	283,000	257,965	4,772,364	5,478,769	5,131,806
Old, for re-manufacture - - - -	107,521	60,339	43,333	656,262	399,523	244,777
Steel, unwrought - - - -	44,969	39,418	31,412	1,478,737	1,462,857	1,204,828
Steel and Iron combined - - - -	11,234	10,479	10,044	623,122	723,551	790,168
Total - - -	3,382,762	2,967,813	2,487,162	35,996,167	37,731,239	31,223,390

IMPORTS.

Description of Iron, &c.	Quantities.			Declared Value.		
	1872.	1873.	1874.	1872.	1873.	1874.
	Tons.	Tons.	Tons.	£	£	£
Iron in bars, unwrought - - - -	82,838	74,490	74,173	918,206	994,780	1,061,095
Iron and steel, wrought or manufactured - - - -	39,102	33,150	52,771	1,170,301	1,013,713	1,327,796
Steel, unwrought - - - -	7,557	9,556	7,296	109,464	147,812	128,283
Total - - -	129,547	117,196	134,210	2,198,603	2,156,305	2,517,174

MINERAL STATISTICS

FOR THE YEAR 1874.

PART II.

COAL, EARTHY MINERALS, &c.

SUMMARY OF THE COAL PRODUCE OF THE UNITED KINGDOM, COMPUTED FROM RETURNS RECEIVED BY THE MINING RECORD OFFICE.

1874.

	Tons.
NORTHUMBERLAND - - - - -	6,463,550
NORTH DURHAM - - - - -	6,180,000
CUMBERLAND - - - - -	1,102,267
SOUTH DURHAM - - - - -	17,900,250
WESTMORELAND - - - - -	1,200
YORKSHIRE - - - - -	14,812,515
DERBYSHIRE - - - - -	7,150,570
NOTTINGHAMSHIRE - - - - -	3,127,750
WARWICKSHIRE - - - - -	851,500
LEICESTERSHIRE - - - - -	1,100,465
CHESHIRE - - - - -	615,105
SHROPSHIRE - - - - -	1,187,950
STAFFORDSHIRE, NORTH - - - - -	4,313,096
STAFFORDSHIRE, SOUTH, AND WORCESTERSHIRE - - - - -	8,389,343
LANCASHIRE, NORTH AND EAST - - - - -	8,095,570
LANCASHIRE, WEST - - - - -	7,442,950
GLOUCESTERSHIRE - - - - -	1,147,272
SOMERSETSHIRE - - - - -	609,684
MONMOUTHSHIRE, &c. - - - - -	5,038,820
NORTH WALES - - - - -	2,425,300
SOUTH WALES - - - - -	10,184,885
SCOTLAND, EAST - - - - -	10,182,326
SCOTLAND, WEST - - - - -	6,606,335
IRELAND - - - - -	139,213
Total of the UNITED KINGDOM - - - - -	125,067,916

PRICES of COAL (per Ton) in the LONDON MARKET, being the Average of each Week, for the Year 1874.

Week ending	NEWCASTLE.			SUNDER-	HARTLE-
	Wallsend.	Holywell Main.	Hartley.	LAND.	POOL.
	s. d.	s. d.	s. d.	s. d.	s. d.
January 2	25 3	25 6	—	22 0	25 9
" 9	24 9	25 6	26 9	25 6	25 3
" 16	22 8	23 6	25 0	24 0	24 6
" 23	24 3	27 6	27 9	26 0	27 3
" 30	24 0	—	24 0	23 0	24 6
February 6	—	—	23 3	24 6	24 6
" 13	—	—	24 3	25 3	25 6
" 20	21 3	22 0	—	23 6	25 4
" 27	—	21 9	24 9	22 9	23 6
March 6	21 3	20 6	22 3	21 6	23 3
" 13	23 3	—	21 9	23 3	25 3
" 20	20 6	—	21 6	21 6	22 6
" 27	20 3	—	21 3	22 3	22 6
April 3	20 3	—	22 3	22 3	23 3
" 10	22 9	21 6	22 6	24 6	25 0
" 17	24 6	23 0	23 3	25 3	26 9
" 24	22 3	22 0	21 9	23 3	24 6
May 1	21 9	22 0	22 3	23 0	23 6
" 8	—	—	24 3	23 6	26 0
" 15	23 9	24 6	24 3	24 0	25 6
" 22	23 3	24 6	24 3	23 0	25 6
" 29	23 3	—	24 3	24 6	25 6
June 5	22 9	22 0	24 3	23 6	24 3
" 12	21 3	—	24 3	22 6	24 0
" 19	24 0	—	24 3	20 8	25 6
" 26	—	24 0	24 0	24 6	24 9
July 3	22 9	24 0	22 9	23 3	23 9
" 10	—	22 6	22 9	24 6	24 6
" 17	22 6	22 0	22 0	24 3	24 3
" 24	22 0	—	22 3	23 0	23 6
" 31	20 9	22 3	22 3	22 11	23 6
August 7	21 3	22 3	22 3	22 3	23 6
" 14	22 3	22 3	—	23 0	22 11
" 21	22 3	22 0	—	23 6	24 0
" 28	22 9	21 6	21 3	23 6	24 1
Sept. 4	22 9	21 6	21 3	24 0	24 9
" 11	24 3	—	22 3	25 6	26 3
" 18	23 9	23 4	23 0	25 0	26 0
" 25	—	23 0	23 3	23 6	23 6
October 2	—	23 3	23 3	23 3	24 0
" 9	23 9	23 0	23 9	25 0	26 0
" 16	—	23 0	23 0	26 6	27 0
" 23	24 6	23 0	23 3	25 6	26 4
" 30	—	23 6	23 3	25 3	26 0
Nov. 6	24 3	25 0	22 3	24 6	24 11
" 13	23 6	—	21 3	24 3	25 6
" 20	—	21 3	21 3	25 9	26 6
" 27	—	—	22 3	25 4	26 9
Dec. 4	26 6	22 0	22 3	26 6	27 3
" 11	26 3	23 0	22 3	28 0	28 3
" 18	—	—	—	28 6	28 9
" 25	—	—	22 3	28 6	29 6
" 30	26 3	—	22 3	28 6	28 9
Mean Price -	23 2	22 11	22 11	24 7	24 11
Highest " -	26 6	27 6	27 9	28 6	29 6
Lowest " -	20 3	20 6	21 3	21 6	22 6

The NAMES of the INSPECTORS under *The Coal Mines Regulation Act*.
The INSPECTION DISTRICTS, the Number of COLLIERIES, and Quantities
of Coal returned to them as raised in 1874.

Name of Inspector.	District.	Number of Collieries, &c.	Total Quantity of Coal raised as returned by the Inspectors.
1. JAMES WILLIS, Newcastle-on-Tyne. W. N. ATKINSON, Ditto.	NORTHUMBERLAND - - -	} 209	Tons.
	North Division of DURHAM - - -		6,464,944
	CUMBERLAND - - -		6,191,054
2. THOMAS BELL, Durham. J. B. ATKINSON, Chilton Moor, Fence Houses.	DURHAM, South Division - - -	} 178	{ 17,911,246
	WESTMORELAND - - -		1,297
3. FRANK N. WARDELL, Wath-on-Deerne, Rotherham. JOHN GERRARD, Wakefield.	YORKSHIRE, West Riding, and LINCOLNSHIRE - - -	} 516	14,827,313
4. THOMAS EVANS, Pen-y-bryn, Derby. ARTHUR H. STOKES, Derby.	DERBYSHIRE - - -	} 416	12,232,296
	NOTTINGHAMSHIRE - - -		
	WARWICKSHIRE - - -		
	LEICESTERSHIRE - - -		
5. THOMAS WYNNE, Gnosall. S. B. GILROY, Stone.	CHESHIRE - - -	} 240	6,289,929
	SHEPESHIRE - - -		
	STAFFORDSHIRE, North - - -		
6. JAMES P. BAKER, Tettenhall, Wolver- hampton. W. B. SCOTT, Wolverhampton.	STAFFORDSHIRE, South, and Wor- CESTERSHIRE - - -	} 487	8,500,000
7. JOSEPH DICKINSON, Pendleton, Man- chester. J. S. MARTIN, Prestwich, Man- chester.	LANCASHIRE, North and East, or the Manchester District, and IRELAND - - -	} 372 42	8,063,974 139,213
8. HENRY HALL, Rainhill, Prescott. J. L. HEDLEY, Fairfield, Liverpool.	LANCASHIRE, St. Helen's and Wigan - - -	} 305	9,875,762
	FLINTSHIRE - - -		
	DENBIGHSHIRE - - -		
	ANGLESEA - - -		
9. LIONEL BROUGH, Clifton, Bristol. THOMAS CADMAN, Newport, Mon- mouthshire.	GLOUCESTERSHIRE - - -	} 383	6,815,787
	SOMERSETSHIRE and DEVONSHIRE - - -		
	MONMOUTHSHIRE - - -		
	PARTS OF GLAMORGANSHIRE AND BRECKNOCKSHIRE - - -		
10. THOMAS E. WALES, Cae Bailey, Swansea. W. GALLOWAY, Swansea.	PARTS OF GLAMORGANSHIRE AND BRECKNOCKSHIRE - - -	} 363	11,452,358
	PEMBROKESHIRE - - -		
	CAERMARTHENSHIRE - - -		
	LANARKSHIRE, West Division AYRESHIRE - - -		
	STIRLINGSHIRE, West Division DUMBAERTONSHIRE - - -		
11. WILLIAM ALEXANDER, Glasgow. J. M. RONALDSON, Glasgow.	RENFREWSHIRE - - -	} 285	6,606,335
	ARGYLESHIRE - - -		
	DUMFRIESHIRE - - -		
	LANARKSHIRE, East Division FIFESHIRE - - -		
	CLACKMANNANSHIRE - - -		
12. RALPH MOORE, Rutherglen, Glas- gow. J. T. ROBSON, Cambuslang, Glas- gow.	HADDINGTONSHIRE - - -	} 366	10,182,326
	EDINBURGHSHIRE - - -		
	LINLITHGOWSHIRE - - -		
	STIRLINGSHIRE, East Division PERTHSHIRE - - -		
	SUTHERLANDSHIRE - - -		
Total for United Kingdom - - -		4,112	126,590,108

NORTHUMBERLAND AND DURHAM.

Mr. JAMES WILLIS, Inspector for NORTH DURHAM, and NORTHUMBERLAND.

		Tons.
Number of Collieries in district, 179	{ Northumberland	- 6,463,550
	{ Durham, North	- 6,180,000

Mr. THOMAS BELL, Inspector for SOUTH DURHAM.

Number of Collieries in district, 176	- 17,900,250
The total production of these Counties being	<u>- 30,543,800</u>

**GROSS PRODUCTION OF COAL IN THE COUNTIES OF
DURHAM AND NORTHUMBERLAND.**

	Tons.
COAL exported to FOREIGN COUNTRIES	- 5,775,036
Coke exported to ditto, 204,924 tons, computed as Coal	- 286,892
COAL sent COASTWISE	- 4,816,160
Coke sent ditto, 22,888 tons, computed as Coal	- 32,030
COAL carried from the coal-field over the railway for LOCAL CONSUMPTION and LAND SALE	} 5,637,290
COAL for railway use	- 626,713
COAL passed over North-Eastern Railway for other districts, see below	} 515,517
Coke carried by railway for local consumption and land sale, 2,376,757 tons, computed as Coal	} 3,327,462
Coke shipped at Hull, 501 10, as Coal	- 701
Coke carried south of Altofts to Carlisle, &c., 1,466,659 tons, computed as Coal	} 2,053,623
Coke for railway use, 15,983 tons, computed as Coal	- 22,376
Total	<u>- 23,093,800</u>
IRON WORKS not included in the above	- 3,500,000
Colliery consumption	- 1,450,000
Local manufactures, iron works beyond the above, and domestic use	} 2,500,000
Total	<u>- 30,543,800</u>

RAILWAY DISTRIBUTION, 1874.

NORTH-EASTERN RAILWAY.

Distribution.	Weight.		Total Weight.
	Tons	cwts.	Tons cwts.
The quantity of Coal carried over the North-Eastern Railway in 1873 for LOCAL CONSUMPTION and LAND SALE from the Durham and Northumberland Coal Fields, and which was distributed over the districts Berwick and Kelso in the North, Carlisle and Tebay in the West, and Leeds, Knottingley, Doncaster, and Altofts in the South	5,687,290	16	
Shipped at Hull, COAL		160	
Carried forward			<u>5,687,451 6</u>

Distribution.	Weight.		Total Weight.	
	Tons	cwts.	Tons	cwts.
Brought forward - - -	-	-	5,687,451	6
For North-Eastern Company's use - - -	-	-	628,713	0
The quantity of <i>Coal</i> passed over the North-Eastern Railway to districts South of Altofts, Knottingley, Doncaster, and Leeds, and also of <i>Coal</i> to places North of Kelso and Berwick, and West of Morpeth, Hexham, Carlisle, and Tebay, being the entire through traffic of <i>Coal</i> - - -	-	-	515,517	16
The quantity of <i>Coke</i> carried over the North-Eastern Railway for LOCAL CONSUMPTION AND LAND SALE between Kelso and Berwick in the North, Carlisle and Tebay in the West, and Leeds, Knottingley, Doncaster, and Altofts in the South - - -	2,376,757	18		
Shipped at Hull, <i>Coke</i> - - -	763	17		
For North-Eastern Company's use, <i>Coke</i> - - -	-	-	2,377,521	15
The quantity of <i>Coke</i> carried over the North-Eastern Railway to districts South of Altofts, Doncaster, Knottingley, and Leeds, and to places North of Kelso and Berwick, and North and West of Morpeth, Hexham, Carlisle, and Tebay, being the entire through traffic of <i>Coke</i> - - -	-	-	15,983	0
	-	-	1,466,659	14
Total carried, COAL and COKE - - -	-	-	10,689,846	11

GREAT NORTHERN RAILWAY from DURHAM.

Carried to Stations—

Between London and Hatfield - - -	Tons.	203,401
„ Welwyn and Peterboro' - - -	-	122,265
„ Tallington and Arksey - - -	-	506
„ Peakirk and Lee - - -	-	11,196
Sibsey and Waltham - - -	-	4,133
Total - - -	-	341,501

Of this Tonnage the following quantities were passed to other lines.

To GREAT EASTERN RAILWAY, viâ Peterboro' - - -	Tons.	90,598
To ditto, ditto, viâ Spalding - - -	-	7,438
To London and North-Western Railway, viâ Sandy - - -	-	26,484
To other Railways, viâ King's Cross - - -	-	59,925
Total - - -	-	183,845

THE MIDLAND RAILWAY.

Carried from other lines in Durham and conveyed over the MIDLAND system - - - Tons.
171,150

THE FURNESS RAILWAY.

Carried from Stockton and Darlington—

Coal - - -	Tons.	8,893
Coke* - - -	-	515,542

* This will probably be in equal quantities from Durham and Lancashire.

COAL and COKE sent COASTWISE to other Ports of the United Kingdom in the Year 1874.

Ports from which Shipped.	Coal.	Coke.	Total.
	Tons.	Tons.	Tons.
Carlisle - - - -	45,000	88	45,088
Berwick - - - -	45	—	45
Newcastle - - - -	2,235,234	20,180	2,255,414
North Shields - - - -	79,689	—	79,689
South Shields - - - -	159,873	—	159,873
Sunderland - - - -	1,744,099	722	1,744,821
Stockton - - - -	200	—	200
Hartlepool - - - -	526,305	102	526,907
Middlesborough - - - -	25,223	1,796	27,019
Total - - - -	4,816,168	22,888	4,839,056

COAL and COKE sent to FOREIGN COUNTRIES.

Ports from which Shipped.	Quantities.			Declared Value.		
	Coal.	Coke.	Total.	Coal.	Coke.	Total.
	Tons.	Tons.	Tons.	£	£	£
Newcastle - - - -	3,149,515	132,158	3,281,673	2,666,748	175,481	2,842,229
North Shields - - - -	480,696	1,859	482,555	398,320	2,658	400,978
South Shields - - - -	145,906	1,869	147,775	128,771	2,302	131,073
Sunderland - - - -	1,410,640	14,826	1,425,466	1,191,756	16,344	1,208,100
Hartlepool - - - -	485,926	23,248	509,174	354,939	29,665	384,604
Middlesborough - - - -	39,982	27,316	67,298	30,248	35,360	65,608
Stockton - - - -	187	—	187	142	—	142
Total - - - -	5,712,852	201,276	5,914,128	4,770,924	261,810	5,032,734

SUMMARY.

		Tons.
Coal sent Coastwise - - - -	-	4,816,168
" to Foreign Countries - - - -	-	5,914,128
* Coke sent Coastwise - - - -	-	34,041
" to Foreign Countries - - - -	-	281,784
Total - - - -	-	11,050,121

* Coke computed as Coal.

SHIPMENTS.

SUMMARY showing the TOTAL QUANTITIES of COAL and COKE sent from the Ports of DURHAM and NORTHUMBERLAND, and from MIDDLESBORO', in 1874, as per Tables following.

Ports.	FOREIGN.		COASTWISE.	
	Coal.	Coke.	Coal.	Coke.
	Tons.	Tons.	Tons.	Tons.
Newcastle - -	3,192,822	136,258	2,235,235	20,180
North and South Shields	354,405	3,580	161,621	—
Blyth - - -	282,861	—	49,103	—
Amble - - -	33,809	—	27,941	—
Sunderland - -	1,321,739	13,514	1,462,905	311
Hartlepool - -	490,670	24,489	553,214	100
Stockton - - -	81	—	200	—
Middlesboro' - -	40,517	27,060	25,223	1,796
Seaham - - -	108,132	23	319,653	—
Total - - -	5,775,036	204,924	4,835,095	22,387

MONTHLY RETURN OF COAL AND COKE EXPORTED TO FOREIGN COUNTRIES FROM THE UNDER-MENTIONED PORTS OF THE COUNTIES OF DURHAM AND NORTHUMBRLAND, AND FROM MIDDLESBRO', IN THE YEAR 1874.

Months.	NEWCASTLE.		NORTH AND SOUTH SHIELDS.		BLITH.		AMBLE.		SUNDERLAND.		HARTLEPOOL.		STOCKTON.		MIDDLESBRO'.		SHEFFHAM.	
	Coals.	Coke.	Coals.	Coke.	Coals.	Coke.	Coals.	Coke.	Coals.	Coke.	Coals.	Coke.	Coals.	Coke.	Coals.	Coke.	Coals.	Coke.
	Tons.	Tons.	Tons.	Tons.	Tons.	Tons.	Tons.	Tons.	Tons.	Tons.	Tons.	Tons.	Tons.	Tons.	Tons.	Tons.	Tons.	Tons.
January	708,642	10,619	33,097	550	14,891	—	3,438	—	66,832	88	17,347	180	—	—	364	411	6,989	23
February	172,230	9,133	21,107	—	12,711	—	1,163	—	70,122	378	31,224	106	10	—	1,343	705	3,882	—
March	232,317	8,106	21,754	—	20,874	—	2,343	—	96,891	941	49,300	3,184	—	—	3,426	1,807	8,059	—
April	241,901	8,024	21,132	—	22,994	—	615	—	137,240	1,491	43,298	2,548	8	—	3,035	2,817	12,174	—
May	358,155	8,677	21,915	—	19,993	—	2,538	—	100,940	872	34,467	2,189	—	—	4,609	2,916	5,011	—
June	283,056	14,359	34,030	360	27,267	—	3,260	—	130,507	288	48,867	2,788	—	—	3,030	1,246	17,678	—
July	351,385	13,313	43,276	976	22,728	—	4,355	—	153,648	1,821	60,737	3,618	—	—	6,598	2,385	18,443	—
August	309,273	9,513	45,701	1,165	26,403	—	2,930	—	138,463	1,342	53,908	2,490	63	—	5,408	2,038	14,037	—
September	349,248	14,301	34,637	288	22,217	—	5,312	—	144,146	919	49,056	2,312	—	—	5,069	4,221	12,458	—
October	334,139	14,217	32,931	160	19,194	—	3,954	—	122,760	3,525	42,885	1,505	—	—	2,315	4,209	3,756	—
November	231,946	16,672	25,850	42	11,190	—	2,245	—	96,125	1,366	34,079	2,129	—	—	2,313	2,445	4,030	—
December	210,530	9,265	18,995	239	9,399	—	1,656	—	74,065	498	35,302	1,440	—	—	2,447	1,310	1,615	—
Total	3,192,822	136,258	354,405	3,580	232,861	—	33,809	—	1,321,759	13,514	440,670	24,489	81	—	40,517	27,060	108,132	23

MONTHLY RETURN of COAL and COKE sent to LONDON and other Ports in the UNITED KINGDOM from the under-mentioned Ports of the DURHAM and NORTHUMBERLAND COAL FIELDS, and from MIDDLESBRO', in the Year 1874.

Months.	NEWCASTLE.		NORTH AND SOUTH SHIELDS.		BLITH.		AMBLE.		SUNDERLAND.		HARTLEPOOL.		STOCKTON.		MIDDLESBRO'.		SEAHAM.	
	Coals.	Coke.	Coals.	Coke.	Coals.	Coke.	Coals.	Coke.	Coals.	Coke.	Coals.	Coke.	Coals.	Coke.	Coals.	Coke.	Coals.	Coke.
	Tons.	Tons.	Tons.	Tons.	Tons.	Tons.	Tons.	Tons.	Tons.	Tons.	Tons.	Tons.	Tons.	Tons.	Tons.	Tons.	Tons.	Tons.
January	194,814	2,940	22,914	—	6,190	—	2,490	—	118,511	40	42,533	—	—	—	700	363	24,773	—
February	144,938	1,109	3,893	—	3,351	—	2,439	—	128,898	—	40,274	10	—	—	1,363	236	26,191	—
March	160,952	2,689	13,508	—	4,213	—	1,908	—	125,326	33	39,697	—	—	—	969	164	21,684	—
April	164,876	3,870	11,083	—	4,239	—	2,338	—	117,864	—	39,717	—	—	—	1,463	123	27,439	—
May	148,983	2,837	8,567	—	3,938	—	3,606	—	117,864	—	21,134	—	—	—	1,774	—	14,047	—
June	183,959	2,737	14,985	—	5,529	—	1,778	—	117,864	—	41,606	—	—	—	1,596	205	25,673	—
July	186,865	1,430	9,841	—	5,469	—	3,035	—	115,646	33	54,718	55	—	—	3,332	135	31,969	—
August	182,229	407	8,344	—	4,329	—	2,511	—	106,110	—	50,622	30	—	—	3,433	294	31,264	—
September	195,500	667	14,967	—	4,059	—	3,264	—	122,960	—	55,542	5	—	—	3,054	80	34,266	—
October	220,506	577	18,084	—	3,006	—	2,157	—	123,048	—	57,377	—	—	—	1,524	40	41,109	—
November	216,570	232	16,452	—	3,189	—	1,457	—	126,302	160	53,687	—	—	—	3,063	86	22,535	—
December	236,143	591	18,933	—	1,651	—	958	—	142,512	45	56,307	—	200	—	2,932	70	18,653	—
Total	2,235,235	20,180	161,621	—	49,108	—	27,941	—	1,462,905	311	533,214	100	200	—	25,223	1,796	319,653	—

WESTMORELAND.

Mr. THOMAS BELL, Inspector.

The Number of Collieries, 2.

The PRODUCTION of COAL, 1,200 tons.

CUMBERLAND.

Mr. JAMES WILLIS, Inspector.

The Number of Collieries, 34.

The PRODUCTION of COAL, 1,102,267 Tons.

DISTRIBUTION.

	Tons.
Coal shipped Coastwise - - - - -	357,224
„ shipped to Foreign Countries - - - - -	2,719
„ carried by London and North-western Railway - - - - -	266,866
„ carried by Maryport and Carlisle Railway - - - - -	245,671
„ carried by Furness Railway to Furness Stations - - - - -	54,787
„ used at Collieries and Iron Works, and for local consumption, <i>estimated</i>	175,000
Total produce of CUMBERLAND - - - - -	<u>1,102,267</u>

RAILWAY DISTRIBUTION.

THE LONDON AND NORTH-WESTERN RAILWAY.

	Tons.
Carried to London and North-western Stations - - - - -	262,719
Do. to Stations on other Companies' Lines - - - - -	4,147
Total carried by London and North-western - - - - -	<u>266,866</u>

THE MARYPORT AND CARLISLE RAILWAY.

	Tons.
Carried from 7 collieries in 1873	282,787
" " 9 collieries in 1874	245,671

" " Mealsgate Station	5,802
" " Aspatria	61,500
" " Bullgill	95,736
" " Dearham Bridge	80,790
" " Maryport	1,853
Total carried by Maryport and Carlisle Railway	<u>245,671</u>

THE FURNESS RAILWAYS.

STATEMENT of COAL and COKE TRAFFIC for Twelve Months ending
31st December 1874.

	Passing over Railway.	Not passing over Railway.
	Tons.	Tons.
COAL :—		
From Coal Fields situated in Furness (Whitehaven district) to Furness stations	32,395	—
Coal Fields situated in Furness (Whitehaven district) to other Companies' stations	22,392	—
Total from Coal Fields in district	54,787	—
From Collieries situated on other Companies' Railways—		
Midland and district to Furness stations	80,313	—
Wigan	193,291	—
Stockton and Darlington	8,898	—
Other stations	29,556	—
" to places beyond Furness line	217	—
Total from other Coal Fields	312,270	—
By Sea ex Vessel—		
Ulverstone Canal	—	5
Barrow Docks	39,017	—
COKE :—		
From other Companies' districts to Furness stations	515,542	—

SUMMARY.

By Rail—Local Coal Fields	54,787	—
Other Coal Fields	312,270	—
By Sea—	39,017	—
Total Coal carried	406,074	—

SHIPMENTS.

COAL sent COASTWISE and to FOREIGN COUNTRIES in the Year 1874.

Ports from which shipped.	Coastwise.	To Foreign Countries.	
	Quantities.	Quantities.	Value.
	Tons.	Tons.	£
Whitehaven - - -	100,245	325	228
Workington - - -	20,774	—	—
Maryport - - -	236,205	2,394	1,561
Total - - -	357,224	2,719	1,789

MONTHLY RETURN of COAL sent to LONDON and other Ports in the UNITED KINGDOM from WHITEHAVEN in the Year 1874.

Months.	Coal.
	Tons.
January - - -	6,292
February - - -	2,448
March - - -	4,495
April - - -	3,105
May - - -	9,970
June - - -	11,362
July - - -	11,082
August - - -	10,691
September - - -	10,822
October - - -	8,995
November - - -	10,886
December - - -	7,825

CHESHIRE.

Mr. THOMAS WYNNE, Inspector.

The Number of Collieries, 36.

The PRODUCTION of COAL, 615,105 tons.

RAILWAY DISTRIBUTION.

	Tons.
The LONDON and NORTH-WESTERN carried to Stations on their own line -	117,624
Do. Do. to other lines -	1,890
Total - -	<u>119,014</u>

LANCASHIRE.

NORTH and EAST of MANCHESTER DISTRICT.

Mr. JOSEPH DICKINSON, Inspector.

The Number of Collieries, 376.

Tons.

 The PRODUCTION of COAL, as returned and estimated 8,095,570

WESTERN or ST. HELEN'S and WIGAN DISTRICT.

Mr. HENRY HALL, Inspector.

The Number of Collieries, 182.

The PRODUCTION of COAL, as returned and estimated 7,442,950Total of LANCASHIRE - - 15,538,520**YORKSHIRE.**

West Riding, Mr. FRANK N. WARDELL, Inspector.

North Riding, Mr. THOMAS BELL, Inspector.

The Number of Collieries, 521.

Total produce of YORKSHIRE :—

	Tons.
Barnsley District - - -	3,145,150
Bradford do. - - -	695,450
Dewsbury do. - - -	455,520
Halifax, Huddersfield, &c. - -	186,150
Leeds and Normanton District - -	4,250,000
Rotherham District - - -	2,525,500
Sheffield and Wakefield - - -	2,595,520
Smaller Districts - - -	959,225
	<u>14,812,515</u>

**DERBYSHIRE, NOTTINGHAMSHIRE, LEICESTERSHIRE,
AND WARWICKSHIRE.**

Mr. THOMAS EVANS, Inspector.

The Number of Collieries, 341.

The PRODUCTION of COAL.

No. of Collieries.	Quantities produced.*
	Tons.
243 DERBYSHIRE - - - -	7,150,570
45 NOTTINGHAMSHIRE - - - -	3,127,750
29 WARWICKSHIRE - - - -	861,500
24 LEICESTERSHIRE - - - -	1,100,465
<u>341</u> Total - - - -	<u>12,230,285</u>

EREWASH VALLEY, LEICESTERSHIRE, AND NORTH AND SOUTH
DERBYSHIRE SALES FOR 1874.

The TOTAL SALES (RAILWAY AND CANAL) in the twelve months ended
December 1874 of the ASSOCIATED COAL OWNERS in the respective
Districts; viz.,—

	Tons.
EREWASH VALLEY - - - -	2,026,013*
LEICESTERSHIRE - - - -	392,937
NORTH DERBYSHIRE - - - -	878,246
SOUTH DERBYSHIRE - - - -	463,832
NOTTINGHAMSHIRE - - - -	163,765
TOTAL - - - -	<u>3,924,790</u>

NOTE.—These quantities do not include the *Local or Land Sales*, nor coals used for
iron-making purposes, only *bona fide* Railway and Canal Sales.

* This quantity includes the Coal sent from Erewash Valley and delivered on
Cromford Canal. This is the produce of 32 collieries. 106,163 tons 10 cwts. were sent
by canal, and 191,983 tons 14 cwts. by railway. The Coals sent by canal were:—

	Tons	cwts.
Hard - - - -	15,643	15
Soft - - - -	36,676	15
Cobbles - - - -	52,888	10
Slack - - - -	959	10
Total - - - -	<u>106,163</u>	<u>10</u>

LEICESTERSHIRE and NORTH DERBYSHIRE Association Sales for the last Ten Years.

Year.	Tons.
1865 By Canal and Railway - -	2,818,154
1866 " " " - -	2,952,788
1867 " " " - -	3,054,303
1868 " " " - -	2,853,512
1869 " " " - -	3,282,625
1870 " " " - -	3,440,374
1871 " " " - -	3,784,212
1872 " " " - -	4,227,381
1873 " " " - -	4,260,704
1874 " " " - -	3,924,790

A STATEMENT of the TOTAL SALES of COAL (Canal and Railway) from the Associated Collieries of the Erewash Valley District for the ten years ending 1874.

Year.	Canal.	Railway.	Total.
	Tons.	Tons.	Tons.
1865	210,440	1,649,542	1,859,982
1866	217,593	1,745,819	1,963,412
1867	196,579	1,749,225	1,945,804
1868	183,145	1,571,474	1,754,619
1869	192,902	1,709,061	1,901,963
1870	148,342	1,776,114	1,924,456
1871	148,926	1,800,502	1,949,428
1872	146,610	1,944,767	2,091,377
1873	124,490	1,921,527	2,046,017
1874	106,163	1,919,853	2,026,017

RAILWAY DISTRIBUTION,

so far as returns have been obtainable, of the Coal raised in CHESHIRE, LANCASHIRE, YORKSHIRE, DERBYSHIRE, NOTTINGHAMSHIRE, LEICESTERSHIRE, and WARWICKSHIRE.

The LONDON and NORTH-WESTERN RAILWAY:—

Carried from LANCASHIRE—	Tons.	Tons.
To Stations on London and North-western line	- 3,862,609	} 4,906,494
Ditto on other lines	- 1,043,885	

LANCASHIRE AND YORKSHIRE RAILWAY:—

Carried from LANCASHIRE	Tons.
Of this quantity there were shipped at the Ports of LIVERPOOL, FLEETWOOD, PRESTON (a small quantity at GOOLE)	- 2,859,742
	- 691,558

The MIDLAND RAILWAY:—

Carried from LANCASHIRE, which it received from another line	- 36,816
--	----------

The MANCHESTER, SHEFFIELD, and LINCOLNSHIRE:—

Carried from LANCASHIRE—	Tons.	Tons.
Forwarded from Wigan to Local Stations	- 6,920	} 10,178
Do. do. to lines beyond their own	- 3,253	
Do. from Ashton-under-Lyne to Local Stations	- 7,926	} 12,487
Do. Do. to Foreign Stations	- 4,561	
Total	- - -	<u>22,504</u>

MANCHESTER, SHEFFIELD, AND LINCOLNSHIRE RAILWAY COMPANY
 carried from Yorkshire, Nottinghamshire, and Derbyshire.

STATEMENT showing the Weight of Coal forwarded from Manchester, Sheffield, and Lincolnshire Stations during the Year ending December 31st, 1874, and delivered at their own stations, and forwarded :—

District from which Coal is obtained.	Quantities.
	Tons.
Yorkshire - - - -	1,233,044
South Yorkshire - - -	2,421,638
Nottinghamshire - - -	4,056
Derbyshire - - - -	331,285
Total - - -	3,990,023

	Tons.
Forwarded to <i>Great Northern line</i> via RETFORD - - -	155,670
Forwarded to <i>Great Northern line</i> via DONCASTER - - -	924,986
Forwarded to <i>North-eastern Railway</i> via DONCASTER - - -	214,133
Forwarded to <i>Midland line</i> via BRIGHTON - - - -	87,272
Forwarded to <i>Midland line</i> via SWINTON - - - -	98,830
Forwarded to <i>Lancashire and Yorkshire line</i> via BARNSELY - - -	78,331
Forwarded to <i>Sundry Foreign Stations</i> - - - -	349,990
Forwarded to places beyond their line - - - -	283,987
The Manchester, Sheffield, and Lincolnshire delivered local stations - - - -	1,931,360
Total - - -	4,124,579

MIDLAND RAILWAY, total weight conveyed in 1874.

	Tons.
From YORKSHIRE - - - -	1,497,738
„ DERBYSHIRE - - - -	5,252,740
„ LEICESTERSHIRE - - -	1,049,664
„ NOTTINGHAMSHIRE - - -	1,005,587
„ WARWICKSHIRE - - - -	162,512
	8,968,241
The Midland Railway received from other lines from YORKSHIRE - - -	102,117
The FURNESS RAILWAY carried from WIGAN to FURNESS Stations - - -	193,291
From MIDLAND Stations to FURNESS Stations - - -	80,313

THE LANCASHIRE AND YORKSHIRE RAILWAY.
Carried from YORKSHIRE - - - 1,756,586 tons.

THE LONDON AND NORTH-WESTERN RAILWAY.		
Carried from YORKSHIRE :	Tons.	Tons.
To Stations on London and North-western line	- 179,231	} 232,028
Ditto on other lines	- 52,797	
Carried from WARWICKSHIRE :		
To Stations on London and North-western line	- 128,874	} 214,124
Ditto on other lines	- 85,250	
Carried from DERBYSHIRE :		
To Stations on London and North-western line	- 30,140	30,140
Carried from LEICESTERSHIRE :		
To Stations on London and North-western line	- 33,667	33,667
Ditto on other lines	- - -	-
		<u>509,959</u>

GREAT NORTHERN RAILWAY.
From YORKSHIRE, DERBYSHIRE, NORTHAMPTONSHIRE, LEICESTERSHIRE,
and WARWICKSHIRE.

To Stations between	Carried from Coal Fields.				
	York- shire, South.	Yorkshire, West Riding.	Derby- shire.	Leicester- shire.	Retford.
	Tons.	Tons.	Tons.	Tons.	Tons.
LONDON and HATFIELD - -	337,073	51,966	159,344	694	72,563
WELWYN and PETERBORO' -	232,652	25,538	102,141	368	78,287
TALLINGTON and ARKSEY -	43,916	7,368	93,064	-	5,503
PEAKIRK and LEA -	92,523	12,552	53,618	-	12,722
DONCASTER and GAINSBORO' -	12,809	-	-	-	-
DONCASTER and HALIFAX -	-	478,327	-	-	-
SIBSEY and WALTHAM - -	34,189	1,297	8,035	-	-
Total -	758,162	577,048	416,202	1,057	184,985

Of the above tonnage the following quantities were handed to other
Companies :—

To GREAT EASTERN Railway, viâ Peterboro' - -	164,684	10,911	17,568	-	61,107
To GREAT EASTERN Railway, viâ Spalding - -	21,416	5,826	-	-	-
To LONDON and NORTH- WESTERN, viâ Sandy -	23,962	10,711	352	-	9,509
To other Railway Com- panies, viâ King's Cross -	84,165	22,779	17,753	-	23,231
Total -	294,227	50,327	35,673	-	93,847

NORTH-EASTERN RAILWAY.

The quantity of COAL carried over the North-eastern Railway from YORKSHIRE and LANCASHIRE Collieries for consumption at places on the North-eastern Railway	644,970	17
The quantity of COKE carried over the North-eastern Railway from YORKSHIRE and LANCASHIRE Collieries for consumption at places on the North-eastern Railway, computed as COAL - - - -	896	0
For shipment at HULL, Coal - - - -	444,030	16
Ditto Coke - - - -	Nil.	-
Ditto at GOOLE, Coal - - - -	15,124	3
Total - - - -	1,105,021	16

CANAL DISTRIBUTION.

The BRIDGEWATER CANALS carried - 782,113 tons.

SHIPMENTS OF COAL FROM LANCASHIRE AND CHESHIRE.

COAL and COKE sent Coastwise to other Ports of the UNITED KINGDOM in the Year 1874.

Ports from which shipped.	Coals.	Coke.
	Tons.	Tons.
Barrow - - -	5	—
Chester - - -	90,049	—
Liverpool - - -	285,298	703
Runcorn - - -	68,447	100
Preston - - -	18,956	—
Fleetwood - - -	56,939	—
Lancaster - - -	1,390	571
Total - - -	521,084	1,374

COAL and COKE sent to FOREIGN COUNTRIES.

Ports from which shipped.	Quantities.		Value.	
	Coal.	Coke.	Coal.	Coke.
	Tons.	Tons.	£	£
Chester - - -	7,959	—	6,874	—
Liverpool - - -	706,240	10,162	689,256	14,698
Runcorn - - -	2,161	—	2,091	—
Preston - - -	240	—	288	—
Fleetwood - - -	862	—	620	—
Barrow - - -	644	—	895	—
Lancaster - - -	95	—	180	—
Total - - -	718,201	10,162	650,154	14,698

SUMMARY.

	Tons.
Coal sent Coastwise - - -	521,084
„ Foreign Countries - - -	718,201
*Coke sent Coastwise, computed as Coal - - -	1,922
„ Foreign Countries, ditto - - -	14,226
Total - - -	1,255,433

MONTHLY RETURN of COALS and COKE exported from the LANCASHIRE COAL FIELDS in the Year 1874.

Month.	Liverpool.	
	Coals.	Coke.
	Tons.	Tons.
January - - -	38,668	274
February - - -	47,912	233
March - - -	52,323	1,134
April - - -	49,416	907
May - - -	54,807	1,266
June - - -	53,931	363
July - - -	63,036	652
August - - -	80,306	1,041
September - - -	80,054	1,004
October - - -	67,530	1,019
November - - -	60,415	753
December - - -	60,335	891
Total - - -	708,333	9,537

MONTHLY RETURN of COALS and COKE sent to LONDON and other Ports in the United Kingdom from the LANCASHIRE COAL FIELDS in the Year 1874.

Month.	Liverpool.	
	Coals.	Coke.
	Tons.	Tons.
January - - -	13,339	—
February - - -	13,367	—
March - - -	18,408	—
April - - -	16,202	—
May - - -	22,856	—
June - - -	27,293	—
July - - -	31,897	—
August - - -	28,988	—
September - - -	31,969	140
October - - -	14,268	—
November - - -	12,608	—
December - - -	18,141	—

COAL sent COASTWISE to other Ports of the UNITED KINGDOM, from YORKSHIRE, DERBYSHIRE, &c.

Ports from which shipped.	Quantities.
	Tons.
Gainsborough - - -	10,106
Hull - - -	98,494
Goole - - -	86,708
Grimsby - - -	14,234
Total - - -	200,542

COAL and COKE sent to FOREIGN COUNTRIES from YORKSHIRE, &c.

Ports from which shipped.	Quantities.		Declared Value.	
	Coal.	Coke.	Coal.	Coke.
	Tons.	Tons.	£	£
Gainsborough - - -	88	—	92	—
Hull - - - - -	505,762	1,088	443,417	1,303
Goole - - - - -	187,202	—	104,622	—
Grimsby - - - -	317,870	77	308,321	116
Total - - - - -	960,922	1,165	866,452	1,419

MONTHLY RETURN of COAL and COKE exported to FOREIGN COUNTRIES from HULL, GOOLE, and GRIMSBY in the Year 1874.

Months.	Hull.		Goole.		Grimsby.	
	Coals.	Coke.	Coals.	Coke.	Coals.	Coke.
	Tons.	Tons.	Tons.	Tons.	Tons.	Tons.
January - - - -	27,691	40	11,344	—	17,498	—
February - - - -	27,295	—	9,982	—	18,180	—
March - - - - -	36,693	—	11,328	—	31,408	—
April - - - - -	31,392	30	11,373	—	13,381	—
May - - - - -	33,893	—	9,812	—	19,616	—
June - - - - -	40,000	—	8,876	—	27,938	37
July - - - - -	53,135	58	9,066	—	23,258	40
August - - - - -	40,873	30	11,608	—	40,417	29
September - - -	52,989	151	12,931	—	39,776	—
October - - - -	47,981	16	11,467	—	40,497	—
November - - -	37,315	373	9,315	—	19,867	—
December - - -	32,191	115	9,969	—	19,941	—

MONTHLY RETURN of COAL sent to LONDON and other Ports in the UNITED KINGDOM from HULL, GOOLE, and GRIMSBY in the Year 1874.

Months.	Hull.	Goole.	Grimsby.
	Tons.	Tons.	Tons.
January - - - -	9,424	9,485	1,615
February - - - -	7,657	5,411	1,268
March - - - - -	10,552	5,151	975
April - - - - -	10,664	5,438	578
May - - - - -	9,275	7,656	1,155
June - - - - -	9,745	7,839	1,594
July - - - - -	7,583	7,330	1,172
August - - - - -	10,076	8,498	1,276
September - - -	3,958	7,969	1,351
October - - - -	3,738	7,265	1,096
November - - -	—	6,671	1,231
December - - -	6,720	7,068	762

SOUTH STAFFORDSHIRE AND WORCESTERSHIRE.

Mr. JAMES P. BAKER, Inspector.

The Number of Collieries, 469.

SOUTH STAFFORDSHIRE COAL returned to the MINES DRAINAGE ASSOCIATION.

	Tons.
TIPTON DISTRICT :—	
Coal, including <i>Slack</i> - - - - -	1,103,896
BILSTON DISTRICT :—	
Coal, including <i>Slack</i> - - - - -	640,926
KINGSWINSFORD DISTRICT :—	
Coal, including <i>Slack</i> - - - - -	787,987
OLD HILL DISTRICT :—	
Coal, including <i>Slack</i> - - - - -	782,193
OLDBURY DISTRICT :—	
Coal, including <i>Slack</i> - - - - -	641,108
Total Returns - - - - -	<u>3,925,555</u>
Returned from other Districts to MINING RECORD OFFICE - - - - -	4,463,788
Total produce of SOUTH STAFFORDSHIRE, &c. - - - - -	<u>8,389,343</u>

	Tons.
Carried out of County by LONDON and NORTH-WESTERN RAILWAY	632,630
Do. do. by MIDLAND RAILWAY - - - - -	60,590
Do. do. by the GREAT WESTERN - - - - -	303,187
Carried by Canal for BIRMINGHAM - - - - -	776,881
Do. for Works in Mining Districts - - - - -	3,114,305
Carried out of County by Canal - - - - -	226,750
Domestic Consumption, in addition to Birmingham - - - - -	1,750,000
Colliery Consumption, &c. - - - - -	1,525,000
Total Produce of SOUTH STAFFORDSHIRE and WORCESTERSHIRE	<u>8,389,343</u>

RAILWAY AND CANAL DISTRIBUTION.

The LONDON and NORTH-WESTERN RAILWAY carried from SOUTH STAFFORDSHIRE and WORCESTERSHIRE :—

	Tons.
To Stations on London and North-western line - - - - -	398,436
Ditto on other lines - - - - -	234,194
TOTAL - - - - -	<u>632,630</u>

MIDLAND RAILWAY.

	Tons.
The Midland Railway carried in 1874 from Staffordshire, received from other lines - - - - -	60,590

GREAT WESTERN RAILWAY.

	Tons.
The Great Western Railway forwarded from South Staffordshire - - - - -	303,187
Ditto ditto received and carried to South Staffordshire. - - - - -	347,527

BIRMINGHAM CANAL NAVIGATIONS.
SYNOPSIS of the TONNAGES in the Year 1874.

	Tons. cwt.	Tons. cwt.	Tons. cwt.
Coal for supply of Birmingham	- - -	776,881 3	
<i>via</i> Worcester Canal	102,130 10		
" " Warwick Canal	67,785 2		
" " Coventry Canal	405 0		
" " Staffordshire and Worcestershire Canal	55,951 10		
" from Whittington to Fazeley	478 15	226,750 17	
" for supply of works in the mining district	-	-	3,114,305 8
Total	-	-	4,117,937 8

STAFFORDSHIRE AND WORCESTERSHIRE CANAL.

COAL passed over the CANAL from the SOUTH STAFFORDSHIRE and EAST WORCESTERSHIRE COAL FIELDS in the Year 1874, 347,527 tons.

	Tons.
The GLOUCESTER and BERKELEY CANAL carried to Gloucester	- 8,109
Do. Do. Do. Stroud Valley	- 11,843
	<u>19,952</u>

NORTH STAFFORDSHIRE.

Mr. THOMAS WYNNE, Inspector.

Number of Collieries, 156.

PRODUCTION.

	Tons.
Sent out of NORTH STAFFORDSHIRE by North Staffordshire Railway	- 674,924
Local Distribution by Railway	- 517,366
Do. by Trent and Mersey Canal	- 271,916
Taken from North Staffordshire by LONDON and NORTH-WESTERN	- 95,070
Do. Do. by GREAT NORTHERN	- 8,820
Coal used at Iron Works, in addition to above	- 1,000,000
Colliery Consumption	- 45,000
Coal used at Potteries, Brick Works, &c., not included in above	- 950,000
Domestic and other Local Consumption	- 750,000
Total of NORTH STAFFORDSHIRE	- 4,313,096

SHROPSHIRE.

Mr. THOMAS WYNNE, Inspector.

The Number of Collieries, 65.

The PRODUCTION of COAL, 1,187,950 tons.

RAILWAY DISTRIBUTION.

	Tons.
The LONDON and NORTH-WESTERN RAILWAY carried to their own Stations	99,532
Do. Do. Do. to other lines	7,559
	<u>107,091</u>

GLOUCESTERSHIRE AND SOMERSETSHIRE.

Mr. LIONEL BROUGH, Inspector.

The Number of Collieries, 127.

The PRODUCTION of COAL for this District:—

	Tons.	Tons.
FOREST OF DEAN, as below	666,997	} 1,147,272
Returns received	387,385	
<i>Estimated</i>	92,890	

The PRODUCTION of COAL for SOMERSETSHIRE.

Returns received	558,684	} 609,684
<i>Estimated</i>	51,000	

COAL raised in the FOREST of DEAN in 1874.

No.	Name of Mine.	Quantity.	No.	Name of Mine.	Quantity.
		Tons.			Tons.
1	Pluckpenney	1,222		Brought forward	404,413
2	Resolution	34,110	35	Little Brockhollands	13,492
3	Speculation	5,605	36	Parkhill	10,500
4	Hopewell Engine	1,004	37	Weaver's Pitching	697
5	Worrall Hill	13,514	38	Yorkley	1,141
6	Bilson	15,467	39	Princess Royal	8,044
7	Crumpmeadow	70,838	40	Trafalgar	75,652
8	Parkend	13,298	41	Bridewell	-
9	New Fancy	46,275	42	Soundwell	73,582
10	Findall Level	9,826	43	Tile Quarry Hill	809
11	Old Furnace	5,849	44	Rudge	12,847
12	Bixslade	5,007	45	Old Leather Pit	-
13	Darkhill	5,219	46	St. Vincent	981
14	Hopewell in Wimberry	6,367	47	Quidchurch	4,047
15	Potlid	734	48	Little Britain	-
16	Thatch	7,554	49	Unity	10,063
17	Vallett's Level	2,030	50	Nagshead	-
18	Oaken and Churchway	1,729	51	East Slade	37,939
19	Newmanshropshire	351	52	Ruerdean Hill	-
20	New Road Level	1,117	53	Regulator, No. 4	3,259
21	Bromley Hill	3,565	54	Hawkins	981
22	Farmer's Folly	6,838	55	Well Level	-
23	Cross Knave	521	56	Brooming Hold	1,968
24	Speedwell	5,906	57	Dog Delf	83
25	Paragon	223	58	New Monsel Level	613
26	Foxes Bridge	82,592	59	Old Fire Engine	10
27	Uncertainty	4,846	60	Royal Forester	411
28	Haywood	14,889	61	Moseley Green Engine	5,036
29	Prosper (on Harrow Hill)	1,944	62	Britannia	367
30	Bailey Hill	207	63	Oldcroft Level	408
31	Morses Level	664	64	Deens Meand	5
32	Phipps Pillowell	639	65	Society	149
33	Flour Mill	9,366			
34	Rose in Hand	25,097			
	Carried forward	404,413		Total	666,997

RAILWAY AND CANAL DISTRIBUTION.

The MIDLAND RAILWAY:—		Tons.
Carried from Gloucestershire	-	225,013
The GREAT WESTERN RAILWAY:—		
Carried from Somersetshire, Radstock	-	204,894
The GLOUCESTER and BERKELEY CANAL:—		
Carried to Gloucester	-	4,338
Do. Stroud Valley	-	657
		4,990

SEA-BORNE COAL.

COAL and COKE sent COASTWISE and exported from the UNITED KINGDOM in the Year 1874.

Ports from which shipped.	Coastwise.		Foreign Countries.	
	Coal.	Coke.	Coal.	Value.
	Tons.	Tons.	Tons.	£
Bristol - - -	—	190	7,168	6,898
Gloucester - - -	201,842	—	3,596	3,398
Total - - -	201,842	190	10,759	10,296

SUMMARY.

	Tons.
Coal sent Coastwise - - -	201,842
Coke sent " - - -	190
Coal sent to Foreign Countries - - -	10,759
Total - - -	<u>212,791</u>

W A L E S.

NORTH WALES.

Mr. HENRY HALL, Inspector.

The Number of Collieries, 122.

The Production of Coal.

FLINTSHIRE - - -	collieries	-	985,500 tons.
DENBIGHSHIRE - - -	"	-	1,435,950 "
ANGLESEA - - -	"	-	3,850 "
Total - - -	-	-	<u>2,425,300 "</u>

RAILWAY DISTRIBUTION.

LONDON AND NORTH-WESTERN.

Carried to stations on their own line	-	434,648	} 464,808 tons.
Do. do. other lines	-	30,160	

THE GREAT WESTERN RAILWAY.

Carried out of district, 854,162 tons.

**MONMOUTHSHIRE, BRECKNOCKSHIRE, AND THE EDGE OF
GLAMORGANSHIRE.**

Mr. LIONEL BROUGH, Inspector.

Number of Collieries, 119.

The Production of Coal.

			Tons.
MONMOUTHSHIRE	-	-	4,225,695
Edge of GLAMORGANSHIRE	-	-	754,125
BRECKNOCKSHIRE	-	-	59,000
			<hr/>
Total	-	-	5,038,820
			<hr/> <hr/>

SOUTH WALES.

Mr. THOMAS E. WALES, Inspector.

The Number of Collieries, 371.

GLAMORGANSHIRE :—

			Tons.
Coal raised in the Parish of Aberdare,	32 Collieries	-	1,963,141
Do. do. Llanwonno,	15	,,	436,081
Do. do. Ystradyfodwg,	25	,,	1,947,936
Do. do. Gelligaer,	34	,,	1,227,477
			<hr/>
Total raised in GLAMORGANSHIRE from Collieries, of			5,574,635
which returns are published -			}
From other Collieries, returned and estimated			- 3,748,000
PEMBROKESHIRE do. do.			- 36,750
CAERMARTHENSHIRE do. do.			- 825,500
			<hr/>
Total	-	-	10,184,885
			<hr/> <hr/>

ABERDARE COAL SALES, distinguishing the COALS used in IRON
MANUFACTURE.

Year.	Exported	Used in Iron Works.	TOTAL.
	Tons.	Tons.	Tons.
1861	1,601,713	189,058	1,790,771
1862	1,999,176	215,279	2,214,455
1863	1,904,275	244,694	2,148,968
1864	1,851,632	196,840	2,048,472
1865	1,756,688	219,676	1,976,364
1866	1,968,932	216,639	2,185,571
1867	1,943,975	108,245	2,052,229
1868	1,984,336	69,173	2,053,509
1869	2,068,570	78,054	2,141,624
1870	1,996,360	74,560	2,070,920
1871	1,758,067	78,887	1,836,954
1872	1,949,383	64,335	2,018,718
1873	1,989,066	65,813	2,054,879
1874	1,895,904	67,337	1,963,141

RETURN of COAL raised in the Parish of ABERDARE, County of GLAMORGAN, for the Year ending December 1874.

Name of Owner.	Name of Colliery.	Exported.	Used at Iron Works.	Total.	Increase on previous Year.	Decrease on previous Year.
		Tons.	Tons.	Tons.	Tons.	Tons.
1. Aberdare Rhondda Steam Coal Co.	Park Pit	24,080	—	24,080	62	—
2. Aberdare Merthyr Steam Coal Co.	Hirwaen	57,800	—	57,800	86,730	—
3. Bwllfa Colliery Co.	Cefn Merthyr	43,853	—	43,853	6,980	—
4. Rhydywaen Coal Co.	Hirwaen	1,822	—	1,822	—	2,117
5. A. Howatson	Bryn Gwyn	—	—	—	—	445
6. John Brogden and Sons	Graig	2,406	—	2,406	—	5,988
7. Ditto	Bwllfa	90,488	—	90,488	—	6,394
8. Ditto	Merthyr Dare	23,130	—	23,130	3,597	—
9. Mordecai Jones	Nantmelyn	78,468	—	78,468	—	8,189
10. Wayne's Merthyr Steam Coal and Ironworks Co.	Gadlys	131,870	12,087	143,957	—	29,387
11. Aberdare Iron Co.	Abernant	210,794	49,854	260,648	34,687	—
12. Samuel Thomas	Ysguborwen	71,632	—	71,632	—	6,198
13. Heath, Evans, and Co.	Werfa	44,491	—	44,491	—	4,585
14. Aberdare Coal Co.	Ysguborwen	75,099	—	75,099	—	12,181
15. Francis Phillips	Abernanty Groes	783	—	783	133	—
16. Burnyeat, Brown, and Co.	Blaennanty Groes	73,017	—	73,017	—	1,086
17. Nixon, Taylor, and Cory	Lletty Shenkin	87,972	—	87,972	2,454	—
18. Powell Duffryn Steam Coal Co.	Deep Duffryn	27,982	—	27,982	—	37,091
19. Ditto	High do.	10,035	—	10,035	—	—
20. Ditto	Old do.	97,325	—	97,325	3,366	15,886
21. Ditto	Middle do.	124,738	—	124,738	—	618
22. Ditto	Lower do.	27,943	—	27,943	—	530
23. Ditto	Cwmdare	48,517	—	48,517	—	4,847
24. Ditto	Abergwawr	52,764	5,396	58,160	—	36,247
25. Ditto	Aberaman	95,968	—	95,968	—	—
26. Ditto	Cwmneol	117,190	—	117,190	2,897	2,461
27. D. Davis and Sons	Fforchaman	56,555	—	56,555	—	8,654
28. Ditto	Blaengwawr	108,172	—	108,172	9,654	—
29. Cwmanan Coal Co.	Abercwmbooy	98,193	—	98,193	—	6,688
30. Kenway and Son	Cwmanan	11,851	—	11,851	—	1,219
31. Rees Bevan	Bedlwyn	10,624	—	10,624	—	2,344
32. William Davies	Fforchneol	302	—	302	—	—
	Abergwawr	302	—	302	302	—
	Totals	1,895,804	67,387	1,963,141	100,812	192,550

Decrease on previous Year - 91,798 Tons.

Coal worked in the Hamlet of Rhigos, but brought to bank in the Parish of Aberdare—Aberdare Rhondda Steam Coal Co.—Hute Pit - 35,920
Coal worked in the Parish of Llanwgonno, but brought to bank in the Parish of Aberdare—Nixon, Taylor, and Cory - Deep Duffryn - 47,576

RETURN of COAL raised in the Parish of LLANWONNO, County of GLAMORGAN, for the Year ending December 1874.

No. of Colliery.	Name of Colliery.	Distribution.	1st Quarter, ended March 31st.	2nd Quarter, ended June 30th.	3rd Quarter, ended Sept. 30th.	4th Quarter, ended Dec. 31st.	Total of each Colliery for the Year.	Total for the Year.	Remarks.	
1	Navigation Colliery	Exported, Steam	Tons. 26,359	Tons. 23,444	Tons. 26,626	Tons. 39,123	Tons. 114,452	Tons. —	Llanwonno Coal raised in Aberdare.	
2	Deep Dyffryn Coal Mine	Exported, Steam	15,866	11,419	6,210	6,875	40,370	—		
3	Forest Colliery	Inland, House	1,478	1,009	1,063	2,137	5,687	—	Llantrissant Coal raised in Llanwonno	
4	Pontynon do.	Inland, House	—	—	—	—	—	—		
5	Carne Park do.	Inland, House	1,102	—	—	—	1,102	—	Llanwonno coal raised in Ystrad.	
6	Darranddu do.	Inland and Exported, House	2,411	2,179	2,086	1,734	8,360	—		
7	Great Western, No. 3	Inland and Exported, House	18,224	15,692	13,033	16,544	58,493	—	Llanwonno coal raised in Ystrad.	
"	Do. No. 2	Inland and Exported, House	2,770	—	—	—	2,770	—		
8	Llanynalyn Colliery	Inland and Exported, House	6,553	5,985	6,323	8,067	26,928	—	Llanwonno coal raised in Ystrad.	
9	Ynyhir Coal Mine	Inland and Exported, House	8,318	7,125	7,659	9,806	32,908	—		
10	Ferndale Colliery	Exported, Steam	16,986	15,243	17,769	22,363	72,461	—	Llanwonno coal raised in Ystrad.	
"	Do.	Exported, Steam	9,203	9,196	11,211	14,430	44,140	—		
11	Monashdy do.	Inland, House	—	63	63	8	134	—	Llanwonno coal raised in Ystrad.	
12	Lan Darranddu do.	Inland, House	266	160	139	315	880	—		
13	Hafod do.	Inland and Exported, House	9,799	8,494	2,315	5,011	26,119	—	Llanwonno coal raised in Ystrad.	
14	Graigwen Darranddu	Inland, House	—	160	420	253	833	—		
15	Typica Colliery	Inland and Exported, House	—	—	—	444	444	—	Llanwonno coal raised in Ystrad.	
Totals			114,335	99,269	95,367	127,110	—	436,081		
			Increase on the year 1873				- - - - -	- - - - -	10,350	

RETURN of COAL raised in the Parish of YSTRADYFODWG, County of Glamorgan, for the Year ending December 1874.

No.	Name of Colliery.	Half Year	Half Year	Total of each Colliery for the Year.
		ended June 30th.	ended December 31st.	
		Tons. cwts.	Tons. cwts.	Tons. cwts.
1	Fern Hill Colliery -	2,132 0	1,824 0	3,956 0
2	North Dunraven do. -	27,269 4	51,458 8	78,727 12
3	South Dunraven do. -	45,824 3	28,856 0	74,680 3
4	Rhondda Merthyr do. -	48,801 0	44,628 9	88,429 9
5	Bute Merthyr do. -	25,002 0	30,735 0	55,737 0
6	Ynysfaio do. -	13,686 0	20,941 4	34,627 4
7	Ynyswen do. -	7,343 9	6,916 12	14,260 1
8	Aberorky do. -	79,283 1	74,161 15	153,444 16
9	Tylacoch do. -	19,319 5	17,259 9	36,578 14
10	Ocean Steam Coal Company's Collieries.	186,105 17	212,039 1	398,144 18
11	Pentre Colliery - -	26,894 0	32,817 8	59,711 8
12	Boedryngallt do. - -	19,603 3	35,554 9	55,157 12
13	Bwlfa do. - -	22,724 0	25,216 1	47,940 1
14	Gelli do. - -	35,886 14	30,482 7	66,369 1
15	Glamorgan Coal Company's Collieries.	126,719 13	150,203 6	276,922 19
16	Blaenclydach Colliery -	11,548 5	16,022 10	27,570 15
17	Cwmclydach do. - -	36,212 14	42,074 4	78,286 18
18	Penygraig do. - -	60,703 5	52,880 6	113,583 11
19	Adare do. - -	9,636 4	8,040 10	17,676 14
20	Brithweunydd do. -	29,085 9	22,262 11	51,298 0
21	Trealaw do. - -	1,519 0	Nil.	1,519 0
22	Dinas do. - -	22,901 7	21,876 5	44,777 12
23	Troedyrhiw do. - -	19,856 13	24,011 17	43,868 10
24	Do. Old Pit do. - -	Nil.	4,016 7	4,016 7
25	Ferndale do. - -	50,884 5	70,267 10	121,151 15
Total for the Year 1874 - - -				1,947,936 0
Ditto for the Year 1873 - - -				1,940,566 0
Increase on previous year - - -				7,370 0

RETURN of COAL raised in the Parish of GELLIGARR, County of Glamorgan, for the Year ending December 1874.

Name of Owner.	Situation of Collieries.	Steam Coal Exported.	House Coal Exported.	Steam Coal used at Iron Works.	House Coal used at Iron Works.	Total Statute Tons.	Increase on previous Year.	Decrease on previous Year.	Small of Steam Coal used at Ironworks and sold.
		Tons.	Tons.	Tons.	Tons.	Tons.	Tons.	Tons.	Tons.
1. Dowlais Iron Co.	Vochriw Pits -	61,390	-	63,504	-	-	-	-	36,868
2. Ditto	Tunnel Pits -	-	-	1,494	-	-	-	-	586
3. Ditto	Pantyaun Lower 4ft. Pit -	25,115	-	2,356	-	-	-	-	6,236
4. Ditto	Mine Pits and Patches -	-	-	3,005	-	467,173	118,745	-	198
5. Ditto	Bargoed Pits -	-	-	22,514	217,284	-	-	-	3,010
6. Ditto	Coly Levels -	-	-	-	58,682	-	-	-	-
7. Rhymney Iron Co.	New Brithdir -	-	11,429	-	-	-	-	-	-
8. Ditto	Senghenydd Common -	34,732	-	109,540	46,407	372,217	26,999	-	5,592
9. Ditto	Tir Phil Pit -	-	1,775	-	58,173	-	-	-	-
10. Ditto	Darran Pit -	-	21,590	-	-	57,611	-	4,502	4,651
11. Powell's Duffryn Steam Coal Co.	New Tredegar -	57,611	-	-	-	-	-	-	-
12. P. T. Woodruff	Old Brithdir -	-	42,302	-	-	42,302	-	-	-
13. Benjamin Wood	Deri Newydd -	-	34,571	-	-	34,571	-	1,894	-
14. E. D. Williams	Penwaun Goch -	-	3,515	-	-	3,515	3,515	-	-
15. Bargoed Coal Co., Limited	Cil Haul -	-	51,493	-	-	-	-	-	-
16. Ditto	Cwm Ileydrew -	-	26,020	-	-	77,513	-	38,182	-
17. Wingfield Coal Co.	Wingfield -	-	25,100	-	-	25,100	-	7,819	-
18. Christopher James	Upper Gwladis -	-	18,060	-	-	-	-	-	-
19. Ditto	Lower Gwladis -	-	28,825	-	-	46,885	-	22,301	-
20. George Batters	Cilfachargoed -	-	6,060	-	-	6,060	-	3,201	-
21. Cargethin Coal Co.	New Rhos Pit -	-	38,348	-	-	38,348	-	29,258	-
22. Prothero Trust	New Place -	-	16,654	-	-	16,654	-	18,643	-

RETURN of COAL raised in the Parish of GELBIGARR, County of Glamorgan, for the Year ending December 1874—continued.

Name of Owner.	Situation of Collieries.	Steam Coal Exported.	House Coal Exported.	Steam Coal used at Iron Works, Iron Works.	House Coal used at Iron Works.	Total Statute Tons.	Increase on previous Year.	Decrease on previous Year.	Small of Steam Coal used at Ironworks and sold.
		Tons.	Tons.	Tons.	Tons.	Tons.	Tons.	Tons.	Tons.
23. Thomas Thomas and Wm. Lewis.	Hengoed - - -	-	7,607	-	-	7,607	3,326	-	-
24. William Davies and Sons -	Penrhiwfeilin - -	-	5,304	-	-	5,304	3,736	-	-
25. David James, Williams, and Davies.	Glyngaer - - -	-	2,146	-	-	2,146	2,146	-	-
26. Richard Evans - - -	Pottery - - -	-	641	-	-	641	641	-	-
27. Letch and Cope - - -	Glanddu - - -	-	5,269	-	-	5,269	-	1,641	-
28. Ditto - - -	Pentrepoeth - -	-	10,916	-	-	10,916	-	9,849	-
29. W. S. Cartwright - - -	Tophill - - -	-	15,984	-	-	15,984	-	7,481	-
30. Powell's Gelligaer Coal Co.	Llancaisach - - -	-	35,684	-	-	35,684	-	-	-
31. Ditto - - -	Gelligaerwell - -	-	19,724	-	-	19,724	7,105	-	-
32. Ditto - - -	Ditto - - -	-	1,983	-	-	1,983	-	-	-
33. William and Edward Beddoe	Penalta Level - -	-	31,650	-	-	31,650	1,325	-	-
34. William Lewis - - -	Bontnewydd - - -	-	2,620	-	-	2,620	-	860	-
		179,348	465,270	202,313	380,546	1,227,477	161,888	147,119	47,091

Increase on previous Year - 14,719 Tons.
 Coal worked in the Parish of Merthyr, but brought to bank in the Parish of Gelligaer, Dowlais Iron Co.—Vochriw Ffys - 52,350
 Coal worked in the Parish of Llanvabon, but brought to bank in the Parish of Gelligaer—Powell's Gelligaer Coal Co., Gelligaerwell and Llancaisach Ffys - 25,333
 LARGE. SMALL.
 Tons - 77,863 10,335

RAILWAY AND CANAL DISTRIBUTION FROM SOUTH WALES.

	Tons.
The GREAT WESTERN RAILWAY carried	3,427,576
The LONDON and NORTH-WESTERN RAILWAY carried to—	
Stations on their own line	292,806
Ditto on other Companies' lines	147,187
The MIDLAND RAILWAY carried from South Wales in 1874	154,876
Received from another Railway	86,151
The GREAT NORTHERN RAILWAY carried, which it received from another Railway, to Stations between London and Hatfield	11,184

TAFF VALE RAILWAY.

COAL AND COKE CARRIED IN EACH OF THE FOLLOWING YEARS :—

Railway Distribution.	1871.	1872.	1873.	1874.
	Tons.	Tons.	Tons.	Tons.
To Cardiff and Penarth Junction -	2,951,818	3,219,801	3,423,925	3,548,364
Sold retail - - -	406,657	413,842	388,261	345,706
To Quaker's Yard Junction -	84,882	124,464	237,680	154,805
To Mountain Ash Junction -	52,254	380,608	364,006	182,272
Conveyed over by other railways -	98,821	104,171	93,185	106,857
To Brecon and Merthyr Junction	—	21,017	24,296	10,485
To Walnut Tree Junction -	—	103	1,288	4,789
Totals - - -	3,593,932	4,213,506	4,527,641	4,852,778

	Tons.
MONMOUTHSHIRE RAILWAY and CANAL Company	2,120,700
NEATH and BRECON RAILWAY	164,525
LLANELLY RAILWAY.—Coal and Coke	207,138
LLYNYI and OGMORE RAILWAY	549,919

GLOUCESTER and BERKELBY CANAL:—	Tons.
Carried Welsh Coal to Gloucester	12,323
Do. Stroud Valley	657
	12,980

MID-WALES RAILWAY :—	
Received from other lines	7,911
Through traffic	30,765
	38,676

SOUTH WALES.

COAL and COKE sent COASTWISE to other Ports of the UNITED KINGDOM in the Year 1874.

Ports from which shipped.	Coal.	Coke.	Total.
	Tons.	Tons.	Tons.
Cardiff - - -	887,869	775	888,144
Newport - - -	685,898	—	685,898
Swansea - - -	255,840	796	256,636
Neath - - -	217,967	60	218,027
Port Talbot - - -	11,881	—	11,881
Port Cawl - - -	98,052	100	98,152
Llanelly - - -	127,989	—	127,989
Milford - - -	88,785	—	88,785
Total -	2,268,781	1,731	2,270,512

Sent to FOREIGN COUNTRIES.

Ports from which shipped.	Quantities.		Declared Value.	
	Coal.	Coke.	Coal.	Coke.
	Tons.	Tons.	£	£
Newport - - -	870,157	1,102	388,395	1,275
Cardiff - - -	2,982,800	9,396	2,786,224	14,125
Swansea - - -	506,123	4,622	428,444	5,322
Neath - - -	56,584	—	37,364	—
Port Talbot - - -	4,707	—	4,729	—
Port Cawl - - -	9,964	—	7,625	—
Llanelly - - -	96,466	—	64,413	—
Milford - - -	395	—	379	—
Total -	3,977,196	15,120	3,662,573	20,722

SUMMARY.

Coal and Coke sent Coastwise - - -	{	Coals - - -	2,268,781
		Coke - - -	1,731
Do. do. to Foreign Countries {		Coals - - -	3,977,196
		Coke - - -	15,120
Total - - -			6,262,828

MONTHLY RETURN of COALS and COKE sent to LONDON and other Ports of the UNITED KINGDOM from the under-mentioned Ports in SOUTH WALES in the Year 1874.

Months.	SWANSEA.		CARDIFF.		LLANELLY.		NEWPORT.	
	Coals.	Coke.	Coals.	Coke.	Coals.	Coke.	Coals.	Coke.
	Tons.	Tons.	Tons.	Tons.	Tons.	Tons.	Tons.	Tons.
January -	15,321	—	56,121	202	10,439	—	51,927	—
February -	19,685	230	52,237	120	6,240	—	42,800	—
March -	19,896	—	62,233	80	7,295	—	52,281	82
April -	18,025	—	62,945	75	8,899	—	53,388	189
May -	20,800	—	73,153	75	13,580	—	64,230	—
June -	22,798	262	55,175	—	16,666	—	55,723	80
July -	23,328	—	87,200	150	12,418	—	70,932	—
August -	19,781	—	70,506	62	9,613	—	49,401	25
September -	26,802	190	68,539	20	9,120	—	56,425	25
October -	26,723	—	77,550	—	12,948	—	57,762	136
November -	24,543	4	84,497	50	11,201	—	74,309	90
December -	21,695	35	82,228	60	9,394	—	56,093	—

MONTHLY RETURN of COALS and COKE exported to FOREIGN COUNTRIES from the under-mentioned Ports in SOUTH WALES in the Year 1874.

Months.	CARDIFF.		SWANSEA.		NEWPORT.		LLANELLY.	
	Coals.	Coke.	Coals.	Coke.	Coals.	Coke.	Coals.	Coke.
	Tons.	Tons.	Tons.	Tons.	Tons.	Tons.	Tons.	Tons.
January -	258,470	98	51,600	70	35,372	—	8,064	—
February -	227,251	520	43,294	—	31,391	—	7,332	—
March -	249,616	473	56,601	496	39,254	—	8,721	—
April -	204,240	64	44,667	52	33,284	20	10,338	—
May -	213,943	386	51,579	65	25,471	—	12,779	—
June -	72,082	646	47,163	486	23,789	49	10,620	—
July -	235,570	642	49,481	240	25,669	181	10,112	—
August -	260,751	1,506	54,782	408	34,214	62	4,261	—
September -	245,823	1,329	48,835	957	34,145	7	8,852	—
October -	316,808	385	46,372	454	36,832	52	6,097	—
November -	280,012	100	51,292	253	27,270	—	4,325	—
December -	258,972	980	37,057	120	27,030	—	4,673	—

SCOTLAND.**THE WESTERN DISTRICT :**

Mr. WILLIAM ALEXANDER, Inspector.

The Number of Collieries, 284.

	Tons.
The PRODUCTION of COAL - - -	6,606,886

THE EASTERN DISTRICT :

Mr. RALPH MOORE, Inspector.

The Number of Collieries, 320.

The PRODUCTION of COAL - - -	10,182,326
Total - - -	<u>16,788,661</u>

RAILWAY DISTRIBUTION.

1874.

By NORTH BRITISH RAILWAY for Twelve Months ending January 31st, 1875.

Coal received from the following Districts :—

	Tons.
CANOBIE - - - - -	46,082
FIFESHIRE - - - - -	914,076
MONKLANDS - - - - -	2,303,084
PLASHETTS - - - - -	45,410
THE LOTHIANs - - - - -	438,488
OTHER COLLIERIES ON BORDER SECTION*	94,721
Total Coals carried - - -	<u>3,841,856</u>

* This quantity is made up as follows :—

	Tons.
Langholm - - - - -	4
Abbey - - - - -	117
Riccarton - - - - -	11,020
Gretna - - - - -	179
Carlisle - - - - -	80,142
Silloth - - - - -	118
Falston - - - - -	192
Bellingham - - - - -	282
Reedmouth - - - - -	6,799
Woodburn - - - - -	110
Scotsgap - - - - -	1,097
Morpeth - - - - -	4,605
Wall - - - - -	39,922
Hexham - - - - -	139
Total - - - - -	<u>94,721</u>

By THE CALEDONIAN RAILWAY :—

STATEMENT showing the Tonnage of Coal and Dross produced from the Pits on the Caledonian Line.

				Tons.
Gross Output of Pits in Lanarkshire	-	-	-	5,365,731
Ditto ditto Stirlingshire	-	-	-	65,802
Ditto ditto Edinburghshire	-	-	-	41,725
Ditto ditto Renfrewshire	-	-	-	11,203
Ditto ditto Linlithgowshire	-	-	-	23,940
Ditto ditto Dumbartonshire	-	-	-	358
Seaborne Coal received at Shipping Ports for conveyance In-land	-	-	-	34,771
Total				<u>5,443,525</u>

SUMMARY of DISTRIBUTION.

				Tons.
Carried for Shipment	-	-	-	1,171,338
Passed to other Railway Companies	-	-	-	673,844
Used by the Company for Locomotives and Stations	-	-	-	382,485
Shipped at Dundryan Basin, Forth and Clyde Canal	-	-	-	61,869
Used by the Public, including Iron Works	-	-	-	3,153,989
Total				<u>5,443,525</u>

THE GLASGOW AND SOUTH-WESTERN RAILWAY.

				Tons.
Carried for Home Use	-	-	-	912,552
„ Shipment	-	-	-	1,129,806
Total Coal Traffic				<u>2,042,358</u>

SEA-BORNE COAL.

COAL sent COASTWISE to other Ports of the UNITED KINGDOM in the Year 1874.

Ports from which shipped.	Coal.
Leith - - - - -	Tons. 12,076
Granton - - - - -	45,463
Borrowstoness - - - - -	13,771
Grangemouth - - - - -	1,436
Alloa - - - - -	9,940
Kirkcaldy - - - - -	60,140
Dundee - - - - -	2,688
Wick - - - - -	237
Campbeltown - - - - -	4,201
Greenock - - - - -	19,102
Port Glasgow - - - - -	8,463
Glasgow - - - - -	197,898
Ardrossan - - - - -	160,162
Troon - - - - -	368,451
Ayr - - - - -	185,639
Wigtown - - - - -	125
Total - - - - -	1,079,792

Sent to FOREIGN COUNTRIES.

Ports from which shipped.	Quantities.		Declared Value.	
	Coal.	Coke.	Coal.	Coke.
Leith - - -	Tons. 279,612	Tons. 724	£ 215,391	£ 1,161
Granton - - -	143,407	—	108,082	—
Borrowstoness - - -	257,731	30	171,713	43
Allea - - -	74,868	—	40,589	—
Grangemouth - - -	177,780	79	122,549	142
Kirkcaldy - - -	169,011	—	108,077	—
Dundee - - -	72,712	—	51,951	—
Aberdeen - - -	1,455	—	1,805	—
Kirkwall - - -	6	—	9	—
Greenock - - -	164,756	378	123,384	575
Peterhead - - -	19	—	23	—
Port Glasgow - - -	17,329	—	10,896	—
Stornoway - - -	63	—	95	—
Glasgow - - -	235,543	3,681	166,577	5,554
Ardrossan - - -	93,909	42	48,622	45
Troon - - -	198,005	61	107,188	61
Ayr - - -	6,737	—	3,863	—
Total - - -	1,892,943	4,995	1,280,814	7,581

SUMMARY.				Tons.
COAL sent Coastwise	-	-	-	1,079,792
COAL sent to Foreign Countries	-	-	-	1,892,943
Coke do. do.	-	-	-	4,995
Total	-	-	-	<u>2,977,780</u>

MONTHLY RETURN of COAL sent to LONDON and other Ports of the UNITED KINGDOM from the under-mentioned Ports in SCOTLAND adjacent to the Coal Fields, in the Year 1874.

Months.	Troon.	Ardrossan.	Ayr.	Irvine.	Alloa.	Borrow- stoness.	Charlestown.	Saint David's.	Granton.
January	Tons. 21,192	Tons. 14,229	Tons. 6,625	Tons. 4,555	Tons. 388	Tons. 1,351	Tons. —	Tons. —	Tons. —
February	18,752	9,946	15,063	5,948	586	462	140	—	—
March	25,261	10,046	12,788	4,215	433	491	—	—	—
April	21,659	13,890	15,670	7,329	625	1,196	—	—	—
May	15,209	12,536	15,794	4,152	625	770	—	—	—
June	20,722	16,420	16,519	5,800	1,355	508	—	—	—
July	18,363	14,872	12,906	6,612	1,388	740	—	—	4,625
August	29,248	12,446	19,525	7,214	959	3,969	—	—	2,826
September	31,722	12,803	18,163	6,846	485	3,764	—	—	3,637
October	34,859	12,986	17,714	9,001	487	4,105	—	—	3,901
November	24,965	14,807	18,618	7,440	1,039	2,113	—	—	1,782
December	30,177	12,683	16,254	6,716	1,240	2,049	—	—	4,615

MONTHLY RETURN OF COAL EXPORTED TO FOREIGN COUNTRIES FROM THE UNDER-MENTIONED PORTS IN SCOTLAND ADJACENT TO THE COAL FIELDS, IN THE YEAR 1874.

Months.	Glasgow.	Port Glasgow.	Greenock.	Gragemouth.	Alicia.	Charlestown.	Bortowstones.	Ayr.	Irvine.	Troon.	Androssan.	Saint David's.	Granton.
	Tons.	Tons.	Tons.	Tons.	Tons.	Tons.	Tons.	Tons.	Tons.	Tons.	Tons.	Tons.	Tons.
January	22,286	611	5,420	8,555	2,342	3,372	2,040	480	—	14,775	4,652	—	—
February	13,120	—	9,030	6,776	2,099	6,176	1,881	150	—	17,524	8,556	533	—
March	18,394	800	2,933	11,470	8,120	14,786	3,198	912	—	12,817	4,385	5,065	—
April	12,071	3,784	23,192	9,876	5,075	13,451	6,722	1,754	137	14,468	4,598	4,704	—
May	12,513	457	7,679	10,115	7,382	13,018	3,052	388	350	13,273	9,280	5,894	—
June	13,916	1,473	13,470	17,191	7,641	18,526	6,136	300	—	9,614	6,484	5,846	—
July	23,585	2,540	25,398	20,218	9,934	15,670	6,093	600	381	12,981	12,676	3,409	13,273
August	22,744	1,434	21,024	17,637	6,177	16,885	7,663	60	—	13,656	7,617	5,517	16,533
September	24,898	2,743	18,011	23,230	5,593	12,489	11,400	608	—	18,537	9,972	3,589	15,068
October	29,025	2,102	19,122	18,386	7,698	7,815	8,161	667	—	22,472	10,830	329	7,632
November	24,076	—	6,615	14,743	6,348	5,131	5,213	534	—	23,346	5,349	672	11,641
December	16,130	990	11,025	14,782	5,552	13,023	7,194	190	—	17,272	10,975	2,762	12,462

IRELAND.

MR. JOSEPH DICKINSON, Pendleton, Manchester, Inspector.

NUMBER OF COLLIERIES WORKING, 42.

PRODUCTION OF COAL, 139,213 tons.

COAL sent to FOREIGN COUNTRIES.

Port from which shipped.	Quantities.	Value.
	Coal.	Coal.
Dublin - - -	Tons. 170	£ 170
Belfast - - -	850	646
Dundalk - - -	140	98
Total - - -	1,160	914

GENERAL STATEMENTS

respecting the SHIPMENTS of COAL.

TOTAL QUANTITIES shipped at the various PORTS of GREAT BRITAIN
for the three Years ending 1874.

Sent COASTWISE to other PORTS of the UNITED KINGDOM.

Description.	1872.	1873.	1874.
	Tons.	Tons.	Tons.
Coal - - -	10,119,420	10,448,464	9,554,802
Coke - - -	17,377	20,341	27,247
Patent Fuel - - -	19,061	28,630	27,175
Total - - -	10,155,858	10,497,435	9,609,224

EXPORTED to FOREIGN COUNTRIES in 1872, 1873, and 1874.

Description.	1872.	1873.	1874.
	Tons.	Tons.	Tons.
Coal - - -	12,712,218	12,077,507	13,381,071
Coke - - -	279,022	261,649	236,240
Patent Fuel - -	207,241	278,410	309,894
Total -	13,198,494	12,617,566	13,927,205

DECLARED VALUE of the QUANTITIES exported to FOREIGN COUNTRIES.

Description.	1872.	1873.	1874.
	£	£	£
Coal - - -	9,858,418	12,370,638	11,359,458
Coke - - -	394,568	499,995	314,246
Patent Fuel - -	189,335	317,878	310,917
Total -	10,442,321	13,188,511	11,984,621

COAL received COASTWISE at the various PORTS of ENGLAND, SCOTLAND, and IRELAND, in each of the Years 1872, 1873, and 1874.

ENGLAND.

Ports at which received.	Coal.		
	1872.	1873.	1874.
	Tons.	Tons.	Tons.
London - - -	2,548,918	2,665,680	2,727,719
Rochester - - -	423,502	488,342	488,179
Faversham - - -	113,586	121,177	118,989
Ramsgate - - -	27,869	28,213	29,421
Deal - - -	12,171	11,058	10,377
Dover - - -	50,425	53,800	52,862
Folkestone - - -	52,255	58,508	54,058
Rye - - -	49,154	35,811	27,359
Newhaven - - -	50,252	46,006	48,859
Shoreham - - -	95,370	82,939	72,582
Littlehampton - - -	86,344	81,696	30,778
Portsmouth - - -	179,608	136,846	159,818
Cowes - - -	64,569	66,644	64,034
Southampton - - -	288,886	234,922	138,278
Poole - - -	47,632	43,646	39,520
Weymouth - - -	27,008	27,948	24,479
Bridport - - -	5,097	3,294	4,632
Lyme - - -	4,082	3,744	3,897
Exeter - - -	49,647	33,419	32,410
Teignmouth - - -	58,933	57,079	56,867
Dartmouth - - -	40,591	41,265	37,521
Plymouth - - -	297,015	355,508	297,529
Fowey - - -	82,593	96,541	84,375
Truro - - -	75,551	70,546	60,377
Falmouth - - -	50,257	50,834	44,288
Penzance - - -	69,971	64,850	56,036
Scilly - - -	1,722	1,891	2,116
Hayle - - -	190,888	194,258	161,992
Padstow - - -	41,839	40,531	35,149
Bideford - - -	33,737	24,540	27,917
Barnstaple - - -	83,750	87,946	69,068
Bridgewater - - -	271,239	306,355	262,761
Bristol - - -	350,929	342,263	362,207
Gloucester - - -	20,351	18,143	15,528
Chepatow - - -	7,423	4,976	4,620
Cardiff - - -	1,879	—	1,221
Swansea - - -	3,321	2,092	1,094
Llanely - - -	3,221	1,184	3,781
Milford - - -	11,395	11,867	13,770
Cardigan - - -	4,462	4,262	16,379
Aberystwith - - -	8,998	8,919	9,900
Carnarvon - - -	35,978	33,770	33,056
Beumaris - - -	36,796	30,296	27,152
Douglas, I. M. - - -	36,800	26,012	34,231
Castletown, I. M. - - -	10,962	9,637	9,168
Ramsay, I. M. - - -	8,450	7,602	7,990
Liverpool - - -	123,306	150,308	140,225
Runcorn - - -	—	450	100
Fleetwood - - -	12,499	6,936	353
Lancaster - - -	13,459	—	—
Barrow-in-Furness - - -	2,253	19,917	30,198
Whitehaven - - -	1,408	4,931	7,322
Workington - - -	1,790	3,501	1,175
Berwick - - -	5,628	6,126	7,358
South Shields - - -	—	1,330	—

ENGLAND—cont.

Ports at which received.	Coal.		
	1872.	1873.	1874.
	Tons.	Tons.	Tons.
Sunderland - - -	288	—	1,201
Stockton - - -	574	829	61
Middlesborough - - -	1,405	1,963	180
Whitby - - -	15,387	17,768	2,847
Scarborough - - -	12,678	13,077	16,261
Gainsborough - - -	—	—	1,375
Hull - - -	2,679	2,922	4,388
Grimsby - - -	3,632	—	2,184
Boston - - -	12,782	8,390	8,778
Wisbeach - - -	7,617	5,401	6,597
Lynn - - -	56,589	48,361	35,014
Wells - - -	15,473	14,582	9,360
Yarmouth - - -	100,027	89,315	88,650
Lowestoft - - -	64,180	70,540	62,157
Woodbridge - - -	15,026	14,236	11,985
Ipswich - - -	47,010	51,594	35,512
Harwich - - -	29,792	26,962	20,286
Colchester - - -	83,000	23,719	19,461
Maldon - - -	56,451	50,247	43,860
Total - - -	6,549,803	6,700,265	6,529,899

SCOTLAND.

Ports at which received.	Coal.		
	1872.	1873.	1874.
	Tons.	Tons.	Tons.
Leith - - -	42,444	29,996	3,492
Borrowstoness - - -	—	—	681
Grangemouth - - -	2,639	2,680	14,445
Kirkcaldy - - -	4,741	3,207	3,299
Perth - - -	2,419	2,030	1,906
Dundee - - -	145,750	136,572	139,979
Arbroath - - -	30,993	31,415	27,905
Montrose - - -	43,072	48,590	42,534
Aberdeen - - -	209,932	216,874	191,612
Peterhead - - -	23,027	23,434	21,081
Banff - - -	27,704	25,338	26,112
Inverness - - -	77,865	66,630	69,393
Wick - - -	16,684	14,636	15,587
Kirkwall - - -	8,743	9,105	9,158
Lerwick - - -	2,212	3,536	2,900
Stornoway - - -	2,008	2,091	2,587
Campbeltown - - -	23,418	3,189	24,894
Glasgow - - -	3,762	7,274	5,689
Port Glasgow - - -	245	1,276	547
Greenock - - -	5,733	9,465	39,412
Ardrossan - - -	1,210	1,878	2,161
Troon - - -	—	375	516
Ayr - - -	461	134	—
Stranraer - - -	13,614	9,335	10,511
Wigtown - - -	13,781	12,034	9,931
Dumfries - - -	6,608	4,591	4,036
Total - - -	709,065	665,685	670,368

IRELAND.

Ports at which received.	Coal.		
	1872.	1873.	1874.
	Tons.	Tons.	Tons.
Dublin - - -	802,036	805,095	671,697
Wexford - - -	49,045	44,929	42,650
New Ross - - -	25,910	20,700	19,651
Waterford - - -	138,441	135,064	124,460
Youghal - - -	27,297	23,405	20,822
Cork - - -	332,423	275,568	206,050
Skibbereen - - -	14,684	11,466	10,259
Tralee - - -	9,342	10,576	8,294
Limerick - - -	62,225	51,335	57,059
Galway - - -	13,932	14,112	16,557
Westport - - -	1,914	3,358	2,968
Ballina - - -	2,882	2,510	2,303
Sligo - - -	17,241	17,161	17,327
Londonderry - - -	90,359	97,154	74,613
Coleraine - - -	21,408	21,923	17,008
Belfast - - -	764,341	786,940	702,109
Newry - - -	113,653	115,850	100,356
Dundalk - - -	77,740	76,780	72,839
Drogheda - - -	47,038	48,743	46,523
Total - - -	2,611,911	2,562,619	2,213,545

SUMMARY.

	Coal.			Patent Fuel.		
	1872.	1873.	1874.	1872.	1873.	1874.
	Tons.	Tons.	Tons.	Tons.	Tons.	Tons.
England -	6,549,803	6,700,265	6,529,899	16,136	21,233	27,431
Scotland -	709,065	665,685	670,368	1,330	61	122
Ireland -	2,611,911	2,562,619	2,213,545	1,095	1,702	25
Total	9,870,779	9,928,569	9,413,812	18,561	22,996	27,578

COAL and COKE.

COUNTRIES receiving the Principal Exports in the Year 1874.

Countries to which exported.	Quantities exported.		Declared Value.	
	Coal.	Coke.	Coal.	Coke.
	Tons.	Tons.	£	£
Russia : Northern Ports - -	689,281	20,938	591,248	27,168
" Southern Ports - -	173,001	215	153,195	253
Sweden - - - - -	577,537	22,733	488,423	29,031
Norway - - - - -	306,736	12,547	232,490	15,587
Denmark - - - - -	657,933	4,356	517,236	5,902
Germany - - - - -	2,026,296	30,585	1,589,855	36,710
Heligoland - - - - -	233	—	121	—
Holland - - - - -	444,920	2,289	382,975	2,722
Belgium - - - - -	229,125	70	176,109	103
Channel Islands - - - - -	62,345	54	54,114	85
France - - - - -	2,279,189	2,220	1,784,949	2,467
Portugal, Azores, and Madeira - -	227,179	1,929	206,041	2,914
Spain and Canaries - - - - -	476,041	68,278	458,081	90,824
Gibraltar - - - - -	139,015	56	128,405	97
Italy - - - - -	896,399	12,964	758,587	18,933
Austrian Territories - - - - -	82,968	1,421	71,478	1,741
Malta - - - - -	312,185	59	298,845	65
Greece - - - - -	65,612	13,694	60,545	15,693
Turkey - - - - -	298,869	489	267,331	570
Wallachia and Moldavia - - - - -	22,042	470	18,535	495
Egypt - - - - -	617,573	—	576,161	—
Tripoli and Tunis - - - - -	2,346	—	2,099	—
Algeria - - - - -	27,742	—	22,484	—
Morocco - - - - -	—	—	—	—
Western Coast of Africa - - - - -	76,930	—	79,512	—
Ascension - - - - -	2,966	—	2,959	—
St. Helena - - - - -	21	—	28	—
British Possessions in South Africa - -	44,141	142	42,988	359
Eastern Coast of Africa - - - - -	11,888	—	11,731	—
Mauritius - - - - -	16,502	142	14,358	308
Arabia : Aden - - - - -	145,949	—	139,906	—
" Muscat - - - - -	1,600	—	1,280	—
Persia - - - - -	1,886	—	1,970	—
British India : Continental Territories - -	370,519	7,384	315,563	11,042
" Straits Settlements - - - - -	200,630	21	193,630	45
" Ceylon - - - - -	65,946	107	58,817	198
Java - - - - -	45,162	677	41,536	1,239
— Other Dutch Possessions in				
India - - - - -	13,499	—	12,330	—
Philippine Islands - - - - -	1,966	—	1,801	—
Siam - - - - -	—	210	—	446
China and Hong Kong - - - - -	54,639	597	54,261	1,512
Japan - - - - -	7,966	233	7,251	545
Australia - - - - -	14,728	1,098	13,772	2,188
Islands in the Pacific - - - - -	247	—	191	—
British North America - - - - -	185,849	904	187,531	1,115

COUNTRIES receiving Principal Exports—*continued.*

Countries to which exported.	Quantities exported.		Declared Value.	
	Coal.	Coke.	Coal.	Coke.
	Tons.	Tons.	£	£
United States of America :				
On the Atlantic - - -	39,546	231	45,850	438
On the Pacific - - -	71,610	292	55,606	508
British West Indies - - -	133,171	220	106,417	447
Foreign West Indies - - -	289,124	122	249,333	180
Mexico - - - - -	2,152	—	2,089	—
Central America - - -	1,718	—	1,652	—
United States of Columbia (New Granada) - - - - -	5,470	—	4,554	—
Venezuela - - - - -	970	1	917	1
Ecuador - - - - -	645	—	962	—
Peru - - - - -	122,790	1,134	116,291	1,254
Bolivia - - - - -	2,919	313	2,049	406
Chili - - - - -	201,078	9,680	159,119	12,560
Brazil - - - - -	372,322	10,262	376,833	15,692
Uruguay - - - - -	179,720	722	174,669	967
Argentine Republic - - -	80,205	6,381	98,846	11,436
Falkland Islands - - -	80	—	104	—
Total - - - - -	13,381,071	286,240	11,359,458	314,246

COAL and COKE sent COASTWISE from Ports distant from Coalfields
in the Year 1874.

Ports from which shipped.	Coal.	Coke.	Total.
	Tons.	Tons.	Tons.
London - - - - -	63,105	—	63,105
Rochester - - - - -	35,640	385	36,025
Faversham - - - - -	100	—	100
Ramsgate - - - - -	101	—	101
Dover - - - - -	90	—	90
Shoreham - - - - -	—	526	526
Portsmouth - - - - -	9,288	—	9,288
Southampton - - - - -	125	—	125
Plymouth - - - - -	226	—	226
Barnstaple - - - - -	180	—	180
Beaumaris - - - - -	44	—	44
Whitby - - - - -	—	40	40
Harwich - - - - -	26	—	26
Colchester - - - - -	438	50	488
Maldon - - - - -	60	—	60
Total - - - - -	109,423	1,001	110,424

COAL and COKE sent to FOREIGN COUNTRIES from Ports distant from Coalfields in the Year 1874.

Ports from which shipped.	Quantities.		Declared Value.	
	Coal.	Coke.	Coal.	Coke.
	Tons.	Tons.	£	£
London - - -	63,797	3,459	79,142	7,946
Shoreham - - -	117	10	120	10
Littlehampton - - -	101	—	121	—
Portsmouth - - -	1,111	—	1,128	—
Southampton - - -	133	53	193	60
Poole - - -	115	—	169	—
Plymouth - - -	316	—	466	—
Bideford - - -	173	—	173	—
Barnstaple - - -	510	—	510	—
Bridgewater - - -	18	—	19	—
Beaumaris - - -	27	—	21	—
Wisbeach - - -	18,305	—	14,368	—
Lynn - - -	19,500	—	19,027	—
Total - - -	104,223	3,522	116,257	8,016

SUMMARY.

Coal and Coke sent Coastwise - - -	{	Coal	- 109,423
		Coke	- 1,001
Coal and Coke sent to Foreign Countries - - -	{	Coal	- 104,223
		Coke	- 3,522
Total - - -			- 218,169

PATENT FUEL.

MONTHLY RETURN of the Quantities EXPORTED to FOREIGN COUNTRIES during the Year 1874.

Months.	Swansea.	Cardiff.	Newport.	Newcastle.	Liverpool.	Sunderland.
	Tons.	Tons.	Tons.	Tons.	Tons.	Tons.
January -	26,565	8,820	—	—	146	—
February -	15,457	2,962	—	—	—	—
March -	18,861	5,711	—	—	—	—
April -	15,197	13,788	—	—	150	—
May -	18,878	6,420	—	—	100	—
June -	14,270	8,292	—	—	205	—
July -	16,660	8,338	—	—	316	—
August -	19,816	7,840	—	—	—	—
September -	18,316	10,266	—	—	—	—
October -	20,867	2,587	—	—	—	—
November -	19,213	2,587	—	—	—	—
December -	19,783	3,752	—	—	100	—

PATENT FUEL sent to FOREIGN COUNTRIES.

Ports from which shipped.	1872.	1873.	1874.
	Tons.	Tons.	Tons.
London - - -	3,569	1,952	3,088
Newport - - -	—	20	—
Cardiff - - -	58,260	65,763	69,569
Swansea - - -	142,938	199,161	230,193
Neath - - -	—	—	175
Port Talbot - - -	—	—	46
Newcastle - - -	101	20	1,139
North Shields - - -	—	670	—
South Shields - - -	—	10	—
Sunderland - - -	2,019	8,836	4,662
Hull - - -	—	—	4
Liverpool - - -	354	1,575	1,018
Hartlepool - - -	—	403	—
Total - - -	207,241	278,410	309,894

PATENT FUEL sent COASTWISE to other Ports of the UNITED KINGDOM.

Ports from which shipped.	1872.	1873.	1874.
	Tons.	Tons.	Tons.
ENGLAND:—			
Rochester - - -	—	—	150
Gloucester - - -	—	1,088	237
Cardiff - - -	3,802	4,819	2,555
Swansea - - -	8,628	8,598	5,669
Glasgow - - -	6,631	—	—
Sunderland - - -	—	14,175	18,181
SCOTLAND - - -	—	—	883
Total - - -	19,061	28,630	27,175

COAL brought into LONDON by SEA, CANAL, and RAILWAY since the Year 1823.

Year.	Sea.	Canal.	Railway.	Total.
	Tons.	Tons.	Tons.	Tons.
1823	1,574,412	993	—	1,575,405
1824	1,828,177	1,695	—	1,829,872
1825	1,870,249	1,658	—	1,872,007
1826	1,813,757	1,686	—	1,815,443
1827	1,985,969	2,149	—	1,988,118
1828	1,960,559	547	—	1,961,106
1829	2,018,975	—	—	2,018,975
1830	2,079,275	—	—	2,079,275
1831	2,045,292	10,742	—	2,056,034
1832	2,139,078	6,905	—	2,145,983
1833	2,010,409	4,395	—	2,014,804
1834	2,078,685	1,862	—	2,080,497
1835	2,298,812	1,004	—	2,299,816
1836	2,402,474	1,199	—	2,403,673
1837	2,543,742	2,324	—	2,546,066
1838	2,518,085	1,686	—	2,519,771
1839	2,625,323	12,933	—	2,638,256
1840	2,566,899	22,188	—	2,589,087
1841	2,909,144	33,594	—	2,942,738
1842	2,723,200	31,519	—	2,754,719
1843	2,623,520	34,593	—	2,663,113
1844	2,490,910	72,275	—	2,563,185
1845	3,392,512	60,310	8,377	3,461,199
1846	2,920,376	21,872	11,698	2,953,946
1847	3,280,420	22,005	19,336	3,321,761
1848	3,418,340	19,918	37,888	3,476,138
1849	3,339,146	19,222	19,639	3,378,007
1850	3,553,304	29,479	55,095	3,637,878
1851	3,286,542	29,434	247,908	3,507,884
1852	3,330,428	33,918	377,907	3,742,248
1853	3,373,256	21,644	629,712	4,014,612
1854	3,399,561	32,158	945,056	4,376,770
1855	3,016,869	23,250	1,187,835	4,177,954
1856	3,119,884	25,401	1,246,299	4,391,584
1857	3,138,459	26,295	1,306,775	4,366,529
1858	3,266,446	20,244	1,190,521	4,477,191
1859	3,299,170	16,964	1,191,169	4,507,303
1860	3,573,377	19,598	1,477,545	5,070,515
1861	3,567,002	18,217	1,642,502	5,227,721
1862	3,442,402	11,651	1,513,296	4,967,349
1863	3,335,174	9,226	1,775,437	5,119,837
1864	3,116,708	8,902	2,342,440	5,468,045
1865	3,161,683	8,532	2,733,056	5,903,271
1866	3,033,193	10,176	2,969,896	6,013,265
1867	3,016,416	9,965	3,295,652	6,322,033
1868	2,918,230	9,527	2,979,333	5,907,090
1869	2,873,688	6,941	3,341,585	6,222,214
1870	2,993,710	7,301	3,758,039	6,759,100
1871	2,762,712	6,615	4,449,141	7,218,468
1872	3,548,918	8,236	4,999,268	7,556,422
1873	2,665,680	11,195	5,147,418	7,824,288
1874	2,727,719	5,932	4,689,785	7,423,436

COALS brought by RAILWAY, CANAL, and by SEA within the LONDON DISTRICT. From Mr. James R. Scott's Coal and Coke Returns, published by the Authority of the Corporation of London.

	1872.	1873.	1874.
BY RAILWAY AND CANAL.			
	Tons. cwt.	Tons. cwt.	Tons. cwt.
London and North-Western Railway	1,084,814 8	1,046,920 10	962,533 2
Great Northern do. -	1,030,224 0	1,037,286 0	872,646 0
Great Western do. -	581,941 17	661,341 17	555,225 10
Great Eastern do. -	687,856 4	693,152 0	663,015 10
Midland do. -	1,615,399 0	1,655,962 0	1,587,301 0
South-Western do. -	32,718 5	34,697 11	30,572 3
South-Eastern do. -	11,525 19	12,383 12	12,776 4
Chatham and Dover do. -	5,290 16	5,670 2	5,714 15
Tilbury and Southend do. -	—	—	—
London, Brighton, and South Coast Railway - - -	3 0	—	2 8
Grand Junction Canal - -	8,236 10	11,195 0	5,982 10
Total - -	5,007,504 19	5,158,608 12	4,695,769 2
BY SEA.			
Newcastle - - - -	1,403,624 0	1,439,820 0	1,528,886 0
Seaham - - - -	58,751 0	93,134 0	92,594 0
Sunderland - - - -	652,897 0	627,958 0	573,662 0
Middlesbro' - - - -	20,556 0	15,671 0	14,457 0
Hartlepool and W. Hartlepool -	224,406 0	238,348 0	277,546 0
Blyth - - - -	278 0	5,268 0	—
Scotland - - - -	52,675 0	69,486 0	61,565 0
Wales - - - -	20,655 0	18,857 0	32,396 0
Yorkshire - - - -	95,735 0	122,540 0	96,580 0
Duff - - - -	29 0	1,250 0	1,643 0
Small coal - - - -	14,668 0	19,163 0	34,892 0
Culm - - - -	—	1,086 0	—
Cinders - - - -	3,352 0	13,099 0	13,498 0
Foreign - - - -	1,296 0	—	—
Total - -	2,548,918 0	2,665,680 0	2,727,719 0
Total by Rail, Canal, and Sea -	7,556,422 19	7,824,288 12	7,423,488 2

CLAY.

CORNWALL.

KAOLIN, commonly called CHINA CLAY.

				Tons.
Production in 1865	-	-	-	- 97,750
Do. 1866	-	-	-	- 105,000
Do. 1867	-	-	-	- 127,000
Do. 1868	-	-	-	- 100,000
Do. 1869	-	-	-	- 105,700
Do. 1870	-	-	-	- 110,520
Do. 1871	-	-	-	- 125,000
Do. 1872	-	-	-	- 141,000
Do. 1873	-	-	-	- 153,000
Do. 1874	-	-	-	- 150,500

CHINA STONE.

				Tons.
Production in 1865	-	-	-	- 25,500
Do. 1866	-	-	-	- 35,000
Do. 1867	-	-	-	- 33,500
Do. 1868	-	-	-	- 29,000
Do. 1869	-	-	-	- 28,500
Do. 1870	-	-	-	- 32,500
Do. 1871	-	-	-	- 33,000
Do. 1872	-	-	-	- 48,000
Do. 1873	-	-	-	- 45,000
Do. 1874	-	-	-	- 42,500

CHINA CLAY AND CHINA STONE

SHIPPED and CARRIED by RAILWAY in 1874.

		Clay.	Stone.
		Tons.	Tons.
PADSTOW	by sea	- 3,500	—
CHARLESTOWN	„ -	- 38,900	1,400
PENTHEWAN	„ -	- 9,494	1,474
FOWEY	„ -	- 31,385	—
PAR	„ -	- 40,601	—
FALMOUTH	„ -	- 30,684	—
TRURO	„ -	- 1,855	—
PENRYN	„ -	- 847	—
LERYN (Lostwithiel)	-	- 3,686	—
PORTHELVEN (Helston)	-	- 919	—
St. AGNES (Scorrier)	-	- 1,443	—
Total		- 163,310	2,874*

* Sundry lots of Stone are returned with the Clay shipments and cannot be separated.

The CORNWALL RAILWAY carried of the above :—

		Tons.	Tons.
From BURNGULLOVE to	Plymouth	- - -	23,804
	Falmouth	- - -	22,783
	Fowey	- - -	15,244
	Par	- - -	34,698
	Truro	- - -	96
	Penryn	- - -	750
			97,380
GRAMPOUND ROAD to	Plymouth	- - -	824
	Falmouth	- - -	6,093
	Fowey	- - -	436
	Par	- - -	527
	Penryn	- - -	97
	Truro	- - -	317
			8,394
From ST. AUSTELL to	Plymouth	- - -	7,082
	Falmouth	- - -	1,179
	Fowey	- - -	4,010
	Par	- - -	2,944
	Hayle	- - -	28
	Truro	- - -	442
			15,685
From TRENANCE to	Plymouth	- - -	2,384
	Falmouth	- - -	624
	Fowey	- - -	962
	Par	- - -	2,876
	Hayle	- - -	6
			6,302
From PAR to	Plymouth	- - -	220
	Fowey	- - -	28
	Truro	- - -	46
			294
BODMIN ROAD to	Plymouth	- - -	10
	Falmouth	- - -	10
	Par	- - -	772
			792

Sundry small quantities were also carried from DOUBLEBOIS, LISKEARD, and St. GERMAN, but the Clay is not distinguished from other *Minerals*.

The SOUTH DEVON RAILWAY carried from—	Tons.
Laira Station	- - - 751
Shaugh Siding	- - - 2,678
Plympton Station	- - - 5,158
Cornwood	- - - 12
Brent	- - - 608
Newton*	- - - 6,651
	15,858

*This was "Tunbridge Clay."

ST. AGNES CLAY.

	Tons.
Shipped for Wales for the year ending December 31	- - - 1,443
Candle Clay used at Conrish Mines	- - - 375
	Total - - - 1,818

DEVONSHIRE.

PORCELAIN CLAY.

LEE MOOR and other Works on DAETMOOR - - 33,309 tons.

PIPE and POTTERS CLAY.

The production of NEWTON and Neighbourhood shipped } 59,789 tons.
at Teignmouth - - - - - }

SHIPMENTS of CLAY from POOLE, DORSETSHIRE, in 1874.

	Tons.
January	3,590
February	3,400
March	4,920
April	5,780
May	8,070
June	6,565
July	7,710
August	6,845
September	5,515
October	4,295
November	5,875
December.	1,700
Total	63,705
<i>Estimate of Clay used in the works in the District</i>	<i>15,500</i>
Total Produce of District	79,205
<i>Estimated Value of Clay</i>	<i>£1,900</i>

Of the above the following quantities were sent to Foreign Countries.

To	Tons.
Dort	1,220
Carthagen	185
Copenhagen	260
Farge (Weser)	535
Quebec	200
Stockholm	1,460
Ronen	100
Bremen	250
Malmo (Sweden)	130
Total Export	4,450

FIRE CLAY from the Coal Measures as Returned to the MINING RECORD OFFICE, 1874.

NORTHUMBERLAND AND DURHAM.

	Tons.	cwts.		Tons.	cwts.
			Hamsterly	565	0
			Carterthorne	930	0
			Karl of Durham	6,286	0
			East Howle*	4,796	0
Framwellgate	7,169	17	South Brancepeth	18,496	8
Seaton Delaval	5,942	0	Eltringham	4,200	4
John Bowes and Partners	11,784	0	Blaydon Burn	29,842	13
West Hanley	3,372	0	Victoria	14,927	0
Brancepeth			Elswick	1,795	0
Brandon			South Benwell	20,665	0
Oakenshaw			Mickley	3,854	0
Willington			Cherington	285	0
Carr House	19,683	0	Montague Fire Clay	6,930	0
Trimdon Grange	9,245	0	Garsfield	26,000	0
Wallbottle	8,330	5	N. Brancepeth Coal Co.	2,948	0
Delaval	5,915	4	Rawton	4,016	0
Billy Bill	1,163	0	Bolckow & Vaughan	55,997	13
Inkermann	8,639	0	Hedley Hope	799	0
Thomas Vaughans & Co.,			North Wylam	459	0
Collieries	16,487	0	North Hetton	13,776	0
Woodhouse Close, &c.			Wolsingham Park	11,248	0
Lints	19,936	0	North Brancepeth	6,539	0
Edgewell	2,409	0	Wetton Fire Clay	4,281	0
North Fenham	7,500	0	Lanchester	9,133	0
Team	6,974	0	Bearpark	4,025	10
Heddon	11,718	0	West Hunwick	32,587	0
South Medomsley	14,675	0	Weardale Co. Collieries	2,500	0
Pease and Partner	19,786	0	The Rosedale and Ferry-		
Blaydon Main	23,000	0	hill Iron Co.	8,230	0
Broomhill	246	14	Beawick and others	2,870	0
Consett Westwood					
Laugley Park	26,227	0			

* Plate Clay 3,754.

CUMBERLAND.

	Tons.	cwts.
Gill Head - - -	3,513	13
Eagle Gill - - -	1,836	10
Seaton Fire Brick Works*-	3,184	0
Whitehaven Fire Brick Works - - - }	7,000	0
Bowthorn - - -	120	0
Camerton - - -	1,147	10
Broughton Moor and Flimby } Collieries - - - }	1,172	0

* Blue Shale 470½.

YORKSHIRE.

	Tons.	cwts.
Round Wood (Shipley) -	9,340	0
White Horse (Leeds) -	6,508	0
Ainley Fire Clay Works -	7,000	0
Shipley and Heaton -	2,800	0
Shipley Fire Clay Works -	6,939	5
Fieldhouse - - -	13,463	0
Elland Road - - -	6,000	0
Wortley - - -	30,000	0
Blue Hill Lane - - -	1,846	0
Farnley - - -	22,500	0

LANCASHIRE.

	Tons.	cwts.
Starring (Rochdale) -	3,226	0
Cleggswold (Lilleborough)	4,000	0
Rosendale (Newchurch) -	1,084	0
Hopes and Bradley Fold -	100	0
Livesey Fire Clay - - -	2,000	0
Towneley, &c. - - -	4,725	8
Waterside - - -	5,187	0
Hodgeclough - - -	800	0
Turton Moor - - -	1,670	0
Withnell - - -	4,500	0
Wilderswood - - -	6,000	0
Brashes Clough - - -	780	0
Bradford (Manchester) -	2,050	0
Clough Head - - -	400	0
Coney - - -	4,500	0
Lawns - - -	60	0

CHESHIRE.

	Tons.	cwts.
Dukinfield Fire Clay - -	3,800	0

DERBYSHIRE.

	Tons.	cwts.
West Hallam - - -	289	10
Buxton Lime Co. - - -	50	0

LEICESTERSHIRE.

	Tons.	cwts.
Ibstock - - -	4,008	0

SOUTH STAFFORDSHIRE AND
WORCESTERSHIRE.

	Tons.	cwts.
Oak Farm (Kingswinford) -	6,000	0
Brettell Lane (Stourbridge)-	35,851	0
New British Iron Co. (Corn- greaves) - - -	2,002	7
Bradley (Bilston) - - -	540	0
Old Buffery (Dudley) - -	262	16
Tipton Hall (Tipton) - -	6,854	0
Stourbridge Extension (Stourbridge) - - -	3,510	0
Upper Gornal (Dudley) -	8,361	0
Amblecote (Stourbridge) -	13,017	0
Brierley Hill - - -	13,223	0
Cold Lane (Bilston) - - -	100	0
Hungary Hill (Stourbridge)	18,042	6
Wightwick (Tipton) - - -	402	10
Coneygre, part of (Tipton)	4,080	0
Earl Dudley - - -	14,888	12

NORTH STAFFORDSHIRE.

	Tons.	cwts.
Clanway Oil Shale - - -	3,101	0
Greengates and Furlong -	911	0

SHROPSHIRE.

	Tons.	cwts.
Benthall - - -	1,000	0
Quinta - - -	4,567	0
Kelley - - -	500	0
Drill - - -	2,213	12
Broseley - - -	200	0

WALES.

NORTH WALES.

DENBIGHSHIRE.

	Tons.	cwts.
Garden Lodge* - - -	368	14
Cwmbran (Trefynant) -	2,972	0
Rhos - - -	258	0
Ffroof and Porth Plas -	360	18

* Fire Clay.

SOUTH WALES.				Tons cwts.	
GLAMORGANSHIRE AND MONMOUTHSHIRE.				Plymouth	4,469 0
	Tons cwts.			Pennydarren	1,505 0
Blawymawr	5,104 19			Blaenavon	14,190 0
Crumlyn	16 0			Gilfach Coch	1,180 0
Dowlais	30,350 0			Llwynped	3,523 0
Wenalth	122 0			Varteg	1,358 0
Cwm Avon	17,126 0				
Ystalyfera	2,212 0			CARMARTHENSHIRE.	
Park	1,092 0				Tons cwts.
Ynysawore	1,800 0			Cwm Mawr	500 0
				New Lodge	4,138 0
				Rhos	1,052 0

FIRE CLAY as given in the Returns for 1874 by H.M. INSPECTORS.

	Tons.
BRECONSHIRE	1,015
CHESHIRE	9,200
CUMBERLAND	33,964
DENBIGHSHIRE	57,288
DERBYSHIRE	23,164
DURHAM	733,208
FLINTSHIRE	1,537
GLAMORGANSHIRE	1,897
IRELAND	8,209
LANCASHIRE	74,505
LEICESTER	32,247
MONMOUTHSHIRE	130,739
NORTHUMBERLAND	91,068
SCOTLAND	237,586
SHERPESHIRE	16,237
SOMERSETSHIRE	1,568
STAFFORDSHIRE, NORTH	2,506
Do., SOUTH and WORCESTERSHIRE	258,792
WALES, SOUTH	153,495
WARWICKSHIRE	17,752
YORKSHIRE	181,819
Total of the United Kingdom	<u>2,067,791</u>

SUMMARY of PRODUCTION of CLAYS, 1874.*

	Quantities.	Value.
CORNWALL and DEVONSHIRE:—	Tons.	£
PORCELAIN CLAY and STONE	226,309	212,165
DEVONSHIRE } POTTERS CLAY	59,789	29,894
CORNWALL }	1,818	1,350
DORSETSHIRE:—POOLE CLAY	79,205	19,800
Fire Clays of Coal Measures, United Kingdom	2,067,791	516,950
Total Value of Clays		<u>780,159</u>

* This does not include the Common Brick Clays—Brick Earth.

OIL SHALES.

RETURNS received by the INSPECTORS.

	Tons.
LANCASHIRE - - - - -	837
SCOTLAND, East - - - - -	227,210
Do. West - - - - -	84,700
Total returned to Inspectors - - - - -	<u>312,747</u>

RETURNS made to the MINING RECORD OFFICE.

	Tons	cwts.
FLINTSHIRE :—		
Coed Talon - - - - -	270	0
NORTH STAFFORDSHIRE :—		
Clanway - - - - -	3,101	0
	<u>3,371</u>	<u>0</u>

GYP SUM.

	Tons.
DERBYSHIRE :—	
Returned to H.M. Inspector - - - - -	61,118

SALT.

Total quantity of Salt returned as produced in the United Kingdom in 1874.

		Tons.	Tons.
Rock Salt	- - - -	177,348	2,306,567
White Salt	- - - -	2,129,219	

CHESHIRE.

NORTHWICH, MIDDLEWICH, WINSFORD, &c. Tons.

WHITE SALT	- - - -	1,260,000
ROCK SALT	- - - -	172,855
TOTAL	- - - -	<u>1,432,855</u>

The Quantities of ROCK SALT and WHITE SALT sent down the River Weaver in each of the last Ten Years.

For the year ending	Rock Salt.	White Salt.	Total.
	Tons of 26 Cwt.	Tons.	Tons.
March 31st, 1866	48,278	736,775	785,053
" 1867	50,752	721,423	772,175
" 1868	49,759	868,679	918,438
" 1869	58,696	901,566	960,262
" 1870	67,410	901,158	968,568
" 1871	82,765	930,551	1,013,316
" 1872	91,084	996,381	1,087,465
" 1873	95,429½	918,068	1,013,497½
" 1874	99,814	849,234	949,048
" 1875	100,562	945,539	1,046,101

STAFFORDSHIRE AND WORCESTERSHIRE.

		Tons.	Tons.
SHIBLEY WICH, &c.	- - - -	5,000	255,000
DROITWICH	- - - -	100,000	
STOKE PRIOR	- - - -	150,000	

IRELAND.

Rock Salt	- - - -	Tons.
		27,951

SALT exported to FOREIGN COUNTRIES in 1874 as compared with the Two previous Years.

Countries to which exported.	Quantities.			Value.		
	1872.	1873.	1874.	1872.	1873.	1874.
	Tons.	Tons.	Tons.	£	£	£
SALT, Rock and White:-						
Russia	66,478	92,756	81,103	44,420	78,868	61,696
Norway and Sweden	11,263	12,361	17,434	7,217	10,990	12,033
Denmark	19,572	16,429	23,220	11,071	11,551	13,962
Germany	58,510	59,967	45,152	39,261	51,060	31,921
Holland	29,040	30,850	34,982	9,006	10,862	12,786
Belgium	39,261	39,379	40,077	15,655	16,481	17,562
West Africa (Foreign)	14,643	16,250	19,132	12,473	17,175	18,018
United States (Atlantic)	152,784	240,378	178,081	122,221	246,268	169,892
Do. (Pacific)	1,226	1,917	4,200	1,126	2,675	4,352
West Africa (British)	6,236	7,518	9,525	5,205	7,692	9,634
South Africa (British)	3,008	-	-	5,464	-	-
India (British)	226,596	221,192	275,025	179,769	216,300	218,773
Australia	23,297	22,758	25,894	20,204	44,063	33,003
North America (British)	70,885	60,690	55,429	39,000	51,568	39,667
British West Indies and British Guiana	-	3,442	3,147	-	5,225	5,065
Other Countries	19,763	15,152	17,718	7,763	81,346	23,510
Total	753,651	840,939	828,109	533,171	789,054	662,293

BARYTES.

The quantity and values in italics are estimated.

	Quantities.	Value.
SHEROPSHIRE :—	Tons cwt. qrs.	£ s. d.
Snailbeach (<i>Sulphate</i>) - - -	839 9 2	447 4 4
South Roman Gravels <i>ditto</i> - - -	1 4 1	0 15 0
Weston <i>ditto</i> - - -	150 0 0	75 0 0
Wortherton (<i>Chirbury ditto</i>) - - -	600 0 0	297 10 0
Ditto <i>ditto</i> - - -	2,679 0 0	1,359 0 0
NORTHUMBERLAND and DURHAM :—		
Fallowfield (<i>Carbonate</i>) - - -	931 10 0	2,285 14 10
Settlingstones <i>ditto</i> - - -	2,863 15 0	4,200 0 0
CUMBERLAND, ALSTON MOOR :		
Brownley Hill (<i>Carbonate</i>) - - -	160 6 0	300 3 2
Blagill (<i>Sulphate</i>) - - -	572 13 3	186 10 0
Ditto (<i>Carbonate</i>) - - -	20 0 0	25 0 0
DERBYSHIRE :—		
Buxton and other Mines - - -	} 2,750 0 0	1,375 0 0
Moors near Bakewell and other - - -		
Miller's Dale - - -		
Castleton - - -		
Monsal Dale, &c. - - -		
MONTGOMERYSHIRE :—		
Van Consols { (<i>Carbonate</i>) - - -	82 2 1	30 0 0
{ (<i>Sulphate</i>) - - -	2 1 0	1 5 0
FLINTSHIRE :—		
Pennant { (<i>Carbonate</i>) - - -	50 10 0	55 10 0
{ (<i>Sulphate</i>) - - -	36 8 0	18 10 0
Bryn Towy and Nant (<i>Sulphate</i>) - - -	1,179 1 0	894 1 8
IRELAND* - - - -	1,506 0 0	750 0 0
Total ascertained and estimated production	14,874 0 8	12,301 4 0

* The Inspector's return gives the production of Barytes in Ireland:—

In 1872 - - - 706 tons.

In 1873 - - - 3,736 tons.

COPROLITES AND PHOSPHATIC NODULES.

	Tons.	£
Cambridgeshire and Bedfordshire	120,000	312,000
Noble & Co., Needham Market - - -	} 14,150	36,790
Packard & Co. (<i>Grey Coprolites</i>) - - -		
W. Colchester and Sons - - -		
Messrs. Fisons and Co. - - -		
Messrs. Chapman & Co. - - -		
Messrs. Leveret & Co. - - -	} 15,000	39,000
Messrs. Laws and Co. - - -		
Sundry lots - - -		
Total - - - -	149,150	387,790

PHOSPHORITE.

	Tons. cwt. qrs.	£ s. d.
MONTGOMERYSHIRE :—		
Berwyn - - - -	504 0 0	500 0 0

APPENDIX.

No. I.

METALLIFEROUS MINES OF THE UNITED KINGDOM AT WORK IN 1874, OTHER THAN IRON; WITH THE NAMES OF PURSER OR SECRETARY, MANAGER, OR CHIEF AGENT, &c. TO EACH.

(Of all the Mines against which P. or S. is placed there are Plans or Sections in the MINING RECORD OFFICE, which can be consulted by the Public upon application.)

INSPECTORS OF METALLIFEROUS MINES.

1. C. LE NEVE FOSTER, Esqr., *Truro*.—Cornwall, Devonshire, Dorsetshire, and part of Somersetshire.
2. T. F. EVANS, Esqr., *Amlwch, Anglesea*.—Anglesea, Brecknockshire, Cardiganshire, Carnarvonshire, Derbyshire, Denbighshire, Flintshire, Merionethshire, Montgomeryshire, Radnorshire, Shropshire, and the Isle of Man.
3. JOSEPH DICKINSON, Esqr., *Pendleton, Manchester*.—Cheshire, North and East Lancashire, IRELAND.
4. THOMAS WYNN, Esqr., *Gnosall, Stafford*.—North Staffordshire and part of Shropshire.
5. LIONEL BROUGH, Esqr., *Clifton, Bristol*.—Glamorganshire, Eastern part, Gloucestershire, Herefordshire, part of Somersetshire and Wiltshire.
6. THOMAS EVANS, Esqr., *Pen-y-bryn, Derby*.—Part of Derbyshire, Leicestershire, Northamptonshire, Nottinghamshire, Oxfordshire, and Warwickshire.
7. JAMES P. BAKER, Esqr., *Tattenhall, Wolverhampton*.—South Staffordshire and Worcestershire.
8. THOMAS BELL, Esqr., *Durham*.—Durham, Westmoreland, and North Riding of Yorkshire.
9. THOS. E. WALES, Esqr., *Swansea*.—Carmarthenshire, Glamorganshire, Pembrokehire.
10. FRANK N. WARDELL, Esqr., *Wath-on-Deerne, Rotherham*.—West Riding of Yorkshire.
11. JAS. WILLIS, Esqr., *Newcastle-on-Tyne*.—Northumberland, Cumberland, Lancashire.
12. RALPH MOORE, Esqr., *Rutherglen, Glasgow*.—Clackmannanshire, Edinburghshire, Fifeshire, Haddingtonshire, Kinross, Linlithgowshire, Perthshire, Sutherland, part of Lanark and Stirlingshire.
13. WILLIAM ALEXANDER, *Glasgow*.—Argyleshire, Ayrshire, Dumfriesshire, Dumbar-
tonshire, Kircudbrightshire, Renfrewshire, Wigtownshire, and part of Lanarkshire
and Stirlingshire.

A	signifies	ARSENIC.		B	signifies	BARYTES.
T	"	TIN.		M	"	MANGANESE.
C	"	COPPER.		W	"	WOLFRAM.
L	"	LEAD.		G	"	GOLD.
S-L	"	SILVER LEAD.		O & U	"	OCBRE AND UMBER.
Z	"	ZINC.		I	"	IRON.
P	"	PYRITES.				

ENGLAND.

CORNWALL.

H.M. Inspector, CLEMENT LE NEVE FOSTER, TRURO.

WESTERN DISTRICT.

No.	Mines.	Minerals chiefly raised.	Situation.	Purser or Secretary.	Manager (<i>Italics</i>) and Chief Agent.
1	Argus Huel - -	T	Sancreed - -	G. Rustice, junr. -	Thomas Trahair.
2	Balleswidden. P. S.* -	T	St. Just - -	- - - -	<i>G. Rustice, jr.</i>
3	Balleswidden, East -	T	Sancreed - -	- - - -	Thomas Trahair.
4	Boscawell Downs -	T	St. Just - -	- - - -	R. Williams.
5	Boscawell, East † -	T	Ditto - -	- - - -	Wm. Eddy.
6	Botallack. P. S. and Carnyorth. S.	T & C	Ditto - -	S. H. James -	<i>Frs. Bennetts.</i> J. Hollow. Hy. Hocking.
7	Cape Cornwall. P. S.	T	Ditto - -	H. L. Phillips -	<i>Richd. Pryor & Son.</i> John Davey.
8	Carn Galver - -	T	Morvah & Zennor	Bolitho and Field	<i>John Roach.</i>
9	Carnellof - -	T	Zennor - -	W. G. Nettle -	<i>Wm. Eich.</i>
10	Cunning, Huel, United (late <i>Bosweddon</i> and <i>Huel Castle</i>).	T	St. Just - -	Richard Boyns -	<i>Richard Boyns.</i> James Roach. Wm. Hattam.
11	Ding Dong. P. S. -	T	Gulval - -	R. Wellington -	Charles Clemmens. <i>William Williams.</i> T. P. Rowe.
12	Great Trevegan -	T	St. Just - -	W. Chenhalls -	Thomas Daniell.
13	Hermion Huel - -	T	Ditto - -	John Chenhalls -	<i>John Chenhalls.</i>
14	Kitty, Huel. P. S., now Polpeor.	T	Lelant - -	Jas. B. Coulson -	<i>Wm. Rosewarne.</i> Simon Thomas.
15	Levant. P. S. -	T & C	St. Just - -	Richard White -	<i>Hy. Boyns.</i> Jas. Thomas. Nathan White.
16	Levant, North. P. S.-	T	Ditto - -	Richard Boyns -	<i>James Bennetts.</i> Henry Eddy. Jas. M. Arthur.
17	Margaret, Huel -	T	Lelant - -	Thomas Treweake and Son.	<i>Thos. Mitchell, jr.</i>
18	Margaret Ann, Huel†	T	St. Just - -	Edwin S. Boyns -	- - - -
19	Mary, Huel. P. S. -	T	Lelant - -	T. W. Field and A. O. Michell.	<i>Matthew Curnow.</i> Matthew Curnow, junr.
20	Morvah Consols -	T	Morvah - -	- - - -	- - - -
21	Owles, Huel. P. S. -	T	St. Just - -	Richard Boyns -	<i>Richard Boyns.</i> John Boyns. Wm. Rowe. Phillip Harvey. Thos. Tregear.
22	Polpeor - -	T	Uny Lelant -	- - - -	W. Rosewarne.
23	Providence Mines. P. S.	T & C	Lelant - -	Edwd. Trythall -	<i>William Hollow.</i> Samuel Rogers.
24	Providence, South -	T	Towednack -	Wm. Pascoe -	<i>Jas. Craze.</i> Wm. Brabyn.
25	Rosewall Hill and Ransom United, S.	T	Ditto - -	T. W. Robinson -	<i>Wm. Buglehole.</i> John White.
26	Spearn Consols. P. S. } 27 Spearn Moor. P. S. }	T & C	St. Just - -	Edwd. Trythall -	<i>James Bennetts.</i> Charles Ellis.
28	St. Ives Consols. P. S.	T	St. Ives - -	Capt. P. H. Aplin -	<i>John Gilbert.</i> Richard Martin. Martin George.
29	St. Just Amalgamated. P. S. †	T	St. Just - -	H. L. Phillips -	<i>Richd. Pryor & Son.</i> Wm. Bawden. Thomas Richards
30	Trencrom, Huel -	T	Lelant - -	T. W. Field and A. O. Michell.	<i>Richard James.</i> Nichs. Richards.
31	Trevarrack - -	T	Ditto - -	Chris. Stephens -	<i>Jas. Pope.</i> John Pearce.

WEST CENTRAL DISTRICT.

1	Agar, Huel. P. S. -	O	Illogan -	Cornelius Bawden	<i>Edmund Rogers.</i>
2	Balmynhear - -	T	Wendron -	Wm. Batty -	<i>John Burgan.</i> J. S. Harris.
3	Basset, Huel. P. S. -	T & C	Illogan -	Rd. Martin -	<i>W. C. Trevena.</i> John Opey.
4	Basset, East Huel. P.	T & C	Redruth -	Richard Pryor and Son.	<i>W. Reynolds.</i> <i>J. Jennings.</i> N. Bartle.

* Burrows only, worked in 1874.

† Suspended.

‡ Closed 10 July 1874.

No.	Mines.	Minerals chiefly raised.	Situation.	Purser or Secretary.	Manager (<i>Italics</i>) and Chief Agent.
5	Basset and Grylls. P.	T	Wendron -	J. W. Tyacke -	<i>Paul Prisko.</i>
6	Basset, West	C & T	Illogan -	-	James Nicholas F. Evans.
7	Blue Hills. P. S.	T	St. Agnes -	James Hickey R. Pike and Son.	<i>Samuel Bennetts.</i> Arthur Gripe. Phillip Bennetts.
8	Bosworrey -	T	St. Erth -	Committee -	Wm. Rosewarne.
9	Britain, Huel -	T	St. Agnes -	J. D. Jenking	<i>Joel Phillips.</i>
10	Budrio Consols	T	Perranzabuloe -	W. J. Cooke	John Rawlings.
11	Buller, Huel. P. S.	C	Redruth -	Thomas Pryor	<i>James Brown.</i> Jas. Pryor.
12	Burra Burra -	Z & C	Kanwyn -	-	<i>James Brown.</i>
13	Burrow and Butson	T & Z	St. Agnes -	Hy. Von Uster -	<i>John Christopher.</i>
14	Busy, Gt. Huel -	T & C	Chacewater -	J. C. Lanyon & Son	J. C. Lanyon.
15	Busy, North Huel -	T	Kanwyn -	T. Woodward -	<i>Nicholas J. O. Rogers.</i>
16	Callestock Mine, Great	Z	Perranzabuloe -	-	<i>Richard Nancarrow.</i>
17	Calvadnack	T	Wendron -	-	<i>J. Cook.</i>
18	Cargoll	S L	Newlyn -	Edwd. Michell	<i>John Jennings.</i>
19	Carn Brea. P. S.	C T & A	Illogan -	Wm. Teague	<i>W. Teague.</i> W. Teague, jun. J. Quentrall. F. Trythall. <i>Wm. Rich.</i>
20	Carn Brea, South. P.	T & C	Ditto -	R. H. Pike & Son	James Knotwell. Geo. Rowe.
21	Carn Camborne. P.	C & T	Camborne -	R. Watson	<i>Joseph Michell.</i>
22	Cathedral -	T & C	St. Day -	Geo. Corfield	Matthew Green. Stephen Davey. <i>Richard Southey.</i>
23	Chiverton, East -	S L	Perranzabuloe -	Thomas Woodward	<i>J. Trewartha.</i>
24	Chiverton, New, the Old W. Huel Anna.	S L	Ditto -	W. Page Cardoza	-
25	Chiverton, North -	S L	Ditto -	-	<i>John Cook.</i>
26	Chiverton, West -	Z & Z	Ditto -	T. B. Woodward -	<i>Richard Southey.</i> Richard Nancarrow. W. Nichols.
27	Coates, Huel -	T	St. Agnes -	M. Bryant -	<i>W. H. Martin.</i>
28	Coit, Huel -	T	Ditto -	Hy. Coates, Clerk.	T. Brown.
29	Condurrow, South. P.S.	T & C	Camborne -	R. H. Pike & Son	<i>James Evans.</i> <i>W. Rich.</i> C. W. Williams. H. Abrahams.
30	Comford, Huel -	T	Gwennap -	J. L. Peters	Geo. Lightly.
31	Cook's Kitchen. P. S.	T & C	Illogan -	R. H. Pike & Son	<i>Josiah Thomas.</i> Charles Thomas. F. Gilbert. <i>S. Bailey.</i>
32	Creegbrawse and Pen- kevil. P. S.	C & T	Kea -	Thos. W. Field -	John James. J. Blight.
33	Crenver Huel Abraham United.	T & C	Crowan -	W. Page Cardoza -	Wm. Thomas. John Edwards. John Vivian.
34	Crofty, North Huel -	T	Illogan -	-	John Vivian and Son.
35	Crofty, South Huel. P.	T & C	Ditto -	E. H. Rodd -	<i>Josiah Thomas.</i> John Jory. James Johns. <i>N. James.</i>
36	Dolcoath. P. S.	T & C	Camborne -	Committee Josiah Thomas -	<i>Josiah Thomas.</i> John Tonkin. William Provis. John Bawden.
37	Dolcoath, New -	T & C	Ditto -	Charles Innes	<i>Rd. Pryor & Son.</i>
38	Dolcoath, South, and Carnarthen Consols. P.	C	Illogan -	George Lightley -	<i>John Williams.</i>
39	Florence Consols -	T	Marazion -	-	Peter Skewis.
40	Fortune, Great Huel -	T	Breage -	Wm. Argall -	<i>Stephen Harris.</i> J. P. Bawden.
41	Frances, South Huel. P. S.	T & C	Illogan -	J. F. Penrose -	<i>A. T. James.</i> John James. J. Opey.
42	Frances, West Huel. P. S.	T & C	Ditto -	R. H. Pike and Son	<i>Josiah Thomas.</i> Wm. Rowe. Wm. Thomas.
43	Friendly Mines. P. -	T	St. Agnes -	H. Borrow -	<i>James Evans.</i>
44	Godolphin West -	T & C	Breage & Germoe	Charles Thomas -	<i>John Pope.</i>
45	Gorland West Huel -	T & C	Gwennap -	J. H. Mayne -	J. Mayne. John Hancock.
46	Grambler Huel -	T & C	Redruth -	W. P. Cardoza -	<i>Wm. Tregay.</i>
47	Grenville, East Huel. P.	T & C	Camborne -	John Watson Samuel Stephens.	<i>Edwin Hosking.</i> Wm. Bennetts.

No.	Mines.	Minerals chiefly raised.	Situation.	Purser or Secretary.	Manager (<i>Italics</i>) and Chief Agent.
48	Grenville, Huel. P. S.	T & C	Camborne -	John Watson - Samuel Stephens.	<i>Edwin Hosking.</i> Wm. Bennetts. John Osborne.
49	Great Work Consols. P. S.	T & C	Germoe -	William Teague -	<i>P. E. Williams.</i> Ed. Moyle.
50	Great Work, West -	T & C	Breage -	Wm. Watson -	<i>Saml. Jos. Reed.</i> E. Chegwin.
51	Great Work, South -	T	St. Hilary -	Granville Sharp -	<i>S. J. Reed.</i>
52	Illogan Mines -	T & C	Porth Towan -	-	<i>R. Pryor and Son.</i>
53	Jane, Huel. P. S. -	T & F	Kea -	Charles Hawke -	<i>W. Giles.</i> Wm. Giles, jr. Thos. Williams.
54	Jane, North. P. S.* -	T, S, L	Kenwyn -	Thorman Woodward -	<i>J. Rowe.</i> Thomas Wasley.
55	Jane, West Huel -	T	Kea -	John Smith -	<i>John Smith.</i>
56	Jewell, East -	T & C	Perranzabuloe -	A. Bennett -	<i>F. Gundry.</i>
57	Jewell, West Huel -	T	Gwennap -	Geo. F. Corfield -	<i>Joseph Michell.</i> George Johns.
58	Killifreth -	T	Kenwyn -	John Tregoning -	Thos. Googh. Wm. Buckingham. Josiah Paul.
59	Kitty, Huel. P. S. -	T & C	St. Agnes -	R. H. Pike & Son - J. Hickey, Sec. -	<i>Wm. Teague.</i> Stephen Davey. John Williams.
60	Leeds and St. Aubyn -	T	Breage -	-	John Curtis.
61	Lovell, The -	T	Wendron -	Bartlett & Chapman.	<i>Joseph Prisk.</i> John Nuncarrow. Ed. Kempthorne.
62	Lovell, East Huel. P. S.	T	Ditto -	Henry Rogers -	<i>Richard Quantrell.</i> Nicholas Peters.
63	Lovell Great Huel -	T	Ditto -	Granville Sharp -	<i>Joseph Prisk.</i>
64	Lovell New Huel* -	T	Ditto -	-	Joseph Prisk.
65	Lucy Huel -	T	Hayle -	-	Wm. Harris.
66	Lucy West Huel -	T	Uny Ielant -	Geo. Eustice.	-
67	Maria Huel -	T	Crowan -	-	S. S. Noell.
68	Medlyn Moor -	T	Wendron -	-	<i>J. Rowe.</i>
69	Mellaneer, S. -	T	Hayle -	Committee -	<i>J. Moyle.</i>
70	Metal North Huel and Harriet.	T	Breage -	-	<i>Benjn. Gundry.</i>
71	Mitchell Huel -	T	Ditto -	W. Buckett -	N. W. James.
72	Naigles. S. -	C	Kea -	Hy. Gould Sharpe	<i>W. Buckett.</i> James Rowe, jr.
73	New Caroline -	-	Perranuthnoe -	Absalom Bennett -	<i>Absalom Bennett.</i>
74	New Hendra -	T	Breage -	Wm. Ward -	<i>Ed. King.</i> Wm. Rowe.
75	Osborne Huel* -	T	Camborne -	W. P. Cardos -	<i>John Carkech.</i>
76	Parbola -	T	Gwinear -	J. R. Daniell -	<i>W. Tregoning.</i> Robt. Richards.
77	Peavor Huel -	T & C	Redruth -	Thos. Pryor -	<i>A. J. James.</i> Wm. Agent.
78	Pednandrea United -	T & C	Ditto -	W. P. Cardosa -	<i>W. Tregay.</i> W. Pridesaux. J. Pope.
79	Penberthy Crofts -	T & C	St. Hilary -	Thomas Field -	<i>Alfred Bray.</i> Paul Roach.
80	Penhale, Huel Vor -	T	Breage -	W. Battye -	<i>W. H. Martin.</i> John Richards.
81	Penhallow Moor -	T	Newlyn -	-	J. Parkyn.
82	Penhalls. S. -	T	St. Agnes -	Jos. Newton -	<i>S. Bennetts.</i> Wm. Higgins. Peter Vian.
83	Pennance, New. P. -	C	Gwennap -	Sir F. Williams -	<i>S. Tredinnick.</i>
84	Penstruthal Consols -	C & T	Ditto -	Matthew Green -	<i>William Teague.</i> Charles Bishop. E. Moyle.
85	Perseverance -	T	Redruth -	Ed. Crawshay -	<i>Wm. Rich.</i>
86	Phoenix Silver Lead -	S, L	Cubert -	-	Richd. Prior & Son.
87	Poiberro. P. S. -	T	St. Agnes -	J. P. Bennetts - John Taylor & Sons	<i>John Hancock.</i>
88	Poldice, The -	T, C, P & O	Gwennap -	Sir F. M. Williams -	Joseph Cock.
89	Poldice, West -	T, C, P & F	Ditto -	Sir F. M. Williams -	<i>Joseph Cock.</i>
90	Polrose Mine -	T	Breage -	Thomas Roach -	<i>Charles Roach.</i> Charles Bottrall.
91	Pool, East. P. S. -	C & T A & W	Illogan -	Committee -	John Maynard. John Hosking.
92	Pool, North. P. S. -	C, T	Ditto -	J. M. Opie, Secy. Wm. Coch Vivian	<i>A. Clymo.</i>
93	Prince Royal -	T	Perranzabuloe -	W. W. Stables.	H. Bennett.
94	Prussia Huel -	T	Redruth -	Lean, Jose, and Co.	<i>W. Tregay.</i> R. Smithern.
95	Restrongtun Stream* -	T	Foock Point -	John Taylor & Sons	<i>Chs. Dyke Taylor.</i>
96	Retalack, Great -	L & Z	Perranzabuloe -	John Watson -	<i>John Harris.</i>

* Stopped in 1874.

No.	Mines.	Minerals chiefly raised.	Situation.	Purser or Secretary.	Manager (<i>Italics</i>) and Chief Agent.
97	Rose, East Huel P. S.	L	Newlyn -	H. Whitworth	<i>Thomas Doidge.</i>
98	Rosewarne, New	T	Gwinear -	John Watson	Edwin Hosking.
99	Rosewarne, New West	T & C	Ditto -	T. Robinson	Jos. Bule.
100	Rosewarne, North	T	Ditto -	John Watson	<i>J. P. Curtis.</i>
101	Rosewarne United	T & C	Ditto -	-	Ez. Johns.
102	Roskear, North	T & C	Camborne	-	<i>Edwin Hosking.</i>
103	Roskear, South	T & C	Ditto -	-	Wm. Bennett.
104	Roskear, West	T & C	Ditto -	-	Edwin Hosking.
105	St. Agnes Consols	T	St. Agnes -	Reynolds and Co.	James Hoaking.
106	St. Aubyn United	T & C	Redruth	F. W. Dabb	Moses Bawden.
107	Seton, East Huel	T & C	Ditto -	-	James Evans.
108	Seton, Huel. P.*	T & C	Camborne	Wm. Teague	Hugh Stephens.
109	Seton, New Huel	C	Ditto -	Oliver Matthews	<i>Joseph Vivian.</i>
110	Seton, West Huel. P. S.	C, T, & A	Ditto -	Thomas Pryor	Wm. Vivian.
111	Strav Park. P. S.	C & T	Ditto -	Dolcoath Committee.	<i>John Mitchell.</i>
112	Tincroft. P.	T & C	Illogan	William Teague	W. R. Reynolds.
113	Tolcarne, South	T	Camborne	Jas Hickey	<i>Wm. Teague & Son.</i>
114	Tolgus, Huel West	C	Redruth	John Taylor & Sons	James Andrew.
115	Towan New Huel	-	Illogan	H. L. Phillips	Samuel Martin.
116	Trebarvah	C & T	Perranuthnoe	Sir H. F. Cox	Wm. Andrew.
117	Treleigh Wood	T & C	Redruth	J. Watson	<i>J. Vivian and Son.</i>
118	Treleigh Wood, East†	T	Ditto	Lean, Jose, & Co.	Jas. Paull.
119	Treleigh Wood, North	T	Ditto	F. E. Wilson	<i>John Hancock.</i>
120	Treleigh Wood United‡	T	Ditto	-	William Gribble.
121	Tremenheere	T	Wendron	H. Rogers	Jas. Vigus.
122	Tresavean. S.	C	Gwennap	E. Mitchell	Rd. Penrose.
123	Treskerby, North. P.	T & C	Scorrier	H. L. Phillips	B. Pryor and Son.
124	Trevaunance, Huel	T	St. Agnes	Josh. Newton	Edwin Hosking.
125	Trumpet, New, and Lovell United.§	T	Wendron	H. Rogers	J. Harris.
126	Trumpet Consols. P. S.	-	Ditto	H. Rogers	John Williams.
127	Unity Wood, Huel	T	Gwennap	Hy. Michell	<i>Leonard Tregay.</i>
128	Uny, Huel. P.	T	Redruth	B. H. Pike and Son	<i>Wm. Tregay.</i>
129	Uny, East Huel	T & C	Ditto	R. H. Pike & Son	Thomas Pryor.
130	Vor, United Great Huel. P. S.	T & C	Breage	W. G. Argall	— Jeffrey.
131	West Condurrow	T	Camborne	J. J. Truran, Sec.	— Brown.

* Now part of West Seton.
 † Formerly North Tolgus.
 ‡ Now called Perseverance.

† Now Huel Prussia.
 § Including New Trevenen.

TIN STREAM COMPANIES,
 working in 1874-1875.

On the RED RIVER, near CAMBORNE.

1. Messrs. Jewell and Co.
2. The Queen Stream Co. (Messrs. Rabling and Co.)
3. Messrs. Vine and Co.
4. Messrs. Cock and Co.
5. Entral Tin Stream Co.

ON THE RED RIVER BELOW DOLCOATH.

6. Captain John Williams and Co.
7. Tolvaddon Tin Stream Co.
8. Treverno Tin Stream Co.
9. Messrs. John and James Jackson.
10. Messrs. W. and R. Jackson.
11. Messrs. E. James and Co.
12. Captain Perry.
13. John Hocking and Son.
14. Restradinnick Co. (Messrs. Vivian and Son).
15. Magor Tin Stream Co.
16. Kewe Mills (Mr. Goldsworthy).
17. Keve Mills (Chappel and Son).
18. Coombe Tin Stream Work.
19. Excelsior Tin Stream Co.
20. Menadarva Tin Stream Co. (Captain Dunn).
21. Menadarva Tin Stream Co. (Joseph Jewell and Co.).
22. Messrs. Evans and Co.
23. The Mill Tin Stream Co. (G. Thomas and Co.).
24. Messrs. Rogers and Treloar.
25. Messrs. Boyns and Daniel.

ON THE BEACH AT GWITHIAN.

26. Captain John Williams.
27. Gwithian Stream Works (Messrs. Boyns and Daniel).

EAST CENTRAL DISTRICT.

No.	Mines.	Minerals chiefly raised.	Situation.	Purser or Secretary.	Manager (<i>Italics</i>) and Chief Agent.
1	Ambrose Lake	T	St. Neot	Wm. Eaton and Jos. Taylor.	Jos. Taylor. <i>Peter Tenby.</i>
2	Beam, Great*	T	Roche	-	<i>David Cook.</i>
3	Belowda Hill	T	Ditto	J. P. Dunstan, Sec.	H. Treaganowan.
4	Blencowe	T	Grampound Rd.	M. E. Jobling	Isaac Thomas.
5	Bonny, North*	T	Ditto	-	David Cook.
6	Bunnie Huel*	T	St. Austell	R. Hancock	<i>E. Hancock.</i>
7	Boscoppa	T	Ditto	Francis Barratt	<i>Francis Barratt.</i> Walter J. Nicholls.
8	Bossinney	S L	Tintagel	J. Oliver Mason	<i>Samuel Tucker.</i>
9	Brynn Royalton Consols	T	Withiel	H. T. Whitefield	<i>Thomas Parkyn.</i>
10	Carclaze	T	St. Austell	J. Lovering.	<i>E. Martin.</i>
11	Carrigan Rock	T	Bugle-Roche	-	<i>John Fletcher Pagen.</i>
12	Castle an Dinas	T	St. Columb	-	Charles Kossell.
13	Charlestown United and Cudra.	T	St. Austell	O. W. Bradhurst	<i>E. H. Williams.</i> Samuel Northey. Charles Faull.
14	Cornubia	T	Roche	-	H. Lancaster.
15	Crinnis, Great, and Carlyon Consols.	-	-	-	<i>E. H. Williams.</i>
16	Dennis St. Consols	T	St. Dennis	-	T. Parkyn.
17	Eliza, Huel, Consols	G & T	St. Austell	C. W. Bradhurst	<i>Ed. H. Williams.</i>
18	Eliza Huel, West	T	Ditto	Ditto	<i>E. H. Williams.</i>
19	Fortescue, The	-	St. Stephens in Branwell.	H. M. Byers	<i>J. H. James.</i> T. Phillips.
20	Gover	T	St. Austell	-	<i>Wm. Brown & Sons.</i>
21	Great Crinnis and Carlyon.	C	Ditto	Committee	<i>E. H. Williams.</i>
22	Gunnislake Clitters	C	Calstock	-	John Seccombe.
23	Hard Head*	T	Warleggan	-	John Kessell.
24	Hobb's Hill	T	St. Neots	H. Beazley	-
25	Mary Huel	-	St. Dennis	-	Thos. Parkyn.
26	Minear Downs	T	St. Austell	J. Lovering	Robert Martin.
27	Mulberry Hill	T	Lantvet	W. L. Martin	<i>Wm. Martin.</i> Thos. Hambly.
28	New St. Blazey	T	St. Blazey	-	Philip Rich.
29	North Wood	T	St. Neots	-	James Trevillion.
30	Park of Mines	T	St. Enoder	S. H. F. Cox	Wm Pascoe.
31	Pembroke, New	C & T	St. Blazey	John Polkinghorne	J. Tambllyn. <i>Frs. Puckey.</i> Chs. Merrett.

* Suspended.

No.	Mines.	Minerals chiefly raised.	Situation.	Purser or Secretary.	Manager (Italics) and Chief Agent.
33	Penhale and Barton	T	St. Enoder	S. H. F. Cox	S. H. F. Cox.
33	Polgooth, Great	T	St. Austell	W. Browne	R. Hancock.
34	Polgooth, United. P.	T	St. Mervan	W. Browne	Thomas Wasley.
35	Propper and Michell	T	Michell	W. L. Martin	Thomas Hambly.
36	Bathors	M	St. Columb	-	John Parkyn.
37	St. Stephen's Tin and Copper.	T & C	St. Stephens	Wm. Ward, Sec.	John Nicholls.
38	Savath	T	Luxulion	-	B. J. Bowden.
39	Terras*	T	St. Stephens	W. F. Pearce	Rd. Larchin.
40	Terras, South	T	Grampond Rd.	Rd. Larchin	J. H. James.
41	Tin Valley	T	St. Neots	Thomas Woodward	J. Cocking.
42	Treburgett, Old	S-L & C	Camelford	F. R. Wilson, Sec.	W. Hancock.
43	Tregadock	L & C	St. Teath	John Peters	J. Spargo.
44	Tregagle	T	St. Neots	H. Taylor	Jos. Taylor.
45	Tregoes	T	Roche	-	J. Gluyas.
46	Tremadock	T	St. Neots	W. T. Hancock	Thos. Parkyn.
47	Tresellyn	T	Alternun	B. Clarke, Sec.	Nicholas Vivian.
48	Tretoil	T & I	Bodmin	John Fletcher Pagen.	J. Hodge.
49	Troon	T	St. Enoder	Horn and Kelly	T. Hooper.
					Thos. Wasley.

EASTERN DISTRICT.

1	Allen Huelt	S-L	-	J. Tredinick, Secy.	-
2	Arthur Huelt. S.*	C & T	Calstock	M. Bawden	W. Skeewis.
3	Aahburton Lady	T & C	Callington	F. Nevill	R. Trevarthen.
4	Brothers Huelt	S	Calstock	J. W. Doblo	H. Bennett.
5	Calstock Consols. P. S.	C	Ditto	John Bayly	Robert Sirgeam.
6	Caradon and Phoenix Consols.	C & Z	Linkinhorne	M. Bawden.	J. W. Doble.
7	Caradon, East	C & I	Ditto	Charles Pearson	W. Skeewis.
8	Caradon, Great	C	St. Ive	C. B. Norton	Wm. B. Collom.
9	Caradon, South. P.	C	St. Cleer	W. Thorne, Purser	Jas. Kelly.
10	Caradon, West. P.*	C	Ditto	Grenville Sharp	Jas. Kellow.
11	Coads' Green	M	North Hill	Thomas Kittow	Thos. Trelease.
12	Deer Park	T & C	Stoke Climsland	Thomas Kittow	Wm. Taylor.
13	Drake Walls. P. S.	T & C	Calstock	W. J. Lavington	Thos. Trelease.
14	Duchy Great Consols.	T & C	Ditto	W. J. Lavington	J. Holman.
15	Dunsley, Huelt Phoenix	T	Linkinhorne	W. J. Lavington	Wm. Tyack.
16	Edward Huelt	T & C	Calstock	W. J. Lavington	N. Richards.
17	Emmens United (including Redmoor, Holmbush, and Kelly Bray) and Florence and Tonkin.	T & C	Stoke Climsland	M. Greene	J. Pryor.
18	Excelsior*	T & C	Stoke Climsland	M. Greene	John Goldsworthy.
19	Glasgow, Caradon Consols.	C	St. Cleer	T. E. Watson	John Goldsworthy.
20	Great Consols	T & A	Luckett	T. E. Watson	Wm. Skeewis.
21	Gunnis Lake Clitters. P. S.	C & T	Calstock	E. T. R. Wild	Edward Dunstan.
22	Hawkmoor, West	T	Ditto	M. Bawden	James Richards.
23	Herodsfoot. P. S.	C & S-L	Lanreath	Thos. Trevillian	Wm. Skeewis.
24	Hingson Downs Consols. P. S.	C & T	Calstock	Jas. Richards, Pur.	H. Bennett.
25	Holmbush, North, or Downgate Consols.	C & T	Stoke Climsland	T. B. Laws, Secy.	Thos. Richards.
26	Kingston United	L & C	Ditto	R. F. Hawke	H. Bennett.
27	Kingston Valley	L	Ditto	Porter, Inglebach, &c.	G. F. Richards.
28	Kit Hill, United*	T & C	Ditto	-	James Chynoweth.
29	Kit Hill, South*	T	Ditto	M. Bawden	Wm. Skeewis.
30	Langstone Manganese	M	Lamerton	E. Nicolle	W. Skeewis.
31	Ludcott	M	Launceston	-	T. Prowse.
32	Marke Valley	T & C	Linkinhorne	J. Harding	Wm. Hooper.
33	Minear Downs	T	St. Austell	Sam. Seccombe, Pur.	H. J. Nicholls.
34	Newton Huelt †	T C & A	Harrowbarrow	J. Lovering	Jas. Seccombe.
				H. F. Hawke	Jas. Stanlake.
					Francis Ronals.
					J. Lovering.
					H. Bennetts.

* Stopped.

† Formerly Bodithiel Mine.

‡ Formerly Huelt Barnard.

No.	Mines.	Minerals chiefly raised.	Situation.	Purser or Secretary.	Manager (<i>Italics</i>) and Chief Agent.
36	Mary Ann, Huel. P.*	S-L	Menheniot	W. C. Nettle	W. Skeat. J. Harris.
37	New Great Consols	T & C	Stoke Climsland	H. L. Phillips	R. Pryor & Son.
38	Okel Tor	T & C	Calstock	E. F. Hawke	H. Bennett.
39	Phoenix, P. S.	C & T	Linkinhorne	Charles West and W. Polkinghorne.	Wm. Hosking. Henry Hosking.
40	Phoenix, South	T	Ditto	C. Pearson	James Kelly.
41	Phoenix, West	T	Ditto	C. West and W. Polkinghorne.	Joseph Hosking. Wm. Hosking.
42	Prince of Wales	C & T	Harrowbarrow, St. Mellion.	-	J. Gifford. J. Prior.
43	Vincent Huel	T	Alterrun	E. Nicolls	T. Odgers.

DEVONSHIRE.

H.M. Inspector, CLEMENT LE NEVE FOSTER, TREURO.

1	Archer Huel	M	Doddiascombleigh	-	James Rodda
2	Ashburton, East	-	Islington	-	J. Juleff.
3	Bampfyde, P.S.	C I M	North Molton	G. Key Klingender	H. T. Haley. Jos. Mitchell.
4	Bedford Consols. S.	C	Tavistock	G. Rowe	W. Phillips.
5	Bedford United. P. S.	C & P	Ditto	Thos. Horswill T. B. Laws, Sec.	-
6	Belstone	C	Okehampton	F. R. Reeves	Jas. Neill.
7	Betsy Huel	L & Z	Mary Tavy	R. Donaldson	Robert Jory. Wm. George.
8	Birch Tor, New and Vitifer Consols.	T	North Bovey	M. Bawden	W. Skewis. W. Trevarthen.
9	Bottle Hill, Old	T & C	Plympton	Jehu Hitchins	Richard Unsworth.
10	Bowden Hill	M	Bren Tor	W. B. Cobb	Joha Goldsworthy.
11	Brookwood	C	Buckfastleigh	J. C. Isaac	T. Trevillion. William Hooper.
12	Brookwood East and Burchett's.	C	Ditto	George Spark	-
13	Buzzacott	S-L	Combemartin	John Pearson	S. Mitchell.
14	Chalacombe West	L & I	Ditto	T. Carter	John Treweek.
15	Chillaton and Hogstor	M	Milton Abbot	Sims Brothers	Wm. Doidge. M. White.
16	Coombe Mine	S-L	South Molton	W. T. Engledue.	W. F. White.
17	Cot Quarry	M	Sherwill	R. Dawson Clegg	T. Trisidder. T. Plant.
18	Countesbury	-	Waters Meet, Lynmouth.	-	John Comer.
19	Crebor, Huel. P. S.	C	Tavistock	Jehu Hitchins	Joha Goldsworthy. John Andrews.
20	Crowndale, New	C	Whitchurch	-	Robert Toye.
21	Devon Great Consols	C & I	Tavistock	A. Allen, Sec.	James Richards. Isaac Richards. Wm. Climo. Henry George. Henry Rodda, &c.
22	Devon and Cornwall	U	Islington	John Netting	Jonathan Cook.
23	Devonshire Manganese	M	Lamerton	John Lomas & Co.	Thos. Gregory.
24	Edgecumbe	M	Milton Abbot	J. Murray.	Joseph Bate.
25	Emma, Huel	C	Buckfastleigh	Wm. Batty	Wm. Harris.
26	Exmouth Silver Lead	S-L	Christow	Richd. Trevithick	John Cook.
27	Exmouth, South	S-L & I	Henock	S. O. Harris	Henry Richard.
28	Franco Consols	C & T	Horrabridge	Wm. Newton	Wm. Doidge.
29	Frank Mills. P. S.	S-L	Christow	J. O. Harris	Joha Nicholls. James Rowe, Jr. N. Adams.
30	Friendship Huel. P.S.	C & L	Mary Tavy	A. Lanyon	J. James. John Lean.
31	Fursdon Gt. Consols.	C	Okehampton	M. Ernest Jobling Wm. Batty.	Isaac Jacobs. J. Crocker.
32	Furze Hill	T	Walkhampton	Thomas Horswill, Sec.	Wm. Doidge.
33	Gawton	C & P	Tavistock	Jas. Hickey	George Rowe. G. Rowe, Jr.
34	Gem Tin	T	Ditto	-	John Goldsworthy
35	Gobbett	T	Exworthy Holme	-	Jas. Browning.
36	Gunnis Lake East and South Bedford. P.S.	C	Tavistock and Calstock.	J. H. Dennis, Sec.	James Bray.
37	Hamerdon Consols	T	Plympton	W. H. B. Kempe	Henry Miners.
38	Holue Chase	-	Ashburton	G. A. Malcolm & E. F. Bean.	E. F. Bean.

* Stopped in 1874.

No.	Mines.	Mines chiefly raised.	Situation.	Purser or Secretary.	Manager (<i>Italics</i>) and Chief Agent.
39	Lifton Mines. S.	M	Lifton	Sims Brothers	<i>Wm. Doidge.</i>
40	Lucky Huel	T	Walkhampton	Jas. J. Cowell	John Goldsworthy.
41	Maria, West, and Fortescue Consols.	C, L, & A	Lamerton	J. E. Watson	<i>W. Skewis.</i>
42	Mary Hutchings Huel	T	Plympton	Thomas Horawill	Noah Coward. <i>Henry Miners.</i>
43	Monkston	M	Brentor	Wilkin and Clarke	John Parley.
44	Narracott	M	Milton Abbot	G. B. Sandeman	James Dunsmore.
45	Newton St. Cyres	M	Newton St. Cyres	Sims Brothers	Jno. Goldsworthy.
46	Poldice Devon	T & C	Buckland Monachorum.	-	<i>Wm. Doidge.</i> <i>E. Legassick.</i>
47	Roborough	U	Ashburton	Beer, Musgrave, & Co.	<i>J. C. Musgrave.</i>
48	Riley	M	Hennock	-	W. Grove.
49	Russell, Huel	T & C	Tavistock	Joseph Matthews	J. Bray.
50	Sherwill and Bratton Fleming.	M & I	Plaisiow	E. Dawson Clegg	<i>T. Treider.</i>
51	Smalacombe	U	Ilminster	Netting & Paul	Jonathan Cock.
52	South Ward	S-L	Beerferris	Thos. Horawill	Ed. Goldsworthy.
53	Tamar Consols	M-L	Lifton	-	Wm. Newton. Wm. Doidge.
54	Tamar, North	S-L	Beerlston	Jas. J. Cowell	<i>Jno. Goldsworthy.</i>
55	Tamar Valley	S-L	Ditto	Mathew Greene	<i>S. Truran.</i>
56	Teign Valley	S	Bridford	T. O. Harris.	-
57	Tregear	M	Launceston.	-	-
58	Virtuous Lady	-	Buckland Monachorum.	-	<i>E. W. Seccombe.</i>
59	Vitifer Consols, New	T	Dartmoor	Hd. G. Clarke.	<i>Jas. Browning.</i>
60	Vitifer, East	T	North Bovey	W. D. Mann	<i>Hy. Miners.</i>
61	White Works	T	Princes Town	T. H. Hitchens	W. Skewis.

SOMERSETSHIRE.

1	Charterhouse and Ubley.	Lead washed from ancient refuse and Lead ores.	Blagdon	Mendip Hills Mining Comp. (<i>Limited.</i>)	<i>Jos. Murray.</i> Wm. Rodger.
2	Waldegrave Works. P.		Mendip Hills	Waldegrave Lead Smelting Co. Thomas Kinman, <i>Sec.</i>	<i>J. Bray.</i>
3	East Harptree Works		East Harptree, Blagdon.	Wm. Henry Bumpus, <i>Sec.</i>	<i>Wm. Pannell.</i>
4	St. Cuthbert Works		Wells	St. Cuthbert Lead Smelting Co.	W. Forgan.

DERBYSHIRE.

H.M. Inspector, T. F. EVANS, ANLWCH, ANGLESEA.

BAR MASTERS.—Wapentake of Worksworth, *Anthony M. Alsop.*
High Rake Hundred, *James Longsdon.*
District of Crick, *Luke Alsop.*
Griff Grange District, *Thomas Taylor Hopton.*

The following LIST was returned to H.M. INSPECTOR of MINES by the BARMASTERS of the Districts.

No.	Mines.	Situation.	Name of Company or Proprietor.	Manager (<i>Italics</i>) and Chief Agent.
1	Back Settlements	Middleton	Thos. Spencer.	-
2	Bage	Wirksworth	Wass and Co.	Herbert Flint.
3	Black Engine	Eyam	Benjn. Bagshaw	Benj. Bagshaw, jr.
4	Black Hole	Do.	J. S. A. Shuttleworth & Co.	J. Hancock.
5	Blackstones	Brassington	Wm. Walton.	-
6	Blakelaw Field	Elton	I. Marshall.	-
7	Blythe	Winstar	H. O. Heathcote.	-
8	Bold Pit	Middleton	M. Dozey.	-
9	Bonny Lass	Cromford	Wm. Bunting.	-
10	Bradwell	Middleton	Wass and Son.	-
11	Brandybottle	Tidewell	Robt. How, Ashton, & Co.	-
12	Brick Hollow	Carsington	Joshua Ripton.	-
13	Bright's Friendly	Wirksworth	Wass and Son	N. Dozey.

No.	Mines.	Situation.	Name of Company or Proprietor.	Manager (Italics) and Chief Agent.
14	Britland's Ash Cross	Cromford	John Britland.	
15	Brooks Founder	Middleton	John Brooks.	
16	Brunt	Bonsall	Benjn. Bunting.	
17	Builder's Venture	Middleton	George Spencer.	
18	Cabins	Hartington	Geo. Goodwin and others.	
19	Cackle Mackle	Ashford	W. and A. Furniss.	
20	Cat Holes	Brassington	Saml. Bembridge.	
21	Cauk	Taddington	Geo. Dicken and Co.	
22	Chance	Cromford	Daniel Holmes.	
23	Chapeldale	Monyash	Chapeldale Mining Co.	
24	Charles Lum	Carsington	— Batterley.	
25	Coats' Field	Hartington	Wm. Mycock.	
26	Cobler	Bonsall	Joseph Knowles.	
27	Colliers' Venture	Middleton	— Spencer.	
28	Conway	Carsington	C. Brooks.	
29	Carolice Rake	Elton	Wm. Hardy.	
30	Croft	Middleton	John Spencer and Co.	John Spencer.
31	Daisy Spot	Bonsall	Joseph Henstock.	
32	Dalefield	Wirksworth	S. Buckley.	
33	Defiance	Do.	Wm. Slack.	
34	Dinah	Do.	Wass and Son.	
35	Dowell	Matlock	Hy. Buckley.	
36	Dream	Wirksworth	Wass and Son.	
37	Dun Rakes	Cromford	Do.	
38	Elton Cross	Winster	Do.	
39	Fallow Field	Cromford	Do.	
40	Fowlow	Watergroove	Joseph Morton.	
41	Friendly	Wirksworth	C. Gratton.	
42	Do.	Middleton	Ed. Mather.	
43	Gang	Cromford	Wass and Son	Jas. Flint.
44	Gibbs, Nor' Cliff	Wirksworth	Do.	
45	Glory	Crich Cliff	Do.	N. Doxey.
46	Goodluck	Middleton	N. Doxey and Co.	
47	Gerrist	Elton	J. Webster.	
48	Grey mare	Wirksworth	Wass and Son.	
49	Greencliff	Bonsall	W. Sheldon.	
50	Greener Field	Cromford	Wass and Son.	
51	Griffe Bage	Wirksworth	Charles Doxey.	
52	Guadaloupe	Do.	Daniel Walker.	
53	Hamber	Winsley	Mrs. Parker.	
54	Harbro' Rake	Brassington	Great Rake Mining Co.	
55	Hardbeat	Elton	Wass and Co.	
56	Hardrake	Ashford	Hardrake Mining Co.	
57	Heyspots	Winster	Wass and Son.	
58	Highfield	Brassington	Thos. Fearn.	
59	Hill Top	Middleton	Wass & Son	N. Doxey.
60	Hopton Wood Sough	Wirksworth	John Buckley.	
61	Hopton Wood Point	Do.	John Brooks.	
62	Horsedale Hollow	Bonsall	Henry Gratton.	
63	Hubbodale	Taddington	Geo. Walker and Co.	
64	Inkerman	Elton	Geo. Webster.	
65	Jacksans	Middleton	Wass and Son	N. Doxey.
66	Jersey Wheel	Wirksworth	Job Bunting.	
67	Kank	Middleton	Anthony Doxey.	
68	Killer's Venture	Do.	Joseph Killer.	
69	Ladnams	Elton	Charlotte Heathcote.	
70	Longrake	Middleton	Joseph Garrett.	
71	Do.	Do.	Charles Buxton.	
72	Do.	Do.	Henry Evans.	
73	Longstone Edge	Ashford	J. Fairburn and Co.	
74	Longtorr	Winster	Wass and Son.	
75	Magpie	Middleton	Wm. Spencer.	
76	Maltater's	Wirksworth	Wass and Son.	
77	Meadow Rake	Hartington	Geo. Johnson.	
78	Merry Tom	Middleton	Wass & Son.	
79	Middlepeak	Wirksworth	Do.	N. Doxey.
80	Mill Close	Wensley	Do.	H. Grotorex.
81	Mill Dam	Great Hucklow	Mill Dam Mining Co.	Leonard Maltby.
82	Milner's Venture	Wirksworth	Charles Spencer.	
83	Moletrap	Matlock	Wass and Son	Wm. Walker.
84	Moorhigh	Taddington	Ed. Millar Wass.	
85	Mould's Venture	Wirksworth	John Mould.	
86	Mount Pleasant	Bonsall	James Worthy.	
87	Nether Gall	Wirksworth	Gall Mining Co.	
88	New Buts	Cromford	John Doxey.	
89	Old Brassington	Brassington	Wass and Son	Jos. Grotorex.
90	Old End	Crich Cliff	Do.	Wm. Holmes.
91	Old Gells	Wirksworth	Wm. Street.	
92	Old Roundlow	Brassington	John Gould.	
93	Old Well	Middleton	J. Sheldon.	
94	Orchard	Wirksworth	Wass and Son.	
95	Phillip's	Do.	Do.	
96	Pitts	Winster	Hy. C. Heathcote.	
97	Platts	Middleton	E. Mather.	

No.	Mines.	Situation.	Name of Company or Proprietor.	Manager (<i>Italics</i>) and Chief Agent.
98	Plug Scrin	Middleton	Reuben Spencer.	
99	Primrose	Cromford	Wass and Son.	
100	Providence	Ibrie	Joseph Stone.	
101	Putty Hill	Ashford	Wm. Groggatt.	
102	Raith	Winster	Wass and Son	H. Grestorez.
103	Rake Head	Bradwell	Rake Head Mining Co.	
104	Rantor	Wirksworth	Wass and Son	Jas. Flint.
105	Rantor Taker	Do.	J. Spencer.	
106	Ratchwood	Do.	Wass and Son	N. Dozey.
107	Roguary	Wensley	Charlotte Heathcote.	
108	Rough Hill	Hartington	Wm. Wood.	
109	Seedlow	Ashford	E. H. Ashton & Co.	— Morton.
110	Sheepholes	Wirksworth	C. Gratton.	
111	Shore Vein	Cromford	Wass and Son	N. Dozey.
112	Silver Eye	Bonsall	Job Bunting.	
113	Do.	Middleton	Adam Walker.	
114	Slack Scrin Pipe	Ashford	John Sellers & Co.	
115	Snake	Middleton	Saml. Sheldon.	
116	Southfield	Bradwell	Moss Rake Mining Co.	
117	Southsea	Cromford	James Spencer.	
118	Spar Holes	Matlock	John Knowles.	
119	Spar Rake	Middleton	Wass and Son.	
120	Stand Hills	Bradbourne	Thos. Briddon & Co.	
121	Stillington	Carington	Joseph Rippon.	
122	Stubbin	Bonsall	Isaac Woodiness.	
123	Sunny Side	Wirksworth	Wm. Braze.	
124	Sweetner	Cromford	Ed. Holmes.	
125	Tideslow	Tideswell	Frances Redfearn's ex- cutors.	
126	Upper Goll	Griff Grange	Goll Mining Co.	
127	Wakebridge	Orich	Wass and Son	J. Bunting.
128	Waterholes	Carrington	— Batterley.	
129	Do.	Haslop	Cornelius Taylor.	
130	Waterpits	Bonsall	J. and A. Bunting.	
131	Water Saw Rake	Ashford	E. and J. Furniss.	
132	White's Pounder	Wirksworth	Wass and Son	N. Dozey.
133	White Hillocks	Matlock	E. H. Garton.	
134	Wide Rake	Ashford	Martin Oliver & Co.	
135	Yield	Bonsall	Wm. Bradley.	

SHROPSHIRE.*

H.M. Inspector, T. F. EVANS, AMLWCH, ANGLESEA.

No.	Mines.	Minerals chiefly raised.	Situation.	Name of Company or Proprietor.	Manager (<i>Italics</i>) and Chief Agent.
1	West Tankerville	L	N.E. Shelve	West Tankerville Mining Co.; J. H. Murchison.	<i>Arthur Waters.</i> William Andrew.
2	Tankerville†	L	Ditto	The Tankerville Mining Co.; J. H. Murchison.	<i>Arthur Waters.</i> J. Smitham. E. Smitham.
3	Perkins Beach	L	Ditto	Perkins Beach Mining (Co. (Lim.); W. J. Lavington.	S. Morris Ridge.
4	Bog. P.S.	L	S. of Shelve	The Bog Mining Co. (Limited); W. J. Lavington.	<i>W. T. Harris.</i> John Dalbridge.
5	Pennerley Stiperstone Mines.	L & B	S. of do.	Pennerley Mining Co. (Lim.)	
6	New Central Snailbeach	L	N.E. do.	The New Central Snailbeach Mining Co.	Enoch Parry.
7	Leeds Rock House, or S. Bog.	L	Shelve near Minsterley.	Leeds Rock House Mining Co., John Gledhill.	<i>Edward Gledhill.</i>
8	Rhadley Stiperstones	L & B	S.E. of Shelve	Rhadley Mining Co.	Edward Wardman.
9	Roman Gravels and Sawpit.	L	N.W. do.	Roman Gravels Mining Compy. (Limited); F. R. Wilson, Sec.	<i>Arthur Waters.</i> John Rowe. Peter Pugh.
10	Roman Gravels, South	L	Ditto	Ditto	John W. Powning.
11	Roman Gravels, West	B	Chirbury	Waters, Darwin, and Ridge.	John Hallamore.
12	Rorrington or West Snailbeach.	L	S.W. Shelve	Booth and Co.	Booth.

* Maps of Shelve Mining District and Minsterley, including run of lodes in most of the Mines are amongst the Mining Records.

† The old Batholes Mine.

No.	Mines.	Minerals chiefly raised.	Situation.	Name of Company or Proprietor.	Manager (<i>Italics</i>) and Chief Agent.
13	Snailbeach - -	L & Z	N.E. Shelve -	Snailbeach Mining Company; John Jones, <i>Secy.</i>	<i>Henry Dennis.</i> Jas. Coates. Jas. Mitchell. <i>Richard Smitham.</i>
14	Stiperstones, West -	L	S. do. -	Cooke and Co. -	
15	Stipertones Consols -		{ Headmont, Squillver Hill }	West Stiperstones Mining Co.	
16	Weston. P. S. - -	B	W. Shelve -	Cliffdale Mining Co.	Richard Croft, <i>Secy.</i>
17	Ladywell. P. S. - -	L	S.W. do. -	Lady Well Mining Company.	<i>Arthur Waters.</i>
18	Wotherton - - -	B	N.W. do. -	Wotherton Min.Co.	Enoch Parry.
19	Ditto - - -	B	N.W. do. -	M. Maginnis -	Robert Williams.
20	Shelve Pool - - -	L	Minsterley -	Shelve Pool Mining Company.	<i>Arthur Waters.</i>
21	Old Bathole - - -	L	Ditto - -		<i>Arthur Waters.</i>

CUMBERLAND.

H.M. Inspector, JAMES WILLIS, NEWCASTLE-ON-TYNE.

ALSTON DISTRICT.

1	Ayleburn - - -	L	Alston - - -	Ayleburn Min. Co.	J. P. Walton.
2	Bentyfield, E. End— Sun Vein. P. - -	S-L	Alston Moor* -	Alston Moor Mining Co.; Jas. Dewar.	<i>Jacob Craig.</i> Ditto.
3	Bentyfield, S. Vein— West End. P. - -	Do.	Ditto - - -		
4	Blagill. P. - - -	Do.	Ditto - - -	T. Wilson, Joseph Dickinson, & Co.	<i>Joseph Walton.</i>
5	Birohy Bank. S. - -	Do.	Ditto - - -	T. Wilson and T. Crawhall & Co.	Issac Walton.
6	Brown Gill. P. S. - -	Do.	Ditto - - -	London Lead Co.—	<i>R. W. Bainbridge.</i>
7	Brownley Hill - -	L & Z	Ditto - - -	Brownley Hill Mining Co.	<i>John P. Walton.</i>
8	Bulman Hill - - -	L	Osaby - - -	Walton and Co. -	<i>J. P. Walton.</i>
9	Calvert - - -	L	Alston - - -	Wilson, Lister, & Co.	Joseph Walton.
10	Capel Cleugh. P. - -	S-L	Ditto - - -	London Lead Co.—	<i>E. W. Bainbridge.</i>
11	Carrs and Hanging Shaw. P. - - -	Do.	Ditto - - -	Ditto - - -	<i>Ditto.</i>
12	Carr's West of Nent. P.	Do.	Ditto - - -	Carr's W. of Nent Mining Compy.	J. Blacklock.
13	Cowper Dyke Heads. P.	L	Ditto - - -	London Lead Co.—	<i>E. W. Bainbridge.</i>
14	Crossfell East and Crossfell South.	Do.	Kirkland - -	Major E. W. Bell & Co.	<i>Joseph Walton.</i>
15	Douke Burn, East End. P. - - -	Do.	Alston - - -	Dr. De May and Co.	<i>John Peart.</i>
16	Dowke Burn, West End or Cash Well. P.)	Do.	Ditto - - -	Dowgang Min. Co.	<i>Jonathan Walton.</i>
17	Dowgang Veins - -	S-L	Ditto - - -	John Carruthers and Co.	John Peart.
18	Dowpot Syke. P. - -	Do.	Ditto - - -	Major Bell -	<i>Joseph Walton.</i>
19	East Crossfell - -	Do.	Kirkland - -	London Lead Co.—	<i>E. W. Bainbridge.</i>
20	Fletcheras. P. - -	Do.	Alston - - -	John Carruthers -	John Peart.
21	Flow Edge - - -	Do.	Ditto - - -	London Lead Co.—	<i>E. W. Bainbridge.</i>
22	Gilderdale & Whitley Gallygillsyke & Bentis. P.	Do.	Alston Moor -	J. F. Masser & Co.	<i>John Peart.</i>
23	Gallygillsyke & Bentis. P.	Do.	Alston Moor -		<i>Jacob Craig.</i>
24	Grassfield. P. - -	Do.	Alston - - -	Alston Moor Mining Co.; James Dewar, <i>Sec.</i>	<i>E. W. Bainbridge.</i>
25	Guddamgill. P. - -	Do.	Ditto - - -	London Lead Co.—	<i>John Peart.</i>
26	Guttergill, East End -	Do.	Alston Moor -	John Carruthers -	Thomas Waugh.
27	Guttergill Vein, West End. P. - - -	Do.	Ditto - - -	Jonathan Davidson and Co.	
28	Holyfield. P. S. - -	Do.	Ditto - - -	D. C. Griffith & Co.	<i>John Peart.</i>
29	Long Cleugh. P. - -	L-S	Ditto - - -	London Lead Co.—	<i>Robert W. Bainbridge.</i>
30	Ditto, 2d Sun Vein -	Do.	Ditto - - -	Ditto - - -	<i>Ditto.</i>
31	Middle Cleugh. P. - -	Do.	Ditto - - -	Ditto - - -	<i>Ditto.</i>
32	Natgrass, Middle Vein. P.	Do.	Ditto - - -	D. C. Griffith & Co.	<i>John Peart.</i>
33	Nentsbury Green. P.	Do.	Ditto - - -	Alston Moor Mining Co.; Jas. Dewar, <i>Sec.</i>	<i>Jacob Craig.</i>
34	Nentsbury Pasture. P.	Do.	Ditto - - -	Ditto - - -	Ditto.
35	Park Grove Iron Vein. P.	Do.	Ditto - - -	Ditto - - -	John Richardson.
36	Peat Stack Hill - -	S-L	Ditto - - -	Ditto - - -	Ditto.

* The Alston Moor Mines are for the most part included in the Greenwich Hospital Manor Maps, of which there are copies in the M. R. O.

No.	Mines.	Minerals chiefly raised.	Situation.	Name of Company or Proprietor.	Manager (<i>Italics</i>) and Chief Agent.
37	Priordale - -	L-S	Alston Moor -	London Lead Co.	<i>E. W. Bainbridge.</i>
38	Kampgill. P. S. -	Do.	Ditto -	Ditto -	Ditto.
39	Rodderup Fell. P. -	Do.	Ditto -	Thomas Wilson, and Co.	<i>Isaac Walton.</i>
40	Scaleburn. P. -	Do.	Ditto -	London Lead Co.	<i>E. W. Bainbridge.</i>
41	Slaggy Burn - -	Do.	Ditto -	Ditto -	Ditto.
42	Small Cleugh. P. -	Do.	Ditto -	Ditto -	Ditto.
43	Thorngill, East End. P.	Do.	Alston -	Messrs. Thomas Shaw and Co.	Thomas Shaw.
44	Thorngill Slit. P. -	Do.	Ditto -	John Richardson and Co.	John Richardson.
45	Thorngill, West End. P.	Do.	Ditto -	J. P. Walton & Co.	John P. Walton.
46	Tyne Bottom. P. -	Do.	Ditto -	London Lead Co.	<i>E. W. Bainbridge.</i>

CALDBECK DISTRICT.

1	Caldbeck Fells Consols.*	L & C & Z	Caldbeck Wigton.	by	Caldbeck Fells Consolidated Mining Compy. (<i>Limited.</i>)	<i>Jas. Polglass.</i> <i>E. Trevarthan.</i>
2	Mid Cumberland	L	Ditto -	-	Walter Gath, <i>Secy.</i>	<i>W. J. Vercoe.</i>
3	Potsgill - -	L & C	Ditto -	-	Mid Cumberland Mining Compy. J. Irving, <i>Secy.</i>	<i>W. Vercoe.</i>
4	West Cumberland or Driggith.	L	Heaket Market.	New	East Cumberland Co. West Cumberland Mining Co., <i>Lim.</i> Jas. Gledhill, <i>Secy.</i>	<i>W. B. Jeffery.</i>

FURNESS DISTRICT.

1	Millom - - -	P	Heaket Market.	New	Millom Mining Co.	<i>William Barratt.</i>
---	--------------	---	----------------	-----	-------------------	-------------------------

KESWICK DISTRICT.

1	Forse Cragg - -	L & B	Keswick -	-	Straughton & Co.	<i>John Muse.</i>
2	Barrow, Goldscope, Yewthwaite, and Brandelow Mines -	L	Newlands, Keswick.	-	Hy. King, Spark -	<i>Thos. Davidson.</i>
3	Borrowdale - -	Plumbago	Scathwaite -	-	Borrowdale Plumbago Co.; Wm. Salmon.	<i>J. Wm. Dixon.</i>
4	West Cumberland Consols.†	L	Wythburn, Windermere.	-	West Cumberland Consolidated Mining Co.	<i>Ed. Gledhill.</i>
5	Wood End - - -	S-L	Keswick -	-	Saddlebach Mining Co.	<i>John F. Nevin.</i>
6	Ladstock, Rachel Wood - - -	S-L & Z	Thornthwaite -	-	The Keswick United Silver Lead Mines Co., <i>Limited</i> ; Jas. Farie, <i>Secy.</i>	<i>Wm. Francis.</i>
7	Thornthwaite Beckstone - - -	Z	Keswick -	-		

TYNEHEAD DISTRICT.

1	Calvert, East and West	L	Tynehead -	-	Robert Lister -	<i>Jos. Walton.</i>
2	Clarrifill Head P. -	Do.	Ditto -	-	Dr. De May -	<i>John Peart.</i>
3	Crossfell, West. P. S.	Do.	Ditto -	-	C. Bell and Co. -	<i>Jos. Walton.</i>
4	Patter Syke. P. -	Do.	Ditto -	-	Dr. De May and Co.	<i>Jos. Peart.</i>
5	Tyne Head or Sir John's.	Do.	Ditto -	-	White and Austin	<i>George Millican.</i>
6	Green Bank - - -	Do.	Ditto -	-	J. Carruthers & Co.	<i>John Peart.</i>

LANGASHIRE.

H.M. Inspector, T. F. EVANS, AMLWCH, ANGLESEA.

1	Coniston - - -	C	Ulverston, Ambleside.	-	Coniston Mining Co. Bennett Johns, <i>Parser.</i>	} <i>William Bawde</i> <i>Wm. Mitohall.</i>
2	Tilberthwaite - -	C	Coniston -	-	Coniston Mining Co.	
3	Coniston, Great -	C	Langdale -	-	The Greenburn Copper Mining Co.	<i>Isaac Williams.</i>

* Embraces Roughten Gill and Drygill.

† Formerly Helvelyn, sometimes called the Wythburn Mines.

DURNAM AND NORTHUMBERLAND.

H.M. Inspectors, THOMAS BELL, DURHAM, and JAMES WILLIS, NEWCASTLE-ON-TYNE.

No.	Mines.	Minerals chiefly raised.	Situation.	Name of Company or Proprietor.	Manager (Ratice) and Chief Agent.
1	Allendale, East and West, and Weardale	S-L	Allendale and Weardale.	W. B. Beaumont, M.P.	J. C. Cain.

DERWENT DISTRICT.

1	Derwent Mines. S.	L	Derwent	Derwent Mining Comp., W. S. Harvey, Secy.	John Taylor & Sons. John Marpeth.
2	Healey Field	Do.	Castle side	Healey Field Mining Co.	Wm. Muschamp.

TEESDALE DISTRICT.

1	Aahgill Head	S-L	Teesdale	London Lead Co.	Robt. W. Bainbridge.
2	Coldberry	Do.	Ditto	Ditto	Ditto.
3	Coldberry Skears	Do.	Ditto	Ditto	Ditto.
4	Dabby Syke	Do.	Middleton	D. S. Company	—
5	Flakebrigg	Do.	Teesdale	London Lead Co.	Ditto.
6	Flushams	Do.	Ditto	Ditto	Ditto.
7	Grass Hill	Do.	Middleton	Joshua Byers & Co.	John Peart.
8	Green Hurth	Do.	Ditto	J. H. Robinson & Co.	Wm. Vipond.
9	Cow Green	Do.	Ditto	Ditto	Ditto.
10	Harwood	Do.	Ditto	Harwood Mining Co.	J. H. Robinson.
11	High Skears	Do.	Ditto	London Lead Co.	Robt. W. Bainbridge.
12	Little Egglestone, S.	Do.	Ditto	Ditto	Robt. W. Bainbridge.
13	Lodge Syke and Manorgill.	Do.	Ditto	Ditto.	—
14	Langdon	Do.	Ditto	Langdon Lead Mining Co.; John J. Roddam, Sec.	Thos. Watson.
15	Sharnbury	Do.	Ditto	London Lead Co.	Robt. W. Bainbridge.
16	Pike Law, East and West.	Do.	Ditto	Thos. Wilson and Co.	Jas. and Geo. Coleman.
17	Red Groves	Do.	Ditto	London Lead Co.	Robt. W. Bainbridge.
18	Nairgill	Do.	Ditto	Ditto	Ditto.
19	Wiregill, S.	Do.	Ditto	Ditto	Robt. W. Bainbridge.
20	Willy Hole	Do.	Ditto	J. P. Walton and Co.	John Peart.
21	Snaisgill	Do.	Ditto	London Lead Co.	R. W. Bainbridge.
22	Teesdale	Do.	Harwod	Teesdale Mining Co.	J. H. Robinson.

TYNESIDE DISTRICT.

1	Fallowfield	S-L	Hexham	John Cowper and J. P. Walton.	John P. Walton. Robert Henderson.
2	Howdenside and Brockenheugh.	Do.	Barony of Langley.	J. P. Walton and Co.	G. Henderson.
3	Langley Barony	L-B	Haydon Bridge	Bewick and Partners (Lim.); F. J. Bolton, Secy.	T. J. Bewick.
4	Moralee Fell	S-L	Ditto	Moralee Mining Co., J. Hepworth, Secy.	F. Bell.
5	Newlandside	Do.	Hexham.	—	—
6	Settling Stones	L-B	Newborough, near Hexham.	Matilda Hall	Matthew Winter. W. Watson.
7	Stonecroft and Grey-side.	S-L	Fourstones, Hexham.	Stonecroft Mining Company.	Thomas Ware.
8	Whinnelley Vein	Do.	Barony of Langley.	R. Lister and Co.	Robert Lister.

No.	Mines.	Minerals chiefly raised.	Situation.	Name of Company or Proprietor.	Manager (<i>Italics</i>) and Chief Agent.
-----	--------	--------------------------	------------	--------------------------------	---

WEARDALE DISTRICT.

1	Bollyhope Hush Yew Tree, and Whitfield Brow.	S-L	Weardale Bollyhope	London Lead Co.	<i>E. W. Bainbridge.</i>
2	Bollhope Shield	Do.	Frosterly	Ditto	<i>Ditto.</i>
3	Rookhope Valley	Do.	Rookhope Valley, Middleton in Teesdale.	Rookhope Valley Company.	<i>J. H. Murchison. Daniel Brown.</i>
4	Broadley Hill	Do.	Newbiggin	Newbiggin Mining Co.	<i>Arthur Hutchinson.</i>
5	Hallywell	Do.	Frosterly	V. Rippon	Ord and Maddison.
6	Sunnyside	Do.	Wolsingham	Wolsingham Lead Company, J. T. Miller, <i>Sec.</i>	J. T. Bell.
7	Weardale Mines	Do.	Weardale	W. B. Beaumont, M.P.	J. C. Cain.

WESTMORELAND.

H.M. Inspector, THOMAS BELL, DURHAM.

1	Bayle Hill	L	Kirkby Stephen	London Lead Co.	<i>E. W. Bainbridge.</i>
2	Cloude	L	Ditto	Henry Pease	<i>John Cain.</i>
3	Dufton and Silverband	L	Near Dufton	London Lead Co.	<i>E. W. Bainbridge.</i>
4	Greenside	S-L	Patterdale	John Jameson, Wm. Whitwell, R. B. Smith, J. Thompson, <i>Directors.</i>	<i>Thomas Taylor.</i>
5	Hardshins	L	Teeside	London Lead Co.	<i>E. W. Bainbridge</i>
6	Hartley Birket	L	Kirkby Stephen	Henry Pease	<i>John Cain.</i>
7	Hilton, Murton, and Mallerstang.	S-L	Near Hilton	London Lead Co.	<i>E. W. Bainbridge.</i>
8	Nether Hearth	S-L	Teeside	Nether Hearth Mining Company.	William Vipond.
9	North Stainmore*	S-L	Near Brough	J. P. Walton & Co.	Thomas Walton.
10	Silverband*	L	Ditto.	London Lead Co.	<i>E. W. Bainbridge.</i>

YORKSHIRE.

H.M. Inspectors, THOMAS BELL, DURHAM, and F. N. WARDELL, ROTTERHAM.

1	Braithwaite*	L	East Wilton	Jos. Wighley & Co.	Thos. Rumbould.
2	Lunehead	L	Lunedale	London Lead Com- pany.	<i>E. W. Bainbridge.</i>
3	Whitewell	L	Higher Division of Forest of Bowland.	Whitewell Mining Co. (<i>Limited</i>); John Fowler, <i>Sec.</i>	<i>William Hoyle.</i>

AIREDALE DISTRICT.

1	Cononley	L	4m. from Skipton	Duke of Devonshire	<i>James Eay Eddy.</i>
2	Cowling	L	Ditto	-	<i>T. Ward.</i>

NIDDERDALE DISTRICT.

1	Hebden Moor	L	Skipton	Hebden Moor Mining Co.	Wm. Hill.
2	Craven Moor	L	Appletreewick	Messrs. Sharp	<i>D. Williams.</i>
3	Sunside Mine, <i>Cockhill</i>	L	Greenhow Hill, Pateley Bridge.	Sunside Mining Co.	<i>T. Hutchinson</i>
4	Sunside and Merrifield†	L	Ditto	Sunside Mining Co.	Wm. Marshall.
5	Stoney Groves, and part of Merrifield.	L	Ditto	Ransgill Mining Co.	<i>D. Williams.</i>
6	Yorkshire	L	Ditto	Yorkshire Mining Compy.; J. Gled- hill, <i>Sec.</i>	<i>W. Newbould.</i>

* Suspended.

† Prosperous, Providence, and a part of Merrifield forms Nidderdale mine, and is now included in Sunside and Merrifield.

No.	Mines.	Minerals chiefly raised.	Situation.	Name of Company or Proprietor.	Manager (<i>Italics</i>) and Chief Agent.
SWALEDALE AND MELSONBY DISTRICT.					
1	Arkendale or Arken-gathdale.	L	Reeth	Arkendale Mining Co.; Josh. Carter.	<i>Matthew Woodward.</i>
2	Beezy	L	Ditto		Thomas Mason.
3	Beldi Hill	L	Ditto	<i>Beldi Hill Co.</i>	James Alderson Clarkson.
4	Blakethwaite*	L	Ditto	Sir G. Denys	Thomas Raw.
5	Ellerton Moor	L	Ditto	Ellerton Moor Mining Co.	<i>Emmerson Alderson.</i>
6	Fell End	L	Ditto	Fell End Co.; J. A. Clarkson, <i>Sec.</i>	<i>Richard Peacock.</i> S. Cherry.
7	Grinton Moor P. S.	L	Ditto	<i>Ellerton Moor Mining Co.</i>	<i>Emmerson Alderson.</i>
8	Hurst	L	Ditto	<i>The Hurst Mining Co.</i>	<i>Ralph Metcalfe.</i> John Hillary.
9 ^d	Merrybent	LC	Melsonby	Merrybent Mining and Smelting Co.; John Wade, <i>Sec.</i>	<i>W. B. Quelch.</i> A. Robinson.
10	Old Gang	L	Swaledale	<i>Old Gang Co.</i> ; Jas. A. Clarkson, <i>Sec.</i>	Richard Peacock. Simon Cherry.
11	Kisdon	L	Ditto		Thomas Banc.
12	Swinnergill	L	Ditto	A. D. Lead Mining Co., Mr. Cooper.	Robt. Wharton.
13	Surrender	L	Ditto	Sir George Denys, W. S. Cooper.	<i>Thomas Banc.</i>
14	Whitaside	L	Ditto	<i>Whitaside Mines Co.</i>	Frans. Garth.

WENSLEYDALE DISTRICT.

<i>N. side of Valley.</i>					
1	Aithwaite End	L	8 mls. from Leyburn	Lightfoot's Devises	(Suspended.)
2	Apedale Head	L	9 " "	Lord Bolton	<i>John Tattersall.</i>
3	Brownfield	L	8 " "	Lord Bolton	Dobson and Co.
4	Keld Heads	L	3 " "	<i>Keld Heads Co.</i>	Jonathan Coatsworth.
5	Gavel, Starbottom, and Buckdon.	L	5 " "	<i>Thos. Kirkby, Ch.</i>	B. Lodge.
6	Sargill Side	L	4 " "	Gavel Mining Co.; B. Lodge, <i>Sec.</i>	John Cain.
7	Virgin	L	15 mls. from Leyburn	Henry Pease	Geo. Harker.
8	Woodhall*	L	7 " "	Virgin Mines Co.	J. Raisbeck.
			9 " "	Woodhall Mining Co.	
<i>S. side of Valley</i>					
9	Aysgarth Moor	L	9 mls. from Leyburn	H. T. Robinson	Costobadie and Co.
10	Thornton Moort	L	10 " "	Lord Bolton	Percival and Co.
11	Walden Head and† Wasset Fell.	L	13 " "	H. T. Robinson	Thwaite and Co.
12	Wet Groves	L	Askrigg	J. H. Bowman & Son.	<i>John Tattersall.</i>

WHARFEDALE DISTRICT.

1	Perseverance	L	Blubberhouses	Lord Walsingham W. Stead, <i>Secy.</i>	<i>W. S. Winn.</i>
2	Burhill	L	11m. from Skipton	Burhill Mining Co.	<i>Geo. Demain.</i>
3	Moosdale	L	Conistone, Kettlewell.	Moordale Mining Co.	<i>John E. Place.</i>
4	Elbolton	L-Z	Linton, Skipton	Wilkes & Co.	<i>Joshua Mason.</i>
5	Gavel Buckden	L	20 m. from Skipton.	Gavel Mining Co.	<i>Bernard Lodge.</i>
6	Grassington. P. S.	L	Skipton	Duke of Devonshire	<i>James Ray Eddy.</i>
7	Grimwith	L	14 m. from Do.	Grimwith Mining Co.; Thos. Sykes, <i>Sec.</i>	Wm. Hawley.
8	Providence Old	L	Kettlewell	W. Sykes Ward	<i>John E. Place.</i>
9	Silver Rake Kettlewell.	L	16 m. from Skipton.	J. F. Masser	<i>J. E. Place.</i>
10	New Providence	L	Skipton	Charlton & Co.	
11	Old Providence	L	17 m. from Do.	W. Sykes Ward	<i>John E. Place.</i>
12	Starbottom Cam	L	18 m. from Do.	Wharfedale Mining Co.; W. H. Burrell, <i>Sec.</i>	Charles Lodge.
13	Wharfedale	L	Kettlewell	Wharfedale Mining Co.; W. H. Burrell, <i>Sec.</i>	<i>J. E. Place.</i>
14	Yorkshire	L	14 m. from Skipton.	London Lead Co.	<i>E. W. Bainbridge.</i>
15	Do.	L	Appletreewich	Yorkshire Mining Co.	<i>W. Newbould.</i>

† A portion of Blakethwaite.

* Suspended.

No.	Miner.	Minerals chiefly raised.	Situation.	Name of Company or Proprietor.	Manager (<i>Italics</i>) and Chief Agent.
-----	--------	--------------------------	------------	--------------------------------	---

STAFFORDSHIRE.

H.M. Inspector, THOMAS WYNNE, GOONALL.

1	Ecton. S.	-	C & L	Waralaw	Colin Mather, John Mather, <i>Secy.</i>	<i>Joseph Beriaford.</i>
---	-----------	---	-------	---------	---	--------------------------

GESHIRE.

H.M. Inspector, JOSEPH DICKINSON, PENDLETON, MANCHESTER.

1	Alderley Edge. P.	-	L & C	Alderley	Alderley Edge Mining Co. (<i>Lim.</i>)	<i>John Lawton.</i>
---	-------------------	---	-------	----------	--	---------------------

WALES.

CARDIGANSHIRE.

H.M. Inspector, T. F. EVANS, AMLWCH, ANGLESEA.

1	Allt-y-Crib	-	L	7 miles from Aberystwith.	Allt-y-Crib Co.	James Leedham.
2	Allt-y-Crib, West*	-	L	" "	Tanyralt Mining Co.	C. Herbert Stokes. James Leedham.
3	Blaendyffryn	-	L	8 " "	Blaendyffryn Mining Co. (<i>Lim.</i>)	<i>E. Northey.</i>
4	Bronmwyn	-	L	17 " "	Bronmwyn Co.	<i>John Williams.</i>
5	Bronfloyd	-	L	" "	Bronfloyd Comp. (<i>Lim.</i>); C. E. Shea, <i>Sec.</i>	<i>John Davis.</i>
6	Bryn Arian and Penarn.	-	L	Taliesin	R. S. Sadler	John Ridge.
7	Brynystwith	-	L	" "	Brynystwith Co.	<i>John Kitto.</i>
8	Bwadrain	-	L	10 miles from Aberystwith.	Bwadrain Mining Company (<i>Lim.</i>); W. Battye.	N. Bray.
9	Bwlch Consols	-	S-L	8 " "	Bwlch Consols Co. (<i>Lim.</i>)	Robert Northey.
10	Bwlch-styllan	-	L	12 " "	Bwlch-styllan Mining Co. (<i>L.</i>)	<i>Robt. Northey.</i>
11	Cae Gynon or Glanrheidol United.	-	L	9 " "	Caegynon Lead Mining Comp., F. Reed Wilson.	Thomas Hodge.
12	Caenant	-	S-L	Goginan	C. E. Hayward	<i>Jas. Phillips.</i>
13	Cardigan Old Bog	-	L	Ponterwydd	Cardiganhire Old Bog Mining Co.	<i>James Overton.</i>
14	Cefn Brwyno	-	L	9 miles from Aberystwith.	Murchison & Co.	<i>Jas. Paull.</i>
15	Clara Consols	-	L	11 " "	Clara Consols Co. (<i>Lim.</i>); Wm. Battye, <i>Sec.</i>	<i>Jas. Phillips.</i>
16	Court Grange	-	L	Ponterwydd.	Court Grange Co.	-
17	Crown	-	L	Ditto	Harvey & Co.	-
18	Cwm-Erlin. P. S.	-	L	9 miles from Aberystwith.	Cwm Erlin Co.	<i>John Taylor & Sons.</i> John Williams. John Boundy.
19	Cwm-Sebon or South Darren. P. S.	-	S-L	7 " "	J. H. Murchison & Co.	-
20	Cwmystwyth. P. S.	-	L	17 miles from Aberystwith.	Cwmystwyth Co. (<i>Lim.</i>)	<i>John Taylor & Sons.</i> W. Mitchell.
21	Darren, East. P.	-	S-L	7 " "	East Darren Co. (<i>Lim.</i>)	<i>John Taylor & Sons.</i> James Garland.
22	Darren, Great	-	L	6 " "	Robert Girdwood Geo. Green.	<i>George Green.</i> Wm. Jones.
23	Darren, South	-	C & L	7 " "	S. Darren Mining Co. (<i>Lim.</i>); J. H. Murchison, <i>Sec.</i>	John Boundy.
24	De Broke	-	L	15 " "	De Broke Co. (<i>Lim.</i>)	<i>Hy. E. Taylor.</i> Wm. Michell, junr.
25	Dolclettwr	-	L	Taliesent	Richd. Gibbs	T. Williams.

* Now Tanyralt.

No.	Mines.	Minerals chiefly raised.	Situation.	Name of Company or Proprietor.	Manager (<i>Italics</i>) and Chief Agent.
26	Drigol	M-O	-	C. Hubert Stokes	John Davies.
27	Eaglebrook	L	13 " -	Eaglebrook Mining Company (<i>Lim.</i>); Wm. Batty, <i>Sec.</i>	H. Tyack. Henry Tyack.
28	Ella	L	Ystradmewig-	Robert Girdwood Geo. Green.	Geo. Green. G. Y. Dunn. Richd. Dunn. John Williamson.
29	Egair Hir	L	Llanfhangel	Egair Hir Mining Co.	
30	Egair Lle	L	{14 miles from}	West Egair Lle	Ed. Harvey.
31	Do. (West)	L, C, & Z	{Aberystwith.}	Mining Co. (<i>Lim.</i>); John Lavington, <i>Sec.</i>	
32	Egair Mwyn	L	17 " -	Robert Girdwood	G. Green.
33	Florida	L & Z	17 " -	Florida Mining Co.	John Williams.
34	Gertrude	L	Devil's Bridge	R. Girdwood Geo. Green.	George Green. S. Y. Dunn. E. Dunn.
35	Goginan P. S.	S-Z	7 miles from Aberystwith.	Goginan Co.	John Taylor & Sons. James Paull.
36	Goginan, West	L	Aberystwith	West Goginan Lead Mining Co. (<i>Lim.</i>); E. W. Leyton.	John Kitto. Wm. Trevethan.
37	Grogwinlon	L	12 " -	Grogwinlon Mining Co., George Bedford, <i>Sec.</i>	John Kitto. John Owen.
38	Havan and Henwlch	L	10 " -	Strousburg & Co.	W. Prosser.
LISBURNE MINES:—					
39	Frongoch	L	12 " -	Lisburne Mines Co. (<i>Limited</i>).	John Taylor & Sons. Henry Taylor. Thomas Ball.
40	Frongoch, West	L	12 " -		
41	Glog-fach	S-L	16 " -		
42	Glog-fawr	L	16 " -		
43	Graigoch	L	13 " -		
44	Log-y-las, East.	S.	14 " -		
45	Llawr-cwm-bach	L	10 " -		
46	Llywernog	L	11 " -	Balcombe and Co.	John Evans.
47	Melindur Valley	L	7 " -	Melindur Valley Lead Mining Co.; E. C. Ravenscroft, <i>Sec.</i>	John Kitto. Wm. Trevethan.
48	Mines, Royal	M	-		
49	Plynlimmon	L	16 " -	The Plynlimmon Mining Co. (<i>Lim.</i>); J. H. Murchison, <i>Sec.</i>	John Garland.
50	Plynlimmon, South	L	Devil's Bridge		John Walters.
51	Powell Consolidated	L	Ponterwyd	Powell Consolidated Mines Company (<i>Limited</i>); G.H. Moss, <i>Sec.</i>	N. Brog.
52	Rheidol Mine	L & B	Goginan	Rheidol Mining Co.; Ch. Eley, <i>Sec.</i>	John Ridge.
53	Rheidol United. P. S.	L & Z	10 miles from Aberystwith.	W. Spooner and Co.	R. Ridge.
54	Rhyscog	L & C	26 " -	A. Marsden and Co.	A. Marsden.
55	Royal Mines, Drwsgol and Camdwrnawr.	M	Aberayron	C. Herbert Stokes	Abel Paul.
56	Tanyrallt-Cardigan	L	7 " -	Tanyrallt Cardiganshire Silver Lead Mining Co.	C. Herbert Stokes. John Davis.
57	Tyllwyd	S-L	Owmrheidol	Tyllwyd S.L. Mining Co.	John Paul.
58	Tynyron	L	9 miles from Aberystwith.	Robt. Northey	Robt. Northey.
59	Vale of Rheidol	L	-		John Paul.
60	Vaughan	L	8 " -	Vaughan Mining Co. (<i>Lim.</i>)	John Taylor & Sons. Jas. Garland.
61	West Cwm Erfin	L	7 " -	West Cwm Erfin Co.	J. Taylor & Sons. James Paull.
62	Van Great West	L	Pontnewyd	Mathew Green and Co.	Jas. Beach. W. Branwell.

RADNORSHIRE.

H.M. Inspector, T. F. EVANS, AMLWCH, ANGLESEA.

Owm Elan*	L	Rhayarder	Owm Elan Mining Co.	W Goldsworthy.
-----------	---	-----------	---------------------	----------------

PEMBROKESHIRE.

H.M. Inspector, T. E. WALES, SWANSEA.

Llanfyrnach	L	Newcastle Emlyn	Messrs. Lawson and Evans; L. H. Evans, <i>Secy.</i>	Joseph Roberts.
-------------	---	-----------------	---	-----------------

* Suspended.

No.	Mines.	Minerals chiefly raised.	Situation.	Name of Company or Proprietor.	Manager (<i>Italics</i>) and Chief Agent.
-----	--------	--------------------------	------------	--------------------------------	---

MERIONETHSHIRE.

H.M. Inspector, T. F. EVANS, AMLWCH, ANGLESEA.

1	Aberdovey	L	Towyn	Liscombe & Co.	—
2	Bwlch-y-plwm	L	Llanfrothen	Penrhyn deudraeth Lead Mining Co.	John Edwards.
3	Caeuant	L	Ditto	Williams, Jones, & Co.	Wm. Williams.
4	Catherine and Jane	L	Penrhyn	Mereweather & Co.	<i>Geo. Williams.</i>
5	Cwmhesian	L	Dolgelly	Wm. B. Collett	T. N. Roberts.
6	Cyfanid	L	"	L. H. Evans	Jno. Jones.
7	Cyfranidd	L	"	Cyfranidd Mining Co.	Wm. Whitehouse.
8	Cyfranidd Bach	L	"	Cyfranidd Bach Co.	Rt. Williams.
9	Dolfrwynog, West	L	"	Wm. B. Collett	<i>E. M. Roberts.</i>
10	Drws-y-nant	L	Drws-y-Nant	Liverpool Co.	Hy. Hotchkiss.
11	Fuchus-wen	L	Talsarnan	Williams & Co.	John Williams.
12	Glanllwyd	L	Corw	Glanllwyn Mining Co.	<i>John Kemp.</i>
13	Glanllwyd	L	Dolgelly	Readwin & Co.	John Parry, jun.
14	Glaadir	L	"	Glaadir Mining Co.	W. G. Roberts.
15	Gwynfynydd	L	"	New Gwynfynydd Mining Co.	F. M. Roberts.
16	Harlech Lletty	P	Llanfihangel-y-Traethau.	Edward Jones, Esq.	E. Lloyd.
17	Great Manod	L	Festiniog	R. L. Barrow	<i>S. Roberts.</i>
18	Vigra and Clogau	L	Dolgelly	Vigra and Clogau Co.	H. Vickers.

CARNARVONSHIRE.

H.M. Inspector, T. F. EVANS, AMLWCH, ANGLESEA.

1	Aberllyn	L & Z	Bettws-y-coed	Williams & Davies	<i>Isaac Williams.</i>
2	Ashton	L	Abersoch - Pwllheli.	Ashton Mining Co. (<i>Limited</i>).	<i>M. H. Whitford.</i>
3	Bryn Cenhadon	L	Trefriw	John Roberts	<i>W. Tipton.</i>
4	Bryneisteddfod	L	Llanrwst	Thomas Cartwright	<i>Owen E. Hughes.</i>
5	Bwlchycyrau	L	Bettws-y-coed	John Jones & Co.	John Roberts.
6	Cae Coch	P	Trefriw	Wm. Hill and Sons	(Standing.) <i>Robert Williams.</i>
7	Clogwynnoch	L	Carnarvon	E. Sillifant	<i>E. Sillifant.</i>
8	Coedmawr-pool	L	Bettws-y-Coed	E. W. Thomas	Edward Edwards.
9	Corlianfarchof	L	Llanrwst	Adam Byton	John Taylor.
10	Cwm Dwyfor	L	Llanfihangel	C. D. Mining Co.	John Davies.
11	Cwmdylli or Great Snowdon Mountain.	L	Llanberis	The Great Snowdon Copper Mining Co.; J.B. Grosbie, Sec.	Thomas Collier. <i>Edward Spargo.</i>
12	Denis	L	Pwllheli	Williams and Co.	<i>Ed. Griffiths.</i>
13	Drws-y-Coed	L	Nantlle	Wm. Forster	Thomas Lewis.
14	Ffrith Coedmawr	L	Llanrwst	"	Isaac Jones.
15	Ffeiddn or Willoughby Mine.	L & Z	Ditto	Murchison and Pyne.	H. Nottingham.
16	Fuchsalas	L	Ditto	Hitchins and Newton.	<i>William Bennett.</i>
17	Great Mountain	L	Nantlle	Great Mountain Co.	John Hutton.
18	Gwaithucha'	L	Llanrwst	Williams & Roberts	Thomas Evans.
19	Hafna	L	Ditto	Barkus and Beed	<i>William Owen.</i>
20	Hafod-y-porth	L	Beddgelert	W. & H. Jones	John Roberts.
21	Llanafhaiarn	L	Pwllheli	John Cowper.	—
22	Llanberis	L	Llanberis	Wallace W. Cragg	W. Lloyd Williams.
23	Llanrwst	L	Nant	Llanrwst Lead Mining Co.	<i>Robert Knapp.</i>
24	Llyydd-bach	L	Beddgelert	"	Bine Davies.
25	Nant	L	Bettws-y-Coed	Henry Yates	<i>E. Knapp.</i>
26	Pantwyn	L	Abersoch	Pantwyn Min. Co.	Alfred Evans.
27	Penant	L	Beddgelert	H. Jones and Roberts.	—
28	Portniqel	L	Abersoch	Portniqel Min. Co.	Alfred Evans.
29	Pencraig	L & Z	Llanrwst	Thomas Goddard & Co.	<i>T. Goddard.</i>
30	Penrhyn	L	Llanfrothen	W. Cassontor	W. Edwards.
31	Rhenadrwt	L	Llanrwst	John E. Jones	William Johns.
32	Symdde Dylluan	L	Nantlle	Symdde Dylluan Co.; J. Y. Watson, Sec.	<i>John Evans.</i> <i>John Roberts.</i>
33	Sygn	L	Beddgelert	Mrs. McKillar	W. S. Searle.
34	Tan y Bwlch	L	Abersoch, Pwllheli.	J. S. Cambell.	<i>W. B. Jeffrey.</i>
35	Tyntwil	L	Llanrwst	Jehu Hichons & Co.	W. Quick. Wm. Bennetts.

No.	Mines.	Minerals chiefly raised.	Situation.	Name of Company or Proprietor.	Manager (<i>Italics</i>) and Chief Agent.
-----	--------	--------------------------	------------	--------------------------------	---

CAERMARTHENSHIRE.

H.M. Inspector, THOMAS E. WALES, SWANSEA.

1	Vale of Towey, now Bryn Towy & Nant.	L & Z	Carmarthen	A. Waters, & Co.	<i>Arthur Waters.</i> <i>Jas. Gundry.</i>
2	Gilfach	Z	Ditto	Gilfach Silver Lead Mining Co.	<i>J. Cardow.</i>
3	Nant-y-Mwyn	Z	Llandovery	Williams and Co.	<i>Thomas Michell.</i>

BRECKNOCKSHIRE.

H.M. Inspector, T. F. EVANS, AMLWCH, ANGLESEA.

1	Nant-y-Car	C & Z	Llanwrthwl	Geo. R. Tetley	<i>James Skimming.</i> <i>Henry Phillips.</i>
---	------------	------------------	------------	----------------	--

MONTGOMERYSHIRE.

H.M. Inspector, T. F. EVANS, AMLWCH, ANGLESEA.

1	Aberdaunant	Z	Llanidloes	Aberdaunant Lead Mining Co. (<i>Ltd.</i>); Bobt. Smith, <i>Sec.</i>	Simon Toy.
2	Berwyn	<i>Phosphate of Lime.</i>	Llandertel	F. C. Hills & Co. D. R. Davies.	<i>John Evans.</i>
3	Cae Conroy or Ty-Isa	Z	12 miles from Machynlleth.	Sir John Conroy	Thomas Owen.
4	Caelan	Z	Ditto	Caelan Mining Co.; J. B. Masefield, <i>Sec.</i>	<i>John Hughes.</i> <i>Edward Evans.</i>
5	Cwmbyr	L & Z	Machynlleth	Cwmbyr Mining Co. Wm. Battys, <i>Sec.</i>	<i>N. Bray.</i>
6	Cwm Bychan	Z	Ditto	Cwm Bychan Mining Co.	Thomas Owen.
7	Cwm Nant Ddu	Z	Ditto	Cwm Nant Ddu Mining Co.; W. H. Harrison, <i>Sec.</i>	John Trewin.
8	Cwm Ricket and Maesnant.	Z	-	Cwm Ricket Mining Co.	<i>Thos. Grenfell.</i>
9	Cwm Tudor	Z	Machynlleth	C. Hubert Stokes	<i>Edwd. Williams.</i>
10	Cyfarthfa	C & Z	Ditto, 11 m. from	Cyfarthfa Mining Co.	<i>Edwd. Williams.</i>
11	Dylife	C & Z	Llanidloes, 10 m. from.	Dylife Lead Mining Co.; E. J. Burgess, <i>Sec.</i>	<i>Edward Evans.</i> <i>Ed. Rogers.</i>
12	East Cwm Vron or Capel Benhocgiog.	Z	Ditto	East Cwm Vron Mining Co.	John Kitto.
13	Esgair Llyn	-	Machynlleth	C. Hubert Stokes	<i>Isaac Williams.</i>
14	Fron Vellan	Z	Ditto	Fron Vellan Mining Co.	<i>Edwin Harper.</i>
15	Glan Severn	Z	9 miles from Llanidloes.	Glan Severn Mining Co.; W. H. Harrison, <i>Sec.</i>	<i>John Kitto.</i>
16	Llanerchyrour	Z	12 miles from Machynlleth.	Sir John Conroy	Thomas Owen.
17	Llangynog, East	Z	Llanrpaidr	E. Llangynog Mining Co.	<i>Jas. Hill.</i> <i>E. Pascoe.</i> <i>James Hill.</i>
18	Llangynog, New, formerly Willoughby.	Z	Oswestry	New Llangynog Mining Co.; George Haswell, <i>Sec.</i>	
19	Llechweddmawr	Z	Machynlleth	C. Hubert Stokes	<i>I. Williams.</i>
20	Moel-fadlan	C	Ditto	C. Hubert Stokes	<i>Isaac Williams.</i>
21	Nant Lago	Z	Llanidloes, 12 m. from.	Nant Lago Mining Co.	<i>Wm. J. Lafrance.</i> <i>J. Burton.</i>
22	Nant-y Ricket	C	Llanidloes	Nant-y Ricket Mining Co.; D. Cameron Park, <i>Sec.</i>	<i>Thos. Grenfell.</i>
23	Pengwern	Z	Llanidloes, 12 m. from.	Llangynog Mining Co.	<i>Capt. Knotwell.</i>
24	Pen-y-clyn	Z	Llanidloes, 3 m. from.	Pen-y-clyn Mining Co.; John Jones, <i>Secy.</i>	<i>Leigh Howell.</i> <i>Wm. Clamence.</i>
25	Rhoswyddol and Bachheiddon.	Z	Machynlleth	Rhoswyddol Mining Co.	<i>George Green.</i> <i>H. Roberts.</i>

No.	Mines.	Minerals chiefly raised.	Situation.	Name of Company or Proprietors.	Manager (<i>Italics</i>) and Chief Agent.
26	Rhiwarth - -	Z	Llanidloes -	Llangyug Mining Co.	Geo. Haswell.
27	Siglanlas - -	Z	Ditto -	Siglanlas Mining Co.	D. Williams.
28	Snow Brook - -	Z	Ditto -	Private Co. -	T. Owen.
29	Van - - -	Z & X	Ditto, 3 miles -	Van Mining Co., W. T. Lavington, Sec.	<i>William Williams.</i> W. H. Williams.
30	Van, Central - -	Z	Llanidloes, 3 m. from.	Central Van Mining Co.	S. Martin.
31	Van Consols - -	Z & B	Ditto -	Montgomery Lead and Barytes Co., (Lim.) & M. Greene, Sec.	<i>James Roach.</i>
32	Van, East - -	Z	Ditto -	East Van Mining Co.	<i>Wm. Williams.</i> Owen Williams.
33	Van, South - -	Z	Ditto -	S. Van Mining Co.	<i>James Roach.</i>
34	Wye - - -	Z	Ditto -	John Paull	John Paull.
35	Wye Valley - -	Z	- - -	Wye Valley Lead Mining Co.; E.C. Ravenscroft, Sec.	<i>John Kitto.</i> W. Haucok.

DEBIGNSHIRE.

H.M. Inspector, T. F. EVANS, AMLWCH, ANGLESEA.

1	Clegir Mawr - -	Z	Llangollen -	Clegir Mawr Co. -	J. Kemp.
2	Eglwysag Extension -	Z	Ditto -	C. B. Dyer & Co.	<i>C. B. Dyer.</i>
3	Glanalyon - - -	Z	Llanferres -	- - -	Wm. Roberts.
4	Llanarmon - - -	Z	Mold -	Llanarmon Lead Mining Co. (Lim.) Messrs. Bartlett and Chapman.	Wm. Clemence.
5	Minera - - -	Z	Wrexham -	Minera Mining Co.; John Frazer, Sec.	<i>John Darlington.</i>
6	Minera Boundary - -	Z	Ditto -	Minera Boundary Company.	<i>John Nanorarrow.</i>
7	Minera North - -	Z	Ditto -	North Minera Mining Co.	Thos. Roberts.
8	Minera Union - -	Z	Ditto -	Minera Union Co.	Joseph Nicholls.
9	Nant Minera - -	Z	Ditto -	Nant Minera Co.	F. Owen.
10	Park - - -	Z	Ditto -	Park Company -	Sampson Mitchell.
11	Pool Park - - -	Z	Ditto -	S. Mitchell & Son -	<i>S. Mitchell and Son.</i>
12	Westminster. P. S. -	Z	Llanarmon -	Westminster Mining Co.	A. Ede.
13	Westminster East -	Z	Ditto -	East Westminster Co.	A. Ede.

FLINTSHIRE.

H.M. Inspector, T. F. EVANS, AMLWCH, ANGLESEA.

1	Brynmain - - -	Z	Halkin -	Brynmain Mining Co.	Richard Edwards.
2	Celyn Level - - -	Do.	Holywell -	Gorsedd M. Co. -	John Jones.
3	Cilcaen Hal - - -	Do.	Halkin -	C. H. M. Co. -	John Pritchard.
4	Coetia Llwy - - -	S-Z	Holywell -	Talargoch Mining Co.	William Smith and William Bowen, jr.
5	Duchess of Westminster.	Z	Ditto -	- - -	- - -
6	East Pant-du - - -	Do.	Mold -	E. P. duMining Co.	John Jones. John Lean.
7	Erwfein - - -	Do.	Ditto -	Erwfein Mining Co.	John Parry.
8	Fron - - -	Do.	Holywell -	Fron Mining Co. -	<i>Stephen Harper.</i>
9	Gladstone - - -	Do.	Halkin -	Wm. Roberts and Co.	Jos. Ellis.
10	Glan Alyn - - -	Do.	Mold -	Glan Alyn Mining Co.	<i>W. Roberts.</i>
11	Golden Grove - -	Do.	Ditto -	Golden Grove Co.	<i>Wm. Frances.</i>
12	Gorsedd, Celyn Level -	Do.	Ditto -	Gorsedd M. Co. -	John Jones.
13	Great Fron Fawnog -	Do.	Ditto -	G. Fron Fawnog Mine Co.	W. Wasley.
14	Gronant - - -	Do.	Rhyl -	Gronant Mining Co.	<i>J. Sandoe.</i>
15	Gwaenygor - - -	Z & X	Ditto -	Gwaenygor M. Co.	<i>Wm. Francis.</i>
16	Halkin, Deep Level, and Pant-y go. P.S.	Z	Halkin, Holywell	Deep Level and Halkin Mining Co.	<i>John Taylor & Sons.</i> W. Littlejohns. John Jones.
17	Hazel Grove - - -	Do.	Holywell -	H. G. Mining Co.	<i>W. Wasley.</i>
18	Henblas North - -	Do.	Ditto -	Henblas Mining Co.	W. Francis.
19	Hendre East - - -	Do.	Halkin -	F. Lloyd	Ed. Lloyd.
20	Hendre North - -	Do.	Holywell -	Hendre Mining Co.	<i>W. Lean.</i> J. Lloyd.

* Embracing Kilmorie, Valentine, and other small mines.

No.	Mines.	Minerals chiefly raised.	Situation.	Name of Company or Proprietor.	Manager (<i>Italics</i>) and Chief Agent.
21	Holywell Level	Z	Holywell Mountain.	Holywell Level Co.	Wm. Lean.
22	Llanarmon	Do.	Holywell Mountain.	Llanarmon Mining Co.	<i>W. Clemence.</i>
23	Nantymwyn	Do.	Holywell Mountain.	Brwfellin Mining Co.	<i>C. D. Williamson.</i>
24	North Henblas	Do.	Holywell	North Henblas Mining Co.	E. Roberts. Wm. Francis.
25	North Hendre	Do.	Mold	N. H. Mining Co.	John Lean.
26	Pant-du and Waenlass	Z & X	Ditto	Pant-du Mining Co.	W. Davies.
27	Pantynnwyn	Do.	Ditto	P. Mining Co.	John Edwards.
28	Pant-y-Buarth. P. S.	Do.	Ditto	Pant-y-Buarth Co.	James Edwards.
29	Pantype	Do.	Holywell	Pantype Mining Co.	Robert Davis.
30	Parry's Mine	Z & X	Halkin	Parry's Mine Co.	<i>J. Roberts.</i> T. Roberts, jr. Edward Jones.
31	Pen-y-gelli	Z	Cilcen	Pen-y-gelli Mining Co.	John Lloyd.
32	Pen-yr-orseidd	Do.	Northop	Harrison, Hughes, and Co.	John Lloyd.
33	Pennant	Do.	Holywell	Pennant Mine Co.	E. Nantkivelle.
34	Prince Patrick	Z & X	Mold	Prince Patrick Mining Co.; G. S. Caunter.	<i>Wm. Francis.</i> Thos. Jones.
35	Prince Patrick, North	Z	Ditto	G. H. Cardozo	<i>John Jones.</i>
36	Prince of Wales	Do.	Halkin	Thos. Ellis & Co.	Thomas Ellis.
37	Pwll-gwen-llan	Do.	Ditto	Ed. Williams, Sec.	Capt. Harper.
38	Pwllmelyn	Do.	Ditto	R. Morris & Co.	David Jones.
39	Rhewl	Do.	Holywell	Rhewle Mining Co.	Thos. Roberts.
40	Rhosesmor	Do.	Halkin	Rhosesmor Mining Co.	<i>Thos. Julian.</i>
41	Silver Rake	Do.	Ditto	Silver Rake Mining Co.	David Jones.
42	Sir Edward	Do.	Holywell	Sir Edward Mining Co.	Joseph Rustice.
43	South Kilmorey	Do.	Holywell	S. K. Mining Co.	Thomas Pearce.
44	South Merlyn	Do.	Holywell	S. Merlyn Mine Co.	Jno. Jones.
45	Speedwell	S-Z	Ditto	Speedwell Mining Co.	—
46	St. Lawrence	Z	Ditto	St. L. Mining Co.	<i>W. Wasley.</i>
47	Talacre	Z & X	Ditto	Talacre Mining Co.	William Sandoe.
48	Talargoch { Mae-yr-erwddu Coetia Llyn. }	Do.	Dyserth Rhyll. near	Talargoch Mining Co.; W. Smith (Sec.)	Goodman Ellis.
49	Trellynia	Z	Holywell	Trellynia Co.	—
50	Trus Blue	Do.	Ditto	True Blue M. Co.	<i>Goodman Ellis.</i>
51	Valentine	Do.	Ditto	Valentine Co.	D. Jones.
52	Voely-crio	Do.	Halkin	Thos. Ellis & Co.	Thos. Ellis.
53	Vron	Do.	Ditto	Vron Mining Co.	John Pritchard.
54	Wagstaff	Do.	Ditto	Thos. Jones & Co.	Thos. Jones.
55	West Bryncelyn	Do.	Mold	Bryncelyn M. Co.	J. Lloyd.
56	West Panty-go	Do.	Halkin	Panty-go M. Co.	Stephen Harper.
57	West Milwr	Do.	Holywell	W. M. Mining Co.; J. H. Tilly.	<i>William Francis.</i> Thos. Jones.

ANGLESEA.

H.M. Inspector, T. F. EVANS, AMLWCH, ANGLESEA.

1	Mona Mine	C	Amlwch	Mona Mine Co.; Jas. R. Watkins, Secy.	<i>William Hughes.</i>
2	Panty Gaseg	C	Bull's Bay	Pantygases Mining Co.	<i>James M. Williams.</i>
3	Parys Mine. P. S.	C	Amlwch	Parys Mountain Mines Co., Lim.; F. B. Wilson, Sec.	<i>Thomas Mitchell.</i> John Lewis. Owen Pritchard.
4	Parys, East, United	—	Ditto	East Parys United Mines Co.	Thomas Mitchell.

ISLE OF MAN.

H.M. Inspector, T. F. EVANS, AMLWCH, ANGLESEA.

1	Abbey Lands	Z & X	Onchan	Private Co.	G. Torrance.
2	Ballaorkish	Z & X	Bushen	Ballaorkish Co.	Capt. Trowren.
3	Baldwin East	Z	Baldwin	Baldwin Mining Co., Limited.	<i>Evck. Bawden.</i>
4	Bradda	Z & C	Bradda Head	Bradda Mining Co., Limited.	Richard Barkell.
5	Falcon Cliff	Z & X	Bushen	Falcon Cliff M. Co.	John Barkell.
6	Foxdale	Z	Southern Hills	Isle of Man Mining Co., Limited.	W. Kitto.
7	Foxdale East	Z & X	Douglas	East Foxdale Mining Co.	<i>W. H. Rowe.</i> Ed. Bawden, jr.

No.	Mines.	Minerals chiefly used.	Situation.	Name of Company or Proprietor.	Manager (<i>Italics</i>) and Chief Agents.
8	Great Laxey -	L C & Z	North-Eastern Hills.	Gt. Laxey Mining Co., Limited.	<i>John Cornish.</i>
9	North Laxey -	L & Z	Do.	North Laxey Mining Co., Limited.	<i>J. H. Murchison.</i> <i>Richard Rowe.</i>
10	Glenroy -	L	Central Hills -	Gt. Laxey Mining Co., Limited.	<i>J. Cornish.</i>
11	Glenaldyn -	L	Northern Hills	Private Company	<i>W. H. Rowe.</i>
12	Laxey, North -	L			
13	Manghold Head* -	C	Manghold Head, eastern coast.	Rowe & Murchison	<i>Iditto.</i>
14	-	L-Z	Laxey -	-	<i>R. Rowe.</i>
15	Malaw* -	U & L	Ditto -	Park, Pittar & Co.	<i>G. Farrance.</i>
16	Northern Mine* -	L	Manghold -	Northern Mining Co., Limited.	<i>E. Rowe.</i>
17	Arbory and Rushen -	U & L	Laxey -	Park, Pittar & Co.	<i>G. Farrance.</i>
18	Ohio -	L	East Baldwin -	Ohio Crown Lead and Silver Co.	<i>Thomas Bawden, junr.</i>
19	Rennie Laxey -	L	East coast -	Rennie Laxey Mining Co., Limited.	<i>W. H. Rowe.</i>
20	Snaefell, Great -	L & C	East of Snaefell	Snaefell Mining Co., Limited.	<i>Henry James.</i>
21	Snaefell, East -	L	Do. -	E. Snaefell Mining Co.	<i>W. H. Rowe.</i>

* Suspended.

IRELAND.

H.M. Inspector, JOSEPH DICKINSON, PENDLETON, MANCHESTER.

1	Avondale -	L	Bathdrum -	-	<i>Chas. S. Parnall.</i>
2	Ballycummiak. P. S. -	C	Cork -	Ballycummiak Mining Co., Lim.	<i>Edward Daniel.</i>
3	Ballygahan -	C & P	Ovoca, Wicklow -	Henry Hodgson -	<i>Henry Robinson.</i> <i>W. Barkla.</i> <i>John Hodge.</i> <i>Robert Cowle.</i>
4	Ballymurtagh. S. -	C & P	Ditto -	Wicklow Copper Mine Co.; Thos. Baker, Sec.	<i>Charles Thomas.</i>
5	Bantry Lead Mine - (<i>Killoenoque.</i>)	L	Cork -	Martyn Dennis and Co.	<i>H. Robinson.</i>
6	Barravone -	L	Wicklow	H. Hodgson -	<i>James W. Crase.</i>
7	Berehaven -	C	Aleihles, Bantry	Berehaven Mining Co., Limited; G. F. Bacon, Sec.	<i>Charles Thomas.</i>
8	Brandon Barytes - (<i>Dreanalamane.</i>)	C & B	Ditto -	Martyn Dennis and Co.	<i>W. Thomas.</i>
9	Cappagh -	C	Ditto -	-	<i>John Down.</i>
10	Connorree -	P	Wicklow -	Connorree Mining Co.	<i>Saml. Hyde.</i> <i>Geo. Oates.</i>
11	Coosheen -	C	Cork -	-	<i>W. H. Brunton.</i>
12	Cronebane. P. S. -	P	Wicklow -	Associated Irish Mining Co.	<i>Saml. Bailey.</i>
13	Dunbeacon -	B	Bantry -	British Barytes Co., Limited.	<i>Thos. Tonkin.</i>
14	Dundalk -	L	Armagh -	Dundalk Silver Lead Mining Co.	<i>J. Phillips.</i>
15	Glandore -	B	Cork -	Glandore Min. Co.	<i>Stopped.</i>
16	Gurtavallig -	C	Ditto -	Carberry Mining Company.	
17	Gurtynadyne -	L	Tipperary -	The Shallee Silver Lead Mining Co.	
18	Kilmorie -	S-L			
19	Knockmahon. P. S. -	C	Waterford -	Mining Company of Ireland, Lim.	<i>William Harold, Sec.</i>
20	Luganure and Glendalough. P. S. -	L	Wicklow -	Mining Company of Ireland, Lim.	<i>Iditto.</i>
21	Mount Gabriel -	C	Cork -	Mount Gabriel Mining Co.	<i>Jas. Sampson.</i>
22	Glengowla -	L	Oughterard, Galway.	Galway Mining Co.	<i>John Gibb.</i>
23	Roaring Water -	C	Cork -	Roaring Water Co.	
24	Shallee, East* -	L	Tipperary -	The Shallee Silver Lead Mining Co.	
25	Silver Mines* -	L & L	Ditto -	General Mining Company; Edward Moran, Sec.	
26	Ternakill -	C & P	Galway -	Henry Hodgson.	<i>C. F. Williams.</i>
27	Tigrony. P. S. -	P	Wicklow -	Williams and Co.	<i>Saml. Uren.</i>

* In liquidation.

SCOTLAND.

H.M. Inspector, WILLIAM ALEXANDER, GLASGOW, for Western District.

RALPH MOORE, GLASGOW, for Eastern District.

No.	Mines.	Minerals chiefly raised.	Situation.	Name of Company or Proprietor.	Manager (<i>Italics</i>) and Chief Agent.
1	Black Craig East	L	Newton Stewart, Kirkcudbrightshire.	East Black Craig Co.; V. W. Jones, Sec.	<i>Thos. Cogar.</i> <i>John Betty.</i>
2	Corrantee	L	Do.	Davidson and Co.*	—
3	Garries	S-L	Kirkcudbrightshire.	—	Stanley O. Asha.
4	Gourock	C	Greenock	Gourock Copper Mining Co.	—
5	Islay Lead Mines	L	Isle of Islay	Islay Lead Mining Co.; G.S. Caunter, Sec.	<i>H. B. Vercoe.</i> <i>W. J. Vercoe.</i>
6	Lead Hills. P. S.*	L	Lanarkshire	Lead Hills Mining Co.; William Muir, Sec.	<i>John F. Nevis.</i> <i>Thos. Newbigging.</i> <i>Jas. Archeson.</i>
7	Loch Tay	C	Perthshire	The Earl of Breadalbane.	—
8	Lockwinnoch	C	Renfrewshire	Lockwinnoch Mining Co.	Moncrief Mitchell.
9	South of Scotland (formerly <i>Creetown</i>).	L & C	Kirkcudbright	South of Scotland Mining Company.	Phillip Hawke.
10	Wanloch Head	L	Dumfries	Duke of Buccleuch	Thomas B. Stewart.
11	Woodhead. P.	L	Kirkcudbright	The Woodhead Mining Co.	<i>W. B. Jeffrey.</i>

* Sir T. M. Riddle the lord of the soil. John Gill, lord's agent; John F. Nevin, company's agent.

NOTE.

Beyond the Plans and Sections of the Mines which are marked in the foregoing lists, there are in the MINING RECORD OFFICE extensive collections of Plans and Sections of Mines which have been long abandoned, and statistical information respecting a large number.

No. II.

IRON MINES OF GREAT BRITAIN
AT WORK IN 1874.

[This List does not include the Iron Stone Mines in the Coal Measures.]

CORNWALL.

H.M. Inspector, CLEMENT LE NEVE FOSTER, TRURO.

No.	Name of Mine.	Situation.	Name of Proprietor or Company.	Name of Manager or Agent.
1	Blackhay	Withiel	Agra Banking Co.	A. J. Whalley.
2	Canna and Rocks, East	Luxulyan	East Rocks Company	Woodman Hore. J. W. Coom, <i>Purser.</i>
3	Colbiggon	Roche	Yniscedwyn Iron Co.	Richd. Thomas.
4	Coldvreach, Higher and Lower.	St. Austell	The Ironmasters Co.	W. H. Hosking.
5	Constantine	Constantine	J. Btoden and Son	George Noble.
6	Duchy and Peru	Perranzabuloe	The Cornish Consolidated Iron Mines Corporation, <i>Limited</i> , J. S. Collard, <i>Secy.</i>	Wm. Parkyn.
7	Gravell Hill	Ditto	Ditto	Wm. Parkyn.
8	Killifreth	St. Austell		H. Kessell.
9	Knightor	Ditto	G. B. Sandeman.	
10	Ladock and Treverbyn	St. Stephen	Faithful, Cookson, & Co.	W. H. Hosking.
11	Lanivet or West Down	Lanivet	Begbie & Co.	Arthur L. Begbie.
12	Mount	Perranzabuloe	Agra Banking Co.	A. J. Whalley.
13	New Mills	Ladock	New Mills, Ladock, Iron Mines Co.	Alf. Hewlett.
14	Pawton	St. Breock	The Native Iron Ore Co.	Walter Baxter. W. H. Hosking.
15	Queen's	Roche	Queen's Iron Mine Co.	John Keasell.
16	Rashleigh Huel	Luxulyan	Rowe & Co.	William Floyd.
17	Restinnis and Treffry	St. Blazey	Restinnis and Treffry Iron Mines Co.	Thomas Floyd.
18	Restormel Royal	Lostwithiel	John Taylor and Sons	Wm. Cook. C. D. Taylor.
19	Rose Huel	Breage.		
20	Rostidgon and Deep Level.	St. Wenn	Demelza Hematite Ore Co.	John Can.
21	Ruby and Trethurgy	St. Austell	Alfred Allott	Ed. Faulconer.
22	St. Stephens	Ditto	St. Stephens Iron Ore Co.	G. B. Sandeman.
23	Terras South	Grampond Road		J. H. James.
24	Tolbenney	St. Stephens.		
25	Tower Consols	Roche		David Cock.
26	Treamble	Perranzabuloe	The Cornish Consolidated Iron Mines Corporation, <i>Limited</i> .	Wm. Parkyn.
27	Trebarvah	Ditto	Trebarvah Mining Co	Sir H. F. Cox.
28	Trebisken	Ditto	Agra Banking Co.	A. J. Whalley.
29	Tregouetha	St. Wenn	St. Wenn Iron Mines Company.	S. K. Cocks.
30	Tremore	Lanivet	Tremore Iron Ore Co.	Saml. Hockaday.
31	Tretoil	Bodmin	Tretoil Tin and Iron Mining Co., <i>Limited</i> .	W. F. Pagan.
32	Treverbyn	St. Austell.		
33	Withiel	Withiel	T. Richardson and Co.	Wm. Richards.

No.	Name of Mine.	Situation.	Name of Proprietor or Company.	Name of Manager or Agent.
DEVONSHIRE.				
<i>H.M. Inspector, CLEMENT LE NEVE FOSTER, TRURO.</i>				
1	Bamfylde	North Molton	Bamfylde Copper Mining Co.	Samuel Mitchell.
2	Bulkamore	Rathery	Bulkamore Magnetic Iron Co.	H. Cooper & Co.
3	Bradbury	North Molton.	—	—
4	Bratton Fleming and Sherwill.	Barnstable	Sir A. Chichester	R. Dawson Clegg.
5	Challacombe, West	Combartin	J. Carter.	—
6	Chinter	Brixham	—	Wm. Browne.
7	Countesbury	Lynmouth	—	John Comer.
8	Florence	North Molton	Florence Mining Co. Limited.	Sidney Hawkins.
9	Furzeham	Brixham	W. Browne	Pharoah Gross. J. H. Pearson.
10	Girt Down	Combartin	J. D. Jordan	—
11	Goodrington	Paignton	Wm. Browne	Wm. Parkin.
12	Harbour Ford	Ivy Bridge	T. M. Matthews	Pharoah Gross.
13	Haytor Vale	Ilington	William Browne	T. M. Matthews.
14	Holston Down	Combartin	J. D. Jordan.	Wm. Gross.
15	Marcia	North Molton	Thomas J. Spence	Fredk. Mitchell.
16	Oldertown	Ilington	W. Browne	William Gross.
17	Poltimore	North Molton	Alian Granger	Holmes Granger.
18	Prosper Huel	Brixham	J. E. Rendall	Samuel Lake.
19	Shaugh	Plympton	John Brogden & Son	John J. Peacock.
20	Smallcombe	Ilington	Native Iron Ore Co.	W. H. Hosking.
21	South Devon	Buckfastleigh	Van Iron Ore Co.	W. H. Hosking.
22	Spreacombe	—	Yatesdwyn Co.	Geo. Boyles.
23	Torbay Iron Mines*	Brixham	Odling, Edwards, and Trimnell.	Richard Cornwall.
24	Ugborough	Ivy Bridge	Harrison and Son.	—
25	Upton and Torbay	Brixham	Francis Edwards & Co.	Jno. Brokenshire.
26	Walborough	Newton Abbot	Lowther Iron Ore Co.	W. H. Hosking.

SOMERSETSHIRE.*H.M. Inspector, LIONEL BROUGH, CLIFTON, BRISTOL.*

1	Ashton Vale	Bristol	Ashton Vale Iron Company, Limited.	A. Richards.
2	Harpree, East	—	Countess of Waldegrave.	—
3	Lodmore Pool and Hayden.	Mendips	—	E. L. Owen.
4	Mells	Frome	—	W. B. Naist.
5	Somerset Mines	Mendips	Somerset Iron Ore Co.	—
6	Waldegrave	Ditto	Waldegrave Lead Mines.	Thos. Kinaman.

H.M. Inspector, CLEMENT LE NEVE FOSTER, TRURO.

7	Brendon Hills	Watchet	Brendon Hills Iron Ore Company.	Henry Skewis.
8	Eisen Hill	Ditto	Ditto	Ditto.
9	Exford	Exford	Exford Iron Ore Co.	R. G. Cripps.

GLOUCESTERSHIRE.*H.M. Inspector, LIONEL BROUGH, CLIFTON, BRISTOL.***FOREST OF DEAN.**

1	Buckshraff	Cinderford	Hy. Crawshaw & Son	Thomas Smith.
2	Clearwell	Clearwell Meend	Ditto	Ditto.
3	Dun Pit	Ditto	Forest of Dean Iron Company.	Jas. Naah.
4	Crow's Nest	Coleford	Staunton Iron Co.	Jos. Hale.
5	Easter Mines	Ditto	Barrett Brothers	W. H. Fryer.
6	Findall & Perseverance	Soudley	Forest of Dean Iron Company.	J. D. Hoskold.
7	Wigpool Mines	Mitcheldean Meend	Lydney and Wigpool Iron Ore Co.	William Henderson.
8	Oakwood Mill Upper	Noxon	Forest of Dean Iron Co.	James Naah.
9	New China Level	Ditto	Ditto	Ditto.
10	China Engine	Ditto	Ditto	Ditto.
11	Old Bow	Clearwell Meend	G. Atkinson	Lessee.
12	Old Ham Pit	Clearwell	William Talbot	John Doward.
13	Old Shug Pit	Ditto	Ditto	Ditto.
14	Park Hill	Lydney	Forest of Dean Iron Co.	J. D. Hoskold.
15	Shraves	Ditto	Thomas Hewlett	Owner.
16	Shraves (a part of)	Bream	John Shingles	Owner.
17	Westbury Brook and Dean's Meend.	Mitcheldean	Dowlais Iron Company	J. W. Phillips.

* Including Five Acre, Sharpham, and Chinter.

No.	Name of Mine.	Situation.	Name of Proprietor or Company.	Name of Manager or Agent.
18	Sandstone	Bream	H. Beech & Co.	H. Beech.
19	Staunton	Coleford	Staunton Iron Co.	Joseph Hale.
20	Scar Pit	Bream	Wm. James	Owner.
21	Frog Pit	Ditto	Ditto	Ditto.
22	Sundry Mines in Noxon Park the property of the Countess of Dunraven	Noxon	Goold Brothers	J. Jarrett.
23	Yewtree	Bream	John Shingles	Owner.
24	Tufthorn	Coleford	Geo. Atkinson	Owner.
25	Lower Oakwood Mill	Bream	Willm. James	Fredk. Morse, under Staunton Iron Co. who sub-leased from W. James.
26	Lydney Park	Ditto	Lydney and Wigpool Iron Ore Co.	William Henderson.
27	Saint Annals	Cinderford	H. Crawshaw and Sons	Thomas Smith.
28	Deen's Meend	Mitcheldean Meend	Dowlais Iron Co., H. O. Firmstone and others.	J. W. Phillips.

29	Crescent	Clifton	Cooke Brothers.	—
30	Frampton Cotterell	Bristol	Brogden and Sons	Thomas Trevithick.
31	Hoxenwale	New Newent	J. E. Brown & Co.	—
32	Pensford	Bristol	E. L. Owen.	—
33	Temple Cloud	Ditto	H. J. E. Hippisley.	—
34	Winford	Ditto	Firmstone & Co.	—
35	Yatton	Ditto	Yatton Iron Co.	—

HEREFORDSHIRE.

H.M. Inspector, LIONEL BROUGH, CLIFTON, BRISTOL.

1	Doward	—	James Ridler.	—
---	--------	---	---------------	---

OXFORDSHIRE.

H.M. Inspector, THOMAS EVANS, BELPER, DERBY.

1	Adderbury	Banbury	Adderbury Ironstone Co.	John Argall.
2	Aynbo	Ditto	Lovel and Bosely	Wm. J. Bosely.
3	Steeple Ashton	Steeple Ashton	S. A. Iron Ore Co.	Wm. Wing.

NORTH STAFFORDSHIRE.

H.M. Inspector, THOMAS WYNNE, STONE.

1	Clough Head, Froghall	Cheadle	Joseph Southall	H. O. Firmstone & Co.
2	Churnett Valley	Ditto	Ditto	Ditto.
3	Ipsstone Park	Ditto	Ipsstone Park Iron Ore Co. (Limited).	Harry Wilson.
4	Consall, Churnet Valley	Froghall	A. McLaren & Co.	Thos. Stirling Begbie.

WILTSHIRE.

H.M. Inspector, CLEMENT LE NEVE FOSTER.

1	Heywood	Westbury	Westbury Iron Co.	T. H. Anderson.
2	Seend	Seend	Ed. Berridge & Co.	Osborn C. Oldis.

LINCOLNSHIRE.

H.M. Inspector, F. N. WARDELL, WATH, ROTTERHAM.

1	Appleby	Brigg	Cliff and Sons.	—
2	Clixby	Market Rasen	W. Yorkshires Iron and Coal Company.	George Carr.
3	Frodingham	Brigg	Charles Winn	John Roseby.
4	Ditto	Ditto	Park Gate Mining Co.	—
5	Kiveton Park	Kirton	Kiveton Park Co.	—
6	Scunthorpe	Brigg	W. H. and G. Dawes.	—
7	Trent	Ditto	Ditto	W. Hill.

No.	Name of Mine.	Situation.	Name of Proprietor or Company.	Name of Manager or Agent.
NORTHAMPTONSHIRE.				
<i>H.M. Inspector, THOMAS EVANS, BELFER, DERBY.</i>				
1	Blakeley	Towcester	Joseph Weston	Edward Pettengell.
2	Blisworth	Blisworth	G. E. Bevan and Co. (<i>Lim.</i>)	Richard P. Jones.
3	Brixworth	Brixworth	G. Attenborough & Co.	Charles Eldred.
4	Burleigh Park	Stamford	Wingerworth Iron Co.	Ch. E. Carrington.
5	Burton Latimer	Kettering	Glendon Iron Ore Co.	George Checklands.
6	Ditto	Ditto	James Wells	Richard Oliver.
7	Castle Dykes*	Weedon	Castle Dykes Iron Ore Co.	
8	Cranford	Kettering	John B. Robinson, Bart.	Charles Woodin.
9	Cranley	Ditto	Plevins and Co.	—
10	Cogenhoe	Northampton	Cogenhoe Iron Ore Co.	James Saunders.
11	Culworth	Brackley	G. Whitton	F. Fenwick.
12	Desborough	Market Harborough	Stanton Ironworks Co. (G. Orompton, Managing Director.)	John Hickman.
13	Ditto	Ditto	James Wells	Richard Oliver.
14	Ditto	Ditto	Ball and Son.	—
15	Dean and Chapter Lands.	Irthlingborough	Butlin, Bevan, and Co.	Lewis W. Perrin.
16	Ditchford	Ditto	Thomas Whitehouse	Thomas Whitehouse.
17	Duston	Northampton	George E. Bevan and Co. (<i>Lim.</i>)	Richard P. Jones.
18	Ditto	Ditto	The Northamptonshire Iron Co.	George Pell.
19	East End	Wellingborough	Thomas Butlin and Co.	Clifford Cox.
20	Easton Neston	Towcester	Towcester Iron Ore Co.	Edwin Butlin.
21	Furedon	Kettering	Glendon Iron Ore Co.	Samuel Lloyd.
22	Gayton	Blisworth	Henry W. Wheldon	John Argall.
23	Ditto	Ditto	The Northampton Iron Co.	George Checklands.
24	Ditto	Ditto	Heyford Iron Co. (<i>Lim.</i>)	Henry W. Wheldon.
25	Glendon	Kettering	Glendon Iron Ore Company.	George Pell.
26	Hunsbury Hill	Northampton	Northampton Coal, Iron, and Wagon Co. (<i>Lim.</i>)	— Smith.
27	Irchester	Irchester	Butlin, Bevan, and Co.	George Checklands.
28	Lalip	Thrapstone	Plevins and Co.	Josiah Dodgson.
29	Kettering	Kettering	Kettering Iron Ore Co.	John Billingham.
30	Medbourne Bridge	Market Harborough	Medbourne Bridge Iron Ore Co.	William Butlin.
31	Nell Bridge†	Kings Sutton, near Banbury.	Nell Bridge Iron Ore Co.	Lewis W. Perrin.
32	Newbridge	Twywell	Newbridge Iron Ore Co.	Edwin Butlin.
33	Ringstead	Ringstead	Butlin, Bevan, and Co.	F. W. Preston.
34	Ditto	Ditto	Newbridge Iron Ore Co.	John Wallis.
35	Slipton	Thrapstone	Plevins and Co.	Thomas Walters.
36	Spratton	Brixworth	G. Attenborough and Co.	Willm. Stow Stowell.
37	Shuttlehanger	Towcester	Towcester Iron Ore Co.	Charles Crick.
38	Thrapstone	Thrapstone	Thomas Whitehouse	William George Bush.
39	Wellingborough	Wellingborough	Butlin, Bevan, and Co.	Lewis W. Perrin.
40	Woodford	Thrapstone	The Hon. Mrs. Arbutnot.	William George Bush.

YORKSHIRE.*H.M. Inspectors, THOS. BELL, DURHAM, and F. N. WARDELL, ROTHERHAM.***CLEVELAND AND WHITBY DISTRICT.**

1	Allesbury	Stokesley	North of England Industrial Iron & Coal Co.	H. Jackson.
2	Blakley	Cleveland	Blakley Iron Co.	—
3	Carlin How	Lofthouse, Saltburn	Bell Brothers	A. Varly.
4	Cliff Mine	Brotton	Ditto	A. L. Stephenson.
5	Huntcliff	Guisborough	Ditto	Ditto.
6	Normanby	Middlesbro'	Ditto	Armstrong Varly.
7	Park, Skelton	Guisborough	Ditto	A. L. Stephenson.

* Standing.

† Formerly called Kings Sutton.

No.	Name of Mine.	Situation.	Name of Proprietor or Company.	Name of Manager or Agent.
8	Skelton	Guisborough	Ball, Brothers	A. L. Stephenson.
9	Chaloner	Ditto	Bolchow, Vaughan, & Co.	Thomas Lee.
10	Eston	Middlesbro' on Tees	Ditto	Ditto.
11	Longacre	Saltburn	Ditto	—
12	Skelton, North	Ditto	Ditto	Matthew Hall.
13	Cragg's Hall	Ditto	J. and J. W. Pease.	—
14	Cragg Hall	Brotton	Ditto	Wm. Cockburn.
15	Hob Hill, Upleatham	Guisborough	Ditto	Ditto.
16	Lingdale	Saltburn	Ditto	Ditto.
17	Lofthouse	Ditto	Ditto	Ditto.
18	Tickets	Ditto	Ditto	—
19	Upleatham	Near Redcar	Ditto	Ditto.
20	Margrave Park	Shelton	Gjers, Mills, and Co.	John Gjers.
21	Kirkham	York	H. Waldeck & Co.	—
22	Leven Vale	Kildale	Leven Vale Ironstone Co.	G. Hirst.
23	Liverton	Brotton	Liverton Iron Co.	G. Lee.
24	Port Mulgrave or Rosedale on Coast.	Near Hinderwell via Whitby	Palmer's Shipbuilding and Iron Co.	J. Hodgson.
25	Rosedale Abbey, East	Pickering	Rosedale & Ferryhill Iron Co.	John Parkin.
26	Ditto	Ditto	Ditto	Ditto.
27	Grosmont	Grosmont (York)	Chas. and Thomas Bagnall.	Wm. Armstrong.
28	Eakdale-side	Whitby	Snowdon, Windle, and Co.	Geo. Schofield.
29	Esk Valley	Ditto	S. Cleveland Iron Works	Thomas Evans.
30	Kildale	Kirkdale	Watson and Co.	Thos. Watson.
31	Brotton	Saltburn	Morrison and Co.	H. Ground.
32	California	Grosmont	Birtley Iron Co.	Geo. Waddington.
33	Belmont and Spa Wood	Guisborough	Weardale Iron and Coal Co.	Thos. Allison.
34	South Belmont	Ditto	The North of England Iron and Coal Co. (<i>Limited</i>).	H. Jackson.
35	Levisham	Pickering	W. Walker	Thos. Watson.
36	Fryup Mines	Danby	H. K. Spark	Josh. Haswell.
37	Commondale	Castleton	Cleveland Iron Ore Co.	Thos. Watson.
38	Lonsdale	Kirkdale	Lonsdale Iron Co.	—
39	Glaisdale	—	South Cleveland Iron Works Co.	T. Evans.
40	Coate Moor	Kildale	Coate Moor Iron Works	C. Campbell Downes, C.E.
41	Kirkleatham	Saltburn	Kirkleatham Ironstone Co.	W. Walker.
42	Stanghow	Guisborough	Robson and Co.	Wm. Walker.
43	Boosbeck	Ditto	Stevenson, Jaques, & Co.	John Bell.
44	Kilton	Brotton	Kilton Ironstone Co.	W. Walker.
45	Slapewath	Guisborough	Trustees of late T. Charlton.	Wm. Charlton.
46	Whitecliffe	Saltburn	Swan, Coates, and Co.	Thomas Hodgson.
47	Skelton, South	Ditto	T. Vaughan and Co.	H. White.
48	Ormesby	Middlesbro'	Swan, Coates, and Co.	G. Davison.
49	Lofthouse, North	Lofthouse	Lofthouse Iron Co.	E. Hand.
50	Spa	Guisborough	Gjers, Wills, and Co.	John Tate.

LANCASHIRE.

H.M. Inspector, JAMES WILLIS, DURHAM.

1	Aldingham	Scales	Aldingham Iron Ore Co.	—
2	Askam	Askam-in-Furness	Furness Iron and Steel Co.; Jas. Postlethwaite, Secy.	Wm. Crossley.
3	Stainton	Near Ulverstone	Ulverston Mining Co.	Thomas Cock.
4	Bousfield	Dalton	Barrow H. I. Co.	R. Hosking.
5	Carr Kettle	Near Dalton, offices Askam-in-Furness.	Barrow Hematite Steel Co. (<i>Lim.</i>)	Josh. Bealinson.
6	Catycrook	Dalton	Catty-crook Mining Co.	James Parker.
7	Crossgates	Near Dalton, offices Askam-in-Furness.	Furness Iron and Steel Co. (<i>Lim.</i>)	Jas. Hunter.
8	Dalton Mine	Near Dalton	Denney Bros. & Co.	John Denney.
9	Dalton and Crookland	Dalton	Furness Iron and Steel Co.	Wm. Crossley.
10	Dunnerdale	Broughton	Carnforth Iron Co.	Edd. Barton.
11	Elliscales	Near Dalton	G. B. Ashburner	Joseph Askew.
12	Eure Pits	Ditto, offices Ulverstone.	The Ulverstone Mining Co. (<i>Lim.</i>)	Thomas Cock.
13	Gillbrow	Near Ulverstone	Harrison, Ainslie, & Co.	Aymer Ainslie, Sub-Manager Edmund Bay.
14	Goldmere	Dalton	Barrow Hematite and Steel Co.	Wm. Crossley.
15	Green Haume	Ditto	Green Haume Min. Co.	Samuel Spark.
16	Highfield	Near Dalton	Thos. Massicks.	—
17	Lane Head	Lindal	Parkside Mining Co.	Edwd. Wadham.
18	Lindal and Ousby	Urwick	L. and O. Mining Co.	W. Postlethwaite.

No.	Name of Mine.	Situation.	Name of Proprietor or Company.	Name of Manager or Agent.
19	Lindal Cote and Crossgates.	Ulverstone - -	The Ulverstone Mining Co. (Lim.)	W. Salmon. Thos. Cock.
20	Lindal Moor	Ditto - -	Harrison, Ainslie, & Co.	Aymer Ainslie.
21	Ditto - - -	Ditto - -	Furness Iron and Steel Co. (Lim.)	Josh. Rowlinson. James Parker.
22	Longlands	Dalton - -	Duke of Buccleuch -	John Dunstan.
23	Martin - - -	Ditto - -	Furness Iron and Steel Co. (Lim.)	Wm. Crossley.
24	Moot Hall - -	Lindale - -	Moot Hall Co. - -	Jas. Pattinson.
25	Whitriggs - -	Dalton - -	Ditto - -	Aymer Ainslie. Edmund Bay.
26	Monzell - - -	Ditto - -	Barrow Hæm. Steel Co. (Lim.)	Richard Hosking.
27	Newton - - -	Ditto - -	Ditto - -	Ditto.
28	Park - - -	Ditto - -	Ditto - -	Ditto.
29	Stank - - -	Barrow - -	Ditto - -	Ditto.
30	Whitriggs, Crossgates, and Old Hills.	Dalton - -	Ditto - -	Ditto.
31	Stainton - - -	Ditto - -	John Brogden & Son	Ditto.
32	Parkhouse - - -	Ditto - -	Messrs. Boulton & Storey	Wm. Boulton. Sub-Manager Robert Lomas.
33	Pennington - -	Ulverstone - -	Furness Iron and Steel Co. (Lim.)	E. Addison. James Parker.
34	Plumpton - - -	Ditto - -	Ditto - -	Wm. Crossley.
35	Roanhead, Woodhead, and Askam.	Dalton - -	Kennedy Brothers -	Myles Kennedy. Sub-Manager Hy. Kendall.
36	Thwaite Flatt - -	Ditto - -	Furness Iron and Steel Co.	Wm. Crossley.
37	Urswick - - -	Ulverstone - -	Begbie & Co. - -	H. D. V. Begbie.
38	Urswick, Little -	Ditto - -	Lindal and Ousby Iron Ore Co. (Lim.)	E. E. Whitwell.
39	Yarlsdale - - -	Dalton - -	Boulton and Storey -	Jas. Postlethwaite. Wm. Boulton.

CUMBERLAND.

H.M. Inspector, JAMES WILLIS, NEWCASTLE-ON-TYNE.

1	Agnes Pit	Whitehaven, 1 mines	Fletcher, Miller, & Co.	John Irwine.
2	Arlcedon - - -	Ditto 1 "	W. Baird & Co.	J. Johnstone.
3	Birks - - -	Ditto 3 "	Frizington Iron Ore Co.	Jas. Clarke.
4	Bigrigg and Woodend	Ditto 6 "	S. and J. Lindow	J. Kitchen.
5	Cleator Moor and Bigrigg.	Ditto 6 "	The Lord Leonfield's	James Davidson
6	Cleator Moor - -	Ditto - -	Cleator Iron Ore Co. -	J. S. Ainsworth
7	Crossfield - - -	Ditto 8 "	Crossfield Iron Ore Co.	John Main.
8	Ditto - - -	Ditto - -	John Stirling - -	John Jenkins.
9	Crossgill - - -	Frizington - -	Fletcher and Hodgetts	Alfred Hodget
	Ditto - - -	Ditto - -	Saml. Wagstaff Smith	E. Hughes.
10	Crowgarth - - -	Ditto 1 "	Lord Leonfield	Jas. Davidson
11	Eskdale and Miterdale	Whitehaven - -	Whitehaven Iron Mining Co.	T. Eosswarne
12	Eskett - - -	Ditto 3 "	Fisher, Dees, Fletcher, and Musgrave (The Parkside Hematite Iron Co.)	George Scoula
13	Eskett Park and Frizington.	Ditto 7 "	Eskett Park Iron Ore Co.	J. C. Brown
14	Flouthern Tarn - -	Ditto - -	Whitehaven I. O. Co.	W. H. Hoak
15	Frizington - - -	Ditto 4 "	Saml. Wagstaff Smith	Edwd. Roe.
16	Frizington Parks -	Ditto 2 "	James Bain and Co.	J. S. Simpson
17	Grassfield - - -	Alston - -	Joseph Dinning -	Jacob Craig.
18	High House and High Cross Gill.	Frizington - -	Fletcher and Hodgetts	A. Hodgetts.
19	Hodbarrow - - -	Holborn Hill 7 "	The Hodbarrow Mining Co.	Wm. Postlethwaite. Cedric Vaughan.
20	Holbeck - - -	Ditto 2 "	Dulmellington Iron Co.	J. Woolcock.
21	James and John -	Whitehaven - -	Bigrigg Iron Ore Co.	J. Wilson.
22	James's and New Pit	Ditto - -	Ditto - -	John Wilson.
23	Kelton and Kuockmurton.	Ditto 1 "	W. Baird & Co.	W. Howie.
24	Lamplugh - - -	Ditto - -	William Baird and Co.	J. Woolcock.
25	Ditto - - -	Cockermouth -	Lamplugh Mining Co.	
26	Mileyat - - -	Whitehaven - -	Mileyat Mining Co. -	J. C. Stewart.
27	Montreal - - -	Ditto 8 "	John Stirling - -	John Jenkins.
28	Moor Row - - -	Ditto 1 "	S. & J. Lindow - -	Wm. Burnyrat.
29	Ditto - - -	Ditto - -	Moor Row Mining Co.	
30	Maryport - - -	Windergill - -	Maryport Hæm. Co.	
31	Mowbray - - -	Whitehaven 1 "	Mowbray Mining Co.	J. Robinson.
32	Palladatt - - -	Bigrigg - - -	John Hy. Garbutt.	
33	Parkside - - -	Whitehaven 7 "	Fisher, Dees, Fletcher, and Musgrave.	George Scoula.

No.	Name of Mine.	Situation.	Name of Proprietor or Company.	Name of Manager or Agent.
34	Rob Roy - - -	Leyburnthwaite :-	Rob Roy Mining Co. -	John Hall.
35	Red Pike - - -	Whitehaven - - -	Whitehaven Mining Co.	W. H. Hoaking.
36	Salter and Eskett Park	Ditto 7 pits	Salter and Eskett Park Co.	—
37	Scaelands - - -	Ditto 1 "	Scaelands Co.	—
38	Startling Dodd - -	Ditto - - -	Whitehaven Mining Co.	W. H. Hoaking.
39	Steel End - - -	- - -	Steel End Mining Co.	John Hall.
40	Winder or Agnes - -	Ditto 2 pits	S. and J. Lindow -	Joseph Monkhouse.
41	Ditto - - -	Ditto 1 "	Cumberland Iron Min. & Smelting Co.	Thos. Massicks.
42	Winder Gill - - -	Ditto 1 pit -	Maryport Iron Co. -	Allan Gilmour.
43	Woodend and Meadow	Ditto - - -	James Bain and Co.	J. S. Simpson.
44	Waterblean - - -	Millom - 1 -	G. J. Eveson - - -	W. Salmon.
45	Yeathouse - - -	Whitehaven, 1 pit -	Yeathouse Mining Co.	Geo. Wells.

WESTMORELAND.

H.M. Inspector, THOMAS BELL, DURHAM.

1	Fairfield - - -	Grasmere - - -	Lake District Mining Co.	John Hall.
2	Grasmere - - -	Ambleside - - -	The Grasmere Hæmatite Iron Co.	—
3	Providence - - -	Grasmere - - -	P. Iron Co. (Lim.) -	John Muse.
4	Red Tarn - - -	Langdale - - -	T. Massicks and Co., Millom Iron Works.	T. Massicks.

DURHAM AND NORTHUMBERLAND.

H.M. Inspector, THOMAS BELL, DURHAM.

1	Killhope - - -	Weardale - - -	Weardale Iron Co. -	J. R. Crone.
2	North Groove Rake	Ditto - - -	Ditto - - -	Ditto.
3	South Groove ditto	Ditto - - -	Ditto - - -	Ditto.
4	Levelgate - - -	Ditto - - -	Ditto - - -	Ditto.
5	Queensbury - - -	Ditto - - -	Ditto - - -	Ditto.
6	Slit Pasture - - -	Ditto - - -	Ditto - - -	Ditto.
7	Rowan Tree, A.	Ditto - - -	Ditto - - -	Ditto.
8	Ditto, B.	Ditto - - -	Ditto - - -	Ditto.
9	West Slitt - - -	Ditto - - -	Ditto - - -	Ditto.
10	North Grane - - -	Ditto - - -	Ditto - - -	Ditto.
11	Stanhope Burn or Redvein.	Ditto - - -	Ditto - - -	Ditto.

WALES.

GLAMURGANSHIRE.

H.M. Inspector, T. E. WALES, SWANSEA.

1	Bute Hæmatite - -	Llantrissant - -	Dowlais Iron Co. -	Daniel Evans.
2	Mwyny - - -	Ditto - - -	Mwyny Iron Ore Co. (Limited).	William Vivian.
3	Tenby - - -	Tenby - - -	Kilgetty Company.	—
4	Llanharry - - -	Llantrissant - -	Trimsaran Coal and Iron Co.	—
5	Melyn Griffith - -	Cardiff - - -	Booker, T. W., & Co.	—

NORTH WALES.

H.M. Inspector, T. F. EVANS, AMLWCH, ANGLESEA.

1	Cwm Mountain - -	Cwm, near Ehyl -	Flintshire Hæmatite Co. Limited.	T. Humphreys.
2	Foelchîne - - -	Rhyl - - -	Ditto.	Ed. Thomas. Sec.
3	Henfryn - - -	Ditto - - -	Barnes and Anderson	Geo. Hy. Harrison.

Newmarket, Capt. G. Lee, Sec.

ISLE OF MAN.

H.M. Inspector, T. F. EVANS, AMLWCH, ANGLESEA.

1	Maughold Head - -	Douglas - - -	The Crown.	—
2	Maughold Dhyrnanec	North-east coast -	Rowe & Beckwith -	B. Row.

IRELAND.

H.M. Inspector, JOSEPH DICKINSON, MANCHESTER.

ANTRIM.

No.	Name of Mine.	Situation.	Name of Proprietor or Company.	Name of Manager or Agent.
1	Ardclinis . . .	Cushendall . . .	—	—
2	Ballynure . . .	Larne . . .	R. M. Dolway.	—
3	Broughshane . . .	Ballymena . . .	Antrim Iron Ore Co.	Robt. Browne.
4	Cargan . . .	Ditto . . .	Ditto . . .	Ditto.
5	Carncough . . .	Ditto . . .	Ditto . . .	Ditto.
6	Clough Iron Ore and Cor.	Cushendall . . .	Glengarriff Iron Ore Co.	—
7	Drumnavaddy . . .	Killagan . . .	Dunloy Iron Ore Co.	—
8	Duneany . . .	Garryford . . .	Wm. Bosden and Co.	—
9	Enshnably . . .	Ditto . . .	Mountcashel Iron Ore Co.; Limited; J. F. Cowbotham, Sec.	John Foulis. Silas Evans.
10	Gortnageeragh . . .	Ditto . . .	—	—
11	Coreen . . .	Ditto . . .	—	—
12	Evisnacrow . . .	Glenravel . . .	Charles Chambers.	—
13	Glenarm . . .	Glenarm . . .	Antrim Iron Ore Co.	Robert Browne.
14	Glenravel . . .	Slieve-an-nee . . .	John Fisher and Co.	John Fisher.
15	Kilwaughter . . .	Kilwaughter . . .	—	—
16	Knockboy . . .	Ballymena . . .	Knockboy Iron Ore Co.	—
17	Newton Crommelin } and Tuftarney }	Ditto . . .	Antrim Iron Ore Co.	Robt. Browne.
18	Parkmore . . .	Cushendall . . .	Parkmore Iron Ore Co.	Alex. Gillespie.
19	Red Rock . . .	Larne . . .	—	—
20	Shanes and Agnews Hill . . .	Ditto . . .	The Larne Iron Co.	Thomas Fisher.
21	Shanes Hill . . .	Ditto . . .	W. H. Postlewhaite & Co.	Humphrey Weir.
22	Trostan . . .	Cushendall . . .	—	—

WICKLOW.

Cronebane . . .	Wicklow . . .	Associated Irish Mines Co.	Geo. Oates.
Ballymurtagh . . .	Ditto . . .	The Wicklow Min. Co.	Ed. Barnes.

SCOTLAND.

EASTERN DIVISION.—*H.M. Inspector, RALPH MOORE, RUTHERGLEN, GLASGOW.*WESTERN DIVISION.—*H.M. Inspector, WILLIAM ALEXANDER, GLASGOW.*

1	Garleton . . .	Haddington . . .	Coltness Iron Co.	—
2	Sandlodge . . .	Shetland . . .	John Walker.	—
3	Gospel . . .	Muirkirk . . .	Coltness Iron Co.	—

No. III.

Names of COLLIERY INSPECTORS (1), and of *Inspectors Assisting* (2), and of Secretaries to Boards of Examination (3.)

INSPECTORS.	District under Inspection.
1. JAS. WILLIS, Esq., Newcastle-on-Tyne 2. W. N. ATKINSON, Esq., 10, Gloucester Terrace, Newcastle-on-Tyne 3. T. D. FORREST, Esq., 17, Rock Street, Shieldfield, Newcastle	Northumberland, Cumberland, and Durham North of the Wear.
1. THOS. BELL, Esq., Durham 2. J. B. ATKINSON, Esq., Chilton Moor, Fence Houses 3. G. W. BARTLETT, Esq., Cleveland Parade, Darlington	Durham South of the River Wear in its course from the Sea at Sunderland up as far as Harraton near Chester-le-Street, and from thence westward, the line of the Pontop and Shields branch of the North-eastern Railway and Westmoreland.
1. FRANK N. WARDELL, Esq., Wath-on-Deane, near Rotherham 2. JOHN GERRARD, Esq., Westgate, Wakefield 3. J. E. JEFFERY, Esq., Solicitor, Bradford	The West Riding of Yorkshire.
1. THOMAS EVANS, Esq., Penybryn, Duffield Road, Derby 2. A. H. STOKES, Esq., Derby 3. W. M. SAUNDERS, Esq., 42, Full Street, Derby	Derby, Nottingham, Warwickshire, and Leicester.
1. THOMAS WYNN, Esq., Goonall 2. E. B. GILROY, Esq., Stone 3. JOSEPH KNIGHT, Esq., Newcastle-under-Lyme	North Staffordshire, Shropshire, and Cheshire.
1. JAMES P. BAKER, Esq., Tattenhall, Wolverhampton 2. W. B. SCOTT, Esq., Compton Road, Wolverhampton 3. WM. BLAKEMORE, Esq., Heath Town, Wolverhampton	South Staffordshire and Worcestershire.
1. JOSEPH DICKINSON, Esq., Pendleton, Manchester 2. J. S. MARTIN, Esq., Park Villas, Bury New Road, Prestwich, Manchester 3. W. M. PEACE, Esq., 19, King Street, Wigan	North and East Lancashire, called the Manchester District, and IRELAND.
1. HENRY HALL, Esq., Rainhill, Prescot 2. J. L. HEDLEY, Esq., Fairfield, Liverpool 3. W. M. PEACE, Esq., 19, King Street, Wigan	West Lancashire, the Wigan and St. Helen's Districts, and North Wales.
1. LIONEL BROUGH, Esq., 11, West Mall, Clifton, Bristol 2. THOMAS CADMAN, Esq., Newport, Monmouth 3. J. T. THOMAS, Esq., (care of) J. P. Baker, Esq., Albion Chambers, Bristol	Monmouthshire, Gloucestershire, Somersetshire and Devonshire, and parts of Brecon and Glamorganshire.
1. THOMAS E. WALES, Esq., Brunswick Place, Swansea 2. W. GALLOWAY, Esq., Swansea 3. C. H. JAMES, Esq., 8, Courtland Terrace, Merthyr Tydfil	South Wales Coal Field.
1. RALPH MOORE, Esq., 7, Queen's Square, Glasgow 2. J. T. ROBSON, Esq., Cambuslang, Glasgow 3. D. WINGATE, Esq., Craigneuk by Motherwell, N.B.	SCOTLAND.— <i>Eastern Division</i> —including East Lanarkshire, Perthshire, Kinross-shire, Sutherlandshire, Fifeshire, Clackmannanshire, Haddingtonshire, Edinburghshire, Linlithgowshire, and East Stirlingshire.
1. WILLIAM ALEXANDER, Esq., 23, India Street, Glasgow 2. J. M. RONALDSON, Esq., Glasgow 3. C. MACPHERSON, Esq., 116, St. Vincent Street, Glasgow	SCOTLAND.— <i>Western Division</i> —including Ayr, Dumfries, Dumbarton, Renfrew, West Division of Stirling, and part of Lanarkshire.

COLLIERIES OF THE UNITED KINGDOM AT WORK IN 1874.

SUPPLIED, BY ORDER OF THE SECRETARY OF STATE FOR THE HOME
DEPARTMENT, BY THE INSPECTORS OF COAL MINES.

ENGLAND.

NORTHUMBERLAND, NORTHERN DIVISION OF DURHAM, AND COMBERLAND.

Inspectors, JAMES WILLIS, Newcastle-on-Tyne.

W. N. ATKINSON, Ditto.

No.	Name of Colliery.	Where situated.	Owner's Name.
-----	-------------------	-----------------	---------------

SEASIDE COLLIERIES.

District of Tyne, Blyth, and Coquet.

1	Acomb	Hexham	J. Morrison and Co.
2	Andrews House	Gateshead	John Bowes and Partners.
3	Ashington	Morpeth	Priestman and Co.
4	Axwell	Gateshead	R. S. Bagnall and Sons.
5	Backworth	Newcastle	J. C. Lamb and Co.
6	Barrington	Morpeth	Bedlington Coal Co.
7	Beamish	Gateshead	Messrs. Joicey and Co.
8	Bedlington	Morpeth	Bedlington Coal Co.
9	Bebside	Blyth	N. G. Lambert and Co.
10	Benton Moor*	Newcastle	John Bowes and Partners.
11	Bewicke Main	Gateshead	Hunt, Perkins, and Co.
12	Blaydon Burn	Do.	Joseph Cowan and Co.
13	Blaydon Main	Do.	Messrs. Ramsay and Co.
14	Blenkinsop (Neworth)	Near Haltwhistle	M. Thompson and Sons.
15	Boldon	Near South Shields	Harton and Hilda Coal Co.
16	Broomhill	Morpeth	Sowerby and Andrews.
17	Broom Hill	Ebchester	H. Ritson.
18	Burnopfield	Gateshead	John Bowes and Partners.
19	Burradon	Newcastle	Messrs. Lambert and Co.
20	Byer Moor	Gateshead	John Bowes and Partners.
21	Cambois	Blyth	Cowpen and North Seaton Coal Co.
22	Carr House	Consett	R. Dickinson and Co.
23	Choppington	Morpeth	N. G. Lambert and Co.
24	Chevington	Do.	Chevington Coal Co.
25	Coan Wood	Haltwhistle	Wilson and Crawhall.
26	Cox Lodge	Newcastle	Messrs. Lambert and Co.
27	Cramlington, East	Do.	Lamb, Potter, and Scott.
28	Cramlington, West	Do.	J. C. Lamb and Co.
29	Cowpen	Blyth	Cowpen and North Seaton Coal Co.
30	Denton Burn	Newcastle	Wm. Benson.
31	Dinnington	Near Newcastle	J. Bowes and Partners.
32	Dipton Delight Pit	Near Gateshead	Do.
33	Do. New	Do.	R. Dickinson & Co.
34	East Castle	Medomsley, Gateshead.	C. Bainbridge and Co.
35	East Holywell	North Shields	Hugh Taylor and Partners.
36	East Pontop	Near Gateshead	C. Bainbridge and Co.
37	East Stanley	Chester-le-Street	J. Joicey and Co.
38	East Tanfield	Gateshead	Do.
39	Edgewell	Prudhoe	John Johnson.
40	Elswick	Newcastle	Elswick Colliery Co.
41	Felling	Gateshead	Felling Coal and Iron Co.
42	Fourstones	Hexham	Wm. Benson.
43	Garesfield	Gateshead	Marquis of Bute.
44	Gosforth	Newcastle	John Bowes and Partners.
45	Hamsterley	Gateshead	H. W. Watson.
46	Hartley New Winning	Newcastle	Lamb, Burdon, and Co.
47	Harton	South Shields	Harton and Hilda Coal Co.

* Sinking.

No.	Name of Colliery.	Where situated.	Owner's Name.
48	Hebburn	Gateshead	Wallsend and Hebburn Coal Co.
49	Heworth	Do.	Henderson, Anderson, and Co.
50	Horsley	Near Wylam	The Horsley Coal Co.
51	Kibblesworth	Gateshead	John Bowes and Partners.
52	Killingworth	Newcastle	Do.
53	Lambley (Naworth)	Near Haltwhistle	M. Thompson and Sons.
54	Linta	Gateshead	Gooch and Co.
55	Longhirst	Near Morpeth	Rev. Ed. Lawson.
56	Marley Hill	Gateshead	John Bowes and Partners.
57	Mickley	Haltwhistle	W. J. Cookson and Co.
58	Milkwellburn	Near Elcheater	John Carr.
59	Monkwearmouth	Sunderland	Bell, Stobart, and Co.
60	Montagu Fire Clay Pit	Near Newcastle	Thos. Carr and Son.
61	Montagu Main	Newcastle	William Benson.
62	Netherton or Howard's West Hartley.	Morpeth	William, Bean, and Co.
63	Newsham	Blyth	Cowpen and North Seaton Coal Co.
64	North Biddick	Washington Station	Sir Geo. Elliot and Co.
65	North Seaton	Blyth	Cowpen and North Seaton Coal Co.
66	North Wylam	Wylam-on-Tyne	Robt. Dunn.
67	Norwood	Near Gateshead	J. Bowes and Partners.
68	Ouston	Gateshead	Hunt, Perkins, and Co.
69	Pensher	Pensher	Sir Geo. Elliot and Co.
70	Pensher Wear	Washington Station	R. B. Noble and Co.
71	Pegswood	Near Morpeth	J. Frazer and Co.
72	Plashetts	Falstone	Laws, Tone, and Fryer.
73	Pontop	Gateshead	John Bowes and Partners.
74	Prudhoe	Do.	Wm. Isaac Cookson and Co.
75	Radcliffe	Acklington	Harrison, Carr, and Co.
76	Redheugh	Gateshead	Redheugh Coal Co.
77	Saint Hilda	South Shields	Harton and Hilda Coal Co.
78	Seaton Burn	Newcastle	J. Bowes and Partners.
79	Seaton Delaval	North Shields	Lamb, Burdon, and Co.
80	Seghill	Newcastle	Laycock and Nicholson.
81	Sheriff Hill	Gateshead	R. Forster.
82	Shield Row	Do.	R. Dickinson and Co.
83	Shipcote	Do.	John Bowes and Partners.
84	Shiremoor	Newcastle	Shiremoor Coal Co.
85	South Benwell	Do.	Cochrane Carr.
86	South Birtley*	Birtley	Messrs. Armitage.
87	South Derwent	Gateshead	R. Dickinson and Co.
88	South Medomsley	Medomsley	T. Vaughan and Co.
89	South Pelaw	Chester-le-Street	Hunt, Perkins, and Co.
90	South Pontop	Annfield Plain	Messrs. Ritson.
91	South Tanfield	Chester-le-Street	Jas. Joicey and Co.
92	Springwell	Gateshead	John Bowes and Partners.
93	Stella	Do.	A. Potter and Co.
94	Stobeswood	Chevington	J. H. Burn.
95	Tanfield, Lea	Gateshead	J. Joicey and Co.
96	Do. Moor	Do.	Do.
97	Team (Eighton Moor)	Do.	A. E. Burdon.
98	Throckley, Old	Newcastle	R. Stephenson and Son.
99	Throckley, New Wining	Newburn-on-Tyne	Spencer and Co.
100	Tyne Main	Gateshead	E. Robson and Co.
101	Townley	Do.	A. Potter and Co.
102	Twizel	Chester-le-Street	Jas. Joicey and Co.
103	Ulgham Grange	Morpeth	Wood and Slinn.
104	Urpeth	Chester-le-Street	Hunt, Perkins, and Co.
105	Usworth	Washington Station	Sir Geo. Elliot and Co.
106	Walbottle	Newcastle	R. O. Lamb.
107	Walker	Do.	N. G. Lambert and Co.
108	Wallsend	North Shields	Wallsend and Hebburn Coal Co.
109	Wardley	Gateshead	J. Bowes and Partner.
110	Washington	Washington Station	W. Stobart.
111	West Pelton	Chester-le-Street	Jas. Joicey and Co.
112	West Sleekburn	Morpeth	Bedlington Coal Co.
113	West Wylam	Prudhoe	Cookson & Co.
114	Whitley and Monk Seaton	North Shields	Whitley and Monkseaton Coal Co.
115	Wylam Hills	Prudhoe	S. Forster and Co.

LANDSALE COLLIERIES IN NORTHUMBERLAND AND NORTH DURHAM INSPECTOR'S DISTRICT.

1	Alnwick Moor	Near Alnwick	Alnwick Coal and Lime Co.
2	Axwell Fire Clay Mine	Near Gateshead	Representa. of late Mr. Hannington.
3	Barcombe	Haltwhistle	J. and B. Makepeace.
4	Barmoor	Belford	A. L. W. Saulsbury.
5	Benwell	Newcastle	W. C. Gibson.
6	Benwell (Delaval)	Do.	John O. Scott and Co.
7	Billy Mill	North Shields	North Shields Water Co.
8	Bows Hill	Bellingham	J. and B. Armstrong.

* Sinking.

No.	Name of Colliery.	Where situated.	Owner's Name.
9	Brinkburn	Rothbury	Jno. Jackson.
10	Brown Elgg	Bellingham	J. and B. Armstrong.
11	Callerton	Newcastle	S. Forster and Co.
12	Carts Bog	Near Hexham	Joseph Dinning.
13	Carrycoats	Bellingham	Joseph Lamb.
14	Chatton	Belford	A. L. W. Saulsbury.
15	Christin Bank	Berwick	Christin Bank Coal Co.
16	Churn	Morpeth	Thomas Temple.
17	Deckham Hall	Gateshead	J. Hopper and Co.
18	Doddington	Belford	A. L. W. Saulsbury.
19	Eltringham	Gateshead	Bainbridge and Co.
20	Fenham, North	Newcastle	Bainbridge and White.
21	Ford Moss	Wooler	Marchioness of Waterford.
22	Fallowfield	Hexham	Walton and Cooper.
23	Framlington	Felton	Messrs. G. and W. Nicholson.
24	Gateshead Low Fell	Gateshead	R. Foster and Co.
25	Gray Mare	Hexham	Thos. Robinson.
26	Greenside	Gateshead	R. Simpson.
27	Gunnerton	Hexham	J. and B. Armstrong.
28	Hareshaw Head	Bellingham	Do.
29	Hedley	Gateshead	William Walker.
30	Heddon Banks	Newcastle	Thos. Bates.
31	Henshaw and Melkridge*	Haltwhistle	Henshaw and Melkridge Coal Co.
32	Ingoe	Matfen	Duke of Northumberland.
33	Kirkheaton	Belsay	Grace and Tone.
34	Longwitton	Rothbury	Thos. Bonner and Co.
35	Lickar	Lowick	Sanderson and Dunn.
36	Longhurst Grange	Morpeth	John Thompson.
37	Lowick	Berwick	Robert Wright.
38	Medomsley Edge	Near Medomsley	E. O. Tregelles.
39	Melkridge	Haltwhistle	George Nicholson.
40	Mickley Bank	Prudhoe	Elizabeth Bewick.
41	Morpeth Drift	Morpeth	John Short and Co.
42	Mowood	Haltwhistle	Mowood Coal Co.
43	Newton-on-the-Moor	Felton	S. T. Widdrington.
44	Netherwitton	Rothbury	Jas. Temple.
45	Otterburn	Otterburn	James Chisholm.
46	Plaenmellor	Haltwhistle	Plaenmellor Coal Co.
47	Prestwick	Ponteland	Turner and Young.
48	Preston	North Shields	Hutchinson and Co.
49	Rothbury	Rothbury	Jas. Temple.
50	Scremerston	Berwick	Scremerston and Shoreswood Coal Co.
51	Shilbottle	Alnwick	Garwood and Richards.
52	Shoreswood	Berwick	Scremerston and Shoreswood Coal Co.
53	South Garesfield	Gateshead	Thos. Richardson and Co.
54	South Tyne	Haltwhistle	Ownrs. of South Tyne Colliery.
55	South Tyne Fire Clay Mine	Do.	W. Hudspeith.
56	Stublick Bog End	Hexham	Joseph Dinning.
57	Stannington*	Morpeth	Stannington Coal Co.
58	Stiddle Hill	Bellingham	Sir W. G. Armstrong and Co.
59	The Row	Rothbury	John Caisley.
60	Thorn Grafton	Haltwhistle	Matilda Hall.
61	Victoria Garsfield	Chopwell, near Gateshead.	Thos. Ramsay.
62	Whickham	Gateshead	Jas. Snowball.
63	Whittington	Corbridge	Messrs. Hall.
64	Widdrington	Do.	M. W. Lambert.

CUMBERLAND.

1	Allhallows	Carlisle	Fletcher and Co.
2	Asby	Workington	Executors of late W. Irving.
3	Bolton	Wigton	Maryport Hematite Iron Co.
4	Bowthorn	Whitehaven	Whitehaven Hematite Iron Co.
5	Branthwaite	Workington	John Graham.
6	Brayton (Domain)	Aspatria	John Harris's representatives.
7	Broughton Moor	Maryport	Robert Wilson.
8	Buckhill	Workington	West Cumberland Iron and Steel Co.
9	Camerton	Do.	Mrs. Mulcaster.
10	Clifton	Do.	West Cumberland Iron and Steel Co.
11	Crosby and Gileruix	Maryport	Wm. Mulcaster and Co.
12	Dearham Main	Do.	John Walker.
13	Dean Moor	Maryport	George Greveson.
14	Dovenby	Do.	Harris and Carlton.
15	Eagle Gill	Do.	W. Parker and Co.
16	Ellenborough	Do.	J. Harris's representatives.
17	Flinby	Do.	Robert Wilson.
1	Frizzington	Whitehaven	Gibson, Cook, and Musgrave.

* Sinking.

No.	Name of Colliery.	Where situated.	Owner's Name.
19	Greenside	Carlisle	M. Thompson and Son.
20	Gillgarron	Workington	Gillgarron Coal Co.
21	Gillhead	Maryport	Mrs. Lucock.
22	Harrington	Harrington	James Bain and Co.
23	Lamplugh	Workington	Lamplugh Colliery Co.
24	Melgramitz	Do.	West Cumberland Iron and Steel Co.
25	Medgeholme	Carlisle	M. Thompson and Son.
26	Moore Side	Workington	W. Baird and Co.
27	Nepgill	Maryport	J. Harris' representatives.
28	St. Helen's	Do.	Wm. Mulcaster and Co.
29	Seaton Fire Clay Mine	Workington	Jas. Cape and Co.
30	Tarn House	Carlisle	M. Thompson and Son.
31	Whitehaven	Whitehaven	Earl of Lonsdale.
32	Whitehaven Fire Clay Mine	Do.	Owners of the Whitehaven Fire Clay Mine.
33	Workington	Workington	J. H. Garbut.
34	Wythe Moor	Do.	Wythe Moor Coal Co.

WESTMURELAND.

H. M. Inspector, THOMAS BELL.

1	Mallerstang	Kirkby Stephen	Mallerstang Coal Co.
2	Gill Bank	Barras	Gill Bank Coal Co.

SOUTHERN DIVISION OF DURHAM.

H. M. Inspector, THOMAS BELL, Durham.

J. B. ATKINSON, Chilton Moor, Fence Houses.

1	Adelaide	Bishop Auckland	Jos. Pease and Partners.
2	Auckland Park	Do.	Bolckow, Vaughan, and Co., Limited.
3	Bearpark, Brancepeth	Durham	Bearpark Coal and Coke Co., Limited.
4	Belmont, South	Guisbro'	North of England Industrial Iron and Coal Co., Limited.
5	Binchester	Ferry Hill	Bolckow, Vaughan, and Co., Limited.
6	Bishop Middleham	Do.	Weardale Iron and Coal Co., Limited.
7	Bishop's Close	Do.	Do.
8	Bitchburn	Darlington	T. Charlton and Co.
9	Black Boy	Bishop Auckland	Bolckow, Vaughan, and Co.
10	Black Prince	Tow Law, by Darlington.	Weardale Iron and Coal Co., Limited.
11	Bourn Moor	Fence Houses	Earl Durham.
12	Boyne	Durham	North Brancepeth Coal Co.
13	Brancepeth	Willington, Durham	Strakers and Love.
14	Brandon	Durham	Do.
15	Brasside	Do.	Earl Durham.
16	Broomside	Do.	Broomside Coal Co.
17	Broom Park	Do.	North Brancepeth Coal Co., Limited.
18	Brownay	Willington	Bell Brothers.
19	Brownay Bank	Lanchester, Durham	Love and Weir.
20	Burnhope	Do.	Fletcher and Sowerby.
21	Butterknowle	via Darlington	Butterknowle Coal Co.
22	Byers Green	Willington, Durham	Bolckow, Vaughan, and Co., Limited.
23	Byron	Chester - le - Street, Fence Houses.	Theidemann and Wallis.
24	Carterthorne	Bishop Auckland	Henry Chaytor.
25	Cassop	Ferry Hill	Robson and Co.
26	Castle Eden	Do.	Castle Eden Coal Co.
27	Charlaw	Durham	G. Elliot and W. Hunter.
28	Chester South Moor	Chester - le - Street, Fence Houses.	Theidemann and Wallis.
29	Cocken	Durham	Earl Durham.
30	Cold Knot	Crook, Darlington	Wooler, Chapman, and Co.
31	Chiltou	Ferry Hill	Chilton Coal Co.
32	Consett:—		
	Delves	Consett, Durham	Consett Iron Co., Limited.
	Iveston	Do.	Do.
	Brooms (drift)	Do.	Do.
	Edon Pit	Do.	Do.
	Westwood	Do.	Do.
	Mount Pleasant	Do.	Do.
	Medomsley	Do.	Do.
	Ebchester	Do.	Do.
	Derwent	Newcastle-on-Tyne	Do.

No.	Name of Colliery.	Where situated.	Owner's Names.
33	Copperside - - -	Cockfield - - -	J. Thompson and Partners.
34	Cornsay - - -	Durham - - -	Perens and Love.
35	Coxhoe - - -	Ferry Hill - - -	Rosedale and Ferry.
36	Craghead - - -	Chester - le - Street, Fence Houses.	Thomas Hedley and Bros.
37	Cralle Scarr - - -	Darlington - - -	Woodlands Coal Co.
38	Crook - - -	Do. - - -	Chapman and Morson.
39	Deaf Hill - - -	Trimdon, Ferry Hill -	Trimdon Coal Co.
40	Dryburn Graunge -	Durham - - -	Stevenson, Jacques, and Co.
41	East Howle - - -	Ferry Hill - - -	North of England Industrial Iron and Coal Co.
42	East Beechburn - -	Howden, Darlington -	Hogg, Walton, and Co.
43	East Hetton - - -	Coxhoe, Durham - -	East Hetton Coal Co.
44	Edmondaley - - -	Durham - - -	S. Tyzack and Co.
45	Eldon - - -	Bishop Auckland - -	South Durham Coal Co.
46	Elmore - - -	Hetton-le-Hole, Fence Houses.	Hetton Coal Co.
47	Elm Park - - -	Tow Law, Darlington	Bainbridge and Co.
48	Eppleton - - -	Hetton-le-Hole, Fence Houses.	Hetton Coal Co.
49	Etherley - - -	Etherley, Darlington -	Henry Stobart and Co.
50	Evenwood - - -	Bishop Auckland - -	T. Charlton and Co.
51	Ferry Hill - - -	Ferry Hill - - -	Ferry Hill Coal Co.
52	Findon Hill - - -	Durham - - -	Pringle Hill Colliery Co.
53	Framwellgate - - -	Do. - - -	Stevenson, Jacques, and Co.
54	Gordon House - - -	Darlington - - -	W. H. Hedley and Co.
55	Greenhead - - -	Crook, Darlington -	T. Charlton and Co.
56	Hamsteels - - -	Durham - - -	Johnson, Reay, and Johnson.
57	Hargill - - -	Crook, Darlington -	Wooler, Chapman, and Co.
58	Harraton - - -	Chester-le-Street -	Earl Durham.
59	Haswell - - -	Fence Houses - - -	Haswell, Rasington, and Shotton Coal and Coke Co., Limited.
60	Hedley Hill - - -	Tow Law, Darlington -	Weardale Iron and Coal Co., Limited.
61	Hedley Hope - - -	Do. - - -	Thos. Vaughan and Co.
62	Herrington - - -	Fence Houses - - -	Earl Durham.
63	Hetton - - -	Hetton-le-Hole, Fence Houses.	Hetton Coal Co.
64	Holmside - - -	Chester-le-Street -	Thos. Hedley and Bros.
65	Houghton - - -	Fence Houses - - -	Earl Durham.
66	Houghall - - -	Durham - - -	Joseph Love and Partner.
67	Hummerbeck* - - -	Bishop Auckland - -	Ord and Maddison.
68	Hunwick - - -	Willington, Durham -	Bolckow, Vaughan, and Co., Limited.
69	Hunwick, West - -	Bishop Auckland - -	Lackenby Iron Co.
70	Hutton Henry - - -	Ferry Hill - - -	Hutton Henry Coal and Coke Co. Limited.
71	Inkermann - - -	Tow Law, Darlington	Perens and Love.
72	Ivesley - - -	Crook, Darlington -	T. Charlton and Co.
73	Kepier - - -	Durham - - -	Weir Coal Co.
74	Kimblesworth - - -	Crook, Darlington -	Elliot and Hunter.
75	Lady Durham - - -	Sherburn - - -	Earl Durham.
76	Lanchester - - -	Durham - - -	Dormand and Partners.
77	Lands - - -	Darlington - - -	Hy. Stobart and Co.
78	Langley - - -	Witton Gilbert, Dur- ham.	Cousett Iron Co., Limited.
79	Leasingthorne - -	Coundon, Bishop Auckland.	Bolckow, Vaughan, and Co.
80	Littleburn - - -	Durham - - -	North Brancepeth Coal Co., Limited.
81	Littletown - - -	Do. - - -	Earl Durham.
82	Low Bitchburn - -	Crook, Darlington -	John Sharp.
83	Ludworth - - -	Durham - - -	Original Hartlepool Collieries Co., Limited.
84	Lumley - - -	Fence Houses - - -	Earl Durham.
85	Mainsforth* - - -	Ferry Hill - - -	Manisforth Coal Co.
86	Mallestang - - -	Kirkby, Stephen - -	Mallestang Coal Co. Limited.
87	Marshall Green - -	Bishop Auckland - -	Marshall Green Coal Co.
88	Middle Bitchburn -	Howden, Darlington -	G. Pears and Co.
89	Middridge - - -	Shildon, Darlington -	Weardale Iron and Coal Co., Limited.
90	Morrison - - -	Armfield Plain - - -	Hedley Bros.
91	Murton - - -	South Hetton, Fence Houses.	South Hetton Coal Co.
92	Netlesworth - - -	Chester - le - Street, Fence Houses.	G. Elliot and William Hunter.
93	Newbottle - - -	Do. - - -	Earl Durham.
94	New Brancepeth - -	Durham - - -	New Brancepeth Coal Co.
95	New Copley - - -	Cockfield, Darlington -	Fryer and Co.
96	Newfield - - -	Willington, Durham -	Bolckow, Vaughan, and Co.
97	Do. - - -	Chester-le-Street -	Lord Dunsany and Partners, Pelton Colliery.
98	Newton Cap - - -	Bishop Auckland - -	Hy. Stobart and Co.
99	North Bitchburn - -	Do. - - -	North Bitchburn Coal Co.
100	North Brancepeth -	Durham - - -	North Brancepeth Coal Co.
101	North Hetton - - -	Hetton-le-Hole, Fence Houses.	North Hetton Coal Co.

* Sinking.

No.	Name of Colliery.	Where situated.	Owner's Names.
102	North End	Cockfield, Darlington	Walker, Simpson, and Co.
103	Norwood	Darlington	Owners, Norwood Colliery.
104	Oakenshaw	Willington, Durham	Strakers and Love.
105	Old Durham	Durham	Marquess of Londonderry.
106	Old Thornley	Tow Law, Darlington	Weardale Iron and Coal Co.
107	Page Bank	Wellington	Bell Brothers, Limited.
108	Pease's West :- Emma Lucy Job's Hill Bowden Close Stanley Wooley Brandon Sunnside Esh	Crook, Darlington Do. Do. Do. Do. Do. Do. Do. Do.	Jos. Pease and Partners. Do. Do. Do. Do. Do. Do. Do.
109	Pelton	Chester - le - Street, Fence Houses.	Lord Dunsany and Partners.
110	Pittington	Fence Houses	North Hetton Coal Co.
111	Railey Fell	Etherley, Darlington	Henry Stobart and Co.
112	Rainton	Fence Houses	Marquess of Londonderry.
113	Rough Lee	Witton - le - Wear, Darlington.	North Bitchburn Coal Co.
114	Ryhope	Sunderland	Ryhope Coal Co.
115	Sacriston	Durham	G. Elliot and W. Hunter.
116	Saint Helens	Bishop Auckland	Jos. Pease and Partners.
117	Saint Ives	Iveston	Freeholders of Iveston.
118	Seaham	Sunderland	Marquess of Londonderry.
119	Sherburn Hill	Durham	Earl Durham.
120	Sherburn House	Do.	Do.
121	Shildon	Darlington	Shildon Coal Co.
122	Shildon Lodge	Do.	Bolckow, Vaughan, and Co.
123	Shincliffe	Durham	Joseph Love and Partner.
124	Shotton	Castle Eden, Ferry Hill.	Haswell, &c., Coal and Coke Co., Limited.
125	Silksworth	Sunderland	Marquess of Londonderry.
126	South Brancepeth	Willington, Durham	Bell Brothers.
127	South Durham	Darlington	South Durham Coal Co.
128	South Hetton	Fence Houses	South Hetton Coal Co.
129	South Moor	Chester - le - Street, Fence Houses.	Hedley Brothers.
130	South Pontop	Annfield Plain, Dur- ham.	Messrs. Ritson's.
131	South Wingate	Ferry Hill	Hutton Henry Coal and Coke Co., Limited.
132	Spennymoor	Do.	R. S. Johnson and Co.
133	Storey Lodge	Darlington	T. Charlton and Co.
134	Sunderland Bridge	Durham	Weardale Iron and Coal Co.
135	Tees Hetton	Evenwood, Bishop Auckland.	T. Charlton and Co.
136	Thinford Grange	Ferry Hill	J. G. Wild and Co.
137	Thrialington	Coxhoe, Ferry Hill	Rosedale and Ferry Hill Iron Co.
138	Thornley	Ferry Hill	Original Hartlepool Collieries Co., Limited.
139	Tindale	Bishop Auckland	J. W. Pease and Partners.
140	Tindale	Do.	Thomas Vaughan and Co.
141	Tow Law	Darlington	Weardale Coal and Iron Co.
142	Trimdon	Ferry Hill	Trimdon Coal Co.
143	Trimdon Grange	Do.	Trimdon Grange Coal Co.
144	Tudhoe	Do.	Weardale Iron and Coal Co.
145	Tudhoe Grange	Do.	Do.
146	Tursdale	Do.	Bell Brothers.
147	Ushaw Moor	Durham	Hy. Chaytor.
148	Vane's Hartley	Cockfield, Staindrop	E. Summerson and Co.
149	Victoria	Bishop Auckland	Victoria Coal Co.
150	Waldrige	Chester - le - Street, Fence Houses.	Thiedemann and Wallis.
151	West Auckland	Bishop Auckland	Bolckow, Vaughan, and Co., Limited.
152	West Bitchburn	Tow Law, Darlington	West Bitchburn Coal Co.
153	West Broom	Durham	North Brancepeth Coal Co., Limited.
154	West Copley	Darlington	Ord and Maddison.
155	Westerton	Coundon, Bishop Auckland.	Bolckow, Vaughan, and Co., Limited.
156	West Stanley	Chester - le - Street, Fence Houses.	J. H. Burn.
157	West Thornley	Tow Law, Darlington	Weardale Iron and Coal Co.
158	Wheatley Hill	Ferry Hill	Original Hartlepool Collieries Co., Limited.
159	Whitehouse	Witton, Gilbert	Fringie and Co.
160	White Lee	Crook, Darlington	Bolckow, Vaughan, and Co.
161	Whitwell	Durham	Whitwell Coal Co.
162	Whitworth	Ferry Hill	E. S. Johnson and Co.
163	Willington	Willington, Durham	Strakers and Love.
164	Windlestone	Ferry Hill	Jos. Pease and Partners.

No.	Name of Colliery.	Where situated.	Owner's Names.
165	Wingate Grange - -	Ferry Hill - -	Wingate Grange Coal Co.
166	Witton-le-Wear - -	Darlington - -	Witton Fire Brick, &c., Co.
167	Witton Park - - -	Bishop Auckland -	H. Chaytor.
168	Wolsingham Park -	Darlington - - -	Wolsingham Park Dinas and Fire Brick Mineral and Coal Co.
169	Woodhouse Close - -	Bishop Auckland -	Thomas Vaughan and Co.
170	Woodfield - - - -	Crook, Darlington -	Bolckow, Vaughan, and Co.
171	Woodlands - - - -	Cockfield, Darlington	Owners, Woodlands Colliery.
172	Woolley - - - - -	Crook - - - - -	J. W. Pease and Partners.

LANDSALE COLLIERIES IN SOUTHERN DIVISION OF DURHAM.

1	Coundon - - - -	Bishop Auckland -	Veitch and Co.
2	Crook Hall - - - -	Durham - - - - -	J. Lishman and Co.
3	Elvet - - - - -	Do. - - - - -	T. Crawford.
4	Hill Top - - - - -	Do. - - - - -	E. Halliday.

YORKSHIRE.

H.M. Inspector, FRANK N. WARDELL, Wath, Rotherham.

JOHN GERRARD, Westgate, Wakefield.

1	Denholme - - - -	Bingley - - - -	Townend Brothers.
2	Do. - - - - -	" - - - - -	Do.
3	Shipley Moor - - -	" - - - - -	Briggs and Sons.
4	Wilsden - - - - -	" - - - - -	Wood and Son.
1	Agnes - - - - -	Barnsley - - - -	William Day.
2	Barrow* - - - - -	" - - - - -	Barrow Hematite Steel Co.
3	Belle Vue (Darton) -	" - - - - -	T. W. Naylor.
4	Blacker Main - - -	" - - - - -	Blacker Main Coal Co.
5	Bloomhouse Green*	" - - - - -	Henry Lodge.
6	Corton Wood - - -	" - - - - -	Corton Wood Coal Co.
7	Cudworth - - - -	" - - - - -	Dyson and Wright.
8	Darley Main - - - -	" - - - - -	Darley Main Co.
9	Dodworth - - - - -	" - - - - -	Silkstone & Dodworth Coal & Iron Co
10	Dodworth Road - - -	" - - - - -	Bell Armitage.
11	East Gawber - - - -	" - - - - -	Craik and Co.
12	Ellis Laith - - - -	" - - - - -	Leather and Littlewood.
13	Edmund's Main - - -	" - - - - -	Mitchell and Co.
14	Gawber Hall - - - -	" - - - - -	Messrs. Greaves.
15	Haigh - - - - -	" - - - - -	Fountain and Son.
16	Hall Royd (Silkstone)	" - - - - -	S. Yorkshire Coal and Iron Co.
17	High Royd and Elsecar	" - - - - -	Hall and Co.
18	High Stile - - - -	" - - - - -	High Stile Coal Co.
19	Hodroyd - - - - -	" - - - - -	Hodroyd Coal Co.
20	Houghton Main* - - -	" - - - - -	Houghton Main Coal Co.
21	Hoyland Silkstone -	" - - - - -	Wells and Co.
22	Kidfield Nook - - -	" - - - - -	Joseph Sykes.
23	Lund Hill - - - - -	" - - - - -	Lund Hill Coal Co.
24	Mitchell Main* - - -	" - - - - -	Mitchell and Co.
25	Moor House - - - -	" - - - - -	Fountain and Son.
26	Monk Bretton - - -	" - - - - -	Monk Bretton Coal Co.
27	Mount Osborne - - -	" - - - - -	William Day.
28	New Gawber Hall - -	" - - - - -	Sturges, Paley, and Co.
29	North Gawber - - -	" - - - - -	Thorp's Gawber Hall Co.
30	Oaks - - - - -	" - - - - -	C. Cammell and Co.
31	Oakwell - - - - -	" - - - - -	Senior Brothers.
32	Old Mill - - - - -	" - - - - -	William Day.
33	Old Silkstone - - -	" - - - - -	E. C. Clarke.
34	Old Silkstone Main -	" - - - - -	Cooper and Co.
35	Old Town - - - - -	" - - - - -	Joshua Barraclough.
36	Pinder Oaks - - - -	" - - - - -	Darley Main Co.
37	Rockingham - - - -	" - - - - -	Newton, Chambers, and Co.
38	Rockley - - - - -	" - - - - -	T. A. Mann and Co.
39	Rosa - - - - -	" - - - - -	W. Day.
40	Rose Hill - - - - -	" - - - - -	Geo. Senior.
41	Silkstone Fall - - -	" - - - - -	Silkstone Fall Co.

* Sinking.

No.	Name of Colliery.	Where situated.	Owner's Name.
42	Silkstone Main	Barnsley	Coal Consumers' Association.
43	Silkstone, Higham	"	Silkstone and Dodworth Coal and Iron Co.
44	Swaithe Main	"	Mitchell and Co.
45	Strafford	"	Strafford Coal Co.
46	Victoria	"	Sutcliffe and Co.
47	Wath Wood	"	Wombwell Main Co.
48	West Gawber	"	Henry Durden.
49	Wharnccliffe Silkstone	"	Wharnccliffe Silkstone Coal Co.
50	Wharnccliffe Woodmoor	"	Wharnccliffe Woodmoor Coal Co.
51	Willow Bank	"	Thorp's Gawber Hall Co.
52	Winter Hill (Hoyland)	"	Thos. Haigh.
53	Wombwell Main	"	Wombwell Main Coal Co.
54	Woolley	"	Woolley Coal Co.
55	Worsborough Park	"	Coopers and Co.
1	Allerton	Bradford	Bowling Iron Co.
2	Do.	"	Wood and Son.
3	Blue Hill (Birkenshaw)	"	Jos. Holmes.
4	Bolton Wood	"	Handforth and Co.
5	Booth Holme Field (Tong)	"	Ephraim Holliday.
6	Bowling	"	Hird, Dawson, and Hardy.
7	Do.	"	Joseph Beanland.
8	Do.	"	Bowling Iron Co.
9	Do.	"	E. Gittins.
10	Bradford	"	Bowling Iron Co.
11	Bradford Moor	"	Jos. Wood.
12	Broom Hall	"	Thomas Pitts.
13	Bunkers Hill	"	Bowling Iron Co.
14	Cleckheaton	"	Bowling Iron Co.
15	Do.	"	Hird, Dawson, and Hardy.
16	Clifton	"	Do.
17	Cutter Height	"	Hird, Dawson, and Hardy.
18	Dog Lane	"	G. Mortimer.
19	Eccleshill	"	Thomas Tomlinson.
20	Green Lane	"	John Hind and Brothers.
21	Heaton	"	Briggs and Sons.
22	Do. (Shipley)	"	George Heaton.
23	Holme Bank	"	Hird, Dawson, and Hardy.
24	Hunsworth	"	Bowling Iron Co.
25	Hunsworth Mills (Cleckheaton)	"	J. and E. Taylor.
26	Laister Dyke	"	Joseph Cliffe and Son.
27	Merchant Fields (Cleckheaton)	"	Holt and Hesley.
28	Newmarket (Tong)	"	Squire Broadbent.
29	North Bierley	"	Bowling Iron Co.
30	Do.	"	Hird, Dawson, and Hardy.
31	North Cliff	"	Shipley Fire Clay Co.
32	Poppleswell (Cleckheaton)	"	Holt and Co.
33	Red Hill (Tong)	"	W. Terry and Co.
34	Rockwell	"	Smith and Co.
35	Scholes	"	Hird, Dawson, and Hardy.
36	Do.	"	Crossland Coal Co.
37	Scholes (Cleckheaton)	"	Green and Bland.
38	Shelf	"	Hird, Dawson, and Hardy.
39	Shipley	"	Airedale Brick and Tube Co.
40	Shipley Moor	"	William Frith.
41	Southfield Lane	"	G. Turner.
42	Thornton	"	Wood and Son.
43	Do.	"	D. Illingworth and Sons.
44	Toftshaw Moor	"	Healey and Co.
45	Tong Street	"	H. Wilkinson.
46	Tong	"	Hird, Dawson, and Hardy.
47	Do.	"	Bowling Iron Co.
48	Do.	"	Squire Broadbent.
49	Wibsey Bank Foot	"	John Tordoff.
50	Wike	"	Hird, Dawson, and Hardy.
51	Wroe	"	Mitchell Brothers.
1	Babes in the Wood	Dewsbury	Crawshaw and Blakeley.
2	Bank Top	"	Raynor Brothers and Co.
3	Batley	"	James Critchley.
4	Calder (Mirfield)	"	Charles Wheatley.
5	Chickenly Heath	"	Crawshaw, Blakeley and Co.
6	Combs (Thornhill)	"	Joshua C. Ingham.
7	Cross Bank (Batley)	"	John Holliday and Brothers.
8	Dewsbury Bank	"	Crawshaw and Blakeley.
9	Dewsbury Moor	"	Wros and Co.
10	Do.	"	J. and G. Haigh.
11	Falhouse (Whitley)	"	Joseph Bedford.
12	Gregory Spring (Mirfield)	"	Gregory Spring Coal Co.
13	Hartahead	"	Hird, Dawson, and Hardy.

No.	Name of Colliery.	Where situated.	Owner's Name.
14	Heeley - - -	Dewsbury - -	Hamath Fell.
15	Heeley (Briestfield) - - -	"	Do.
16	Hagg Wood - - -	"	Charles Wheatley.
17	Hopton - - -	"	Joseph Sheard.
18	Hoskingley (Thornhill) - - -	"	Joshua C. Ingham.
19	Howroyd (Briestfield)* - - -	"	John Cutt.
20	Ings (Thornhill) - - -	"	Joshua C. Ingham.
21	*Knowl (Hopton near Mirfield)	"	J. Ashton.
22	Ledgard Bridge (Mirfield) - - -	"	Charles Wheatley.
23	Liversidge - - -	"	Rhodes, Wright, and Wroe.
24	Mirfield - - -	"	Wheatley, Nevin, and Barraclough.
25	Mirfield Moor - - -	"	Messrs. Marriott.
26	Northorpe (Mirfield) - - -	"	Benjamin Barraclough.
27	Primrose Lane* - - -	"	G. Pollitt.
28	Ravens Lodge - - -	"	Messrs. Haigh.
29	Ridings - - -	"	Crawshaw and Blakeley.
30	Roach* - - -	"	Roach Coal Co.
31	Soothill - - -	"	Crawshaw and Co.
32	Soothill Wood* - - -	"	J. Blakeley.
33	Upper Crosley - - -	"	Benjamin Barraclough.
34	Whitley Wood - - -	"	Charles Wheatley.
35	Woodwell* - - -	"	E. Lockwood.
1	Alderscholes (Thornton) - - -	Halifax - -	Michael Pearson.
2	Bank Bottom - - -	"	Swan Bank Co.
3	Binns Bottom - - -	"	- Cookson.
4	Brackens Lane End (Shelf) - - -	"	Topham and Co.
5	Charlestown - - -	"	Charlestown Brick and Tile Co.
6	Cockhill Farm (Shelf) - - -	"	M. Bottomley and Son.
7	Crooked Lane - - -	"	Michael Stocks.
8	Croft Top* - - -	"	Trustees of late J. Sutherland.
9	Dickey Steel (Elland) - - -	"	Henry Hawkyard.
10	Elland* - - -	"	Robinson and Co.
11	Folly Hall* - - -	"	David Shaw.
12	Four Lane End, Shibden Dale - - -	"	John Cawthrae.
13	Harp Bottom (Queensbury) - - -	"	Joseph Metcalfe and Co.
14	Highfield - - -	"	Holmes and Holt.
15	Lightcliffe - - -	"	Barraclough and Sons.
16	Lower Shibden - - -	"	John Lister.
17	Mill* - - -	"	Bateman, Wells, and Kellett.
18	Mountain End - - -	"	Foster and Son.
19	Norwood Green - - -	"	Norwood Green Co.
20	Peep Green - - -	"	Sheard and Co.
21	Quarry House - - -	"	Holmes and Co.
22	Queensbury - - -	"	Joseph Briggs and Sons.
23	Shaw Lane - - -	"	Michael Stocks.
24	Shibden - - -	"	Holmes and Co.
25	Shibden Hall - - -	"	John Lister.
26	Shibden Head - - -	"	Michael Stocks.
27	Shipley Moor - - -	"	Briggs and Sons.
28	Shugden - - -	"	Do.
29	Shugden Head - - -	"	Michael Stocks.
30	Soil Hill (Ovenden) - - -	"	T. S. Walsh.
31	Swan Bank - - -	"	Swan Bank Coal Co.
32	Thornton - - -	"	Do.
33	Walter Clough - - -	"	Arthur Dawson.
1	Box Ings - - -	Huddersfield - -	Beth Senior and Sons.
2	Bradley - - -	"	Charles Wheatley.
3	Brockholes - - -	"	Messrs. Haigh.
4	California (Shelley) - - -	"	Matthews and Co.
5	Clayton Common (Clayton West). - - -	"	Norton Brothers and Co.
6	Cowmes - - -	"	J. Sheard.
7	Cumberworth - - -	"	John Addy.
8	Denby Dale* - - -	"	C. W. F. Taylor.
9	Duke Wood (Clayton West) - - -	"	Norton Brothers and Co.
10	Fellegreave - - -	"	E. Brooke and Sons.
11	Fieldhouse - - -	"	Edward Brooke.
12	Greenhouse* - - -	"	J. Alderson and Son.
13	Grimescar - - -	"	Jones and Waterhouse.
14	Helm - - -	"	Charles Wheatley.
15	High Wood* - - -	"	W. Lodge and Co.
16	Hollinghouse - - -	"	Messrs. Haigh.
17	Kirkheaton - - -	"	Messrs. Cardwell.
18	Kirk Style (Cumberworth) - - -	"	Henry Ellis, Executors of.
19	Linfit - - -	"	Hey and Carter.
20	Lockwood Common - - -	"	E. Brook and Sons.
21	Lower Holmhouse* - - -	"	Pitt and Booth.
22	Moor Lane (Highburton) - - -	"	Geo. Newsome.
23	New Ground - - -	"	E. Brook and Sons.

* Sinking.

No.	Name of Colliery.	Where situated.	Owner's Name.
24	Ozings* . . .	Huddersfield . . .	W. and C. Hurst.
25	Pease Close . . .	"	J. Sheard.
26	Pool Hill* . . .	"	Z. Hinchliffe.
27	Pulling Hill . . .	"	Mellor and Sanderson.
28	Riley Lane . . .	"	B. Mellor.
29	Kowley . . .	"	J. Sheard.
30	Shelley . . .	"	Copley and Co.
31	Sinking Wood . . .	"	Messrs. Haigh.
32	Thurstonland* . . .	"	Kempenny and Robinson.
33	Toppit (Clayton, West)	"	John Hargrave and Co.
34	Whitley (Kirkheaton)	"	Messrs. Cardwell.
35	Wilson Main . . .	"	John Woodhead.
1	Barnside (Hepworth)	Holmfirth . . .	Hirst and Lockwood.
2	Balance Booth . . .	"	C. S. and H. W. Tinker.
3	Carr Wood (New Mills)	"	Charles Lockwood.
4	Foxhouse . . .	"	Mrs. Wagstaff.
5	Fulstone (New Mills)	"	Charles Lockwood.
6	Gatehead . . .	"	C. S. and H. W. Tinker.
7	Hollin House (New Mills)	"	Hepworth Iron Co.
8	Hepworth . . .	"	Do.
9	Knab* . . .	"	Geo. Hinchliffe.
10	Knowles . . .	"	J. and A. Kaye.
11	Meltham . . .	"	C. S. and H. W. Tinker.
12	Thurstonland . . .	"	John Haigh.
13	Wood . . .	"	C. S. and H. W. Tinker.
1	Greets Main . . .	Burton-in-Lonsdale . . .	Levi Towler.
2	Ingletton . . .	"	W. Bracewell.
1	Adwalton Common . . .	Leeds . . .	Medcalf and Harrison.
2	Adwalton Lane . . .	"	Rushforth and Co.
3	Adwalton Moor . . .	"	William Bower and Brothers.
4	Do. . .	"	Squire Broadbent.
5	Allerton Main . . .	"	Bowers Allerton Coal Co.
6	Andrew Hill (Gildersome)	"	Leathlays, Bailey, and Dixon.
7	Astley . . .	"	Bowers Allerton Coal Co.
8	Baldon Moor . . .	"	William Midgley.
9	Balaklava (Morley) . . .	"	West Yorkshire Iron and Coal Co.
10	Balm Gate (Roberttown)	"	E. A. Sheard.
11	Beckett Street . . .	"	Holdsworth and Wilkinson.
12	Beeston . . .	"	The Farnley Iron Co.
13	Do. . .	"	Harding and Co.
14	Do. . .	"	Hird, Dawson, and Hardy.
15	Birkhill (Birkenshaw)	"	W. H. Colbeck.
16	Blue Hills Lane (Wortley)	"	Benjamin North.
17	Britannia Main (Adwalton)	"	Barraclough and Co.
18	Brown Moor . . .	"	Manston Coal Co.
19	Bushy (Drighlington)	"	Newmarket Coal Co.
20	Calverley . . .	"	Birkhead and Fearnley.
21	Cawley . . .	"	Woodhead's Executors.
22	Churwell . . .	"	Harding and Co.
23	Do. . .	"	Hird, Dawson, and Hardy.
24	Do. . .	"	William Ward.
25	Do. . .	"	The Farnley Iron Co.
26	College (Birstal)	"	Rhodes' Executors.
27	Cooke Lane* (Heckmond- wike) . . .	"	Firth Brothers.
28	Cross Green . . .	"	Bowling Iron Co.
29	Crow Trees (Gomersal)	"	Rhodes' Executors.
30	Dartmouth . . .	"	Lister and Co.
31	Dean Hall (Morley) . . .	"	Bedford and Co.
32	Doles Wood (Drighlington)	"	Doleswood Coal Co.
33	Elland Road . . .	"	Wortley Fire Clay Co.
34	Elland Road* . . .	"	J. Towler.
35	Ellerby Lane . . .	"	Bowling Iron Co.
36	Farnley . . .	"	The Farnley Iron Co.
37	Farnley Wood . . .	"	A. Rogers and Son.
38	Fountains . . .	"	W. Gledhill.
39	Foxholes (Methley)	"	William Wood.
40	Garforth . . .	"	Garforth Coal Co.
41	Gelder Road . . .	"	William Ward.
42	Gildersome . . .	"	The Farnley Iron Co.
43	Gildersome Street . . .	"	John Holliday and Brothers.
44	Green Man (Hunslet)	"	Robinson and Co.
45	Green Top (Pudsey)* . . .	"	B. Canthery.
46	Greville* . . .	"	J. Wormald.
47	Greville (Rawden)	"	Smith and Co.
48	Harehills . . .	"	The Farnley Iron Co.
49	Holbeck . . .	"	Hird, Dawson, and Hardy.
50	Horse Riggs (Adwalton)	"	B. and J. Holdsworth.
51	Howden Clough* . . .	"	Howden Clough Coal Co.

* Sinking.

No.	Name of Colliery.	Where situated.	Owner's Name.
53	Howden Clough	Leeds	Joshua Taylor.
53	Howley Park (Morley)	"	Howley Park Coal Co.
54	Hunger Hill (Adwalton)*	"	Jas. Troughton and Co.
55	Hunslet	"	Hird, Dawson, and Hardy.
56	Hunslett Carr*	"	G. W. Hick.
57	Idle*	"	F. B. Ellison.
58	Killingbeck (York Road)	"	York Road Coal and Iron Co.
59	Kippax	"	Locke and Co.
60	Lanes Wood (Gomersal)	"	Samuel Jackson.
61	Lee (Birstal)*	"	W. Farrar and Son.
62	Little Gomersal	"	Crowthor and Co.
63	Lodge*	"	Holliday and Brooksbank.
64	Lumb Wood	"	Doleswood Coal Co.
65	Manston	"	Manston Coal Co.
66	Manston Lodge	"	Do.
67	Mary*	"	Whitaker and Roberts.
68	Micklefield	"	J. Cliff and Sons.
69	Middleton	"	Middleton Coal Co.
70	Moorland (Gildersome)*	"	Bedford and Eushforth.
71	Moortown*	"	H. Harrison.
72	Morley	"	Harding and Co.
73	Do.	"	The Farnley Iron Co.
74	Morley Main	"	William Ackroyd and Bros.
75	Muffitt Lane	"	Alfred West.
76	Near Low Park (Birstal)*	"	T. C. Taylor and Co.
77	Nethertown (Drighlington)*	"	Bedford and Co.
78	Do.*	"	Joseph Cooper.
79	Neville Hill	"	Norwegian Titanic Iron Co.
80	New Crown Point (Drighlington)*	"	B. Asquith.
81	New Hall (Middleton)	"	Grosvenor and Son.
82	New Lane (Drighlington)*	"	Houscroft and Metcalf.
83	Newmarket (Adwalton)	"	Jos. Rawlinson.
84	Oakwell	"	William Ackroyd and Brothers.
85	Oldhall*	"	John Taylor.
86	Osmondthorpe	"	The Farnley Iron Co.
87	Park (Liversedge)*	"	Park Coal Co.
88	Potternewton	"	Farnley Iron Co.
89	Primrose (Dolly Lane)*	"	Leeds Patent Brick Co.
90	Primrose Hill (Liversedge)	"	Thomas Hardy Jackson.
91	Pudsey*	"	W. and J. Harris.
92	Quaker Lane (Liversedge)	"	Jos. Wright.
93	Raw Royds (Gildersome Street)*	"	J. H. Rhodes.
94	Robert Town	"	Mann and Co.
95	Do.	"	Parkin and Co.
96	Robin Hood	"	Messrs. Charlesworth.
98	Rock (York Road)	"	Wilcock and Co.
99	Rothwell Haigh	"	Messrs. Charlesworth.*
100	Scotland (Gomersal)	"	Executors of W. Harrison.
101	Seacroft	"	Manston Coal Co.
102	Smithies (Birstal)	"	Alfred West.
103	Smithy Hill (Liversedge)	"	Thomas Parkins.
104	Spring Gardens	"	Fearnley Garforth.
105	Stanley Main (Liversedge)	"	Stanley Coal Co.
106	Strawberry Bank (Liversedge)	"	Liversedge Coal Co.
107	Sykes (Drighlington)	"	Rhodes and Dolby.
108	Tanhouse Mill (Liversedge)	"	Tanhouse Mill Co.
109	Tempest (Adwalton)*	"	Hillas and Co.
110	Thickthorn*	"	F. Garforth.
111	Toft Shaw Moor	"	Healey and Pettey.
112	Tong Moor	"	Do.
113	Trinity (Birstal)*	"	T. G. Taylor and Co.
114	Victoria (Morley)	"	Messrs. Haigh.
115	Do. (Adwalton)	"	Towler and Co.
116	Do.	"	J. Towler.
117	Waterloo	"	Waterloo and Woodlesford Coal Co.
118	Waterloo Main	"	John T. Leather.
119	Wellington	"	John Jackson and Son.
120	West Lane (Gomersal)*	"	J. Jackson and Son.
121	West Yorkshire (Manston)	"	Manston Coal Co.
122	White Horse (York Road)	"	York Road Iron and Coal Co.
123	White Lee	"	Alfred West.
124	Woodfield*	"	Jos. Birkby.
125	Wortley	"	Ingham and Son.
126	Do.	"	Joseph Cliff and Son.
127	York Road	"	Robinson and Clayton.
1	Goodhope	Normanton	H. Briggs, Son, and Co., Limited.
2	Haigh Moor	"	Pope and Pearson.
3	Methley Junction	"	Briggs, Son, and Co.
4	Saville*	"	H. Briggs, Son, and Co.

* Sinking.

No.	Name of Colliery.	Where situated.	Owner's Name.
5	St. John's	Normanton	Loeke and Co.
6	West Riding	"	Pope and Pearson.
7	Whitwood	"	Henry Briggs, Son, and Co.
1	Bullhouse	Penistone	J. Hinchliffe and Co.
2	Crow Edge	"	Do.
3	Denby Dale	"	Thomas Haigh.
4	Flash House (Thurlstone)	"	Hugh Tomasson.
5	Middlecliffe	"	J. Hinchliffe and Co.
1	Allerton Bywater	Pontefract	Thomas M. Carter and Co.
2	Featherstone	"	Featherstone Coal Co.
3	Featherstone Manor*	"	Geo. Bradley.
4	Fryston (Castleford)*	"	Fryston Coal Co.
5	Glass Houghton*	"	Wilks and Co.
6	Do.*	"	Lias Lime and Cement Co.
7	Newton Main	"	J. H. Garbutt.
8	Prince of Wales	"	Rhodes and Dalby.
9	Snydale	"	Do.
10	Streethouse	"	H. Briggs, Son, and Co.
11	Wieldale	"	Wieldale Coal Co.
1	Aldwark Main	Rotherham	John Brown and Co.
2	Butterthwaite*	"	Chambers and Son.
3	Carhouse	"	John Brown and Co.
4	Denaby Main	"	Denaby Coal Co.
5	Elsecar	"	Earl Fitzwilliam.
6	Fence (Woodhouse Mill)	"	Fence Coal Co.
7	Grange	"	Chambers and Son.
8	Grange Lane	"	P. Diggett and Co.
9	Greasbrough Old Park Gate	"	Hinchliffe, Bramham, and Co.
10	Green Lane*	"	Thomas Smith.
11	Greenfield (Rawmarsh)	"	Greenfield Co.
12	Holmes	"	Rotherham, Masborough, and Holmes Coal Co.
13	Jordan*	"	Moses Law.
14	Kilnhurst	"	Messrs. Charlesworth.
15	Kimberworth*	"	Jos. Warris.
16	Manvers Main	"	Manvers Main Co.
17	Netherfield*	"	Hawkins, Hague, and Twigg.
18	Newhill	"	Newhill Coal Co.
19	Park Gate	"	Earl Fitzwilliam.
20	Rawmarsh	"	J. Knappton.
21	Roundwood	"	Cooper, Sellars, and Co.
22	Thorpe Hesley*	"	Jos. Pilley.
23	Thrybergh Hall	"	Messrs. Charlesworth.
24	Tinsley Park	"	Benjamin Huntsman.
25	Waleswood	"	Skinner and Holford.
26	Warren Vale	"	Messrs. Charlesworth.
27	Wath Main*	"	Wath Main Co.
28	West Melton	"	W. B. Law.
1	Aston Main	Sheffield	W. H. Stone.
2	Beighton	"	Skinner and Holford.
3	Bracken Moor*	"	Executors of Jas. Grayson.
4	Bracken Moor (Deepcar)	"	John Helliwell.
5	Brightside	"	Pitmore Coal Co.
6	Bromley Main*	"	Lord Wharnccliffe.
7	Busk Flat*	"	J. Helliwell.
8	Butterthwaite*	"	G. Chambers and Son.
9	Chapelton	"	J. Platts.
10	Clough	"	Jas. Grayson.
11	Do.*	"	J. Gregory.
12	Deepcar	"	John Armitage.
13	Do.	"	Grayson, Lowood, and Co.
14	Dungworth	"	Haigh and Co.
15	Eccleshall*	"	J. Lloyd.
16	Gleadless Common	"	Jos. Archer.
17	Grimesthorpe	"	John Denton and Co.
18	Hall Park*	"	C. Marsden.
19	Haywood (Deepcar)	"	John Armitage.
20	Henholmes (Do.)	"	Do.
21	Hollins End	"	Benjamin Huntsman.
22	Holly Bush	"	Jos. Hattersley.
23	Kiveton Park	"	Kiveton Park Coal Co.
24	Lee Wood (Thurgoland)	"	Wilcock and Co.
25	Lower Wincohaik	"	J. Johnson.
26	Malin Bridge	"	Grayson, Lowood, and Co.
27	Manor*	"	Nunnery Colliery Co.
28	Midhope Stones*	"	John Lee.
29	Myers Lane*	"	G. Longden and Son.
30	Myrtle Hill	"	James Keen.
31	Myrtle Spring*	"	M. Wilkinson.

* Sinking.

No.	Name of Colliery.	Where situated.	Owner's Name.
32	New Winning	Sheffield	Nunnery Colliery Co.
33	North Staveley	"	Staveley Coal and Iron Co., Limited.
34	Orgreave	"	Fence Coal Co.
35	Shaw House	"	Benjn. Jackson.
36	Sheffield	"	Benjamin Huntsman.
37	Spink Hall	"	Mrs. Grayson.
38	Stannington	"	Grayson, Lowood, and Co.
39	Stockabridge (Deepcar)	"	Samuel Fox and Co.
40	St. Davids (Oughtibridge)	"	Russell and Co.
41	Stubbin Lane*	"	T. W. Rhodes.
42	Tankersley	"	Newton, Chambers, and Co.
43	Thorncliffe	"	Do.
44	Thurgoland	"	George Darwent.
45	Vernon Silkstone*	"	E. Swift.
46	Wadaley	"	E. Hobson.
47	Wharncliffe (Oughtibridge)	"	J. Beaumont.
48	Wharncliffe Wood	"	Silica Fire Brick Co.
49	Wincobank	"	Jas. Holmes.
50	Do.*	"	John Crowley and Co.
51	Woodhouse*	"	Industrial Coal and Iron Co.
52	Woodthorpe	"	John Rhodes.
53	Wortley Silkstone	"	Andrews and Co.
1	Bradley	Skipton	L. Horner and Co.
2	Threshfield	"	W. Lambert.
1	Alverthorpe	Wakefield	Messrs. Haigh.
2	Black Gates*	"	Thos. West.
3	Bottom Boat	"	Messrs. Charlesworth.
4	Bretton	"	Messrs. Jagger.
5	Bullcliffe*	"	G. and W. Rhodes.
6	Chevet (Walton)*	"	Chevet Coal Co.
7	Dewsbury Lane (Ossett)	"	W. Gartside.
8	Dirt-car	"	Thos. Frith and Co.
9	East Ardsley	"	J. Roberts and Co.
10	Do.	"	East Ardsley Co-operative Coal Co.
11	Emley Moor	"	Messrs. Jagger.
12	Emley Park	"	Edward Stringer.
13	Emroyd	"	Stansfeld and Co.
14	Field Lane	"	George and John Haigh.
15	Flockton	"	Sir J. L. L. Kaye, Bart.
16	Do.	"	Stansfeld and Co.
17	Do.	"	Lockwood and Co.
18	Flockton (Overton)	"	Beacher and Jarvis.
19	Flockton Moor	"	Messrs. Jagger.
20	Gawthorp (Ossett)	"	George and John Haigh.
21	Grange	"	Sir J. L. L. Kaye, Bart.
22	Grange Ash	"	Jesse Jagger.
23	Grange Moor	"	Stansfeld and Co.
24	Do.	"	B. Lockwood.
25	Hartley-Bank (Netherton)	"	Flockton Coal Co.
26	Hollingthorp	"	Cliff Coal and Fire Clay Co.
27	Hunt Royal (Upper Whitley)	"	John Roberts.
28	Jenkin Bank*	"	Powell and Stephenson.
29	Kirkham Gate*	"	Jas. Anty.
30	Loft-house*	"	Leeds and Yorkshire Co-op. Co.
31	Low Laiths	"	J. Roberts and Co.
32	Manor	"	J. and J. W. Woodhead.
33	Milnthorpe	"	Messrs. Charlesworth.
34	Newmarket	"	Do.
35	Nostell	"	Executors of Charles Winn.
36	Ossett	"	Messrs. Haigh.
37	Ox Close*	"	Whitworth and Co.
38	Park Lane (Ossett)	"	Gilffe and Co.
39	Perseverance*	"	John Shires and Co.
40	Pildaere (Ossett)	"	Hargreaves, Naylor, and Co.
41	Providence	"	Leeds, Morley, and District Co-op. Co.
42	Ravensthorpe	"	Messrs. Haigh.
43	Roundwood	"	Terry, Greaves, and Co.
44	Ryhill*	"	H. Lodge.
45	Saint John's	"	George Bailey.
46	Sharlston	"	New Sharlston Coal Co.
47	Snapethorpe	"	William Hargreaves and Co.
48	Stanley	"	R. Hudson and Co.
49	Star (Netherton)	"	Joseph Rhodes.
50	Stocks Moor	"	Sir J. L. L. Kaye, Bart.
51	Victoria	"	R. Hudson and Co.
52	Walton*	"	Walton Coal Co.
53	West Ardsley	"	J. Roberts and Co.
54	West Field (Ossett)	"	Joshua Wilby.
55	Westgate Moor*	"	J. Naylor.
56	Woodhouse Lane*	"	G. and T. Sheard.

* Sinking.

No.	Name of Colliery.	Where situated.	Owner's Name.
57	Woodmoor* - - -	Wakefield - - -	Woodmoor Coal Co.
58	Wrenthorp - - -	" - - -	Daniel Micklethwaite and Co.
59	Winey Moor - - -	" - - -	Hargreaves, Hargreaves, and Naylor.
60	Woolen Well Main* - - -	" - - -	C. Overend.

DERBYSHIRE.

H.M. Inspector, THOMAS EVANS, Derby.

A. H. Stokes, Derby.

1	Albert - - -	Sheepbridge - - -	Derbyshire Silkstone Coal Co.
2	Alma - - -	Clay Cross - - -	Thos. Holdsworth.
3	Alderwasley - - -	Matlock - - -	E. M. Wass.
4	Alton, Nos. 1 and 2 - - -	Ashover - - -	Alton Coal and Coke Co.
5	Do. Old - - -	" - - -	R. W. Jackson and Co.
6	Do. New - - -	" - - -	Do.
7	Ambergate - - -	Ambergate - - -	Bathurst and Co.
8	Apperknowl - - -	Unstone - - -	Gill and Co.
9	Do. - - -	Chesterfield - - -	Havenhand and Allen.
10	Aahgate - - -	" - - -	Samuel Hoskin.
11	Avenue - - -	" - - -	Wingerworth Coal Co.
12	Axe Edge - - -	Buxton - - -	Buxton Lime Company.
13	Barlow Lees - - -	Chesterfield - - -	Monkwood Colliery Co.
14	Bailey Brook - - -	Alfreton - - -	Butterley Iron and Coal Co.
15	Barlborough - - -	Staveley - - -	Staveley Coal and Iron Co.
16	Beard and Bugsworth - - -	New Mills - - -	L. and E. Hall.
17	Bear Tree - - -	Chesterfield - - -	Joseph Wright.
18	Berrister Lane - - -	Alfreton - - -	Charles Seeley and Co.
19	Blackwell : A. Winning - - -	" - - -	Blackwell Colliery Co.
20	Do. B. Winning - - -	" - - -	Do.
21	Blackfordby - - -	Woodville - - -	C. F. Hastings.
22	Birchwood Lane - - -	Alfreton - - -	Ch. Seeley and Co.
23	Birchwood - - -	" - - -	Butterley Iron and Coal Co.
24	Birley Hackenthorpe - - -	Sheffield - - -	John Plant.
25	Do. Railway - - -	" - - -	Jeffcock and Dunn.
26	Do. North - - -	" - - -	Do.
27	Do. Parkgate - - -	" - - -	Do.
28	Birdfield - - -	Eckington - - -	Ward Brothers.
29	Birley Moor - - -	" - - -	Edward Bramhall.
30	Birch Vale - - -	New Mills - - -	Thomas Bennett.
31	Boythorpe Lane - - -	Chesterfield - - -	Chesterfield and Boythorpe Coal Co.
32	Brampton, Old - - -	" - - -	R. W. Jackson and Co.
33	Do. New - - -	" - - -	Do.
34	Bretby, Nos. 1, 2, 3 - - -	Bretby - - -	Countess of Chesterfield.
35	Do. New - - -	" - - -	Do.
36	Brands - - -	Alfreton - - -	Butterley Iron and Coal Co.
37	Brickyard - - -	" - - -	Do.
38	Britain - - -	" - - -	Do.
39	Brimington Lane - - -	Chesterfield - - -	C. Black.
40	Do. - - -	" - - -	Robert Carr.
41	Brockwell Road - - -	" - - -	Hy. Naylor.
42	Brockwell - - -	" - - -	W. and H. Bridden.
43	Broom Field - - -	Sheepbridge - - -	Whittington and Sheepbridge Coal Co.
44	Bull Close, Nos. 1 and 2 - - -	Unstone - - -	J. L. Hewitt.
45	Bugsworth - - -	New Mills - - -	Thos. Bennett.
46	Burn'd Edge, 1 and 2 - - -	" - - -	Do.
47	Butterley Park - - -	Alfreton - - -	Butterley Iron and Coal Co.
	Do. Nos. 1, 2, 3, 4, and 5 - - -	" - - -	Do.
48	Carnfield, (Hard) - - -	Pinxton - - -	Coke and Company.
50	Do. (Soft) - - -	" - - -	Do.
51	Carr Close - - -	Ilkeston - - -	Bostock and Co.
52	Cailey - - -	Alfreton - - -	Butterley Iron and Coal Co.
53	Campbell - - -	Staveley - - -	Staveley Coal and Iron Co.
54	Cadley Hill, 1 and 2 - - -	" - - -	Hall and Boardman.
55	Cawley - - -	Chesterfield - - -	Richd. Binkham.
56	Calow - - -	" - - -	Aaron Robinson.
57	Church - - -	Heanor - - -	Heanor and Maripool Colliery Co.
58	Do. - - -	" - - -	G. B. Gregory.
59	Chisworth - - -	New Mills - - -	J. Jowitt.
60	Clay Cross - - -	Clay Cross - - -	Tyler and Woodward.
61	Do. Nos. 1, 2, 3, and 6 - - -	" - - -	Clay Cross Iron and Coal Co.
62	Do. No. 8 - - -	" - - -	Clegg Brothers.
63	Clown - - -	Staveley - - -	Shireoaks Colliery Co.
64	Cottam, Old - - -	Eckington - - -	Benishaw Coal and Iron Co.
65	Do. New - - -	" - - -	Do.

* Sinking.

No.	Name of Colliery.	Where situated.	Owner's Name.
66	Coal Aston - - -	Unstone - - -	Jas. Rhodes and Son.
67	Coppice - - -	Shipley - - -	A. M. Mundy.
68	Coates Park - - -	Alfreton - - -	Ch. Sealey and Co.
69	Coton and Lenton - - -	Lenton - - -	Coton Park Colliery Co.
70	Coates Park - - -	" - - -	J. Oakes and Co.
71	Compsall Road - - -	Marple " - - -	Andrew and Son.
72	Cutthorpe - - -	Chesterfield - - -	Samuel Hoskin.
73	Cutholme - - -	Walton - - -	Oldfield and Co.
74	Dale - - -	Stanton Gate - - -	Stanton Iron Co.
75	Denby - - -	Denby - - -	W. D. Lowe.
76	Dimmingsdale, Old - - -	Tibshelf - - -	Edward Chambers.
77	Do. New - - -	" - - -	Do.
78	Denby Hall, Nos. 1 and 2 - - -	Alfreton " - - -	Butterley Iron and Coal Co.
79	Dodson - - -	Ilkeston - - -	William Ball.
80	Doussell - - -	Brampton - - -	Thos. Brocklehurst.
81	Drift - - -	Unstone - - -	H. Rangeley and Son.
82	Dronfield Silkstone - - -	Dronfield - - -	Dronfield Silkstone Coal Co.
83	Dunstead - - -	Langley Mill - - -	H. Boam.
84	Dunston - - -	Sheepbridge - - -	Sheepbridge Coal and Iron Co.
85	Do. - - -	Chesterfield - - -	Messrs. Barnes.
86	Eureka - - -	Swadlincote - - -	J. and N. Nadin.
87	Exhibition - - -	Alfreton - - -	Butterley Iron and Coal Co.
88	Fallswood - - -	Dronfield - - -	A. and W. T. Badger.
89	Fernilee - - -	Whaley Bridge - - -	Wm. Proctor.
90	Field House - - -	Brampton - - -	Wm. Walmisley.
91	Forty Horse - - -	Alfreton - - -	Butterley Iron and Coal Co.
92	Forge Colliery - - -	Whittington - - -	Knowles and Co.
93	Foxley Oaks - - -	Chesterfield - - -	Whittington Coal Co.
94	Gomersal - - -	Dronfield - - -	John Sheard.
95	Grasscroft - - -	Whittington - - -	Sheepbridge Coal and Iron Co.
96	Gosforth - - -	Dronfield - - -	Dronfield Silkstone Coal Co.
97	Gresley Wood - - -	" - - -	Hall and Boardman.
98	Granby, Nos. 1, 2, and 3 - - -	Alfreton " - - -	Butterley Iron and Coal Co.
99	Grassmoor - - -	Chesterfield - - -	Messrs. Barnes.
100	Granville - - -	Swadlincote - - -	Granville Colliery Co.
101	Hasland - - -	Chesterfield - - -	Industrial Coal Co.
102	Hartshay - - -	Alfreton - - -	Butterley Iron and Coal Co.
103	Heanor - - -	Heanor - - -	Eley and Co.
104	Hady - - -	Chesterfield - - -	Thos. Mason.
105	Heage, (Old) - - -	" - - -	W. G. Cursham.
106	Do. (New) - - -	" - - -	Do.
107	Heanor, Common Side - - -	Heanor " - - -	Gillett Brothers.
108	High Lea - - -	New Mills - - -	Thos. Bennett.
109	Highfield - - -	Dronfield - - -	Messrs. Lucas.
110	Do. - - -	Chesterfield - - -	Thos. Pearson.
111	High Lane - - -	Eckington - - -	J. and G. Wells.
112	Hill Top - - -	Normanton - - -	Small and Co.
113	Highfield - - -	Chesterfield - - -	Lancaster and Knowles.
114	Hill House - - -	Whittington - - -	W. D. Holford.
115	Hollingwood, Old - - -	Staveley - - -	Staveley Coal and Iron Co.
116	Do. New - - -	" - - -	Do.
117	Horwich Tunnel - - -	Buxton " - - -	Buxton Lime Co.
118	Holmwood - - -	Chesterfield - - -	Hardwick Coal Co.
119	Hornthorpe - - -	Eckington - - -	J. and G. Wells.
120	Hucknall Huthwaite - - -	Hucknall - - -	Hucknall Huthwaite Company.
121	Hundall - - -	Unstone - - -	E. M. Bainbridge and Co.
122	Ilkeston, No. 1 - - -	Ilkeston - - -	Ilkeston Colliery Co.
123	Do. New Sinking - - -	" - - -	Do.
124	Killamarsh - - -	Eckington " - - -	T. Ward.
125	Do. - - -	" - - -	John Shirtcliffe.
126	Killburne - - -	Killburne - - -	G. and T. Small.
127	Langley - - -	Alfreton - - -	Butterley Iron and Coal Co.
128	Do. - - -	Pinxton - - -	Coke and Co.
129	Do. Mill - - -	Langley Mill - - -	Langley Mill Engineering Co.
130	Lings - - -	Chesterfield - - -	Wingerworth Coal Co.
131	Lower House - - -	New Mills - - -	Stanfield and Co.
132	Loscoe - - -	Alfreton - - -	Butterley Iron and Coal Co.
133	Lower House - - -	New Mills - - -	Lower House Colliery Co.
134	Locoford - - -	Chesterfield - - -	Tapton Coal Co.
135	Manners - - -	Ilkeston - - -	Manners Colliery Co.
136	Main - - -	Swadlincote - - -	J. and N. Nadin.
137	Manor - - -	Dronfield - - -	Manor Silkstone Co.
138	Marple - - -	Marple - - -	J. and N. Tymms.
139	Mapperley - - -	Ilkeston - - -	Glendon Iron Co.
140	Mellor - - -	New Mills - - -	J. Jowitt.
141	Mill Brow - - -	Hayfield - - -	North Derbyshire Brickworks.
142	Moreton, No. 5 - - -	Clay Cross - - -	Clay Cross Iron and Coal Co.
143	Mosbro Moor - - -	Eckington - - -	J. and G. Wells.
144	Moorwood Moor - - -	" - - -	Moorwood Moor Coal Co.
145	Morley Park - - -	Belper " - - -	Marehay Colliery Co.
146	More Hole - - -	Eckington - - -	J. and G. Wells.
147	Monkwood (Old) - - -	Chesterfield - - -	Monkwood Colliery Co.
148	Morley Park - - -	Ripley - - -	J. Disney.
149	Do. - - -	Belper - - -	Thos. Price.

No.	Name of Colliery.	Where situated.	Owner's Name.
150	New Main	Chesterfield	W. Whitworth.
151	Newmarket	Clay Cross	Kirby and Cross.
152	Nesfield	Barlow	Sheepbridge Coal and Iron Co.
153	Newmarket	Clay Cross	Bircumshaw and Son.
154	Newthorpe Lodge	Ilkeston	Richd. Evans.
155	New Main, Nos. 7 and 8	Alfreton	Butterley Iron and Coal Co.
156	New Silkstone	Pye Bridge	J. Oakes and Co.
157	New Heanor	Heanor	H. H. West.
158	Newbold Lane	Chesterfield	Hy. Naylor.
159	North Wingfield, No. 7	Clay Cross	Clay Cross Iron and Coal Co.
160	Norwood	Eckington	Sheepbridge Coal and Iron Co.
161	Northfield	Shirland	Northfield Colliery Co.
162	Norman	Ilkeston	Samuel Shaw.
163	Nutbrook	Shipley	A. M. Mundy.
164	Oakthorpe	Wingfield	Geo. Pearson.
165	Old Swadlincote	Burton	Church and Maples.
166	Old Brampton	Chesterfield	J. H. Dixon.
167	Old Dunston	Newbold	Geo. Orwin.
168	Old Brampton	Chesterfield	Thos. Hayes.
169	Orionde	Langley Mill	John Beadsley.
170	Oxclose	Dronfield	Ed. Knight.
171	Owl Coates	Chesterfield	Messrs. Galloway.
172	Park House, No. 4	Clay Cross	Clay Cross Iron and Coal Co.
173	Park Gate	Eckington	J. and G. Wells.
174	Pentrich	Pentrich	W. C. Haslam.
175	Pinxton	Pinxton	Coke and Co.
176	Phoenix	Eckington	Thos. Kirby.
177	Pilsley, Nos. 1, 2, and 3	Clay Cross	Holdsworth and Co.
178	Plumley, (Old)	Eckington	John Rhodes.
179	Do., (New)	"	Do.
180	Prince Albert	"	J. and G. Wells.
181	Railway	Alfreton	Butterley Iron and Coal Co.
182	Renishaw	Eckington	Chesterfield and Boythorpe Coal Co.
183	Do. Park	"	J. and G. Wells.
184	Do. Nos. 1, 2, 5, and 4	"	Do.
185	Reservoir	Chesterfield	Gregory and Sharratt.
186	Riddings, Nos. 1 and 2	Pye Bridge	J. Oakes and Co.
187	Ripley, Nos. 1 and 2	Alfreton	Butterley Iron and Coal Co.
188	Riber	Brampton	Wm. Nichols.
189	Rutland, Nos. 1, 2, and 3	Ilkeston	Rutland Coal Co.
190	Rough Piece	Dronfield	Geo. White.
191	Ryfield, Nos. 1 and 3	"	C. and W. H. Dawes and Co.
192	Salterwood, New	Denby	W. D. Lowe.
193	Do. Old	"	C. and W. H. Dawes and Co.
194	Seymour	Staveley	Staveley Coal and Iron Co.
195	Selstone	"	J. Oakes and Co.
196	Shirland, Nos. 1 and 2	Alfreton	Shirland Colliery Co.
197	Sheepbridge	Sheepbridge	Sheepbridge Coal and Iron Co.
198	Shipley	Shipley	A. M. Mundy.
199	Shale Cross	New Mills	L. and E. Hall.
200	Shady	Alfreton	Ch. Seeley and Co.
201	Shawmarsh	New Mills	Thos. Bennett.
202	Simmondsley	Glossop	Jowitt and Clayton.
203	Silkstone Main	Dronfield	Andrew Brothers.
204	Sleights, Nos. 1 and 3	Pinxton	Coke and Co.
205	Spawcroft	Tibshelf	Edward Chambers.
206	Somersall	Chesterfield	Geo. Hoskin.
207	Speedwell	Staveley	Staveley Coal and Iron Co.
208	Springwell	"	Do.
209	Stonyford	Langley Mill	J. Oakes and Co.
210	Stanley	Ilkeston	Hutchinson and Saxon.
211	Stanhope	Swadlincote	J. and N. Nadin.
212	Stanley	Stanley	Staveley Colliery Co.
213	Summerley	Unston	Jas. Rhodes and Son.
214	Swanwick (Deep)	Alfreton	C. E. P. Moorwood.
215	Do. (Old)	"	Do.
216	Swadlincote, Nos. 1, 2, and 3	"	Hall and Boardman.
217	Stretton	Clay Cross	Round and Co.
218	Thatchmarsh	Buxton	Buxton Lime Co.
219	Tibshelf, Nos. 1 and 2	Alfreton	Ch. Seeley and Co.
220	Tibshelf	Tibshelf	Edward Chambers.
221	Troway	Dronfield	Rhodes Brothers.
222	Tunnel	Pye Bridge	J. Oakes and Co.
223	Tupton	Chesterfield	Wingerworth Iron Co.
224	Unstone	Unstone	Unstone Coal and Coke Co.
225	Waingroves	Alfreton	Butterley Iron and Coal Co.
226	Waterloo	Chesterfield	Messrs. Barnes.
227	Wallsend	"	Tupton Coal Co.
228	Western	Alfreton	Butterley Iron and Coal Co.
229	West Hallam, Nos. 2 and 3	Ilkeston	Lieut.-Col. Newdigate.
230	Do. Nos. 1 and 2	"	Whitehouse and Son.
231	Whaley	Buxton	Buxton Lime Co.
232	White Lane	Eckington	Richardson and Vardy.
233	Whitecoates	Chesterfield	Samuel Lowe.

No.	Name of Colliery.	Where situated.	Owner's Name.
234	Whiteley	Alfreton	Butterley Iron and Coal Co.
235	Whitebank, Nos. 1 and 2	Chesterfield	Industrial Coal Co.
236	Wingfield Lane	Clay Cross	Samuel Lowe.
237	Wigwell	Ambergate	Francis Barton.
238	Williamthorpe	Chesterfield	Wingerworth Coal Co.
239	Woodside	Shipley	A. M. Mundy.
240	Woodville	"	William Cotterill.
241	Woodhouse	Dronfield	W. Booker and Co.
242	Do. Lane	Eckington	Hardwick and Brailsford.
243	Woodfield	Swadlincote	J. and N. Nadin.

NOTTINGHAMSHIRE.

H.M. Inspector, THOMAS EVANS, Derby.

A. H. STOKES, Derby.

1	Annesley	Mansfield	Annealey Coal Co.
2	Bennerley	Awsworth	Barber, Walker, and Co.
3	Bestwood, Nos. 1 and 2	Nottingham	Bestwood Coal Co.
4	Blackshall	Eastwood	Awsworth Iron and Coal Co.
5	Brierley Hill	Awsworth	Skegby Coal and Lime Co.
6	Brinsley	Eastwood	Barber, Walker, and Co.
7	Do.	"	Beardsley and Hogg.
8	Bulwell	Nottingham	C. Seely and Co.
9	Cinder Hill	"	Do.
10	Clifton	"	Saul Isaac, M.P.
11	Cossall	"	Lynch and Cadogan.
12	Cotmanhay	Eastwood	Barber, Walker, and Co.
13	East Wood	"	Do.
14	Furnace	"	Awsworth Iron and Coal Co.
15	Gilt Brook	Nottingham	Digby Coal Co.
16	High Park	"	Barber, Walker, and Co.
17	Hucknal Torkard, No. 1	"	Ellis and Co.
18	Do. No. 2	"	Do.
19	Kimberley	"	C. Seely and Co.
20	Linby	"	Linby Coal Co.
21	Mexbro'	Derby	Butterley Company.
22	Mollneux	"	Eastwood and Swingler.
23	Moorgreen	Nottingham	Barber, Walker, and Co.
24	Newcastle	"	C. Seely and Co.
25	Newstead	"	Newstead Co., Limited.
26	Newthorpe Hard	Eastwood	Digby Coal Co.
27	Soft		
28	Piper	"	Awsworth Iron and Coal Co.
29	Pleasley	Mansfield	Stanton Iron Co.
30	Plumptre	Eastwood	Butterley Company.
31	Portland	Mansfield	Do.
32	Shire Oaks	Worksop	Shire Oaks Colliery Co., Limited.
33	Silver Hill	Tversall	Stanton Iron and Coal Co.
34	Skegby	Mansfield	Skegby Coal and Lime Co.
35	Speedwell	Eastwood	Digby Coal Co.
36	Springfield	"	Knighton and Smith.
37	Stapleford	Nottingham	Stapleford Company.
38	Steetley Wood	Worksop	Shireoaks Colliery Co.
39	Sutton	Sutton	Exors. of Robt. Arkwright.
40	Tversall, No. 1	Nottingham	Stanton Iron Company.
41	Do. No. 2		
42	Underwood	Eastwood	Barber, Walker, and Co.
43	Watnall	"	Do.
44	Willey Lane	Nottingham	Do.
45	Wollaton	"	New and Oldknow.

WARWICKSHIRE.

H.M. Inspector, THOMAS EVANS, Derby.

A. H. STOKES, Derby.

1	Alvecote	Tamworth	C. Marshall.
2	Ammington	"	Ammington Colliery Co.
3	Ansley	Atherstone	Ansley Hall Colliery Co.
4	Baddesley	"	W. Dugdale.
5	Birch Coppice	Tamworth	Morris and Shaw.
6	Collycroft	Coventry	E. Wilson.

No.	Name of Colliery.	Where situated.	Owner's Name.
7	Craven	Coventry	W. S. and J. Harris.
8	Dosthill	Tamworth	Morgan, Davis, and Co.
9	Exhall	Coventry	E. Wilson.
10	Glascoate	Tamworth	Ammington Colliery Co.
11	Griff	Nuneaton	C. N. Newdegate, M.P.
12	Haunch Wood	"	Nowell and Son.
13	Hawkesbury	Bedworth	Hawkesbury Colliery Co.
14	Hockley Hall	Tamworth	Hockley Hall Co.
15	Kettlebrook	"	T. Dumulo.
16	Nuneaton	Nuneaton	John Rawlins.
17	Peel	"	G. Skey and Company.
18	Pooley Hall	Tamworth	Pooley Hall Colliery Co. Ltd.
19	Speedwell	"	"
20	Do. New Winnings	Coventry	Hawkesbury Colliery Co.
21	Stockingford	Nuneaton	R. Smallman and Co.
22	Swan Lane	"	Stanley Brothers.
23	Tame Valley	Tame Valley	G. Skey and Co.
24	Tunnel	Nuneaton	Nowell and Son.
25	Whiteley	Tamworth	Hockley Hall Colliery Co.
26	Wilnecote	"	Perrins and Harrison.
27	Do.	"	Gibbs and Canuing.
28	Woodlands	Bedworth	Bedworth Coal and Iron Co.
29	Wykin	Coventry	Wykin Coal Company.

LEICESTERSHIRE.

*H.M. Inspector, THOMAS EVANS, Derby.**A. H. SOKES, Derby.*

1	Appleby Magna	Snareston	Appleby Magna Colliery Co.
2	Bagworth	Bagworth	Bagworth Coal Co.
3	Blackfordby	Ibstock	C. F. A. Hastings.
4	Boothorpe	Swadlincote	Boothorpe Brick and Coal Co.
5	Church Gresley	Gresley	C. F. A. Hastings.
6	Colerton	Ashby-de-la-Zouch	Whitwick Colliery Co.
7	Donisthorpe	"	Checkland, Son, and Williams.
8	Ellistown	Bagworth	J. J. Ellis.
9	Griffy Dam	Ashby-de-la-Zouch	Joseph Smart and Son.
10	Heath End	"	John Lancaster and Company.
11	Heather	Ibstock	J. W. Baker.
12	Ibstock	Leicester	Ibstock Company, Limited.
13	Moirs	Ashby-de-la-Zouch	C. F. A. Hastings.
14	Nailstone	Bagworth	Joseph J. Ellis.
15	Netherseal	Netherseal	Netherseal Colliery Co.
16	Oakthorpe	Ashby-de-la-Zouch	C. F. A. Hastings.
17	Overseal	Moirs	Overseal Colliery Co.
18	Plough Flats	"	Captain Perry.
19	Potsherd	Swadlincote	Thomas Green.
20	Rawdon	Ashby-de-la-Zouch	C. F. A. Hastings.
21	Reservoir	"	Do.
22	Sibston	Leicester	G. R. Stephenson.
23	Swannington	Ashby-de-la-Zouch	Swannington Colliery Co.
24	Whitwick	Leicester	Whitwick Co., Limited.

NORTH STAFFORDSHIRE.

*H.M. Inspector, THOMAS WYNN, Goonall.**S. B. GILROY, Stone.*

1	Callow Hill	Cheadle	Salt and Co.
2	Cheadle	"	Plant and Co.
3	Cross Flat	"	Salt and Co.
4	Consall	"	Scott and Co.
5	Delphouse	"	Bagshaw and Co.
6	Dilthorne	"	Salt and Co.
7	Hazlewall	"	Wm. Bowers.
8	Ipton	"	Plant and Co.
9	Lady's Well	"	Wm. Bowers.
10	Lytley	"	Bolton and Son.
11	Little Above Park	"	Cotton and Co.
12	Park Hall	"	Southall and Co.
13	Woodhead	"	Wm. Bowers.
1	Bradley Green	Congleton	J. and T. Bradbury.

No.	Name of Colliery.	Where situated.	Owner's Name.
1	Adderley Green	Longton	Stirrup and Pye.
2	Anchor	"	H. Ashwell.
3	Bentilee	"	Hawley and Co.
4	Do.	"	Wm. Hawkes.
5	Brownsfield	"	Booth and Sons.
6	Fenton Park	"	Fenton Park Coal Co.
7	Foley	"	Goddard and Sons.
8	Golden Hill	"	Do.
9	Hulme	"	Co-operative Co.
10	Hulme Bank	"	Stirrup and Pye.
11	Hill Top	"	Higginbottom and Co.
12	Hallhill	"	Hawley and Co.
13	Longton Hall	"	J. and A. Glover.
14	Mearhey	"	A. Sparrow.
15	Mossfields	"	Hawley and Co.
16	Old Field	"	Goddard and Sons.
17	Stone Road	"	Do.
18	Ubberley Hall	"	John Harp and Son.
19	Weston Coyney	"	Walker and Co.
20	Willfield	"	Thomas Mellor.
1	Bellmill	Hanley	Earl Granville.
2	Bucknall	"	Lingard and Johnson.
3	Do.	"	"
4	Boothon	"	Earl Granville.
5	Bucknall Church	"	Henry Whitehead.
6	Eaves	"	Co-operative Coal Co.
7	Fargreen	"	Earl Granville.
8	Foxley	"	Do.
9	Hanley and Bucknall	"	New Hanley and Bucknall Co.
10	Ivy House	"	Ivy House Mining Co.
11	Joiner's Square	"	Earl Granville.
12	Lady's Well	"	Do.
13	North Wood	"	Ivy House Mining Co.
14	Peartree	"	Earl Granville.
15	Slippery Lane	"	Do.
16	Townsend	"	Holcroft and Lingard.
17	Wetley Moor	"	"
1	Bank Top	Burslem	James Ashworth.
2	Bradley	"	George Moss.
3	Bycars	"	Reps. of late J. Wedgwood.
4	Cobridge	"	Crowe and Co.
5	Hamil	"	Reps. of late J. Wedgwood.
6	Hill Top	"	Salt and Co.
7	Jackfield	"	Plant and Co.
8	Millhays	"	Hollins and Co.
9	Newhays	"	Thos. Wilkinson.
10	Sandbach	"	Watkins and Co.
11	Sneyd Farm	"	C. and J. May.
12	Do. Green	"	Stanier and Co.
13	Stanfields	"	Heath and Tellwright.
14	Silvester	"	"
15	Sytchcross	"	Thomas Wood.
1	Bradley	Tunstall	Chatterley Co.
2	Brownhills	"	Brownhills Mining Co.
3	Chell	"	Beswick and Co.
4	Clanway	"	Clive and Sons.
5	Chatterley	"	Chatterley Co.
6	Chell	"	Do.
7	Furlong	"	H. Meir.
8	Greenfields	"	Wm. Adams.
9	Greengates	"	H. Meir.
10	Goldenhill	"	Williamson Brothers.
11	Harrisahead	"	"
12	Lane Ends	"	Wedgewood Coal Co.
13	Lowlands	"	Williamson Brothers.
14	Newfield	"	Wm. Adams.
15	Do.	"	Chatterley Co.
16	Oxford	"	Do.
17	Packmoor	"	Lawton and Co.
18	Pinnox	"	Chatterley Co.
19	Eidgeway	"	Do.
20	Scotia	"	Do.
21	Stonetrough	"	Williamson Brothers.
22	Tileries	"	Thos. Peake.
23	Thursfield	"	A. Roberts.
24	Turnhurst	"	Bridgwood and Bate.
25	Wedgewood	"	Wedgewood Coal Co.
26	Whitfield	"	Chatterley Co.
27	Yeldhill	"	Williamson Brothers.
1	Aperiale	Newcastle	Stanier and Co.
2	Bignall Hill	"	N. P. Wood.

No.	Name of Colliery.	Where situated.	Owner's Name.
3	Chesterton	Newcastle	Stanier and Co.
4	Clough Hall	"	Kinnersley and Co.
5	Chesterton	"	Peake and Co.
6	Holly Wood	"	Stanier and Co.
7	Hollin Wood	"	Kinnersley and Co.
8	Hayswood	"	Thos. Proctor.
9	Highcarr	"	J. H. Williamson.
10	Do.	"	Highcarr Coal Co.
11	Hemheath	"	Hemheath Co.
12	Jamago	"	N. P. Wood.
13	Kidsgrave	"	Kinnersley and Co.
14	Knutton	"	W. F. Gordon.
15	Knutton Farm	"	Viggers and Co.
16	Leycett	"	Crewe Coal and Iron Co.
17	Madeley	"	Do.
18	Miles Green	"	South Audley Co.
19	Millbank	"	J. H. Pearson.
20	Old Oak	"	W. F. Gordon.
21	Podmore Hall	"	Cooper and Craig.
22	Rauscliff	"	Kinnersley and Co.
23	Racecourse	"	Viggers and Co.
24	Rosemary Hill	"	J. N. Peake and Co.
25	Silverdale	"	Stanier and Co.
26	The Grove	"	Do.
27	The Nabs	"	Do.
28	Trutshaw	"	Kinnersley and Co.
29	Whitebarn	"	J. Blakie.
1	Audley	Stoke-on-Trent	Rigby and Co.
2	Borri Hill	"	Wm. Bowers.
3	Biddulph Valley	"	Robert Heath.
4	Botteslow	"	Chatterley Co.
5	Bent	"	Robert Heath.
6	Brookhouse	"	Chatterley Co.
7	Bunkers Hill	"	Rigby and Co.
8	Bucknall, New	"	Chatterley Co.
9	Collamoor	"	Do.
10	Childerplay	"	Robert Heath.
11	Ford Green	"	Do.
12	Greenfield	"	New North Stafford Coal & Iron Co.
13	Hayes Wood	"	Rigby and Co.
14	Harecastle	"	Bidder and Elliot.
15	Hollybush	"	Wm. Bowers.
16	Lawton	"	Bidder and Elliot.
17	Mitchell's Wood	"	New North Stafford Coal & Iron Co.
18	Norton	"	Robert Heath.
19	Norton Court	"	Do.
20	Podmore Hall	"	Rigby and Co.
21	Stafford	"	Stafford Coal and Iron Co.
22	Swan	"	Rigby and Co.
23	The Glebe	"	Challinor and Co.
24	The Grango	"	Robert Heath.
25	The Lawn	"	Chatterley Co.
26	Talke-o'-th'-Hill	"	New North Stafford Coal & Iron Co.
27	Talke Lanes	"	Do.
28	Trubshaw	"	Bidder and Elliot.
29	Woodshutts	"	Do.
1	Hall-o'-Lee	Biddulph	Heath and Co.
2	Mow Cop	"	Do.
3	Oxley	"	Do.
4	Park Farm	"	Gaskell and Co.
5	Red Cross	"	George Gaskell.
6	Woodhouse	"	Bailey and Co.

SOUTH STAFFORDSHIRE.—WORCESTERSHIRE.

H.M. Inspector, JAMES W. BAKER, Wolverhampton.

W. B. Scott,

Ditto.

1	Aldridge	Walsall	Aldridge Colliery Co.
2	Ash Tree	Old Hill	James Holcroft.
3	Amblecote	Brierley Hill	John Hall and Co.
4	Albert	Darlaston	David Rose.
5	Ash Leasows	Tipton	Milward and Jeavons.
6	Alston	Oldbury	Alston Colliery Co.
7	Amblecote	Brierley Hill	Hill and Allchurch.
8	Do.	"	Hickman and Company.
9	Ashmore Park	Wednesfield	Ashmore Park Colliery Co.

No.	Name of Colliery.	Where situated.	Owner's Name.
10	Bentley	Walsall	Chillington Iron Co.
11	Balls Hill	West Bromwich	Patent Shaft and Axle Co.
12	Burrs	Wednesbury	Do.
13	Bradley	Bilston	Thornycroft and Co.
14	Bescot	Wednesbury	Darlaston Steel and Iron Co.
15	Bullpiece	Darlaston	Do.
16	Bovereuse	Bilston	Joseph Rogers.
17	Black Lane	Willenhall	Rounds and Gough.
18	Bear Hall	Bilston	Isaac Whitehouse.
19	Bunkers Hill	"	Thomas Price.
20	Blackheath	Rowley Regis	W. H. Dawes.
21	Blacklake	West Bromwich	Horton and Sons.
22	Barbor's Field	Bilston	Barbor's Field Co.
23	Brades	Oldbury	Stour Valley Coal and Iron Co.
24	Birchill's Hall	Walsall	Maiden and Parkes.
25	Brettell Lane	Brierley Hill	Perrens and Harrison.
26	Bradley and Hallfields	Bilston	J. Bagnall and Sons.
27	Brades Hall	Oldbury	Brades Hall Colliery Co.
28	Blackacre	Dudley	Peter Wright and Sons.
29	Barn Farm (part of)	Darlaston	Shadrach Speak.
30	Birchills New	Walsall	George Williams.
31	Broadwell	Oldbury	Noah Parkes.
32	Brettell Lane	Brierley Hill	Trotter, Haines, and Co.
33	Brereton	Rugeley	Earl of Shrewsbury.
34	Blakeley Wood	Wednesbury	Wilson and Griffiths.
35	Brickhouse	West Bromwich	West Bromwich Colliery Co.
36	Bumble Hole	Dudley	Turner and Skelding.
67	Baptist End	"	Gerard and Raybould.
38	Brownhills	Walsall	Colonel Harrison.
39	Bush Farm	West Bromwich	George Wood.
40	Buffery, New	Dudley	Stephen Hale.
41	Birds Leasow	"	Robinson and Jones.
42	Burnt Tree	"	Joseph Aston.
43	Beechdale	Walsall	Stanley and Whitehouse.
44	Blackwagon	Corngreaves	New British Iron Co.
45	Bearmore	Do.	Do.
46	Bescott	Darlaston	Addenbrookes and Co.
47	Brierley	Bilston	Executors of John Yardley.
48	Buffery, Old	Dudley	Bridgwater and Co.
49	Barrow Hill Coppice	"	Woodall and Co.
50	Bucket Leasow	Bewdley	Sir Edward Blount.
51	Rayton	"	Rev. D. Davies.
52	Blowers Green (part of)	Dudley	Edwin Sunderland.
53	Do.	"	Raybould and Plimmer.
54	Blakeley Wood	Tipton	James Bullock.
55	Broadwaters	Darlaston	David Rose.
56	Brettell Lane	Brierley Hill	Harris and Pearson.
57	Breen Ridding	Bilston	T. and J. Fellows.
58	Bromford and Blakeley Hall	West Bromwich	Blakeley Hall Colliery Co.
59	Bradley Lodge	Bilston	Hawkins and Bradley.
60	Barn Farm	Darlaston	Richard Atkiss.
61	Batchcroft	Bilston	J. Davies and Co.
62	Bentley	Walsall	Bentley Colliery Co.
63	Batterfield	Bilston	Barron and Fellows.
64	Belle Isle, New	Brierley Hill	J. Lee Stinson.
65	Buffery, New	Dudley	William Gould.
66	Buffery, Old	"	J. Jones and Sons.
67	Bradley Row	Bilston	W. Bickley.
68	Brook	Kingswinford	D. Bryce and Co.
69	Brettell Lane	Brierley Hill	J. Hall and Co.
70	Bilston, New	Bilston	J. Foster and Co.
71	Bellsmoor	West Bromwich	Jos. Bailey and Co.
72	Birchyfield	Oldbury	Churchbridge Colliery Co.
73	Bradford	Walsall	T. Thompson and Co.
74	Broadwaters	Wednesbury	W. Lowe.
75	Bescott	"	Trayloe and Bagby.
76	Bretwell Hall	Brierley Hill	C. Skelding.
77	Capponfield	Bilston	Beard and Co.
78	Crookhay	West Bromwich	Patent Shaft and Axle Co.
79	Cradley Heath	Brierley Hill	Farnson and Cooper.
80	Cemetery	Bilston	O. E. McGregor.
81	Cotterhill's Farm	Tipton	Darlaston Steel and Iron Co.
82	Cradley Park	Brierley Hill	J. King and Co.
83	Crescent	Willenhall	J. Bagnall and Sons.
84	Cold Lanes	Bilston	Henry Marson.
85	Coppice	Walsall	J. Owen and Co.
86	Crookhay	West Bromwich	Horton and Sons.
87	Can Lane	Bilston	Clarke and Cuddick.
88	Olifton	Oldbury	Joseph Collins.
89	Coneygre	Tipton	Earl of Dudley.
90	Clothiers	Willenhall	Chillington Iron Co.
91	Chillington	Wolverhampton	Do.
92	Causeway Green	Oldbury	Sam. Bennitt.
93	Cole's Farm	West Bromwich	Cole's Farm Colliery Co.

No.	Name of Colliery.	Where situated.	Owner's Name.
94	Clothiers (part of)	Willenhall	E. Burley and Co.
95	Coseley, New	Bilston	Messrs. Smith.
96	Cannock and Rugeley	Rugeley	Cannock and Rugeley Colliery Co.
97	Cradley	Brierley Hill	Cradley Colliery Co.
98	Copse Land	Bilston	H. B. Whitehouse and Son.
99	Curbirch	"	Do.
100	Crows Bridge	"	Do.
101	Cooper's Bank	Sedgley	William Webb.
102	Coppy Hall	Walsall	Leigh's Wood Colliery Co.
103	Cockshutt	Wolverhampton	Isaiah Aston and Son.
104	Coneygre (part of)	Tipton	Samuel Rowley.
105	Cop Hall	West Bromwich	J. Bagnall and Sons.
106	Coneygre (part of)	Tipton	Executors of J. Warr.
107	Cotsall	Corngreaves	New British Iron Co.
108	Conduit	Walsall	Conduit Colliery Co.
109	Crabtree (part of)	Wednesbury	Guy Brothers.
110	Do.	"	James Bullock.
111	Clattershall	Brierley Hill	Edward Bowen.
112	Croxstalls	Walsall	A. Smallman.
113	Cannock Chase	Rugeley	Cannock Chase Colliery Co.
114	Cannock and Leacroft	Rugeley	Cannock and Leacroft Colliery Co.
115	Coltham	Walsall	Felsall Coal and Iron Co.
116	Cleveland	Tipton	Parke and Co.
117	Crescent	Willenhall	O. E. McGregor.
118	Cradley Station	Brierley Hill	Mobberley and Bayley.
119	Castle Bridge	Willenhall	Castle Bridge Colliery Co.
120	Chillington (part of)	Wolverhampton	Woolston and Southan.
121	Church, St. James	Dudley	T. H. and S. Woodall.
122	Chillington (part of)	Wolverhampton	George Haywood.
123	Do.	"	Charles Thomas and Co.
124	Cannock and Wimblebury	Rugeley	Cannock & Wimblebury Colliery Co.
125	Court House	Dudley	E. Wood and Co.
126	Cricket Field	West Bromwich	Tolley and Jones.
127	Church	Bilston	Church Colliery Co.
128	Chillington (part)	Wolverhampton	Styler and Co.
129	Crescent, Old	Willenhall	A. Deakin.
130	Coneygre (part)	Tipton	Churchill and Co.
131	Coppice, Old	Wyrley	J. Hawkins.
132	Doe Bank	Tipton	Mox and Benton.
133	Darlaston Green	Darlaston	Darlaston Steel and Iron Co.
134	Denbigh Hall	Tipton	Denbigh Hall Colliery Co.
135	Deepfields	Bilston	Stone Valley Coal and Iron Co.
136	Deans	Wolverhampton	G. and R. Thomas.
137	Deepfields	Bilston	Earl of Dudley.
138	Dudley Wood	Corngreaves	N. Hingley and Sons.
139	Dudley Port, Old	Tipton	W. H. Shorthouse.
140	Deepmoor	Walsall	J. Bagnall and Sons.
141	Dibdale	Dudley	Mrs. Gibbons.
142	Darlaston	Darlaston	David Rose.
143	Delph	Brierley Hill	Hickman and Co.
144	Delph, Lower	"	Harper and Moores.
145	Dibdale	Dudley	Lloyd and Taylor.
146	Duke	Darlaston	Sam. Mason.
147	Dixon's Green	Dudley	John Salt.
148	Dudley Port	Tipton	Peacock and Co.
149	Darlaston	Darlaston	Patent Shaft and Axletree Co.
150	Dean's Old	Wednesfield	G. and R. Thomas.
151	Delph	Brierley Hill	J. Hall and Co.
152	Do.	"	Harris and Pearson.
153	Ettingshall Lodge	Wolverhampton	Parkfield Iron Co.
154	Easington Farm	Walsall	Essington Farm Colliery Co.
155	Easington Wood	Wolverhampton	Darlaston Steel and Iron Co.
156	Ebenezer	West Bromwich	Executors of B. Whitehouse.
157	Eight Locks	"	Barbor's Field Co.
158	Eagle	Old Hill	Skidmore and Webber.
159	Ettingshall Park	Bilston	Stephen Cole and Bloomer.
160	Ettingshall	"	Stephen Cole.
161	Do.	"	H. B. Whitehouse and Son.
162	Do.	"	C. Dyke and Son.
163	Do.	Sedgley	S. Baunister and Co.
164	East Cannock	Rugeley	East Cannock Colliery Co.
165	Ettingshall, New	Bilston	Geo. Cockayne.
166	Ettingshall	"	John Davis.
167	Furnace Leasow	Wednesbury	Patent Shaft and Axle Co.
168	Fishley	Walsall	Fishley Colliery Co.
169	Fullwoods End	Bilston	J. and T. Turley.
170	Fair Oak	Rugeley	Fair Oak Colliery Co.
171	Fly	Rowley Regis	Old Hill Drainage Co.
172	Foxyards	Tipton	Earl of Dudley.
173	Frost	Wyrley	Brookes and Lloyd.
174	Fox Oak	Brierley Hill	Cartwright and Co.
175	Fallings Heath	Darlaston	Darlaston Iron Bridge Co.
176	Forest	Walsall	Thomas Cheekley.
177	Foxyards (part of)	Tipton	Edward Wones.

No.	Name of Colliery.	Where situated.	Owner's Name.
178	Foxyards (part of)	Tipton	A. H. Colbourn.
179	Foxyards, New (part of)	"	Jeremiah Dawes.
180	Foxyards (part)	"	S. and J. Wilkinson.
181	Do.	"	George Powell.
182	Do.	"	Messrs. Smith.
183	Do.	"	Powell and Hunt.
184	Granville and Gorsty	Old Hill	Swindell and Collis.
185	Grace Mary, New	Rowley Regis	S. Minton and Co.
186	Green Lane	Bilston	William Green.
187	Gospel Oak	Tipton	Grzebrook and Aston.
188	Gawn	Old Hill	N. Hingley and Sons.
189	Groveland	Tipton	J. Bagnall and Sons.
190	Golds Hill	West Bromwich	Tolley and Jones.
191	Greaves	Bilston	Greaves Colliery Co.
192	Graveyard	Sedgley	W. Hughes and Co.
193	Golden Orchard	West Bromwich	Partridge and Perks.
194	Great Wyrley	Walsall	Great Wyrley Colliery Co.
195	Green Lane	"	J. W. Baker.
196	Grange, New	Oldbury	Noah Parkes.
197	Golds Green	West Bromwich	Tolley and Jones.
198	Horseley	Tipton	Dixon and Co.
199	Hall Park (part of)	Bilston	Hall Park Colliery Co.
200	Herbert's Park	"	David Jones and Sons.
201	Hall Park (part of)	"	William Jones.
202	Hungary Hill	Stourbridge	Euftord and Co.
203	Hilton	Walsall	Hilton Colliery Co.
204	Hayes	Stourbridge	Fisher and Co.
205	Highfields	Bilston	Barbor's Field Co.
206	Hockley	"	Ben. Johnson.
207	Hatherton	Walsall	G. and E. Thomas.
208	Himley	Dudley	Earl of Dudley.
209	Haden Hill	Old Hill	W. Bassano and Co.
210	Hall Park (part of)	Bilston	Lees and Burrows.
211	Hayes	Rugeley	Earl of Shrewsbury.
212	Hateley Heath	West Bromwich	Hateley Heath Colliery Co.
213	Hange	Tipton	Round Brothers.
214	Highfields	Bilston	H. B. Whitehouse and Son.
215	Harden	Walsall	E. Crapper.
216	High Ercal	Brierley Hill	J. Hall and Co.
217	Hall End	West Bromwich	Hall End Colliery Co.
218	Hurst	Tipton	Samuel Rowley.
219	Haughton	Dudley	B. Wood and Co.
220	Highbridge	Walsall	E. Crapper.
221	Homer Hill	Brierley Hill	Homer Hill Colliery Co.
222	Himley (part of)	Dudley	J. H. Chavasse.
223	Hoo Marsh	Bilston	S. Groncott and Sons.
224	Hyatts	Old Hill	Edwin Nock.
225	Hawne, New	Corngreaves	New British Iron Co.
226	High Leasow	Tipton	Parsons and Co.
227	Heathfield	Darlaston	C. Cotterill and Co.
228	Hills Field	Stourbridge	J. A. Timmis.
229	Hallbridge	Tipton	F. Downing and Co.
230	Hawne	Halesowen	Hawne Colliery Co.
231	James Bridge	Darlaston	J. Bagnall and Sons.
232	Jervoise	West Bromwich	Samuel Lewis and Son.
233	James Bridge Green	Darlaston	Richard Clews.
234	King's Hill	Wednesbury	Bayley and Hunt.
235	Keeling	West Bromwich	Henry Wythes.
236	King's Hill	Wednesbury	Joseph Springthorpe.
237	Ketley	Dudley	Timmins and Woodall.
238	Knowle	Rowley Regis	Dimmack and Bunn.
239	Lyttleton Hall	West Bromwich	W. H. Dawes.
240	Lodge Holes	Wednesbury	Patent Shaft and Axle Co.
241	Lady Moor	Bilston	Tame Iron Co.
242	Little London	Willenhall	Solly and Urwick.
243	Lunt (part of)	Bilston	Thomas Lester and Co.
244	Lanehead Bridge	Willenhall	Joseph Hawkins.
245	Lea Brook (part of)	Wednesbury	John Brown and Co.
246	Do.	"	Thomas Longmore.
247	Lye	Brierley Hill	Hickinan and Co.
248	Lady Moor	Bilston	W. and J. S. Sparrow and Co.
249	Lodge Farm	Walsall	Lodge Farm Colliery Co.
250	Lunt	Bilston	S. Groncott and Sons.
251	Little London	Willenhall	John Hill.
252	Lanehead Bridge	"	R. Lowbridge.
253	Leabrook	Wednesbury	Ed. Smith.
254	Monway Field	"	Patent Shaft and Axle Co.
255	Millpool	West Bromwich	Do.
256	Millfield	"	Do.
257	Mounts	Wednesbury	Do.
258	Moorlands	"	Edwin Lewis.
259	Moorcroft, Old	Bilston	David Skidmore.
260	Merrill's Hole	Willenhall	Chillington Iron Co.
261	Marsh Lane	West Bromwich	S. Lewis and Son.

No.	Name of Colliery.	Where situated.	Owner's Name.
263	Moseley Hole	Willenhall	Bradley and Robinson.
263	Monway (part of)	Wednesbury	Isaac Smith and Co.
264	Moxley	Bilston	S. Groncott and Sons.
265	Moors	Brierley Hill	Henry Walker.
266	Millfield	Dudley	Geo. Glaze.
267	Mamble	Bewdley	Sir Edward Blount.
268	Moor Lane	Brierley Hill	William Walker.
269	Manor	Halls Owen	J. S. Daves.
270	Millfield	Bilston	W. and J. S. Sparrow and Co.
271	Do.	"	D. Skidmore and Co.
272	Monmore Green (part of)	Wolverhampton	Southan and Cartwright.
273	Do. do.	"	Charles Dean.
274	Moseley Hole (part of)	"	Hough and Styler.
275	Mount Pleasant	"	Weaver, Bewick, and Co.
276	Mont	Walsall	E. Crapper.
277	Mudhall	Dudley	Stephen Hale.
278	Mid Cannock	Cannock	Mid Cannock Colliery Co.
279	Merry Hill	Brierley Hill	Mobberley and Perry.
280	Netherton	Dudley	Messrs. Dunn.
281	Netherton, Old	"	M. and W. Grazebrook.
282	Newbury Lane	Oldbury	Nicklin and Whitehead.
283	Netherend	Brierley Hill	Joseph King and Co.
284	Neachills (part of)	Willenhall	P. Williams and Sons.
285	Neachills Hall	"	Barbor's Field Co.
286	Newfield	Walsall	Malden and Parkes.
287	New Cross	Wolverhampton	H. B. Whitehouse and Sons.
288	Neachills (part of)	Willenhall	S. Groncott and Sons.
289	Do.	"	Skellett and Bailey.
290	Noose Lane	"	John Hill.
291	Norton Cannock	Walsall	Norton Cannock Colliery Co.
292	Old Heath	Wolverhampton	H. and B. Caswell.
293	Old Park	Dudley	R. Mills and Co.
294	Old Level	Brierley Hill	Henry Hall.
295	Old End	Bilston	S. Groncott and Sons.
296	Oak House	West Bromwich	Oak House Colliery Co.
297	Old Park	Dudley	Earl of Dudley.
298	Oak Farm (part of)	"	John Walker.
299	Old Hill	Old Hill	N. Hingley and Sons.
300	Old Falls	Wyrley	J. Bagnall and Sons.
301	Old Furnaces	Wolverhampton	E. Cooper and Co.
302	Old Hall	West Bromwich	S. Groncott and Sons.
303	Old Hill	Old Hill	J. Wright and Co.
304	Old Lion	Do.	"
305	Oak Farm (part of)	Dudley	Himley Firebrick Co.
306	Oak Farm	"	Sir S. B. Glynne.
307	Orchard	"	John Baybould.
308	Old Hill	Bewdley	Edward Ree.
309	Old Hill	Old Hill	J. and W. Pearson.
310	Oakham	Dudley	Oakham Colliery Co.
311	Ocker Hill (part of)	Tipton	Corfield and Co.
312	Do.	"	S. Corfield and Son.
313	Oakeswell End	Wednesbury	Jos. Whitehouse.
314	Ocker Hill	Tipton	Bayley and Jones.
315	Parkfield	Wolverhampton	Parkfield Iron Co.
316	Piercey	West Bromwich	Cox and Edwards.
317	Pool Hayes	Willenhall	Pool Hayes Colliery Co.
318	Pelsall Hall	Walsall	S. M. Morgan and Co.
319	Parkhead Furnace	Dudley	Evers and Martin.
320	Portway Hall	Rowley Regis	W. H. Daves.
321	Prince's End	Tipton	Barbor's Field Co.
322	Portobello	Willenhall	W. Ward and Sons.
323	Priorfield	Bilston	H. B. Whitehouse and Sons.
324	Paddock	Do.	"
325	Pump House	West Bromwich	J. Bagnall and Sons.
326	Palmerston	Wyrley	Palmerston Colliery Co.
327	Prestwood	Dudley	Barnbrooks and Downing.
328	Pool House	Stourport	Joseph Jones.
329	Parkhead	Dudley	S. Garratt and Sons.
330	Priestfield (part of)	Bilston	Hodgkiss and Lett.
331	Pool Meadow	Willenhall	Bradley and Robinson.
332	Planet	Dudley	John Baybould.
333	Priestfield, Old (part of)	Bilston	Jos. Barker.
334	Do. do.	"	Stephen Hill and Son.
335	Park Lane	Tipton	J. F. and J. Colbourn.
336	Prince's End	"	Tibbington Colliery Co.
337	Pelsall	Walsall	Pelsall Coal and Iron Co
338	Park Hall	Oldbury	Edward Bowen.
339	Powk Hill	Walsall	R. Taylor and Co.
340	Pensax	Stourport	J. Higginbottom.
341	Priestfields, New	Bilston	W. Ward and Sons.
342	Priestfields, Old	"	Smith and Roe.
343	Priestfields	"	W. Ward and Sons.
344	Priestfield (part)	"	J. Spruce and Co.
345	Prince of Wales	Dudley	Rich. Mason.

No.	Name of Colliery.	Where situated.	Owner's Name.
346	Paradise	Walsall	Thos. Vaughan.
347	Parkes	West Bromwich	Parkes and Co.
348	Priestfield, Old	Bilston	Kidson and Co.
349	Pemberton	"	Caswell and Nicholls.
350	Quarry	"	Edward Hinckmau.
351	Ridgacre	West Bromwich	Jos. Bailey and Sons.
352	Roughwood	Walsall	Roughwood Colliery Co.
353	Ramrod Hall	Oldbury	Earl of Dudley.
354	Round's Hill	Tipton	Do.
355	Rocket	"	Do.
356	Bavensitch	Brierley Hill	Do.
357	Russell's Hall	Dudley	Isaac Naylor.
358	Rounds Green, New	Oldbury	Reuben Farley.
359	Radnal Field	"	C. M'Kenley and Co.
360	Bookery	Bilston	Stephen Cole.
361	Rounds Green	Oldbury	Alston Colliery Co.
362	Robin Hood	Willenhall	William Simcock.
363	Rough Hay	Darlaston	Addenbrookes and Co.
364	Russell's Hall (part of)	Dudley	Casewell and Skidmore.
365	Rowley Hall	Rowley Regis	Rowley Hall Colliery Co.
366	Riddings	Old Hill	Skidmore and Waidron.
367	Russell's Hall (part of)	Dudley	John Waterfield.
368	Rectory	"	J. and W. Pearson.
369	Rough Hills	Wolverhampton	James Cadman.
370	Rose Hill	Willenhall	David Bickley.
371	Rowley Station	Rowley Regis	Rowley Station Colliery Co.
372	Station	Walsall	Station Colliery Co.
373	Shut End	Dudley	J. Bradley and Co.
374	Do. New	"	Cochrane and Co.
375	Stow Lawn	Bilston	J. Spruce and Co.
376	Saltwell	Old Hill	Earl of Dudley.
377	Spring Hill	Bloxwich	Darlaston Steel and Iron Co.
378	Swan	West Bromwich	Swan Colliery Co.
379	Spring Vale (part of)	Bilston	J. and T. Williams.
380	Spring Vale	"	Thomas Bantock.
381	Stone Cross	West Bromwich	Ann Spittle.
382	Stow Heath	Wolverhampton	W. and J. S. Sparrow and Co.
383	Swan Farm	West Bromwich	Allen and Holden.
384	Sampson	Oldbury	Richard Haines.
385	Spring Vale (6 acre)	Bilston	Stephen Cole.
386	Sandfield	Dudley	George Glaze.
387	Standhills	"	Brown and Freer.
388	Summerford	Willenhall	Williams and Barker.
389	Springfield	Dudley	Howl and Mason.
390	Do.	"	Daniel Mason.
391	Swan	"	Euth Lowe.
392	Stonefields	Bilston	Edward Davies.
393	Short Heath	Walsall	Pelsall Coal and Iron Co.
394	South Staffordshire	West Bromwich	South Staffordshire Colliery Co.
395	Stow Heath (part of)	Wolverhampton	Thomas Bryan.
396	Speedwell	Oldbury	Clifton and Collins.
397	Sandwell Park	West Bromwich	Sandwell Park Colliery Co.
398	Tipton Moat	Tipton	Tipton Moat Colliery Co.
399	Do. Hall	"	Isaac Whitehouse.
400	Talbot	West Bromwich	Talbot Colliery Co.
401	Trentham	Willenhall	Solly and Urwick.
402	Tipton Green	Tipton	Tipton Green Colliery Co.
403	Trentham, No. 5	Willenhall	Price and Biggs.
404	Tivdale Hall	Tipton	W. and C. E. Bradley.
405	Titford Long Meadow	Oldbury	Hackett and Hadley.
406	Timbertree	Congreaves	New British Iron Co.
407	Tame Mill	Willenhall	Jos. Hincka.
408	Tansey Green	Dudley	Woddall and Co.
409	Toll End	Tipton	Toll End Colliery Co.
410	Tivdale	"	Waterloo Colliery Co.
411	Tibbington	"	Tibbington Colliery Co.
412	Tansley Hill	Dudley	John Carlyle.
413	Toll Gate	Bilston	John Froggatt.
414	Tivdale	Tipton	Round Brothers.
415	Titford	Oldbury	Titford Colliery Co.
416	Tinkerfield	Brierley Hill	Thos. Skidmore.
417	Union	West Bromwich	Stour Valley Coal and Iron Co.
418	Upper Gornal	Dudley	Harvey and Fithern.
419	Do.	"	Cartwright and Co.
420	Do.	"	W. H. Waterfield and Co.
421	Victoria	Tipton	Victoria Colliery Co.
422	Do.	West Bromwich	W. H. Dawes.
423	Do.	Walsall	J. Millward and Co.
424	Vicarage	Wednesbury	James Mason.
425	Victoria	Willenhall	Dulson and M'Gregor.
426	Vicarage Prospect	Dudley	Hughes and Wood.
427	Valentia	Oldbury	Whitehouse and Smith.
428	Wallbut	Bilston	Bradley Brothers and Co.
429	Wednesbury Old Park	Wednesbury	Patent Shaft and Axle Co.

No.	Name of Mine.	Where situated.	Owner's Name.
430	Wednesbury Oak	Tipton	P. Williams and Sons.
431	Woodside	Dudley	Cochrane and Co.
432	Wednesbury, New	West Bromwich	Horton and Sons.
433	Willingsworth	Tipton	J. Allmark.
434	Wolverhampton Road	Bilston	Hyde and Co.
435	Wolverhampton	Wolverhampton	Turley and Bell.
436	Willenhall, New	Willenhall	Fletcher and Co.
437	Warren's Hall	Brierley Hill	Earl of Dudley.
438	Wallows	"	Do.
439	White's Farm	West Bromwich	Bailey and Son.
440	Windmill End	Dudley	Windmill End Colliery Co.
441	Whitehall	West Bromwich	Jas. Kendrick.
442	Withymoore, New	Rowley Regis	Thos. Lewellyn.
443	Wolverhampton Hills	Rough Wolverhampton	Wilham and Fenn.
444	Willenhall Road	"	W. Bailey and Co.
445	Woodwell	Walsall	Addenbrookes and Co.
446	Wyrlay, New	"	Jos. Hawkins.
447	Wallows (part of)	Brierley Hill	John Raybould.
448	Whyley	West Bromwich	Farley and Duce.
449	Welah End	Willenhall	Corbett and Simms.
450	West Cannock	Cannock	West Cannock Colliery Co.
451	Whitehall	Old Hill	Whitehall Colliery Co.
452	Willenhall Road	Wolverhampton	Edge and Hodgkiss.
453	Wyrlay Cannock	Walsall	Wyrlay Cannock Colliery Co.
454	Wall Face	West Bromwich	Walton and Fletcher.
455	Whiteheath	Oldbury	Churchbridge Colliery Co.
456	Withymoore	Dudley	Messrs. Pearson.
457	Waterfall Lane	Old Hill	William Mills.
458	Willenhall, New	Willenhall	Oster Bed Iron Co.
459	Willenhall	"	Do.
460	Windmill End	Dudley	Old Hill Drainage Co.
461	Waterloo	Bilston	Bilston Iron Co.
462	Wallows	Brierley Hill	S. Garratt and Son.
463	Waterfall Lane	Old Hill	Old Hill Drainage Co.
464	Witton Lane	West Bromwich	Roberts, Tonks, and Co.
465	Woodsetton	Sedgley	Parke, Brothers, and Co.
466	Wallbrook	Bilston	Jeremiah Daves.
467	Willenhall	Willenhall	Willenhall Colliery Co.
468	Yew Tree	Dudley	B. Wood and Co.
469	Do.	Bilston	J. and T. Turley.

LIST of the FIRECLAY MINES in the SOUTH STAFFORDSHIRE and WORCESTERSHIRE DISTRICT for the YEAR 1874.

1	Albert	Darlaston	David Rose.
2	Amblecote	Stourbridge	J. Hall and Co.
3	Do.	Do.	Hickman and Co.
4	Buffery Old	Dudley	J. Jones and Sons.
5	Brettell Lane	Stourbridge	Trotter, Haines, and Co.
6	Do.	Do.	G. K. Harrison.
7	Do.	Do.	Harris and Pearson.
8	Crows Bridge	Bilston	H. B. Whitehouse and Sons.
9	Clatterhall	Stourbridge	Ed. Bowen.
10	Cradley Station	Brierley Hill	Mobberley and Bayley.
11	Can Lane	Bilston	Clarke and Caddick.
12	Cotsall	Corngreaves	New British Iron Company.
13	Coneygre	Tipton	Sam. Rowley.
14	Clatterbatch	Stourbridge	H. Owen.
15	Delph Lower	Brierley Hill	Harper and Moores.
16	Delph	Do.	J. Hall and Co.
17	Do.	Do.	Hickman and Co.
18	Do.	Do.	Harris and Pearson.
19	Do.	Do.	E. J. and J. Pearson.
20	Dibdale	Dudley	Mrs. Gibbons.
21	Deepmoor	Walsall	J. Bagnall and Sons, Limited.
22	Freshold	Brierley Hill	Trustees of R. Horner.
23	Foxyards	Tipton	J. Colbourn.
24	Do.	Do.	Geo. Hartland.
25	Do.	Do.	James Bates.
26	Hayes	Brierley Hill	Fisher and Co.
27	Hungary Hill	Stourbridge	Rufford and Co.
28	Lye	Do.	Hickman and Co.
29	Lunts	Do.	G. K. Harrison.
30	Moor Lane	Brierley Hill	J. Hall and Co.
31	Merry Hill	Do.	Mobberley and Perry.
32	Netherend	Do.	G. K. Harrison.
33	Do.	Do.	J. King and Co.
34	Oak Farm	Dudley	John Walker.
35	Do.	Do.	Htmley Firebrick Co.
36	Porridge Hall	Stourbridge	Mobberley and Bayley.
37	Bounds Hill	Tipton	Earl of Dudley.

No.	Name of Colliery.	Where situated.	Owner's Name.
38	Ravensich - - -	Brierley Hill - -	Edward Rowen.
39	Saltbrook - - -	Do. - - -	Mobberley and Bayley.
40	Shepherd's Brook - - -	Stourbridge - - -	King, Brothers, and Company.
41	Tipton Hall - - -	Tipton - - -	Isaac Whitehouse.
42	Thorns - - -	Brierley Hill - -	Earl of Dudley.
43	Do. - - -	Do. - - -	Harper and Moores.
44	Do. - - -	Do. - - -	Mobberley and Bayley.
45	Turner's Lane - - -	Do. - - -	Harris and Pearson.
46	Upper Gornal - - -	Dudley - - -	Cartwright and Co.
47	Do. - - -	Do. - - -	W. H. Waterfield and Co.
48	Wittymoor - - -	Stourbridge - - -	Harris and Pearson.

THE NORTH AND EAST DIVISION OF LANGASHIRE.

(Manchester District.)

H.M. Inspector, JOSEPH DICKINSON, Pendleton, Manchester.
J. S. MARTIN.

1	Agecroft - - -	Pendlebury, Man- chester.	Andrew Knowles and Sons.
2	Albert - - -	West Houghton, Blackrod.	Denton Colliery Co.
3	Alderbarrow - - -	Rilton - - -	Wm. Parks.
4	Alkrington - - -	Alkrington - - -	Chamber Colliery Co.
5	Allen's Green - - -	Radcliffe - - -	Andrew Knowles and Sons.
6	Altham - - -	Altham, Accrington - -	John J. Rippon.
7	Anderton Hall - - -	Blackrod - - -	Dewhurst, Hoyle, and Smethurst.
8	Aqueduct - - -	Hauigh - - -	Earl of Bradford.
9	Arbories - - -	Padiham - - -	Thomas Stone and Sons.
10	Arley, Hall - - -	Blackrod - - -	Spedding, Chambers, and Jones.
11	Arley - - -	Lostock - - -	J. J. and W. Warburton.
12	Do. - - -	Over Hulton - - -	Wm. Ford Hulton.
13	Ashtons Field - - -	Little Hulton - - -	Bridgewater Trustees.
14	Ashton Moss - - -	Ashton - - -	Ashton Moss Colliery Co.
15	Ashworth - - -	Ashworth, Rochdale - -	Richard and William Stott.
16	Aspen - - -	Oswaldtwistle - - -	Thos. Simpson and Co.
17	Back o' Cleggs Wood - - -	Hollingworth - - -	John Taylor and Co.
18	Bally - - -	Little Lever - - -	Thomas Fletcher.
19	Bamford Closes - - -	Wolstenholme - - -	Robert Lord.
20	Bagelate Moor - - -	Bagelate - - -	William Berry.
21	Do. - - -	Rochdale - - -	James Lord.
22	Bank - - -	Little Hulton - - -	Bank Colliery Co.
23	Bank Hall - - -	Burnley - - -	Executors of John Hargreaves.
24	Bank Hey - - -	Wardle - - -	Edmund Fairburn.
25	Bank House - - -	Crompton, Oldham - -	Oldham, Middleton, and Rochdale Colliery Co. (Limited).
26	Bank Lane - - -	Wardle - - -	John Stott and Son.
27	Bank Top - - -	Radcliffe, Manchester - -	Andrew Knowles and Sons.
28	Bardaley - - -	Bardsley, Ashton- under-Lyne.	Bardsley Coal Co.
29	Bardsley Bridge - - -	Ashton-under-Lyne - -	Bardsley Coal and Cannel Co.
30	Barracks - - -	Little Hulton - - -	Bridgewater Trustees.
31	Barrowshaw - - -	Barrowshaw - - -	Lees and Mayall.
32	Beehole - - -	Burnley - - -	Executors of John Hargreaves.
33	Belfield - - -	Rochdale - - -	Beifield Colliery Co.
34	Bell Isle - - -	Tunnicliffe - - -	John Bucklev.
35	Belthorne - - -	Yate and Pickup Bank - -	Geo. Hargreaves and Co.
36	Belthorn - - -	Oswaldtwistle - - -	Thomas Simpson and Co.
37	Birtle - - -	Birtle - - -	Roscow and Lord.
38	Birtle Dean - - -	Birtle, Bury - - -	Thos. Rarusbottom and Sons (Lim.)
39	Black Moss - - -	Radcliffe, Manchester - -	Thomas Fletcher.
40	Blainscough Hall - - -	Coppull, Chorley - - -	Blainscough Hall Colliery Co.
41	Blue Ball - - -	Bacup - - -	James Lord.
42	Do. - - -	Do. - - -	Jos. Mills and Brothers.
43	Boar-Edge - - -	Bury - - -	David White.
44	Boarshaw - - -	Middleton, Manchester - -	Oldham, Middleton, and Rochdale Colliery Co. (Limited).
45	Bolton Green - - -	Charnock Richard - - -	Peter Priestley.
46	Botany Bay - - -	Clifton, Manchester - -	Clifton and Kearsley Co.
47	Bower - - -	Hollinwood - - -	Messrs. Marland and Co.
48	Brandwood Moor - - -	Waterfoot - - -	James Brierley and Son.
49	Do. - - -	Do. - - -	Edward Ashworth and Co. (Limited).
50	Bradford - - -	Bradford, Manchester - -	Bradford Colliery Co.
51	Bradshaw Hall - - -	Darcy Lever - - -	Samuel Roocroft.
52	Brightmet - - -	Brightmet - - -	Edward Hardcastle.
53	Do. - - -	Little Level, Bolton - -	Thomas Fletcher.
54	Brex - - -	Lower Whitwell - - -	George Hargreaves and Co.

No.	Name of Colliery.	Where situated.	Owner's Name.
55	Bridgewater	Worsley	Bridgewater Trustees.
56	Brinsop Hall, Arley	Westhoughton	Brinsop Hall Colliery Co.
57	Britannia	Bacup	Townsend and Co.
58	Broad Oak and Moss	Ashton-under-Lyne	Broad Oak Colliery Co.
59	Broadfield	Westleigh	John Speakman.
60	Do.	Oswaldtwistle, Ac- crinton.	Thomas Simpson and Co.
61	Broadhalgh	Rochdale	Ashworth and Tomlinson.
62	Brotherod	Catley Lane, Rochdale	H. H. Fishwick and Co.
63	Broomstair	Denton, Manchester	Hyde and Haughton Coal Co.
64	Broughton	Ightenhill Park	Executors of John Hargreaves.
65	Brushes Clough	Crompton	Platt Brothers and Co.
66	Buglehorn	Westhoughton	Ed. Johnson.
67	Burnden	Burnden	Earl of Bradford.
68	Burnt Hills	Wholaw Nook, Burnley.	Executors of John Hargreaves.
69	Bye	Park Bridge	Rocher Colliery Co. (Limited).
70	Cartridge Nook	Wardle, Rochdale	James Dearden.
71	Cat Hall	Broad Oak, Accrinton	George Hargreaves and Co.
72	Chamber	Hollinwood	Chamber Colliery Co.
73	Chanters	Atherton	John Fletcher and others.
74	Chatham Close	Bolton	Edmund Ashworth and Sons.
75	Clayton	Clayton, Manchester	John and Thos. Bradbury.
76	Cleworth Hall	Tyldesley	Tyldesley Colliery Co. (Limited).
77	Clifton	Burnley	Executors of John Hargreaves.
78	Clifton Hall	Clifton, Manchester	Andrew Knowles and Sons.
79	Clifton Moss	Do.	Do.
80	Clough	Littleborough	Samuel Knowles and Co.
81	Clough House	Do.	Whittaker Co.
82	Clough House	Wardle	James Kershaw.
83	Cockey Moor	Black Lane, Ratcliffe, Manchester.	Cockey Moor Colliery Co.
84	Combermere	Tyldesley	Tyldesley Colliery Co. (Limited).
85	Coppy	Cliviger, Burnley	Cliviger Coal Co.
86	Coppy Clough and Park	Church	Dunkenhalgh Colliery Co. (Limited).
87	Coney	Over-Darwen	Coney Coal and Fire Clay Co.
88	Cow Lee Lane	Westhoughton	John Seddon and Son.
89	Count Hill	Higher Barrowshaw	Lees and Mayall.
90	Cragg	Bacup	Jas. Sutcliffe Witham.
91	Cranberry Moss	Entwisle, Bolton	Ralph Entwisle.
92	Croftside	Darcy Lever	Darcy Lever Coal Co.
93	Crook Bank	Wardle, Rochdale	Charles Crossley.
94	Cross Hillcock	Astley	Astley and Tyldesley Coal and Salt Co. (Limited).
95	Crow Knowl	Crompton, Oldham	Edmund Butterworth and Sons.
96	Crow Nest	Milnrow	Roscow and Lord.
97	Crumbouke Day Eye	Atherton	John Fletcher and others.
98	Cupola	Hameldon	Brooks and Pickup.
99	Daisy Field	Tyldesley	James Roscoe.
100	Davenport	Darcy Lever	Darcy Lever Coal Co.
101	Deansgreave	Bacup	John Lord.
102	Dearnley	Rochdale	K. and W. Stott.
103	Delph	Middle Hulton	Bridgewater Trustees.
104	Denton	Denton, Manchester	Denton Colliery Co. (Limited).
105	Denton Lane and Ferney Field.	Chadderton	Chamber Colliery Co.
106	Dewhurst Drift	Baxenden	George Hargreaves and Co.
107	Dillhall	Enfield	Dunkenhalgh Colliery Co.
108	Dingle	Little Lever	Andrew Knowles and Sons.
109	Dock	Ashton-under-Lyne	Dronsfeld, Barnsley, and Lees.
110	Doe	Kearsley	Samuel Scowcroft.
111	Doffcocker	Hallwell, Bolton	James Rothwell.
112	Duckworth Hall	Oswaldtwistle	Thos. Simpson and Co.
113	Duxbury	Duxbury	Thos. Whittle.
114	Eales	Littleborough	Executors of Benj. Lees.
115	Edge Fold	Worsley	Bridgewater Trustees.
116	Edge Lane	Crompton	Oldham, Middleton, and Rochdale Coal Co.
117	Ellenbrook	Tyldesley	Bridgewater Trustees.
118	Ellsmere	Worsley	Do.
119	Ellisonfold	Over Darwen	Eccleshill Coal Co. (Limited).
120	Elpit Edge	Butterworth	James Leach.
121	Farnworth Bridge	Little Lever, Bolton	Andrew Knowles and Sons.
122	Foggs	Darcy Lever, Bolton	Do.
123	Foulclough	Walsden, Todmorden	Reuben Haigh and Co.
124	Freeholds	Facit, Bacup	Benjamin and Joseph Lees.
125	Gambleside	Crawshaw Booth	Geo. Hargreaves and Co.
126	Gannow	Habergham	Executors of John Hargreaves.
127	Gasley	Tyldesley	Bridgewater Trustees.
128	Gibfield	Atherton	John Fletcher and Co.
129	Goodshaw Hill	Higher Booth	Geo. Hargreaves and Co.
130	Gravel Hole	Great Lever	Earl of Bradford.
131	Do.	Rochdale	Oldham, Middleton, and Rochdale Coal Co.

No.	Name of Colliery.	Where situated.	Owner's Name.
182	Great Boys - - -	Tydesley - - -	Thomas Fletcher.
183	Great Harwood - - -	Great Harwood - - -	Great Harwood Co.
184	Great Lever - - -	Great Lever - - -	The Earl of Bradford.
185	Great Stone - - -	Westhoughton - - -	John Johnson.
186	Great Wood - - -	Denton - - -	Denton Colliery Co.
187	Greave - - -	Bacup - - -	Townsend and Co.
188	Green - - -	Smallbridge - - -	Green Colliery Co.
189	Greenborth - - -	Woodhouse Lane, Rochdale.	Jeremiah Howarth.
140	Green, Lane - - -	Radcliffe - - -	Andrew Knowles and Sons.
141	Greenland - - -	Rowley Moor, Rochdale	John Lomax and Co.
142	Grime Bridge - - -	Middle Whitwell - - -	George Hargreaves and Co.
143	Habergham - - -	Habergham - - -	Executors of John Hargreaves.
144	Hacken - - -	Darcey Lever - - -	Earl of Bradford.
145	Hallstorn - - -	Cowpe - - -	Butterworth and Brooks.
146	Hampson Meadow - - -	Radcliffe - - -	Andrew Knowles and Sons.
147	Handle Hall - - -	Calderbrook - - -	James Dearden.
148	Hanging Chadder - - -	Rochdale - - -	Oldham, Middleton, and Rochdale Colliery Co. (Limited).
149	Hapton Valley - - -	Hapton, Burnley - - -	Executors of John Hargreaves.
150	Hartford - - -	Oldham - - -	Oldham, Middleton, and Rochdale Colliery Co. (Limited).
151	Hartahead - - -	Hartahead, Ashton-under-Lyne.	Chamber Colliery Co.
152	Harwood Fold - - -	Eccleahill - - -	Eccleahill Coal Co. (Limited).
153	Healey Hall Bottoms - - -	Rochdale - - -	Jacob Tweedale and Sons.
154	Heartshead - - -	Heartshead, Ashton-under-Lyne.	Chamber Colliery Co.
155	Hearts o' th' Meadow - - -	Westleigh - - -	John Speakman.
156	Helm Clough - - -	Stackstead - - -	Hardman Brothers.
157	Heskin Hall - - -	Heskin, Chorley - - -	Rev. Wm. Michell.
158	Hewlett - - -	Westhoughton - - -	Wigan Coal and Iron Co. (Limited).
159	Hey Clough - - -	Wardle - - -	Samuel Stott and Co.
160	Heyfield - - -	West Leigh, Manchester.	James Diggle.
161	Hiehibi - - -	Coppull - - -	Thos. Whaley and others.
162	Higginshaw - - -	Boyton - - -	John Smethurst.
163	Higher Croft - - -	Brightmet - - -	Ed. Hardcastle.
164	Higher Shore - - -	Littleborough - - -	James Fletcher and Brothers.
165	Hill - - -	Park Bridge - - -	Rocher Colliery.
166	Hill End - - -	Harwood - - -	Thos. Hardcastle.
167	Hilton House - - -	Westhoughton - - -	Hilton House and Red Moss Coal Co.
168	Hoddlesden - - -	Over Darwen - - -	Joseph Place and Sons.
169	Hodge Clough - - -	Oldham - - -	George Mellodew.
170	Hole in Bank - - -	Accrington - - -	George Hargreaves and Co.
171	Hollingworth - - -	Hollingworth - - -	John Taylor and Co.
172	Hollinshead - - -	Tockholes - - -	Shorroek, Eccles, Bros., and Co.
173	Honeywell Lane - - -	Oldham - - -	John Marland and Co.
174	Hopwood - - -	Middleton, Manchester	Oldham, Middleton, and Rochdale Colliery Co. (Limited).
175	Horncliffe Moor - - -	Rawtenstall - - -	James Walton.
176	Howbridge - - -	Atherton - - -	John Fletcher and Co.
177	Hunger Hill - - -	Booley Moor - - -	John Lomax and Co.
178	Hunt Clough - - -	Chadderton - - -	Chamber Colliery Co.
179	Intake - - -	Brandwood Moor - - -	David Law.
180	Jacks Key - - -	Edgeworth - - -	Eccles, Shorroek, Brothers, and Co.
181	Jubilee - - -	Crompton, Oldham - - -	Oldham, Middleton, and Rochdale Colliery Co. (Limited).
182	Knothill Clough - - -	Shawforth - - -	Ambrose Schofield.
183	Knowl - - -	Wolstenholme - - -	James Butterworth and Son.
184	Land - - -	Shawforth, Rochdale	James Dearden.
185	Lancashire and Yorkshire - - -	Thornlee - - -	Shaw and Hayes.
186	Lane End - - -	Bacup - - -	Greenwood and Co.
187	Lanefoot - - -	Littleborough - - -	Lanefoot Colliery Co.
188	Laneshaw Bridge - - -	Colne - - -	Adam Hall.
189	Lark Mount - - -	Birtle, Bury - - -	R. D. Milnes and Brother.
190	Laund - - -	Do. - - -	George Hargreaves and Co.
191	Lee - - -	Bacup - - -	Thomas Leach.
192	Do. - - -	Do. - - -	Oldham, Middleton, and Rochdale Colliery Co. (Limited).
193	Lever Edge - - -	Great Lever - - -	James Bothwell.
194	Limehurst - - -	Ashton-under-Lyne - - -	Limehurst Colliery Co.
195	Lunnyshaw - - -	Worley - - -	Bridgewater Trustees.
196	Lightowers - - -	Littleborough - - -	Kerahaw Brothers.
197	Do. - - -	Do. - - -	John Tetlow.
198	Little - - -	Park Bridge - - -	Rocher Colliery Co. (Limited).
199	Little Harwood - - -	Little Harwood - - -	Little Harwood Colliery Co.
200	Little Hey - - -	Stoneclough - - -	Andrew Knowles and Sons.
201	Long Acres - - -	Whitworth - - -	Ralph Rawstron.
202	Lords Field - - -	Ashton-under-Lyne - - -	Lords Field Colliery Co.
203	Lords Moss Field - - -	Farnworth - - -	Bridgewater Trustees.
204	Lover's Lane - - -	Atherton - - -	John Fletcher and others.
205	Low Crompton - - -	Rochdale - - -	Oldham, Middleton, and Rochdale Colliery Co. (Limited).

No.	Name of Colliery.	Where situated.	Owner's Name.
206	Lower Darwen	Lower Darwen	Lower Darwen Colliery Co.
207	Lower Hall	Westleigh	James Diggle.
208	Lower Moor	Oldham	John Mayall.
209	Lower Sunfield	Moorside	Thos. Mellodew and Co.
210	Low Side or Glodwick	Oldham	John Smethurst.
211	Machine	Farnworth	Bridgewater Trustees.
212	Mangnall's	Worsley	Do.
213	Manor	Clifton, Manchester	Clifton and Kearsley Co.
214	Marklands	Blackrod	Blackrod and Bryn Moss Coal and Cannel Co.
215	Martholm	Great Harwood	Great Harwood Co.
216	Meadow Head	Wolstenholme	Meadow Head Colliery Co.
217	Meadows	Bacup	George Hargreaves and Co.
218	Mame Lea	Worsley	Peter Nightingale and Co.
219	Messing Trees	Tydesley	William Bamsden.
220	Middle Bents	Little Lever	Thos. Fletcher.
221	Milnrow	Milnrow	Richd. and Wm. Stott.
222	Moleside	Bacup	Geo. Hargreaves and Co.
223	Moorside	Ainsworth	Ellwood, Jones, Bros., and Spedding.
224	Mosley Common	Tydesley	Bridgewater Trustees.
225	Moss	Kearsley	Samuel Scowcroft.
226	Mossfield	Oswaldtwistle	Thomas Simpson and Co.
227	Moston	Moston, Manchester	Moston Colliery Co. (Limited).
228	Nabb	Newchurch	George Hargreaves and Co.
229	Neison	Park Bridge	Bocher Colliery Co. (Limited).
230	New Lester	Tydesley	James Roscoe.
231	New Line	Bacup	John Maden and Son.
232	New Hall Close	Tottington Higher End	James Whitaker and Sons.
233	New Rivin	Little Lever	Andrew Knowles and Sons.
234	Newbarn	Bacup	George Maxwell.
235	Netherhey	Oldham	John Wild and Co.
236	Nook	Tydesley	Astley and Tydesley Coal and Salt Co. (Limited).
237	Do.	Ashton	Broad Oak Colliery Co.
238	Nutwood	Rochdale	Thos. B. Williams.
239	Oak	Hollinwood	Chamber Colliery Co.
240	Oaken Clough	Bacup	Executors of James Butterworth.
241	Old Clough	Do.	George Hargreaves and Co.
242	Old Sink	Waterford	Saml. John Brierley.
243	Outwood	Outwood, Manchester	Thomas Fletcher and Sons.
244	Owens	West Leigh, Manchester.	James Diggle.
245	Owl Hole	Little Lever	John Fletcher.
246	Padiham	Padiham	Executors of John Hargreaves.
247	Park	Ashton-under-Lyne	Bardsley Coal and Cannel Co.
248	Do.	Over Hulton	William Ford Hulton.
249	Park Hall	Blackrod, Horwich, Bolton.	Arley Main Colliery Co.
250	Parsonage	Denton	Denton Colliery Co.
251	Pasture Bottom	Bacup	David Lord and Brother.
252	Peal Hall	Little Hulton	Little Hulton.
253	Pemberton House	Charnock, Richard, Chorley.	James Barker.
254	Pendlebury	Pendlebury, Manchester.	Andrew Knowles and Sons.
255	Pendleton	Pendleton, Manchester	Do.
256	Platts	Westhoughton	Francis and Austin Smith.
257	Princess	Over Darwen	Executors of Wm. Pickup.
258	Raghole	Butterworth	Thos. Heap and Sons.
259	Railway	Ainsworth	Thos. Fletcher.
260	Raikes	Great Lever	Earl of Bradford.
261	Railway and Victoria	Baxenden	George Hargreaves and Co.
262	Rawlinson	Heath Charnock	John Tetlow.
263	Red Lumb	Wolstenholme	Moorcrop Brothers.
264	Reedley	Reedley Hallows	Executors of John Hargreaves.
265	Rhodes Bank	Hollingworth	Leese, Jones, and Co.
266	Ridgehill	Staleybridge	Ridgehill Colliery Co.
267	Ridings	Wardle	Ridings Colliery Co.
268	Ringley Bridge	Outwood	Thos. Fletcher and Sons.
269	Ringley Fold	Ringley, Manchester	Andrew Knowles and Sons.
270	Rishton	Rishton	Dunkenhalgh Colliery Co. (Limited).
271	Robin Hill	Oldham	Oldham, Middleton, and Rochdale Colliery Co. (Limited).
272	Robin Hood	Clifton, Manchester	Clifton and Kearsley Co.
273	Rockcliffe	Bacup	George Maxwell.
274	Rock View	Whitworth	Abraham Hill.
275	Rose Hill	Burnden, Bolton	Samuel Scowcroft.
276	Round Hill	Outwood	George Hargreaves and Co.
277	Rowley	Burnley	Executors of John Hargreaves.
278	Sanderson	Worsley	Bridgewater Trustees.
279	Sapling Field	Middle Hulton	Do.
280	Sansbury	Colne	Sansbury Colliery Co.
281	Scatcliffe	Baxenden	Geo. Hargreave and Co.
282	Scot Lane	Blackrod	William Woods and Son.

No.	Name of Colliery.	Where situated.	Owner's Name.
283	Scout Moor . . .	Shuttleworth . . .	Exrx. of Lawrence Duckworth.
284	Shakerley . . .	Shakerley . . .	William Ramsden.
285	Do.	Do.	Tyldesley Colliery Co. (Limited).
286	Sharneyford . . .	Bacup	Townsend and Co.
287	Sheep Bank . . .	Hollingworth . . .	James Howard.
288	Shipperbottom . . .	Walmersley . . .	Exrx. of Lawrence Duckworth.
289	Shop Lane	Baxenden	George Hargreaves and Co.
290	Sholwer	Crompton	Oldham, Middleton, and Rochdale Coal Co.
291	Simonstone . . .	Simonstone, Burnley	Robert Sagar and Brothers.
292	Sinking Pit . . .	Royton	Oldham, Middleton, and Rochdale Coal Co.
293	Smallbridge . . .	Rochdale	Samuel Lomax and Co.
294	Smear Hall	Wray with Botton . . .	John Newby.
295	Smethurst Hall . . .	Birtle	John Berry and Sons.
296	Smithfold	Little Hulton	John Gibson and Co.
297	Snake Hill	Walmersley	John Hall.
298	Snapes	West Leigh, Man- chester.	John Smethurst and Co.
299	Snowball	Over Darwen	Eccleshill Coal Co. (Limited).
300	Snow Hill	Darcy Lever	Darcy Lever Coal Co.
301	Snydale Hall . . .	West Houghton . . .	Dewhurst, Hoyle, and Smethurst.
302	South Grain . . .	Dulesgate	James Dearden.
303	Spindlepoint . . .	Clifton, Manchester . . .	Clifton and Kearsley Co.
304	Stacksteads . . .	Stacksteads	George Hargreaves and Co.
305	Stand Lane	Pilkington, Radcliffe Bridge.	Stand Lane Colliery Co.
306	Stanhill	Oswaldtwistle	Thos. Simpson and Co.
307	Starring	Littleborough	Ralph Ashworth and Co.
308	Stockfield	Chadderton	Chamber Colliery Co.
309	Stonehill	Farnworth, Bolton . . .	Roscoe and Lord.
310	Stoney Heys . . .	Healey	H. H. Fiahwick and Co.
311	Stopes	Little Lever	Thomas Fletcher.
312	Street Gate	Little Hulton, Bolton . . .	Matthew Bennett and Brothers.
313	Swindron	Littleborough	Ireland, Buckley, and Co.
314	Swiashaw	Crawshaw Booth	George Hargreaves and Co.
315	Syke	Hollingworth	Lees, Ashworth, and Co.
316	Syke Lane	Do.	Skys Lane Colliery Co.
317	Syndall Hall . . .	Westhoughton	Syndall Hall Colliery Co. (Limited).
318	Tanfield	Fairbottom	Dronsfeld, Bardsley, and Lees.
319	Taylor's Green . . .	Sough	Springvale Coal Co. (Limited).
320	Tonnacliffe	Tonnacliffe	John Buckley.
321	Three Quarters . . .	Over Hulton	Wm. Ford Hulton.
322	Tithebarn	Over Darwen	Eccleshill Coal Co. (Limited).
323	Toadlesch	Healey, Rochdale	James Dearden.
324	Todmorden Moor . . .	Dulesgate	Do.
325	Tonge	Tonge	Edward Hardcastle.
326	Tonge Fold	Tonge, Bolton	Jethro Scowcroft.
327	Tonge Moor	Bolton	Do.
328	Tonges Field	Farnworth	Bridgewater Trustees.
329	Tongue End Pasture . . .	Rochdale	Henry Heys.
330	Tonnacliffe	Tonnacliffe, Rochdale . . .	Samuel Tweedale.
331	Tooter Hill	Bacup	James Dearden.
332	Top Pit	Denton	Denton Colliery Co.
333	Towneley Arley . . .	Burnley	Brooks and Pickup.
334	Towneley Drift . . .	Towneley	Do.
335	Trawden	Trawden	Executors of John Hargreaves.
336	Tunshill	Milnrow, Rochdale	Rohd. and Wm. Stott.
337	Turton	Turton, Bolton	Turton Moor Coal and Fire Clay Co.
338	Tyldesley	Tyldesley	Tyldesley Colliery Co. (Limited).
339	Do.	Do.	Tyldesley Coal Co. (Limited).
340	Union	Cliviger, Burnley	Cliviger Coal Co.
341	Unity Brook	Kearsley, Bolton	James Stott and Co.
342	Victoria	Rumworth	Thos. Brocklehurst.
343	Do.	Little Lever	John Fletcher.
344	Do.	Houghton	Denton Colliery Co.
345	Do.	Darcy Lever	Darcy Lever Coal Co.
346	Walmersley	Trough Gate, Bacup	Walmersley Coal Co.
347	Walves	Tottington, Lower End . . .	Executors of Charles Whowell.
348	Walnook	Wardle, Rochdale	James Dearden.
349	Do.	Wardley	Do.
350	Wardley Coppice Field . . .	Worsley	Bridgewater Trustees.
351	Watergate	Middle Hulton	Do.
352	Waterside	Waterside, Darwen	Adam Bullough.
353	Welch Whittle	Welch Whittle, Chorley . . .	Blamsoough Hall Colliery Co.
354	Westhoughton . . .	Westhoughton	Westhoughton Coal and Cannel Co. (Limited).
355	Westleigh	West Leigh, Man- chester.	James Diggle.
356	Westleigh (Nos. 1 and 2) . . .	Do.	Wigan Coal and Iron Co. (Limited).
357	Wetearth	Clifton, Manchester	Clifton and Kearsley Co.
358	Wharton	Little Hulton, Bolton . . .	Francis Charlton and Sons.
359	Wharton Hall	Shakerley	Wharton Hall Colliery Co.
360	Whinney Hill	Altham, Accrington	John J. Rippon.

No.	Name of Colliery.	Where situated.	Owner's Name.
361	Whitaker Moss	Littleborough	James Lord.
362	White Birk	White Birk	Darwen Mining Co. (Limited).
363	Whitefield	Pilkington	Stand Lane Colliery Co.
364	Whittlefield	Burnley	Executors of John Hargreaves.
365	Wholaw Nook	Wholaw, Burnley	Brooks and Pickup.
366	Wilders Moor	Livington	N. J. and L. Fish.
367	Wilderswood	Horwich, Bolton	Andrew Peake.
368	Winter Hill	Tookholes	Shorrook, Eccles, Brothers, and Co.
369	Withins Lane	Radcliffe	Andrew Knowles and Sons.
370	Wolstenholme Fold	Radcliffe	Thos. Fletcher.
371	Woodnook	Accrington	George Hargreaves and Co.
372	Woodhouse Lane	Baguley, Rochdale	Zech. and James Howarth.
373	Woodpark	Bardsley	Chamber Colliery Co.
374	Woodside	Chadderton	Oldham, Middleton, and Rochdale Coal Co.
375	Worsley	Baxenden	George Hargreaves and Co.
376	Yard	Over Hulton	Wm. Ford Hulton.

THE WEST DIVISION OF LANCASHIRE.

H.M. Inspector, HENRY HALL, Rainhill, Prescot.

ST. HELENS.

1	Alexandra	St. Helens	Pilkington, Bros.
2	Ashton's Green	Do.	Henry Bramall and Co.
3	Burton Head	Do.	Benjamin Blake.
4	Carrs*	Prescot	Carrs Colliery Co. (Limited).
5	City	St. Helens	G. A. Bates.
6	Crank	Do.	John Johnson.
7	Deep Pits	Do.	Pilkington, Bros.
8	Downal Green	Haydock	Richard Evans and Co.
9	Edge Green	Do.	Do.
10	Garswood Park	St. Helens	Dd. Bromilow and Co.
11	Gerrard's Bridge	Do.	Wm. Middlehurst.
12	Giller's Green	Do.	Giller's Green Coal Co.
13	Green Gate	Do.	John Cross and Co. (Limited).
14	Halshead	Prescot	Lea, Williams, and Pugh.
15	Havannah	Haydock	Richard Evans and Co.
16	Haydock	Do.	Do.
17	Huyton	Huyton	Thos. Lea.
18	Lafak Garswood	St. Helens	Dd. Bromilow and Co.
19	Leigh	Haydock	Richard Evans and Co.
20	Moss House	St. Helens	Thos. Bird and Co.
21	New Boston	Haydock	Richard Evans and Co.
22	North	Do.	Do.
23	Pearley Cross	St. Helens	Bourne and Robinson.
24	Pewfall	Haydock	Richard Evans and Co.
25	Phoenix	St. Helens	Benjn. B. Glover and Co.
26	Prescot*	Prescot	John Lancaster and Co.
27	Queen Pit	Haydock	Richard Evans and Co.
28	Rainford	St. Helens	Rainford Coal Co.
29	Rainford Delf	Do.	Charles Howarth.
30	Ravenhead	Do.	Ravenhead Coal Co.
31	Redgate	Do.	Geo. Molyneux and Co.
32	Sankey Brook	Do.	Henry Bramall and Co.
33	Sherdley	Do.	Bourne and Robinson.
34	Stanley	Do.	Dd. Bromilow and Co.
35	Strangeways Hall	Hindley	William Hays.
36	Sutton	St. Helens	James Haddock.
37	Tarboch*	Prescot	J. Robinson.
38	Union	St. Helens	Wm. Twist.
39	Whiston	Huyton	Wigan and Whiston Coal Co. (Lim.)
40	Windle	St. Helens	John Middlehurst.
41	Wood	Haydock	Evans, Richard, and Co.

WIGAN.

1	Abram	Hindley Green	Hays and Johnson.
2	Ackhurst Hall	Gathurst	Roper, Hamilton, and Lamb.
3	Albion and Stonehouse	Wigan	J. and T. Wood.
4	Amberswood	Hindley	Crompton and Shawcross.
5	Do.	Do.	Ince Hall Coal and Canal Co. (Lim.)
6	Arley Pits	Ince	Do.
7	Aspall, pumping	Aspull	Wigan Coal and Iron Co. (Limited).

* Sinking.

No.	Name of Colliery.	Where situated.	Owner's Name.
8	Bamfurlong	Wigan	Cross, Tetley, and Co. (Limited).
9	Barley Brook	Gidlow Lane	Pearson and Knowles.
10	Do.	Wigan	J. W. Darbyshire.
11	Bawkhouse	Haigh	Wigan Coal and Iron Co. (Limited).
12	Bell	Wigan	Whaley and Lathom.
13	Belvue	Do.	Wm. Marsh.
14	Berry Street	Skelmersdale	J. Houghton.
15	Bickershaw	Hindley Green	Ackers, Whitley, and Co. (Limited).
16	Bickerstaffe	Skelmersdale	Bromilow, Forster, and Co.
17	Billinge Hill	Wigan	Cadman and Naylor.
18	Birchen Heads	Do.	Thomas Melling.
19	Birket Bank	Ince	Ince Hall Coal and Cannel Co. (Lim.)
20	Black Moss	Skelmersdale	Dewhurst and Berry.
21	Blackleyhurst	Ashton	Samuel Stock.
22	Blaguegate	Skelmersdale	Lord Skelmersdale.
23	Bold	Wigan	Fairhurst and Co.
24	Do.*	Do.	W. H. Brancker and Co.
25	Bradley Hall	Do.	B. and R. Fisher.
26	Bradshaw	Aspull	Wigan Coal and Iron Co. (Limited).
27	Bridge	Haigh	Do.
28	Britannia	Wigan	Ince Hall Coal and Cannel Co. (Lim.)
29	Britannia East	Ince	Do.
30	Brook House	Do.	James Galloway.
31	Brookside	Platt Bridge	Moss Hall Coal Co. (Limited).
32	Broomfield	Standish	Wigan Coal and Iron Co. (Limited).
33	Brynn Hall	Wigan	Wm. Crippin.
34	Do.*	Do.	Do.
35	Brynn Moss	Wigan	Blackrod and Brynn Moss Coal and Cannel Co.
36	Beech Tree*	Do.	Thos. Rylands.
37	California	Aspull	Wigan Coal and Iron Co. (Limited).
38	Castle Hill	Wigan	Castle Hill Coal Co. (Limited).
39	Chapel House	Skelmersdale	Chapel House Colliery Co.
40	Crawford	Aspull	Wigan Coal and Iron Co. (Limited).
41	Crow Orchard	Skelmersdale	Crow Orchard Colliery Co. (Limited).
42	Dalton*	Dalton	Barrow Haematite and Steel Co.
43	Dean House	Wigan	Lathom and Quirk.
44	Deep	Hindley	Wigan Coal and Iron Co. (Limited).
45	Douglas Bank	Wigan	John Grant Morris.
46	Downal Green	Ashton	Thomas Stone and Son.
47	East	Ince	Ince Hall Coal and Cannel Co. (Lim.)
48	Elms	Wigan	Dewhurst, Hoyle, and Smethurst.
49	Engine	Do.	John Scowcroft and Co. (Limited).
50	Fir Tree House	Platt Bridge	Crompton and Shawcross.
51	Do.	Pimbo Lane	J. H. Withers.
52	Fleet Street	Wigan	James Galloway.
53	Fog's Fold	Do.	Cross, Tetley, and Co. (Limited).
54	Garswood	Ashton	Sir Robert Gerrard.
55	Garswood Hall	Do.	Dewhurst, Hoyle, and Smethurst.
56	Gidlow	Standish	Wigan Coal and Iron Co. (Limited).
57	Do.	Wigan	Thos. Gidlow.
58	Gidlow and Swinley	Do.	Rylands, Son, and Co. (Limited).
59	Gorses	Haigh	Wigan Coal and Iron Co. (Limited).
60	Grammar	Wigan	John Scowcroft and Co. (Limited).
61	Grange Hall	Do.	W. Walmley.
62	Green Slate	Do.	Redshaw and Marsh.
63	Gullet	Haigh	Wigan Coal and Iron Co. (Limited).
64	Hindley Field	Wigan	Norris and Lees.
65	Hindley Green	Do.	John Scowcroft and Co. (Limited).
66	Hindley Hall	Hindley	Pearson and Knowles.
67	Do.	Wigan	Roger Leigh and Co.
68	Holme House	Do.	Executors of Ralph Rimmer.
69	Ince	Ince	Ince Hall Coal and Cannel Co. (Lim.)
70	Ince Hall	Do.	Pearson and Knowles.
71	Do.	Ince, Wigan	Crompton and Shawcross.
72	Ince Moss	Ince	Pearson and Knowles.
73	Irving House	John	John Johnson.
74	John	Standish	Wigan Coal and Iron Co. (Limited).
75	Kirkless	Aspull	Do.
76	Ladies Lane	Hindley	Do.
77	Langtree	Standish	Do.
78	Lathom	Skelmersdale	Bromilow, Forster, and Co.
79	Lawns Delf	Upholland	John Leithwaite.
80	Leyland Green	Ashton	Samuel Stock.
81	Lindsay	Haigh	Wigan Coal and Iron Co. (Limited).
82	Long Lane	Hindley	Edward Johnson.
83	Low Hall	Platt Bridge	Moss Hall Coal Co. (Limited).
84	Mains	Wigan	Cross, Tetley, and Co. (Limited).
85	Meadow	Haigh	Wigan Coal and Iron Co. (Limited).
86	Meadows	Wigan	Lamb and Moore.
87	Mesnes	Do.	W. and J. Turner.
88	Mesnes Pit	Do.	Ince Hall Coal and Cannel Co. (Lim.)

* Sinking.

No.	Name of Colliery.	Where situated.	Owner's Name.
89	Moor - - -	Aspull - - -	Wigan Coal and Iron Co. (Limited).
90	Morris Lane - - -	Haigh - - -	Do.
91	Moss - - -	Skelmersdale - - -	Bromlow, Forster, and Co.
92	Moss Hall - - -	Ince - - -	Moss Hall Coal Co. (Limited).
93	Newburgh - - -	Wigan - - -	Newburgh Mining Co.
94	Newtown - - -	Do. - - -	Lamb and Moore.
95	Norley Hall - - -	Do. - - -	Norley Coal Co.
96	Nutgrove - - -	Thatto Heath - - -	James Radley.
97	Orrell - - -	Wigan - - -	W. H. Brancker and Co.
98	Do.* - - -	Do. - - -	Do.
99	Orrell Hall - - -	Do. - - -	Orrell Colliery and Firebrick Co. (Limited).
100	Orrell Mount - - -	Orrell - - -	Roper, Hamilton, and Lamb.
101	Orrell Post - - -	Do. - - -	Edward Baldwin.
102	Park - - -	Skelmersdale - - -	Lord Skelmersdale.
103	Do. - - -	Do. - - -	Tawd Vale Coal Co.
104	Park Laue - - -	Ashton - - -	Garswood Coal and Iron Co. (Lim.)
105	Patchcroft - - -	Blackrod - - -	Wigan Coal and Iron Co. (Limited).
106	Pemberton - - -	Wigan - - -	Jonathan Blundell and Sons.
107	Penny Gate - - -	Hindley - - -	Wigan Coal and Iron Co. (Limited).
108	Pillitoft - - -	Wigan - - -	Coop, Lea, and Marsden.
109	Plank Lane* - - -	Hindley Green - - -	Ackers, Whitley, and Co. (Limited).
110	Platt Lane - - -	Platt Lane - - -	Wigan and Whiston Coal Co. (Lim.)
111	Prospect - - -	Standish - - -	Wigan Coal and Iron Co. (Limited).
112	Riding Lane - - -	Wigan - - -	Cross, Tetley, and Co. (Limited).
113	Rose Bridge - - -	Do. - - -	John Grant Morris.
114	Saw Mill - - -	Ince - - -	Ince Hall Coal and Cannel Co. (Lim.)
115	Senela Green - - -	Ashton - - -	Samuel Stock.
116	Shevington - - -	Shevington - - -	John Tayleure and Co.
117	Shevington Moor - - -	Wigan - - -	Wm. Brindle.
118	Sough - - -	Haigh - - -	Wigan Coal and Iron Co. (Limited).
119	Sutton Heath - - -	Thatto Heath - - -	James Radley.
120	Swan Lane - - -	Wigan - - -	Ed. Johnson.
121	Swire - - -	Standish - - -	Wigan Coal and Iron Co. (Limited).
122	Tawd Vale - - -	Skelmersdale - - -	Tawd Vale Coal Co.
123	Taylor - - -	Standish - - -	Wigan Coal and Iron Co. (Limited).
124	Thatto Heath - - -	Thatto Heath - - -	James Radley.
125	Trencherbone - - -	Ince - - -	Pearson and Knowles.
126	Tucker's Hill - - -	Haigh - - -	Wigan Coal and Iron Co. (Limited).
127	Tunnel - - -	Standish - - -	Do.
128	Upholland - - -	Upholland - - -	Do.
129	Do. - - -	Wigan - - -	Ditton Coal and Iron Co.
130	Upper Park Lane - - -	Ashton - - -	Garswood Coal and Iron Co.
131	Victoria - - -	Rainford - - -	Victoria Colliery Co. (Limited).
132	Venture - - -	Wigan - - -	Jonathan Blundell and Sons.
133	Wash - - -	Haigh - - -	Wigan Coal and Iron Co. (Limited).
134	William - - -	Do. - - -	Do.
135	Winstanley - - -	Winstanley - - -	Meyrick Banks.
136	Whitemoss - - -	Skelmersdale - - -	Whitemoss Coal Co. (Limited).
137	Withington Hill - - -	Aspull - - -	Withington Hill Colliery Co.
138	Woodshaw - - -	Do. - - -	Wigan Coal and Iron Co. (Limited).
139	Worsley Mesnes - - -	Wigan - - -	N. Eckersley.
140	Worthington - - -	Standish - - -	Norley Coal Co.
141	Wrightington Toll Bar - - -	Wigan - - -	Wm. Rogers.

* Sinking.

CHESHIRE.

H.M. Inspector, THOMAS WYNN, Stone.

S. B. GILROY, Stone.

1	Adlington - - -	Stockport - - -	Jonathan Jowett.
2	Astley - - -	Dukinfield - - -	Dunkirk Coal Company.
3	Backpond - - -	Lyme, Macclesfield - - -	W. Hewitt.
4	Bakstone Dale - - -	Macclesfield - - -	W. Gardner.
5	Banksend - - -	Dialley, Stockport - - -	L. and E. Hall.
6	Barro Clough - - -	Macclesfield - - -	G. Clayton.
7	Bayley Field - - -	Hyde - - -	T. J. and J. Ashton.
8	Bredbury - - -	Stockport - - -	Bredbury Coal and Iron Company.
9	Brink - - -	Macclesfield - - -	B. Cooke.
10	Do. - - -	Do. - - -	W. Smith.
11	Bugsworth - - -	Hayfield, Stockport - - -	L. and E. Hall.
12	Burnt Edge - - -	Do. - - -	Do.
13	Daisy Field - - -	Hyde - - -	Mellor and Company.
14	Dane - - -	Longnor, Buxton - - -	W. and H. Hand.
15	Dialley - - -	Stockport - - -	S. Maiden.
16	Dunkirk - - -	Dukinfield - - -	Dunkirk Coal Company.
17	Eddisbury - - -	Rainow, Macclesfield - - -	Jonathan Hulley.
18	Fire Clay - - -	Dukinfield - - -	Hall and Son.

No.	Name of Colliery.	Where situated.	Owner's Name.
19	Furnace Vale	Disley, Stockport	
20	Hough Hole	Rainow, Macclesfield	W. Mellor.
21	Hyde	Hyde	Hyde Colliery Co.
22	Little Neston	Neston, Birkenhead	
23	Lymmer Clough	Rainow, Macclesfield	
24	Mellor	Stockport	Jonathan Jowett.
25	Middlecale	High Lane, Stockport	Brooklehurst and Co.
26	Norbury	Stockport	Clayton and Brooke.
27	Pottshrigley	Macclesfield	Geo. Lambert.
28	Poynton and Worth	Stockport	Lord Vernon.
29	Redacre	Do.	Jas. Bickerton.
30	Kingstones	Whalley Bridge, Stockport.	J. Jackson.
31	Robins Clough	Stockport	W. and H. Hand.
32	Reewood	Macclesfield	Geo. Needham.
33	Sponds	Lyme, Macclesfield	James Jackson.
34	Throstles' Nest	Macclesfield	Geo. Needham.
35	Winterfold	Adlington, Stockport	
36	Victoria	Dukinfield	J. D. P. Astley.

SHROPSHIRE.

H.M. Inspector, THOMAS WYNN, Stone.

S. B. GILROY, Stone.

1	Arscott	Longdon	Wm. Exley.
2	Arscott, New	Shrewsbury	J. Proctor.
3	Asterley	Minsterley	Butler and Co.
4	Asterley, New	Longdon	
5	Benthall	Broseley	Benthall Pottery Co.
6	Bethnall	Do.	Hill and Aston.
7	Do.	Do.	Evans and Gough.
8	Billingsley	Bridgnorth	Wm. Birchley.
9	Boycott	Pontesbury	Boycott Colliery Co.
10	Broseley	Wellington	Coalbrookdale Company.
11	Do.	Do.	C. W. Pearce (Agent).
12	Calcutta	Do.	Do.
13	Castle Place	Longdon	Wm. Wild.
14	Clee Hills	Ludlow	Summers and Garbutt.
15	Do.	Do.	Clee Hills Coal Co.
16	Coalbrookdale	Wellington	Coalbrookdale Company.
17	Coniebury	Broseley	Thomas Plimley.
18	Coppice	Do.	W. and J. Evans.
19	Dark Lane	Shifnal	Heybridge Iron Co.
20	Dawley Bank	Wellington	Coalbrookdale Company.
21	Donnington	Do.	Edward Jones (Agent).
22	Drill	Oswestry	James Hawkins.
23	Fish House	Broseley	L. E. Woolstine.
24	Frodesley	Longdon	
25	Granville	Wellington	Edward Jones (Agent).
26	Gronrig	Oswestry	James Hawkins.
27	Hadley	Wellington	Edward Jones (Agent).
28	Hanwood	Shrewsbury	John Atherton.
29	Harcourt	Cleobury	Robert Jones.
30	Haycop Hill	Broseley	Hill and Aston.
31	Hinksday	Shifnal	Heybridge Iron Co.
32	Horse Hays	Wellington	Coalbrookdale Company.
33	Horse Leasow	Dawley	
34	Ifton Rhyn	Chirk	Ifton Rhyn Coal Co.
35	Jackfield	Broseley	Wm. Exley.
36	Kamberton	Shifnal	W. R. Anstice and Co.
37	Ketley	Wellington	Jno. Williams.
38	Lawley	Do.	Coalbrookdale Company.
39	Lawley Bank	Do.	Do.
40	Lebotwood	Shrewsbury	R. Preen.
41	Lightmore	Wellington	Coalbrookdale Company.
42	Lilleshall	Do.	Edward Jones (Agent).
43	Madeley Court	Do.	C. W. Pearce (Agent).
44	Madeley Wood	Ironbridge	W. R. Anstice and Co.
45	Malin's Lee	Wellington	Old Park Iron Co.
46	Moat Hall	Shrewsbury	
47	Moreton Hall	Chirk	Moreton Hall Coal Co.
48	New House	Longdon	George Fenn.
49	Old Park	Wellington	Old Park Iron Co.
50	Park	Shifnal	Heybridge Iron Co.
51	Penylan	Oswestry	Croxon and Co.
52	Preesgwyn	Chirk	Moreton Hall Coal Co.
53	Prior's Lee	Wellington	Edward Jones (Agent).

No.	Name of Colliery.	Where situated.	Owner's Name.
54	Quinta	Chirk	Quinta Coal Company.
55	Roughfields	Wellington	Coalbrookdale Company.
56	Shorhill	Shrewsbury	John Atherton.
57	Stafford	Wellington	Edward Jones (Agent).
58	Strochley	Do.	Old Park Iron Co.
59	Tasley	Bridgnorth	
60	Trefonen	Oswestry	France and Co.
61	Watsall	Ludlow	J. Patchett.
62	Waterloo	Wellington	Jno. Williams.
63	Wigginton Hall	Oswestry	Wigginton Hall Company.
64	Wombridge	Wellington	Executors of Jno. Bennett.
65	Woodhouse	Do.	Edward Jones (Agent).

GLOUCESTERSHIRE.

FOREST OF DEAN.

H.M. Inspector, LIONEL BROUGH, Clifton, Bristol.

THOMAS CADMAN, Newport, Monmouth.

1	Addis Hill Level	Cinderford	H. Crawshaw and Co.
2	Bailey Hill	Do.	Rees J. Harry.
3	Bilson	Cinderford	Goold Brothers.
4	Blakeney Level	Blakeney	Blakeney and Forest of Dean Co. (Limited).
5	Bridewell	Coleford	Walter Pritchard.
6	Bromley Hill Level	Ellwood	Ebbw Vale Co. (Limited).
7	Brookall Ditches	Parkend	Parkend Coal Co.
8	Buckholt	Do.	Trotter, Thomas, and Co.
9	Certainty	Do.	Princess Royal Coal Co.
10	Cross Knave, Five Acres	Coleford	Benjamin Davis.
11	Crumpmeadow	Cinderford	Goold Brothers.
12	Darkhill	Coleford	Fryer, Langham, and Co.
13	Dark Hill, coal and brick	Do.	Wanklyn and Grindale.
14	Drybrook Level	Newnham	Ebbw Vale Co. (Limited).
15	Duck Pit	Cinderford	Goold Brothers.
16	Ellwood	Coleford	Lückes and Naah.
17	Edenwall	Do.	S. Hughes.
18	Farmers Folly	Do.	J. Radkin and Co.
19	Farmy Lay	Do.	S. Hughes.
20	Findall	Do.	Forest of Dean Iron Co.
21	Flour Mill	Bream	Arthur James Price.
22	Foxes Bridge	Newnham	Goold Brothers.
23	Great Western	Do.	Great Western Coal Co.
24	Hawkins	Coleford	Hawkins and Co.
25	Hawkwell	Do.	Chivers and Son.
26	Haywood	Cinderford	Haywood Coal Co. (Lim).
27	Hopewell Engine	Coleford	Western Counties Colliery Co. (Limited).
28	Hopewell in Wimbellow	Do.	Hopewell Company.
29	Hopewell	Ellwood	Lückes and Naah.
30	Howbeach Level	Blakeney	Blakeney and Forest of Dean Co. (Limited).
31	Howlralade	Coleford	Trotter, Thomas, and Co.
32	Kidnall's High Delf Dipple	Lydney	J. Morell's Executors.
33	Knockley Tump	Bream	Sam. Jenkins.
34	Lightmoor	Cinderford	Henry Crawshaw and Co.
35	Lydbrook	Coleford	Thos. Creswick.
36	Miles Level	Do.	Western Counties Colliery Co. (Lim.)
37	Morses Level	Blakeney	Simeon Holmes.
38	Nelson	Cinderford	Osman Barrett.
39	New Bowson	Do.	New Bowson Deep Coal Co.
40	New Fancy	Park End	Park End Coal Co.
41	New Found Gale	Coleford	Shad. Hughes.
42	Norchard Dipple	Lydney	J. Morrell's Executors.
43	Norchard Level	Coleford	Lydney and Wigpool Iron Co.
44	Oaken and Churchway	Lydney	Thomas Allaway.
45	Old Furnace Coal Level	Coleford	Trotter, Thomas, and Co.
46	Old Croft	Do.	Hough and Atkinson.
47	Old Leather Pit	Cinderford	J. Curtis.
48	Paragon	Bilson	Peter Constance.
49	Park End	Lydney	Park End Coal Co.
50	Parkhill	Coleford	Park End Coal Co.
51	Phipps' Pillowell	Lydney	Phipps and Price.
52	Pillowell Level	Do.	Lückes and Naah.
53	Pluckpenny Level	Ruardean	James A. Brain.
54	Potlid	Coleford	Shad. Hughes.

No.	Name of Colliery.	Where situated.	Owner's Name.
55	Princess Royal	Bream	Princess Royal Co.
56	Prosper Pit	Ruardean	Henry Cranstoun Adams.
57	Regulator	Ruardean	James A. Brain.
58	Resolution and Safeguard	Newnham	Henry Crawshaw and Co.
59	Ruardean Hill	Ruardean	J. Griffiths and Co.
60	Speculation	Lydbrook	Wye Colliery Co.
61	Speedwell	Coleford	Russell and Sons.
62	Standfast	Park End	Park End Coal Co.
63	Thatchpit or Independent	Coleford	Mrs. Loxley.
64	The Futterill	Do.	Western Counties Colliery Co. (Limited).
65	Trafalgar and Rose in Hand	Do.	J. B. and W. B. Brain.
66	Tuft's Level	Lydney	James Morrell's Executors.
67	Villett's Level	Coleford	Trotter, Thomas, and Co.
68	Weaver's Pitching	Bream	Morse and Sons.
69	Wall Level	Coleford	Henry Brown.
70	Wimberry	Do.	Trotter, Thomas, and Co.
71	Worrell Hill	Lydbrook	Henry Harris and Sons.

BRISTOL COAL FIELD AS FAR AS REGARDS GLOUCESTERSHIRE.

1	Brandybottom	Pucklechurch, 4 miles S. of Chipping Sodbury	Wethered and Cosham.
2	Bull Hall	} 4 miles E. of Bristol	Jefferies and Co.
3	Hole Lane		
4	Coal Pit Heath	Frampton Cotterell	Sir Greville Smith, Bart.
5	Crown	Warmley	E. L. Owen.
6	Easton	Bristol	Leonard, Boulton, and Co.
7	Fishponds	Do.	Flower.
8	Golden Valley	Bath	Aaron Brain and Co.
9	Hanham	Bristol	George Hare Leonard.
10	Kingswood	Do.	Kingswood Coal and Iron Co. (Lim.)
11	Mangotsfield	Mangotsfield	J. Brown.
12	New Cheltenham	Bristol	Chubb and Waring.
13	Parkfield	Mangotsfield	Wethered and Cosham.
14	Penywell Lane	Bristol	G. W. Harris.
15	Rangeworthy	Do.	E. L. Owen.
16	Speedwell	Bristol	Wethered and Cosham.
17	Whitehall	Do.	Leonard, Boulton, and Co.
18	Yate Works	Yate, 1 mile from Chipping Sodbury.	Long, Nowell, and Co.

SOMERSETSHIRE.

BRISTOL COAL FIELD AS FAR AS REGARDS SOMERSETSHIRE.

NETTLEBRIDGE DISTRICT.

1	Downside	Nettlebridge	W. Evans and Co.
2	Newbury	Do.	Westbury Iron and Colliery Co.
3	New Rock	Do.	Plummer and Sons.
4	Vobster (Old and New)	Do.	Stephen Steeds and Co.
5	Edford	Do.	Fussell, Walters, Brice, and Co.
6	Mells	Frome	Nash and Steeds.

RADSTOCK DISTRICT.

1	Braydown	Radstock	Wait, Savage, and Co.
2	Glandown	Do.	Charles Hollway.
3	Foxcote	Do.	Wait, Savage, Hill, and Co.
4	Huish	Do.	Do.
5	Ludlow	Do.	Countess Waldegrave.
6	Middle Pit	Do.	Do.
7	Old Welton	Do.	Mogg and Company.
8	Oyring	Do.	Countess Waldegrave.
9	Welton Hill	Do.	G. Hollway and Co.
10	Writhlington, Lower	Do.	T. Smith, Hill, and Co.
11	Do. Upper	Do.	Do.
12	Wellsay	Do.	Countess Waldegrave.

No.	Name of Colliery.	Where situated.	Owner's Name.
PAULTON DISTRICT.			
1	Ashton Vale - . - .	Close to Bristol	Ashton Vale Co. (<i>Limited</i>).
2	Bishop Sutton	Paulton	Hollwey and Co.
3	Conygre, Lower (Timsbury)	Do.	Samborne, Smith, and Co.
4	Do. Upper	Do.	Do.
5	Camerton New Pit	Do.	Mias Jarrett.
6	Do. Old Pit	Do.	Do.
7	Dean Lane	Bedminster	H. Bennett.
8	Farrington	Paulton	Hollwey and Co.
9	Fry's Bottom	Do.	Ferry and Co.
10	Grayfield	Do.	Do.
11	Malago Vale	Bedminster	Malago Vale Co.
12	Old Grove (Timsbury)	Paulton	Samborne, Smith, and Co.
13	Old Mills	Do.	Wm. Evans and Co.
14	South Liberty	Bedminster	Ashton Vale Co. (<i>Limited</i>).
15	Withy Mill (Timsbury)	Paulton	Samborne, Smith, and Co.

NAILSEA COAL FIELD.

1	Bovey Tracy - . - .	Newton	Bovey Tracy Co.
2	Nailsea Heath	Nailsea -	Chance Brothers and Co.
3	West End	Do.	Nailsea Coal and Coke Co.
4	White Oak	Do.	White Oak Colliery Co.

TWERTON DISTRICT.

1	Twerton	Bath	Bath Colliery Co. (<i>Limited</i>).
---	---------	------	---------------------------------------

MONMOUTHSHIRE.*H.M. Inspector, LIONEL BROUGH, Clifton, Bristol.**THOMAS CADMAN, Newport, Monmouth.*

1	Aberbeeg	Newport	Webb and Spittle.
2	Abercorn Works	Do.	Ebbw Vale Co. (<i>Limited</i>).
3	Abernychan Works	Ebbw Vale	Ebbw Vale Iron Company (<i>Limited</i>).
4	Arall	Newport	Letch and Cope.
5	Argoed	Tredegar	Tredegar Iron Company.
6	Argoed Upper, Holly Bush	Newport	Edmund D. Williams.
7	Barocilla	Newbridge	Cope and Letch.
8	Beaufort Works	Nantyglo	Nantyglo and Blaina Co. (<i>Limited</i>).
9	Berris	Pontypool	Temple Stroud.
10	Blaenavon Works	Pontypool	Blaenavon Iron Company.
11	Blaen Cuffin	Newport	Thomas Jones.
12	Blaendare	Pontypool	Blaendare Coal Co. (<i>Limited</i>).
13	Blaina	Newport	Nantyglo and Blaina Co. (<i>Limited</i>).
14	Bryngwyn	Do.	W. S. Cartwright.
15	Brynore Colliery	Do.	Brynore Company.
16	Bush	Newbridge.	Bush Colliery Co.
17	Cefn Llwyna	Newport	Lewis and Jenkins.
18	Cefn Nant Velin	Orumlin	A. Strood.
19	Cefn-y-Crib Mountain	Pontypool	W. E. Thomas.
20	Celyneu	Abercorn	Newport Abercorn Coal Co.
21	Church	Newport	Trustees of late Thomas Prothero.
22	Coalbrook Vale Works	Blaina	John Bladon.
23	Coedcae Tillery	Newport	P. S. Phillips.
24	Cwmtygl	Near Newport	Bedwas and Lantwit Co. (<i>Limited</i>).
25	Cwmbran	Pontypool	Patent Nut and Bolt Co.
26	Cwm Colliery	Newport	John Crook and Co.
27	Cwm Darran	Do.	Nicholas and Johnson.
28	Cwm Frwd	Pontypool	Partridge and Jones.
29	Cwm Lucu	Do.	Ebbw Vale Co. (<i>Limited</i>).
30	Cwm Nant-y-groes	Newport	Olapp and Williams.
31	Cwm Serohan	Pontypool	Brown and Bladon.
32	Cwm Tylery	Newport	South Wales Colliery Co. (<i>Limited</i>).
33	Durban	Llanhilleth, near Newport.	Thomas Phillips Price.
34	Ebbw Vale Works	Ebbw Vale	Ebbw Vale Company (<i>Limited</i>).
35	Eiled Pitt	Cwntantddu	Beynon and Co.
36	Gallydeg	Maesycwmmwr	James Partick and Co.
37	Gallydeg	Pontypool	Wm. Prosser.
38	Gally-Oave-issu	Newport	Harris, Williams, and Co.
39	Gilvach	Do.	Letch and Cope.

No.	Name of Colliery.	Where situated.	Owner's Name.
40	Gilvach Bargoed	Newport	W. Batters.
41	Glyngaer	Llanhilleth, near Newport.	B. D. Williams.
42	Glyn-Sychan	Pontypool	John and Phillips.
43	Golynos Works	Do.	William Richards.
44	Golynos	Do.	Partridge and Jones.
45	Green Wood	Newport	Temple Stroud.
46	Gwrhay and Penyvan	Do.	Roger Lewis.
47	Hafod	Abergavenny	Brecon Boat Co.
48	Hafod Van	Newport	J. Phillips Price.
49	Havodtriglod	Do.	Do.
50	Hendre Beaufort	Do.	Jas. Phillips and Co.
51	Henllis	Do.	Hill and Co.
52	Holybush	Do.	E. D. Williams.
53	Hope	Do.	Henry and Walter Powell.
54	Libanus	Blackwood	Prothero Brothers.
55	Llanarh	Aberbeeg	James Partick.
56	Llanhilleth	Newport	Powell Brothers.
57	Mamhole	Do.	Mamhole Colliery Co.
58	Maesycwmmwr Junction	Maesycwmmwr	T. Rees.
59	Milfrain Hill	Blaenavon	John Jayne.
60	Nantyglo Works	Nantyglo	Nantyglo and Blaina Co. (Limited).
61	New Place	Newport	Trustees of late Thos. Prothero.
62	Newport Abercorn	Do.	Newport Abercorn Co.
63	New Tredegar	Do.	Powell Duffryn Steam Coal Co. (Limited).
64	New Tpr Filkins	Pontllanfraith	Powell Brothers.
65	Old Cwm-dous	Newbridge	T. Stroud and Co.
66	Old Pentwyn Mawr	Newport	D. Harris and Co.
67	Old Place	Do.	Trustees of late J. Prothero.
68	Pantglaes	Do.	T. Morgan.
69	Plas Bedwelty	Do.	Trustees of late Thomas Prothero.
70	Plasycod	Pontypool	Partridge and Jones.
71	Pontypool Works	Do.	Ebbw Vale Company (Limited).
72	Price's Tylery	Newport	John Jayne.
73	Red Ash Colliery	Pontypool	Ebbw Vale Co. (Limited).
74	Rhiw Park Aberillery	Newport	William Stewart.
75	Rhos Wen	Do.	Messrs. Bevan and Pryce.
76	Rhymney Works	Do.	Rhymney Iron Company.
77	Risca Black Vein	Do.	Watts Melbourne.
78	Risca Rock Vein	Do.	Do.
79	Rock	Do.	Marsh Brothers.
80	Sirhowy Works	Do.	Ebbw Vale Co. (Limited).
81	Tillery	Maesycwmmwr	Cwmillery Colliery Co.
82	Tillery Level	Near Newport	Do.
83	Tredegar	Tredegar	Tredegar Iron Company.
84	Trellyn	Do.	J. Morgan.
85	Tunnel Level	Newport	Temple Stroud.
86	Tyr Filkins	Do.	H. and W. Powell.
87	Ty-y-berth	Glanddu	David James.
88	Varteg Hill Colliery	Pontypool	Jno. Vipond and Co. (Limited).
89	Varteg Works	Do.	Partridge and Jones.
90	Victoria Works	Newport	Ebbw Vale Co. (Limited).
91	White Rose	Do.	Powell's Duffryn Co. (Limited).

On the Edge of GLAMORGANSHIRE.

1	Aber	Rhymney	Wood and Co.
2	Brithdir	Do.	Dowlais Iron Co.
3	Carngethin	Newport	E. D. Williams and Co.
4	Cil Haul	Merthyr Tydfil	Bargoed Coal Company (Limited).
5	Darran	Bargoed	Rhymney Iron Co.
6	Deri Newydd	Rhymney	Lewis, Jones, and Lewis.
7	Energlyn	Caerphilly	Energlyn Coal Company.
8	Glan dau	Newport	Latch and Cope.
9	Gwladis	Cardiff	Bevan and Pryce.
10	Hendre Denny	Do.	Llantwit Basin Coal Co.
11	Hengoed	Do.	Thomas and Lewis.
12	Llantwit and Black Vein Colliery.	Caerphilly	Llantwit and Black Vein Coal Co.
13	Llantwit Basin	Do.	Llantwit Basin Coal Co.
14	New Rhos	Cardiff	E. D. Williams and Co.
15	Old Brithdir	Rhymney	P. T. Woodruffe and Co.
16	Rhos Llantwit	Near Caerphilly, Glamorgan.	Rhos Llantwit Coal Company.
17	Tyr Gibbwn	Caerphilly	Energlyn Company.
18	Troedyrhiw-fuch	Rhymney	David Joseph.
19	Wingfield	Gellygaer	Bevan and Price.

NORTH WALES.

H.M. Inspector, HENRY HALL, Rainhill, Prescot.

FLINTSHIRE.

No.	Name of Colliery.	Where situated.	Owner's Name.
1	Altani	Buckley, Mold	Wm. Catherall.
2	Do.	Buckley	John Prior.
3	Aston Hall	Hawarden	Aston Hall Coal Co., Limited.
4	Aston, New*	Aston	F. Thompson.
5	Bedford	Mold	Bedford Pits Colliery Co. (Limited).
6	Bettisfield	Bagillt	Bettisfield Colliery Co., Limited.
7	Black Meadow	Coed Talon	Richd. Jones and Co.
8	Broadway	Mold	Whitefield Colliery Co. (Limited).
9	Bronwhfa	Mold	Bronwhfa Colliery Co., Limited.
10	Bryn-y-Celyn	Padeswood	Leeswood Cannel and Gas Coal Co.
11	Cae Blydden	Mold	Coed Talon Colliery Co., Limited.
12	Castle Hill	Do.	Metropolitan Coal Co.
13	Cefn-y-coed	Do.	Coed Talon Colliery Co., Limited.
14	Chespaide	Hawarden	Josh. Newton.
15	Coed-llai	Padeswood	T. H. Nicholl and Co.
16	Coed Talon	Mold	Coed Talon Colliery Co., Limited.
17	Coleshill	Flint	Coleshill Colliery Co., Limited.
18	Coppa	Padeswood, Mold	Coppa Colliery Co., Limited.
19	Crossfield	Buckley, Mold	Henry Hughes.
20	Dublin Main*	Northop	Dublin Main Coal Co., Limited.
21	Eleanor	Queen's Ferry	Eleanor Colliery Co., Limited.
22	Elm*	Buckley	Geo. Watkinson and Sons, Limited.
23	Englefield	Holywell	Englefield Colliery Co., Limited.
24	Ewloe Hall	Buckley, Mold	Ed. Parry.
25	Flint Marsh	Flint	Flint Marsh Colliery Co., Limited.
26	Galchog	Northop, Flint	E. B. Gudreon.
27	Hanner	Holywell	Sir Geo. Elliot, Bart.
28	Haslewood	Coed Talon	Allcorn and Ainstie.
29	Hendre*	Mold	Nerquis Coal and Cannel Co.
30	Leeswood Green	Do.	Leeswood Cannel and Gas Coal Co. (Limited).
31	Leeswood Hill	Do.	Nowell and Harris.
32	Leeswood Main	Do.	New Leeswood Main Coal Co.
33	Lexham Green	Buckley	Wm. Hancock.
34	Little Mountain	Buckley, Mold	Little Mountain Coal, Iron, and Clay Co., Limited.
35	Mae-y-grog*	Buckley	Geo. Watkinson and Sons, Limited.
36	Main Coal	Mold	Coed Talon Colliery Co., Limited.
37	Manoot	Queen's Ferry	Josh. Wright.
38	Mold Argoed	Mold	Mold Argoed Colliery Co., Limited.
39	Mostyn Quay	Holywell	Mostyn Coal and Iron Co.
40	Mynyddisall	Mold	Henry Hull.
41	Nant Mawr	Do.	Padeswood United Cannel Coal and Iron Co. (Limited).
42	Nerquis	Do.	Nerquis Coal and Cannel Co.
43	No. 3 Colliery	Do.	Coed Talon Colliery Co., Limited.
44	Oak*	Buckley	Geo. Watkinson and Sons, Limited.
45	Oak Pits	Mold	Jacob Forrest.
46	Pentrobin	Buckley	Aston Hall Coal Co., Limited.
47	Plas Bellin	Northop, Flint	Wm. Malcomson.
48	Pontblydden	Mold	Robt. Humphreys.
49	Queen's Ferry	Hawarden	F. Thompson.
50	Rhyd-y-galed	Mold	J. J. Lynch.
51	Sandycroft	Buckley, Mold	Sandycroft Colliery Co.
52	South Buckley	Do.	South Buckley Coal and Firebrick Co., Limited.
53	Spon Green	Do.	Wm. Hancock.
54	Tryddyn Farm	Coed Talon, Mold	Flintshire Oil and Cannel Co. (Lim.)
55	Tryddyn Lodge	Coed Talon	Do.
56	Upper Argoed	Mold	Industrial Partnership Colliery Co. (Limited).
57	West Buckley	Buckley	W. Buckley Colliery Co. (Limited).
58	West Mostyn*	Holywell (Sinking)	West Mostyn Colliery Co., Limited.
59	Wern	Bagillt, Flint	David Jones.
60	Willow	Buckley	Geo. Watkinson and Sons, Limited.

DENBIGHSHIRE.

1	Acrefair	Acrefair	New British Iron Co.
2	Acton*	Wrexham	Wrexham and Acton Colliery Co. Limited.
3	Afoneitha	Rhos, Euabon	E. C. Javal and Co.
4	Bankddu	Euabon	Wm. Thomas.

* Sinking.

No.	Name of Colliery.	Where situated.	Owner's Name.
5	Bersham	Wrexham	J. G. and W. Barnes.
6	Black Park	Chirk, Ruabon	John Milne-Stott, and Co.
7	Broughton	Brymbo	W. H. Darby.
8	Brymbo	Wrexham	Do.
9	Brynkinalt	Chirk, Ruabon	Brynkinalt Colliery Co., Limited.
10	Bryn Mally	Wrexham	Thos. Clayton.
11	Bryn-y-felin	Ruabon	Lloyd, Jenkyn, and Co.
12	Bryn-y-Owen	Do.	Coalbrookdale Co.
13	Cae-pen-ty	19, King St., Wrexham	Wm. Higgins.
14	Cambrian	Ruabon	John Jackson.
15	Christionedd	Do.	E. C. Javal and Co.
16	Coed-y-Felin	Wrexham	J. J. Williams.
17	Coedpoeth	Talwrn, Wrexham	Revd. R. O. Burton.
18	Cwes Street	Ruabon	J. M. Evans.
19	Delf	Acrefair	T. H. Seacombe.
20	Erwlywd	Rhos, Ruabon	Pant Coal, Brick, and Fire Clay Co.
21	Ffrith	Wrexham	G. W. Charlwood.
22	Ffrwd	Do.	Sparrow and Poole.
23	Furnace Bank	Ruabon	Elias Clarke and others.
24	Garden Lodge	Do.	Garden Lodge Colliery Co.
25	Grosvenor	Wrexham	Grosvenor Colliery Co.
26	Gutter Hill	Ruabon	Wm. Griffiths and Co.
27	Gwersyllt	Wrexham	Thomas Clayton.
28	Hafod-y-Bweh	Ruabon	Ruabon Coal Co., Limited.
29	Legacy	Do.	Dr. Burton.
30	Llay Hall*	Wrexham	Llay Hall Coal, Iron, and Brick Co., Limited.
31	Llwynenion	Ruabon	W. C. Jones-Hussey.
32	Mount Street	Do.	John Travis.
33	Nant*	Brymbo	Westminster Brymbo Coal and Coke Co., Limited.
34	Pant Hill	Tan-y-clydd, Ruabon	Gomar Roberts.
35	Pen-y-Bryn	Ruabon	Richard Williams.
36	Pen-y-Coed	Do.	Manchester and District Co-operative Coal Co. (Limited).
37	Penbeddw	Do.	H. B. Bower.
38	Pendwllt	Wrexham	Thos. Clayton.
39	Penrhos	Penrhos	W. H. Darby.
40	Pentre-dwr	Ruabon	J. Jarvis and Co.
41	Plaebennion	Do.	Jos. Evans.
42	Plaekynaston	Do.	Buckley, Bradford, and Buckley.
43	Plasissaf	Do.	John Williams.
44	Plas Ucha	Do.	George Smith.
45	Plas-yn-delf	Do.	Ed. Jarvis.
46	Ponkey	Do.	John Griffiths and Co.
47	Rhos or Brandy	Rhos, Ruabon	Gomar Roberts.
48	Rhoslanerchrugog	Ruabon	J. G. Robinson and Co.
49	Smelt	Penrhos	W. H. Darby.
50	Square	Ruabon	Merrick Jones.
51	Sycamore	Do.	Evan Hughes.
52	Traffynant	Do.	J. C. Edwards.
53	Vauxhall	Do.	Geo. Forrester.
54	Vron	Wrexham	Vron Colliery Co., Limited.
55	Westminster	Do.	Westminster Brymbo Coal and Coke Co., Limited.
56	Wrexham	Do.	Wrexham and Acton Colliery Co., Limited.
57	Wynn Hall	Ruabon	Wm. Bertram, junior.
58	Do.	Do.	Kenrick and Sons.
59	Wynnstay	Do.	New British Iron Co.

ANGLESEY.

1	Nant*	Gaerwen	Henry Parry.
2	Nineveh*	Llanfair	M. K. Roberts.
3	Pont Marquis	Bodorgan	Richd. Griffiths.

* Sinking.

SOUTH WALES.

H. M. Inspector, THOMAS E. WALES, Swansea.
W. GALLOWAY.

PEMBROKESHIRE.

No.	Name of Colliery.	Where situated.	Owner's Name.
1	Bonvilles Court	Saundersfoot	Bonvilles Court Coal and Iron Co.
2	Canton	Haverfordwest	D. Canton.
3	Grove	Saundersfoot	Bonvilles Court Coal and Iron Co.
4	Hook	Haverfordwest	J. Powell.
5	Moroton	Saundersfoot	Saundersfoot and Tenby Coal Co.
6	Shipping	"	Do.

GAERMARTHENSHIRE.

1	Amman	Llanelly	Amman Iron Co.
2	Blaynes	Llandebie	David Lloyd and Co.
3	Bryn-Gwyn	Llanelly	Neville and Druce.
4	Cabad	"	J. Richards and Co.
5	Cae	"	Neville and Druce.
6	California	Llandebie	Norton and Co.
7	Carnant Level	Llanelly	D. Evans.
8	Carnarvon	"	Carnarvon Coal Co.
9	Capel Ifan	Ponteberem	T. Harries and Co.
10	Carway	Kidwelly	Carway Coal Co.
11	Clely	Llanelly	D. Davis.
12	Craiglow	Pembrey	Williams and Co.
13	Cross Hands	Llandebie	Norton and Co.
14	Cwm Cappel	Pembrey	Mason and Elkington.
15	Frood	Kidwelly	Chivers and Co.
16	Glynes	Llanelly	Neville and Druce.
17	Glymoch	Brynaman	D. Lloyd and Co.
18	Gorsgoch	Llanelly	Gaermarthenshire Coal and Iron Co.
19	Gorsyarnant	"	Lebrick and David.
20	Gwain-cae Gurwen	"	Gwain-cae Gurwen Coal Co.
21	Hendre	"	Hendre Coal Co.
22	Hendreforgan	Swansea Valley	Hendreforgan Coal Co.
23	Hendrewalri	Llanelly	Brynaa Coal and Steel Co.
24	Macearfan	"	Rees and Co.
25	Middle Amman	Brynaman	J. Williams.
26	New Lodge	Pembrey	New Lodge Coal Co.
27	Do.	Llanelly	Do.
28	Oldcastle	"	Neville and Druce.
29	Panttherem	Llandebie	D. Lloyd and Co.
30	Panty Ffynow	Llanelly	Do.
31	Pencoed	"	Neville and Druce.
32	Pentre Mawr	"	T. Harries and Co.
33	Plasbach	"	Roberts and Evans.
34	Pontyclere	"	Pontyclere Coal Co.
35	Pool	Pembrey	Mason and Elkington.
36	Pontheny	Llanelly	Pontheny Coal Co.
37	Pump Quart	Kidwelly	Pump Quart Coal Co.
38	Rhos	Llandebie	Carmarthen Coal and Iron Co.
39	Raven	Llanelly	Raven Coal Co.
40	Rhosamman	"	Rhosamman Coal Co.
41	Saint David's	"	Llangennech Coal Co.
42	Saint George	"	Neville and Druce.
43	Trimsaran and Slant	Kidwelly	Trimsaran Coal Co.
44	Tregob	Llanelly	Tregob Coal Co.
45	Tyrvernel	"	Tyrvernel Coal Co.
46	Woodbridge	Kidwelly	Gwendraeth Valley Coal Co.

GLAMORGANSHIRE.

1	Aber	Bridgend	Aber Coal Co.
2	Aberamman	Aberdare	Powell Duffryn Steam Coal Co.
3	Abercrave	Neath	Glabbrook and Thomas.
4	Abercwmboy	Aberdare	D. Davis and Sons.
5	Abergorki	Pontypridd	Burnyeat, Brown, and Co.
6	Do. Level	"	Do.
7	Aberorki	Pontypridd	Rhondda Merthyr Coal Co.
8	Abergwawr	Aberdare	Powell Duffryn Steam Coal Co.
9	Aberpergwn	Neath	W. Williams.
10	Aberdare Merthyr	Hirwain	Aberdare Merthyr Coal Co.

No.	Name of Colliery.	Where situated.	Owner's Name.
11	Adare - - - -	Pontypridd - -	D. Davis and Sons.
12	Altwen - - - -	Gower Road - -	Thomas Harry.
13	Avon Vale - - -	Briton Ferry - -	Palmer and Co.
14	Bedlinog - - - -	Dowlais - - - -	Dowlais Iron Co.
15	Bediwyn - - - -	Aberdare - - - -	Kenway and Co.
16	Benson's Graigola	Swansea - - - -	Cory, Yeo, and Co.
17	Berrington - - -	Penclawdd - - -	Penclawdd Lead Co.
18	Bettws Llantwit	Bridgend - - - -	Bettws Llantwit Coal Co.
19	Birchgrove - - -	Swansea - - - -	Graigola and Birchgrove Coal Co.
20	Blaencwm - - - -	Pontypridd - - -	T. Bertram.
21	Blainclydach - - -	Aberdare " - - -	Forest Iron and Steel Co.
22	Blanant Mountain	Briton Ferry - - -	Aberdare Iron Co.
23	Blaenavon - - - -	Aberdare - - - -	T. Walker.
24	Blaenrgwawr - - -	Pontypridd - - -	D. Davis and Sons.
25	Boedryngallt Pit	Pontypridd - - -	Do.
26	Do. Level	Swansea Val. - - -	Boedryngallt Colliery Co.
27	Brass Vein Drift	Neath - - - -	Ystalyfera Iron Co.
28	Brithdir - - - -	Neath - - - -	Dynevor, Duffryn, and Neath Abbey United Collieries Co.
29	Bromtill - - - -	Taibach - - - -	Vivian and Sons.
30	Bryn - - - -	Port Talbot - - -	Governor and Co. of Copper Miners.
31	Braich-y-Cymmer	Bridgend - - - -	Miller and Son.
32	Do. No. 2	" - - - -	Do.
33	Do. No. 3	" - - - -	Do.
34	Brynddowy - - - -	Neath - - - -	Dynevor, Duffryn, and Neath Abbey United Collieries Co.
35	Brynceithin - - -	Bridgend - - - -	Barrow Hematite Steel Co.
36	Bryndŷ - - - -	Swansea " - - - -	Bryndŷ Coal and Coke Co.
37	Bryn Willaeh - - -	Swansea " - - - -	H. H. Vivian, M.P.
38	Buxton - - - -	Dowlais - - - -	Dowlais Iron Co.
39	Bwllfa Drift - - -	Pontypridd - - -	Aberdare Iron Co.
40	Do. No. 3	Do. - - - -	Do.
41	Bwllfa - - - -	Aberdare " - - -	J. Brogden and Son.
42	Broad oak - - - -	Loughor - - - -	J. Banfield.
43	Brynteg - - - -	Neath - - - -	Evans and Bevan.
44	Brithwenned - - -	Pontypridd - - -	D. Thomas.
45	Do. Pit	Do. - - - -	Do.
46	Bishwell - - - -	Swansea " - - - -	Bishwell Coal Co.
47	Brass Vein - - - -	Ystalyfera - - -	Ystalyfera Iron Co.
48	Bryn Coch - - - -	Cardiff - - - -	E. Lewis.
49	Bryn Mawr - - - -	Gower Road - - -	Bryn Mawr Coal Co.
50	Brynnu Gwynnon	Bridgend - - - -	Brynnu Gwynnon Coal Co.
51	Brynnu Upper - - -	Aberdare " - - -	G. T. Price.
52	Bute - - - -	Aberdare " - - -	Aberdare Rhondda Steam Coal Co.
53	Bwllfa - - - -	Pontypridd - - -	D. Davies and Co.
54	Cadoxton - - - -	Neath - - - -	Evans and Bevan.
55	Caecam - - - -	Loughor - - - -	Henderson.
56	Cae Pridd - - - -	Swansea - - - -	Cae Pridd Coal Co.
57	Caerynidd - - - -	Tondu " - - - -	Ystalyfera Iron Co.
58	Cardu - - - -	Tondu " - - - -	Llynvi, Tondu, and Ogmore Coal and Iron Co.
59	Carn Park - - - -	Aberdare - - - -	Carn Park Coal Co.
60	Castle Level - - -	Merthyr - - - -	R. T. Crawshay.
61	Do. Pit - - - -	Do. - - - -	Do.
62	Cathelyd - - - -	Swansea " - - - -	Vivian and Sons.
63	Clay and Coal Level	Merthyr - - - -	Robt. T. Crawshay.
64	Cefn - - - -	Bridgend - - - -	Bryndŷ Coal and Coke Co.
65	Cefn Cribbur - - -	Do. - - - -	Halcolm and Buckholm.
66	Cefneithram - - -	Clydach " - - - -	L. Rees.
67	Cefnglass - - - -	Merthyr - - - -	T. B. Hepple.
68	Cefn Merthyr - - -	Hirwain - - - -	Bwllfa Colliery Co.
69	Cethin, No. 1 - - -	Merthyr - - - -	R. T. Crawshay.
70	Do. No. 2	" - - - -	Do.
71	Cwm - - - -	Do. - - - -	Do.
72	Clyne - - - -	Resolven - - - -	Welsh Steam Coal Co.
73	Clynnil, No. 1 - - -	Merthyr - - - -	Plymouth Iron Co.
74	Do. No. 2	Do. - - - -	Do.
75	Coal Brook - - - -	Loughor " - - - -	J. Richards and Co.
76	Coedcae - - - -	Merthyr - - - -	R. T. Crawshay.
77	Colliery, No. 8 - - -	Maesteg - - - -	Llynvi Vale Iron Co.
78	Colliery, No. 9 - - -	Do. - - - -	Do.
79	Colly Levels - - -	Dowlais " - - - -	Dowlais Iron Co.
80	Copper Man's - - -	Swansea - - - -	John Glassbrook.
81	Corrwg Techon - - -	Briton Ferry - - -	Corrwg Techon Coal Co.
82	Craig-y-rallt - - -	Cardiff - - - -	T. W. Booker and Co.
83	Cramlin - - - -	Briton Ferry - - -	C. Lambert.
84	Cribbwr - - - -	Bridgend - - - -	Cribbwr Coal Co.
85	Crop - - - -	Merthyr - - - -	Plymouth Iron Co.
86	Crynant - - - -	Neath - - - -	Evans and Bevan.
87	Do. - - - -	Do. - - - -	Dalglish.
88	Cwmaman - - - -	Aberdare " - - -	Cwmaman Coal Co.
89	Cwm Avon - - - -	Port Talbot - - -	Governor and Co. of Copper Miners.
90	Cwm Bach - - - -	Aberdare - - - -	Aberdare Iron Co.
91	Do. - - - -	Swansea - - - -	Cwm Bach Coal Co.

No.	Name of Colliery.	Where situated.	Owner's Name.
92	Cwmbargoed "big coal"	Dowlais	Dowlais Iron Co.
93	Cwmbrwlh	Swansea	Swansea Tin Plate Co.
94	Cwmclydach	Pontypridd	S. Thomas.
95	Cwm Cappel	Swansea	Moody Brothers.
96	Cwmdare	Aberdare	Powell Duffryn Steam Coal Co.
97	Cwmda	Neath	Dynevor, Duffryn, and Neath Abbey United Collieries Co.
98	Do.	Bridgend	Llynvi, Tondy, and Ogmores Coal and Iron Co.
99	Cwm Dws	Cardiff	W. Booker and Co.
100	Cwm Level	Morrison	Cwm Coal Co.
101	Cwmllŷn Fell	Swansea	James and Aubrey.
102	Cymmer	Pontypridd	G. Insole and Sons.
103	Cymmil, No. 2	Merthyr	Plymouth Iron Co.
104	Cwm Nant ddu, No. 1	Swansea	Swansea Steam Coal Co.
105	Cwm Nant-llwyd		Primrose Coal Co.
106	Do.	Pontardawe	Do.
107	Cwmneol	Aberdare	Powell Duffryn Steam Coal Co.
108	Cwm Pit	Merthyr	R. T. Crawshaw.
109	Do.	Swansea	John Glasbrook.
110	Cylartha	Merthyr	R. T. Crawshaw.
111	Cyfin Level	Ystalyfera	Ystalyfera Iron Co.
112	Dare	Pontypridd	D. Davies and Co.
113	Danyderri	Merthyr	Plymouth Iron Co.
114	Danygraig	Swansea	C. Lambert.
115	Dinas	Pontypridd	Coffin and Co.
116	Do. No. 3		Do.
117	Do. Lower Pit		Do.
118	Do. Middle Pit		Do.
119	Do. Isha		H. Begg.
120	Dinas Main		Dinas Main Coal Co.
121	Drincood	Bridgend	Drincood Coal Co.
122	Duffryn, High	Aberdare	Powell Duffryn Steam Coal Co.
123	Do. Lower, Upper Pit		Do.
124	Do. Do. Low Pit		Do.
125	Do. Middle		Do.
126	Do. Old		Do.
127	Do. Rhondda	Maesteg	Duffryn Rhondda Coal Co.
128	Do. Deep	Mountain Ash	Nixon, Taylor, and Co.
129	Duffryn Main	Neath	Dynevor, Duffryn, and Neath Abbey United Collieries Co.
130	Dunraven Adare		Dunraven Adare Coal Co.
131	Do. South	Pontypridd	London and S. Wales Steam Coal Co.
132	Dwllys	Penciswdd	H. Morris and Co.
133	Edwards Pit	Pontypridd	D. Davies and Co.
134	Ely Merthyr		Ely Merthyr Coal Co.
135	Emilly	Llansamlet	Jones and Saunders.
136	Feeder's Drift	Ystalyfera	Ystalyfera Iron Co.
137	Ferndale, No. 1	Pontypridd	D. Davis and Sons.
138	Do. No. 2		Do.
139	Fforchamion	Aberdare	Powell Duffryn Steam Coal Co.
140	Fforch Neol		R. Bevan.
141	Fire Engine	Neath	Dynevor, Duffryn, and Neath Abbey United Collieries Co.
142	Forest	Swansea	John Glasbrook.
143	Do. Level	Aberdare	Nixon, Taylor, and Co.
144	Forchdwm	Briton Ferry	Welsh Freehold Colliery Co.
145	Forge Pit	Aberdare	Aberdare Iron Co.
146	Four-foot Level	Hirwain	Aberdare Rhondda Steam Coal Co.
147	Foxhole	Swansea	Foxhole Coal Co.
148	Gadlys	Aberdare	Gadlys Iron Co.
149	Garth	Bridgend	Llynvi, Tondy, and Ogmores Coal and Iron Co.
150	Do.	Swansea	John Glasbrook.
151	Gelli	Pontypridd	Gelli Coal Co.
152	Gellygaer		Powell's Gellygaer Coal Co.
153	Gellymaclog	Merthyr	Plymouth Iron Co.
154	Gilfach	Pontypridd	Glamorgan Coal Co.
155	Do. No. 1		Do.
156	Do. Pit		Do.
157	Gilfach Coch		Glamorgan Coal Co.
158	Gillyseron	Maesteg	W. Rees.
159	Gilwn	Ystalyfera	Ystalyfera Iron Co.
160	Glygwillim	Pontypridd	T. Bertram.
161	Glyncorrwg, No. 1	Briton Ferry	Glyncorrwg Coal Co.
162	Do. No. 2		Do.
163	Glynageor	Pontypridd	H. K. Jordan.
164	Goitre	Talbach	Vivian and Sons.
165	Graig	Merthyr	Plymouth Iron Co.
166	Do.	Swansea	— Maddock.
167	Do.	Aberdare	J. Breidden and Sons.
168	Do.	Swansea	John Glasbrook.
169	Do. Merthyr	Swansea Vale	Cory, Yeo, and Co.
170	Grawerth	Merthyr	Plymouth Iron Co.
171	Greenway	Neath	Dynevor, Duffryn, and Neath Abbey United Collieries Co.
172	Great Western	Pontypridd	Great Western Coal Co.

No.	Name of Colliery.	Where situated.	Owner's Name.
173	Gorwydd	Swansea	Alfred Sterry.
174	Gwacławdd	Ystalyfera	Ystalyfera Iron Co.
175	Gwawr	Aberdare	H. Davies.
176	Gwynawn	Clydach	Hill and Nicholas.
177	Glynvach	Pontypridd	G. Insole and Sons.
178	Graigola Six-Foot	Clydach	Cory, Yeo, and Co.
179	Groves End	Pontardulais	Groves End Coal Co.
180	Gun Pit and Duffryn	Bridgend	Llynvi, Tondy, and Ogmere Coal and Iron Co.
181	Harris Navigation	Quaker's Yard	Harris Navigation Steam Coal Co. (Limited).
182	Hafod	Pontypridd	T. Jones.
183	High Duffryn	Aberdare	Powell Duffryn Steam Coal Co.
184	Llan	Pontypridd	T. W. Booker and Co.
185	Llanelay	Llantrissant	Loftus Iron Co.
186	Do.	Do.	Do.
187	Llandbanddu	Pontypridd	— Crosslitt.
188	Llanmarlais	Penclawdd	Llanmarlais Coal and Coke Co.
189	Llantwit Red Ash	Llantrissant	Coed Cae Coal Co.
190	Llancah	Pontypridd	Powell's Gellygaer Coal Co.
191	Lletty Shenkin	Aberdare	Buryeast, Brown, and Co.
192	Llwynoelyn	Pontypridd	H. Thomas.
193	Llyn-y-pia, No. 2	Do.	Glamorgan Coal Co.
194	Do. No. 3	Do.	Do.
195	Llanharrow	Llantrissant	Llanharrow Coal Co.
196	Do. South	Do.	South Llanharrow Coal Co.
197	Llynvi Valley	Bridgend	Llynvi Vale Coal Co.
198	Long Worth	Dowlais	Dowlais Iron Co.
199	Maesteg Patch	Bridgend	Llynvi, Tondy, and Ogmere Coal and Iron Co.
200	Do. Duffryn	Do.	Do.
201	Do. Merthyr	Do.	Do.
202	Maes y Marchog	Neath	Maes y Marchog Coal Co.
203	Maindy	Pontypridd	D. Davies and Co.
204	Mansel	Swansea	Cwmfelin Tin Plate Co.
205	Merthyr Dare	Aberdare	J. Brogden and Sons.
206	Do. Valley	Merthyr	Nixon, Taylor, and Co.
207	Morfa	Talbach	H. H. Vivian, M.P.
208	Mountain	Neath	A. Sterry.
209	Mountain Level, Nos. 1 & 2	Merthyr	Plymouth Iron Co.
210	Mynydd Newydd	Swansea	Vivian and Sons.
211	Mynyddbach-y-glo	Do.	Landore Tin Plate Co.
212	Nantgarw Llantwit	Pontypridd	L. Williams.
213	Navigation	Aberdare	Nixon, Taylor, and Co.
214	Newbridge	Pontypridd	Newbridge Rhondda Coal Co.
215	Nonine	Aberdare	Aberdare Iron Co.
216	New Forest	Briton Ferry	M. Reynolds.
217	North	Bridgend	London and South Wales Steam Coal Co.
218	North Llantwit	Pontypridd	Powell's Red Ash Coal Co.
219	New Cymmer	Do.	D. Joseph.
220	Do.	Do.	Do.
221	Oakwood	Bridgend	Maesteg Merthyr Coal Co.
222	Do.	Port Talbot	Governor and Co. of Copper Miners.
223	Onllwyn	Neath	Onllwyn Coal Co.
224	Original	Merthyr	Plymouth Iron Co.
225	Palley	Swansea Vale	J. Deere.
226	Pantyrain Four Feet	Dowlais	Dowlais Iron Co.
227	Park	Aberdare	Aberdare Iron Co.
228	Do.	Aberdare Rhondda Steam Coal Co.	Aberdare Rhondda Steam Coal Co.
229	Do.	Briton Ferry	Grenfell and Son.
230	Do.	Pontypridd	D. Davies and Co.
231	Park Slip	Bridgend	Llynvi, Tondy, and Ogmere Coal and Iron Co.
232	Penallta Level	Do.	G. E. Beddoe.
233	Penclawdd	Swansea	Amman Coal Co.
234	Pennydarren, No. 1	Dowlais	Dowlais Iron Co.
235	Do. No. 2	Do.	Do.
236	Penrhin	Glyn Neath	P. Rees.
237	Penrhwiwr	Pontypridd	Glamorgan Coal Co.
238	Do. Level	Do.	Do.
239	Penrhwi-Criber	Aberdare	Penrhwi-Criber Navigation Steam Coal Co.
240	Pentre	Swansea	Vivian and Sons.
241	Do.	Pontypridd	Cardiff and Swansea Smokeless Steam Coal Co.
242	Pentrefelin	Swansea	Vivian and Sons.
243	Penllwynmarch	Do.	Thomas Evans and Co.
244	Penyard Level	Merthyr	Plymouth Iron Co.
245	Penygraig	Pontypridd	Penygraig Coal Co.
246	Penyhapel	Cardiff	T. Thomas.
247	Penydarran, No. 1	Merthyr	Dowlais Iron Co.
248	Do. No. 2	Do.	Do.
249	Penygraig Level, No. 2	Pontypridd	Penygraig Coal Co.
250	Do. Pit, No. 3	Do.	Do.
251	Pinkney	Penclawdd	Penclawdd Lead Co.
252	Plasmari	Swansea	John Glassbrook.

No.	Name of Colliery.	Where situated.	Owner's Name.
263	Plymouth	Merthyr	Plymouth Iron Co.
264	Ponthygleison	Pontypridd	— Griffiths.
265	Primrose	Merthyr	Primrose Coal Co.
266	Resolven	Neath	Cardiff and Swansea Smokeless Steam Coal Co.
267	Rhondda Merthyr	Pontypridd	Rhondda Merthyr Coal Co.
268	Do. Mountain	Glyn Neath	Rhondda Mountain Coal Co.
269	Rhydding	Neath	Evans and Bevan.
260	Rhyd-yr-helig	Cardiff	T. W. Booker and Co.
261	Rhydwaun	Aberdare	Rhydwaun Coal Co.
262	Rica	Pontypridd	Rica Llantwit Coal Co.
263	River Level Pit	Aberdare	Aberdare Iron Co.
264	Round	Llansamlet	Jones and Saunders.
265	Seven Sisters	Neath	Evans and Bevan.
266	Sisters	Swansea	Graigola and Birchgrove Coal Co.
267	South Pit, No. 2	Merthyr	Plymouth Iron Co.
268	Squborwen	Aberdare	Samuel Thomas.
269	Swan	Briton Ferry	Grenfell and Sons.
270	Synborwen	Aberdare	S. Thomas.
271	Talcyn	Pondardulais	Thomas and Co.
272	Taibach	Merthyr	Plymouth Iron Co.
273	Do. South, No. 2	Do.	Do.
274	Tanyrheol	Swansea	G. Thomas and Son.
275	Tewgoed	Taibach	Margam Tin Plate Co.
276	Tophill	Pontypridd	W. Cartwright.
277	Tor Cefn	Neath	Evans and Bevan.
278	Torymynydd	Briton Ferry	D. Jenkins.
279	Trelan	Pontypridd	Trelan Coal Co.
280	Troedyrhiw	Do.	Troedyrhiw Coal Co.
281	Tunnel, North	Dowlais	Dowlais Iron Co.
282	Do. South	Do.	Do.
283	Do. Pit	Aberdare	Aberdare Iron Co.
284	Tydu	Pontypridd	W. W. Lewis.
285	Tychafach	Do.	Hugh Begg.
286	Tylacoch	Do.	Tylacoch Coal Co.
287	Tynant	Do.	Powell's Llantwit Coal Co.
288	Tyndalwm Levels	Merthyr	Plymouth Iron Co.
289	Tynewydd	Tondu	Llynvi, Tondy, and Ogmoro Coal and Iron Co.
290	Typica	Bridgend	— Daniels.
291	Tyrcenol	Swansea	John Glassbrook.
292	Tyr Glandwr	Do.	Thomas Evans and Co.
293	Tywith	Bridgend	Llynvi, Tondy, and Ogmoro Coal and Iron Co.
294	Voiglarf	Swansea	Thomas Evans and Co.
295	Vochriw, No. 1	Dowlais	Dowlais Iron Co.
296	Do. No. 2	Do.	Do.
297	Wain	Merthyr	Plymouth Iron Co.
298	Wainywood	Pontardawe	Primrose Coal Co.
299	Weir	Swansea	D. H. Rees.
300	Welsh Steam Coal	Neath	Welsh Steam Coal Co.
301	Wemallt	Neath	Aberdulais Tin Plate Co.
302	Wernf	Neath	Heath, Evans, and Co.
303	Wernpistill	Aberdare	Wernpistill Coal Co.
304	Western Merthyr	Briton Ferry	Nixon and Bell.
305	West Rhondda	Clydach	West Rhondda Coal Co.
306	West Swansea	Bridgend	West Swansea Coal Co.
307	Westernmoor	Swansea	— Evans.
308	Weylach	Neath	Landore Siemens Steel Co.
309	Worcester	Swansea	Do.
310	Wyndham	Tondu	Llynvi, Tondy, and Ogmoro Coal and Iron Co.
311	Ynisawdre	Bridgend	Ynisawdre Coal Co.
312	Ynisarwed	Neath	Ynisarwed Coal Co.
313	Yniscedwyn, No. 1	Tondu	Yniscedwyn Coal Co.
314	Ynisfeio	Pontypridd	Ynisfeio Coal Co.
315	Yniahir	Do.	Thomas Jones.
316	Ynigeinow	Ystalyfera	Victoria Coal Co.
317	Ynispennilwch	Glais	D. Davis and Sons.
318	Ystradgynlais	Swansea Valley	Ystradgynlais Coal Co.
319	Do. No. 2	Do.	Do.

BRECKNOCKSHIRE.

1	Cwmpbill	Brecon	Ynyscedwyn Coal and Iron Co.
2	Engine	Ystalyfera	Do.
3	Hendreladis Old Pit	Do.	Do.
4	Do. New Pit	Do.	Do.
5	Wern, No. 4 Level	Do.	Ystalyfera Iron Co.
6	Wernclawd	Do.	Do.
7	White Vein Level	Brecon	Ynyscedwyn Coal and Iron Co.
8	Ynigeinow	Ystalyfera	Ynigeinow Coal Co.

SCOTLAND.

WESTERN DISTRICT, comprising the Counties of Ayr, Dumfries, Dumbarton, Renfrew, West Division of Stirling, and the Lower Ward and Parish of Old Monkland in Lanarkshire.

Inspector, WILLIAM ALEXANDER, Glasgow.

No.	Name of Colliery.	Where situated.	Owner's Name.
LANARKSHIRE.			
GLASGOW DISTRICT.			
1	Aitkenhead	Glasgow	George Crookstone.
2	Balgray	Maryhill	Robert Addie and Sons.
3	Balornock	Bishop Briggs	James Dunlop and Co.
4	Bishop Briggs	Bishop Briggs	William S. Dixon.
5	Blackhill	Maryhill "	Summerlee Iron Co.
6	Cadder	Bishop Briggs	Carron Iron Company.
7	Cambuslang	Cambuslang	A. Russell.
8	Eastfield	Rutherglen	T. G. Buchanan.
9	Ferne	Cambuslang	James Fairrie.
10	Flemington	Cambuslang	Flemington Coal Co.
11	Fullarton	Maryhill "	James Dunlop and Co.
12	Gilshochill	Glasgow	Summerlee Iron Co.
13	Govan	Cambuslang	William S. Dixon.
14	Hallside	Partick	James Dunlop and Co.
15	Jordanhill	Bishop Briggs	Monkland Iron Co.
16	Kenmure	Cambuslang	Summerlee Iron Co.
17	Newton	Springburn	James Dunlop and Co.
18	Possil	Rutherglen	Doig and McNeil.
19	Stonelaw	Cambuslang	J. K. Reid.
20	Wellshot	"	Dunn Brothers.
21	Westburn	"	R. Forrester.

BAILLIESTON AND SHETTLERSTON DISTRICT.

1	Baillieston	Baillieston	Wm. Young and Co.
2	Barrachnie	"	Do.
3	Bogside	"	John Reid.
4	Bracehead	"	Dunn Brothers.
5	Bredisholme	"	Do.
6	Burnt Broom	Mount Vernon	Do.
7	Calderbank	Baillieston	Provanhall Coal Co.
8	Cardowan	Shettleston	A. Yeats and Co.
9	Craigend	"	Blackwood and Co.
10	Drumpark	Baillieston	Drumpark Coal Company.
11	Dungeonhill	Shettleston	Robert Robson.
12	Ellismuir	Baillieston	Provanhall Coal Co.
13	Gartoraig	Shettleston	A. Yeats and Co.
14	Garthamloch	Baillieston	Provanhall Coal Co.
15	Glenduffil	"	Mr. Brand.
16	Greenfield	Shettleston	McNair, Stokes, and Dixon.
17	Heatheryknowe	Baillieston	Heatheryknowe Coal Co.
18	Kenmuir	Tolcross	James Dunlop and Co.
19	Kenmuirhill	"	John Horne.
20	Lightburn	Shettleston	Alexander Rankine.
21	Mainhill	Baillieston	Wm. Baird and Co.
22	Netherhouse	"	John Young.
23	Over Possil	Bishop Briggs	W. Wallace and Co.
24	Provanhall	Baillieston	Provanhall Coal Co.
25	Wester Hawhill	"	Ferrier and Strain.
26	Westmuir	Shettleston	Robert Gray and Co.

No.	Name of Colliery.	Where situated.	Owner's Name.
AIRDRIE AND COATBRIDGE DISTRICT.			
1	Cairnhill	Airdrie	Wm. Baird and Co.
2	Calder Ironworks	Coatbridge	W. S. Dixon.
3	Clifton Hill	"	Cliftonhill Coal Company.
4	Coats	"	Thomas Jackson.
5	Drumpeller	"	Drumpeller Coal Co.
6	Do.	"	Summerlee Iron Co.
7	Dundyvan	"	Drumpeller Coal Co.
8	Espieside	"	Wm. Baird and Company.
9	Faskine	Airdrie	Do.
10	Gartgill	Coatbridge	Do.
11	Gartaherrie	"	Do.
12	Gunnie	"	Do.
13	Kirkwood	"	John Hendrie.
14	Do.	"	Summerlee Iron Co.
15	Monkland	Airdrie	Monkland Iron Co.
16	Palaeocraig	"	Wm. Baird and Company.
17	Phosnix	Coatbridge	John Spencer.
18	Rosehall	"	Robert Addie and Sons.
19	Souterhouse	"	Pettigrew and Co.
20	Summerlee	"	Summerlee Iron Co.
21	Sunnyside	"	Wm. Baird and Company.

AYRSHIRE.**AYR, DALMELLINGTON, AND GIRVAN DISTRICT.**

1	Annbank	Ayr	J. T. Gordon.
2	Berganie	Maybole	M'Harris and Couper.
3	Beoch	Dalmellington	Dalmellington Iron Company.
4	Carbleston	Coylton	Do.
5	Chalmersston	Dalmellington	Do.
6	Corsehill	Coylton	Shedden and Co.
7	Craigmark	Dalmellington	Dalmellington Iron Company.
8	Dalharco	"	Do.
9	Dalquharran	Maybole	Hon. T. F. Kennedy.
10	Dalzielale	"	Jas. Couper.
11	Duchray	Coylton	J. Bryden and Co.
12	Garrlochill	"	Shedden and Co.
13	Kerse	"	Merry and Cunningham.
14	Knockshinnoch	"	Do.
15	Smithston	Patna	Dalmellington Iron Company.
16	Sundrum	Ayr	J. T. Gordon.

IRVINE, KILWINNING, AND DALRY DISTRICT.

1	Alnwick Lodge	Dreghorn	Merry and Cunningham.
2	Ardeer Ironworks	Stevenstone	Do.
3	Armsheugh	Irvine	Do.
4	Auchinharvie	Saltcoats	Kenneth and Whitefield.
5	Bartonholm	Kilwinning	Eglinton Iron Company.
6	Blair Ironworks	Dalry	Do.
7	Boutreahill	Dreghorn	Finnie and Finlay.
8	Bridge End	Kilwinning	W. McDonald and Co.
9	Burgh	Irvine	J. Paterson and Co.
10	Caldwell	Beith	Armour and Fulton.
11	Cauldhame	Kilmarnock	A. Finnie and Sons.
12	Coalheugh Glen	Dalry	T. Oliphant.
13	Courthill	"	Merry and Cunningham.
14	Cranberry	Kilwinning	Etchels and Walker.
15	Crossroads	Dalry	B. Dunsmuir.
16	Doura	Irvine	Barr and M'Jannet.
17	Eglinton	Kilwinning	A. Kenneth and Sons.
18	Eglinton Ironworks	"	Eglinton Iron Company.
19	Fergushill	"	A. Finnie and Sons.
20	Garthland	Lochwinnoch	M'Dowall.
21	Glenarnock Ironworks	Kilbride	Merry and Cunningham.
22	Goldcraig	Kilwinning	Mr. Napier.
23	Monkridden	"	Fulton and Armour.
24	Mount Carr	"	Eglinton Iron Company.
25	Perceon	Irvine	J. and M. Craig.
26	Redburn	Kilwinning	Eglinton Iron Company.
27	Redstone	"	Fulton and Armour.
28	Roughwood	Beith	Merry and Cunningham.
29	Shewalton	Irvine	Gilmour, Wood, and Anderson.
30	Springhill	Kilmarnock	A. Finnie and Sons.
31	Springside	Irvine	A. Kenneth and Sons.
32	Stevenstone	Stevenstone	Merry and Cunningham.
33	Swindridgemuir	Beith	Do.

No.	Name of Colliery.	Where situated.	Owner's Name.
KILMARNOCK AND GALSTON DISTRICT.			
	Ashyard	Galston	Eaglesham and Dunlop.
2	Bankhead	"	Eglinton Iron Company.
3	Barleith	Hurlford	John Galloway.
4	Bogside	Kilmarnock	Jas. Dickie and Co.
5	Bonnyton	"	John Gilmour and Co.
6	Burn Bank and Ladyton	Galston	Boyd, Gilmour, and Co.
7	Busbie	Kilmarnock	A. Finnie and Sons.
8	Carnilbank	"	A. Finnie and Son.
9	Caprington	"	W. S. Cunningham.
10	Dollar	Hurlford	John Galloway.
11	Drummuir	Dreghorn	Merry and Cunningham.
12	Dykehead	Hurlford	Eglinton Iron Company.
13	East Thornton	Kilmarnock	A. Finnie and Son.
14	Galston	Galston	John Horne.
15	Gauchalland	"	Gauchalland Coal Co.
16	Goatfoot	"	Boyd, Gilmour, and Co.
17	Grange	Kilmarnock	E. Yeats and Co.
18	Grougar	"	Eglinton Iron Company.
19	Hayside	"	J. Osler and Co.
20	Hillhead	"	J. and M. Craig.
21	Holmes	Galston	John Horne.
22	Hurlford	Hurlford	John Howie.
23	Do.	"	Allan, Gilmour, and Co.
24	Kilmarnock	"	A. Finnie and Son.
25	Loudon	Galston	Eglinton Iron Co.
26	Maxwood	"	Maxwood Coal Co.
27	Mayfield	Hurlford	Allan, Gilmour, and Co.
28	Overton	Dreghorn	Merry and Cunningham.
29	Paddocklaw	"	Do.
30	Plan	Kilmarnock	John McKnight.
31	Portland	Hurlford	Allan, Gilmour, and Co.
32	Portland Ironworks	"	Eglinton Iron Company.
33	Warrickhill	Dreghorn	Merry and Cunningham.
34	West Thornton	Kilmarnock	A. Finnie and Son.
35	Woodhill	"	Merry and Cunningham.

CUMNOCK AND MUIRKIRK DISTRICT.

1	Ashieburn	Muirkirk	Barr and Co.
2	Auldhouseburn	"	Do.
3	Ballochmyle	Auchinleck	William Walker.
4	Bank	N. Cumnock	Bank Coal Co.
5	Coalburn	Cumnock	Jas. McNicol.
6	Common	"	Eglinton Iron Co.
7	Crossberry	"	Do.
8	Crossflat	Muirkirk	Barr and Co.
9	Cumnock	Cumnock	Eglinton Iron Company.
10	Garallan	"	Jas. Eaglesham.
11	Gilmilnecroft	Auchinleck	Gilmour, Wood, and Anderson.
12	Glenbuck	Muirkirk	Barr and Co.
13	Do.	"	Eglinton Iron Company.
14	Glenlochan	Cumnock	Do.
15	Lanemark	N. Cumnock	Lanemark Coal Company.
16	Lightshaw	Muirkirk	Eglinton Iron Co.
17	Lugar Ironworks	Cumnock	Do.
18	Maidenbank	Muirkirk	Do.
19	Mansfield	N. Cumnock	James Gray.
20	Pathhead	"	Archd. Gray and Company.
21	S. Boig	"	Lanemark Coal Company.
22	Stottencleugh	Muirkirk	Eglinton Iron Co.
23	Strade	N. Cumnock	Lanemark Coal Company.
24	Wellwood	Muirkirk	Eglinton Iron Co.

STIRLINGSHIRE, WESTERN DIVISION.

1	Alva	Alva	James Johnstone.
2	Auchinbowie	Stirling	Buchanan and Forsyth.
3	Auchinrivoek	Kilsyth	M. M'Gregor.
4	Balglass	Lennoxtown	James Allan.
5	Balgrochan	"	John Kirk.
6	Balmalloch	Kilsyth	Brown and Bennie.
7	Banknock	Banknock	Wm. Wilson.
8	Bannockburn	Bannockburn	J. Johnstone.
9	Bantone	Kilsyth	Carron Co.

No.	Name of Colliery.	Where situated.	Owner's Name.
10	Barrwood	Kilayth	W. Baird and Company.
11	Campsie	Lennoxtown	Hurler and Campsie Alum Co.
12	Coney Park	Kilayth	John Barr.
13	Cowie	Bannockburn	Cameron and Hutton.
14	Dennymill	Denny	Robert Addie and Sons.
15	Dunmore	Stirling	Moyes, Murray, and Co.
16	East Plean	Bannockburn	East Plean Coal Co.
17	Glorrat	Lennoxtown	John Lynch.
18	Greenyards	Bannockburn	William Rattray.
19	Highland Park	Kilayth	Brown and Rennie.
20	Inglestone	Denny	Wm. Baird and Co.
21	Kilayth	Kilayth	Do.
22	Neilston	"	James Wallace and Co.
23	Queensie	"	J. Bow and Company.
24	Riskend	"	Wm. Baird and Company.
25	Townhead	"	Do.
26	Twechar	"	Do.
27	West Plean	Bannockburn	R. Brown.

DUMBARTONSHIRE.

1	Baljafray	Duntocher	James Young and Sons.
2	Blairdardie	"	Merry and Cunningham.
3	Braes O'Yettis	Kirkintilloch	Barr and Co.
4	Croy	Kilayth	Wm. Baird and Co.
5	Drumchapel	Duntocher	Merry and Cunningham.
6	Garscauden	"	Do.
7	Garscube	Maryhill "	M'Nair, Stokes, and Dixon.
8	Gartshore	Kilayth	Wm. Baird and Co.
9	Knightewood	Maryhill	Summerlee Iron Co.
10	Meiklehill	Kirkintilloch	Jas. Gairdner and Sons.
11	Netherwood	Cumbernauld	Miller, Cumming, and Martin.
12	Solegirth	Kirkintilloch	Barr and Co.

RENFREWSHIRE.

1	Blackstone	Paisley	Allan Craig and Sons.
2	Do. . . .	"	W. Black.
3	Barbush	Johnstone "	W. S. Dixon.
4	Clippins	"	Merry and Cunningham.
5	Corkerhill	Pollockshaws	J. Wilson.
6	Fulton	Johnstone	J. Liddell and Co.
7	Ibrox	Govan	W. S. Dixon and Co.
8	Inkerman	Johnstone	Merry and Cunningham.
9	Linnwood	"	Jas. Anderson.
10	Nitahill	Hurler	Nitahill Coal Co.
11	Quarrelton	Johnstone	Lud. Houston.
12	Southbar	Paisley	J. and T. Shaw.
13	Titwood	Pollockshaws	J. Wilson.
14	West Hurler and Townhead	Hurler	J. Wilson and Sons.

ARGYLESHIRE.

1	Drumlemble	Campbelton	J. Smellie and Son.
---	--------------------	--------------------	---------------------

DUMFRIESSHIRE.

1	Cairnburn	Sanquhar	Misses Whygham.
2	Canonbie	Canonbie	Duke of Buccleuch.
3	Drumbule	Sanquhar	Misses Whygham.
4	Gateaide	"	Do.

EASTERN DISTRICT, comprising Eastern Division of Lanarkshire, Fifeshire, Clackmannanshire, Haddingtonshire, Edinburghshire, Linlithgowshire, part of Stirlingshire, Peeblesshire, and Perthshire.

Inspector, RALPH MOORE.
J. T. ROMSON.

EASTERN DIVISION OF LANARKSHIRE.

No.	Name of Colliery.	Where situated.	Owner's Name.
1	Airdrie and Chapelside	New Monkland	Perrier and Strain.
2	Airdriehill	"	Wm. Black and Sons.
3	Arden	"	Do.
4	Avonhead	"	Shotts Iron Co.
5	Do.	"	Glasgow Steam Coal Co.
6	Ballotine	"	John Robertson and Son.
7	Barblines	"	Robert Weir and Sons.
8	Bells Dyke	"	Bells Dyke Coal Co.
9	Blackrigg	"	Blackrigg Coal Co.
10	Broomfield	"	Wm. Adam.
11	Brownieside	"	Wm. Black and Sons.
12	Do.	"	Shotts Iron Co.
13	Brownrigg	"	Brownrigg Coal Co.
14	Do.	"	Drumgray Coal Co.
15	Chapelhall	"	Monkland Iron Co.
16	Cotton Mill	"	Thos. Ellis.
17	Dalmacoulter	"	Thos. Jackson.
18	Darnavill and Grayfigg	"	Pat. Bankine.
19	Drumbowie	"	Alex. Waddell.
20	Drumgray	"	Drumgray Coal Co.
21	Drumshangie	"	Drumshangie Coal Co.
22	Dryflat	"	Dryflat Coal Co.
23	Dunston	"	Marshall Bros.
24	Dykehead	"	Henry Walker.
25	Easter Glentore	"	T. A. McFarlane.
26	East Greengairs	"	Drumgray Coal Co.
27	Fairy Bank	"	Wm. Miller.
28	Gartness	"	Ormiston and Co.
29	Glentore	"	J. and E. Robinson.
30	Greengairs	"	J. Russell.
31	Greendykeside	"	Robt. Forrester.
32	Koppyre	"	J. Nimmo and Co.
33	Lochend and Longrigg	"	Do.
34	Meadowfield	"	Wm. Black and Sons.
35	Monkland	"	Monkland Iron Co.
36	Pealpotts	"	Marshall Bros.
37	Raebog	"	J. A. McCallum.
38	Rawyards	"	Addie, Gavin, and Co.
39	Do.	"	Rawyards Coal Co.
40	Riggend	"	J. Napier.
41	Roadside	"	James Ross.
42	Rochales, East	"	Hume and McAllister.
43	Rochalloch	"	Geo. Cowie and Sons.
44	Rougheraig	"	Wm. Forgyth.
45	Roughrigg	"	Robt. Forrester.
46	Southfield	"	W. Black and Sons.
47	Springwell	"	James Simpson.
48	Thraashush	"	Thomas Ellis.
49	West Arbuckle	"	John MacMeekin.
50	West Drumgray	"	John Young and Co.
1	Allanshaw	Hamilton	John Sneddon and Co.
2	Allanton	"	Austine and Co.
3	Bent	"	Bent Colliery Co.
4	Bog	"	Hamilton, Macculloch, and Co.
5	Cadson	"	Cadson Coal Co., Limited.
6	Dyke Head	"	Summerlee Iron Co.
7	Do.	"	Robt. Ure.
8	Eddlewood	"	Lacour, Watson, and Simpson.
9	Fairholm	"	Glasgow Iron Co.
10	Fernigarr	"	A. Russell.
11	Greenfield	"	Hamilton Coal Co.
12	Haughhead	"	Merry and Cunningham.
13	Home Farm	"	Hamilton, McCallum, and Co.
14	Merryton	"	Merryton Coal Co.

No.	Name of Colliery.	Where situated.	Owner's Name.
15	Motherwell	Hamilton	Jno. Watson.
16	North Motherwell	"	Merry and Cunninghame.
17	Quarter	"	Colin Dunlop and Co.
18	Udston	"	Dunn and Ure.
1	Auchinheath	Lesmahagow	Jas. Ferguson's Trustees.
2	Do.	"	Nilshill and Lesmahagow Coal Co.
3	Auchlockan and Stockbriggs	"	Colin Dunlop and Co.
4	Bankend	"	Monkland Iron Co.
5	Blackwood	"	Lesmahagow Coal Co.
6	Craignethan	"	Craignethan Iron Co.
7	Garralwood	"	Lesmahagow Coal Co.
1	Benhar	Shotts	Benhar Coal Co. (<i>Limited</i>).
2	Do.	"	Robt. Addie and Sons.
3	Black Hill	"	Chas. Thompson.
4	Bowhousebog	"	Barr and Higgins.
5	Calder Head	"	Jas. Darling.
6	Cleeland	"	Omoa and Cleeland Coal Co.
7	Duntilland	"	Marshall Bros.
8	Dyke-head	"	Lecour and Watson.
9	Greenhill	"	Robert Young.
10	Hawkwoodburn	"	Jon. Hyslop.
11	Knownoble	"	Jas. Dick.
12	Knowton	"	R. E. Horn.
13	Langtyres	"	Omoa Coal and Iron Co. (<i>Limited</i>).
14	Do.	"	Barr and Higgins.
15	Linridge	"	Robt. Forrester.
16	North Linrig	"	Barr and Marshall.
17	Do.	"	Barr and Higgins.
18	Shaws	"	Macintyre and Anceill.
19	Shotts	"	Shotts Iron Co.
20	Spindlebrides	"	Monkland Iron Co.
21	Spring Bank	"	Springbank Coal Co.
22	West Badallan	"	West Badallan Coal Co.
23	Westwood	"	Barr and Higgins.
24	Wyndodge	"	Omoa and Cleeland Coal Co.
1	Ashgill	Dalsert	And. Spencer.
2	Auldton	"	Do.
3	Broom Hill	"	Reid Brothers.
4	Canderside	"	Scott and Neish.
5	Cornsilloch	"	N. Cochrane and Co.
6	Longlee	"	Lesmahagow and Longlee Coal Co.
7	Marlage	"	James Sym.
8	Netherburn	"	Smith and Gray.
9	Overdalsert	"	James Barr.
10	Raploch	"	Trustees of James Frew.
11	Shawsburn	"	And. Spencer.
12	Skellyton	"	Alex. Smith.
13	Swinhill	"	Miller and Rogers.
14	Woodside and Hill	"	Jas. Smith and Sons.
1	Blantyre	Blantyre	W. Dixon (<i>Limited</i>).
1	Brownlee	Carluke	Archd. Russell.
2	Castlehill and Kingahaw	"	Shotts Iron Co.
3	Halleraig	"	Coltness Iron Co.
4	Law	"	Jno. Wilson.
5	Maudslie	"	Jas. Waddell.
6	Milton Lockhart	"	Shotts Iron Co.
7	Shawfield	"	Jno. Wilson.
8	Stockwell	"	W. Gilchrist and Son.
9	Stravenhouse	"	Jas. Thornton.
10	Waterlands	"	Thos. Kerr and Co.
1	Braidhurst	Dalsiel	Addie, Gavin, and Sons.
2	Camp	"	John Williams and Co.
3	Dalsiel and Shields	"	J. McAndrew and Co.
4	Dalsiel	"	Wishaw Coal Co.
5	Glenclelland	"	Kerr and Mitchell.
6	Meadowhead	"	Glasgow Iron Co.
7	Nether Johnstone	"	Blochairn Iron Co.
8	Do.	"	Glasgow Iron Co.
9	Overjohnstone	"	Glasgow Iron Co.
10	Parkhead	"	Jno. Watson.
11	Ravensraig	"	Glasgow Iron Co.
12	Shieldmuir	"	Summermuir Iron Co.
13	Sunnyside	"	Merry and Cunninghame.
14	Watsonville	"	Jno. Watson.
1	Bothwell Park	Bothwell	Wm. Baird and Co.
2	Bredbholm	"	Provanhall Coal Co.
3	Carnbroe	"	Merry and Cunninghame.
4	Carfu	"	W. Dixon (<i>Limited</i>).

No.	Name of Colliery.	Where situated.	Owner's Name.
5	Carfin - - - -	Bothwell - - -	A. G. Simpson.
6	Cleland - - - -	" "	Monkland Iron Co.
7	Do. - - - -	" "	W. Dixon (<i>Limited</i>).
8	Cleland Townhead - - - -	" "	P. and E. Wyper.
9	Hattonrigg - - - -	" "	Mossend Iron Co.
10	Hutton Hill - - - -	" "	Scott and Livingstone.
11	Ligbrannoch - - - -	" "	Wilson, Simpson, and Co.
12	Maryville - - - -	" "	John Hendrie.
13	Milnwood - - - -	" "	Jno. Christie.
14	Newarthill - - - -	" "	Walter Gibb.
15	Newlands - - - -	" "	Dunn Brothers.
16	Orbiston - - - -	" "	Mossend Iron Co.
17	Rosehall - - - -	" "	E. Addie and Sons.
18	Stevenston - - - -	" "	Stevenston Coal Co.
19	Tannochside - - - -	" "	Monkland Iron Co.
20	Thankerton - - - -	" "	Do.
21	Woodhall - - - -	" "	Merry and Cunninghame.
22	Wyndedge - - - -	" "	Robert Dick.
1	Allontan - - - -	Cambusmethan - - -	Morningside Coal Co.
2	Beltonfoot - - - -	" "	Hudspeth and Co.
3	Bush - - - -	" "	Thos. Barr.
4	Cambusmethan - - - -	" "	J. D. and J. Sneedon.
5	Chapel - - - -	" "	Thos. Gray.
6	Clydesdale - - - -	" "	Archd. Russel.
7	Coltness - - - -	" "	Coltness Iron Co.
8	Craigneuk - - - -	" "	Merry and Cunninghame.
9	Crindledyke - - - -	" "	Coltness Iron Co.
10	Daviesdyke - - - -	" "	Do.
11	Femington - - - -	" "	James Steel.
12	Foulsykes - - - -	" "	Coltness Iron Co.
13	Garrison Gill - - - -	" "	Do.
14	Green, No. 7 - - - -	" "	Glasgow Iron Co.
15	Green - - - -	" "	Robt. Bell.
16	Greenhead - - - -	" "	Robt. Brand, Trustees of.
17	Do. 3, 4, and 5 - - - -	" "	Coltness Iron Co.
18	Morningside - - - -	" "	Shotts Iron Co.
19	Netherton - - - -	" "	Glasgow Iron Co.
20	Overtown - - - -	" "	John Wilson.
21	Overtown Station - - - -	" "	Jas. Waddell.
22	Pather - - - -	" "	Coltness Iron Co.
23	Shieldmuir - - - -	" "	Glasgow Iron Co.
24	Stane - - - -	" "	Stane Coal Co.
1	Cleugh - - - -	Carnwath - - -	William Darling's Trustees.
2	Clympy - - - -	" "	Gray and Paul.
3	Gldhouse - - - -	" "	G. and J. Darling.
4	Haywood - - - -	" "	Haywood Gas Coal Co.
5	Wilsontown - - - -	" "	Gray and Paul.
6	Do. - - - -	" "	Wm. Dixon.
7	Woodmuir - - - -	" "	G. E. Darling and Bros.
1	Glebe - - - -	Douglas - - -	Grierson and Co.
2	Gleopin - - - -	" "	Jas. Swann.
3	Fonfeigh - - - -	" "	Fonfeigh Coal Co.
4	Edgside - - - -	" "	Jas. Swann.
FIFESHIRE.			
1	Balbirnie - - - -	Markinch - - -	Jno. Balfour.
2	Balgonie - - - -	" "	Chas. Balfour.
3	Cameron - - - -	" "	Bowman and Co.
1	Baldrige - - - -	Dunfermline - - -	Thos. Grier (Mrs.)
2	Elgin and Wellwood - - - -	" "	Thos. Spewart and Co.
3	Halbeath, Cattlehill, and Kingsseat. - - - -	" "	Henderson, Wallace, and Co.
4	Kinneddir - - - -	" "	W. C. C. Erskine.
5	Mulroock-hall - - - -	" "	West of Fife Coal Co.
6	Townhill - - - -	" "	Townhill Coal Co.
1	Begg - - - -	Auchterderran - - -	Goodall Brothers.
2	Cardenden - - - -	" "	J. Goodall.
3	Denend - - - -	" "	Denend Coal Co.
4	Dundonald - - - -	" "	Alex. Naysmyth.
5	Milton - - - -	" "	Denend Coal Co.
1	Beath and Blairadam - - - -	Beath - - -	Fife Coal Co.
2	Clarkstone - - - -	" "	Scotland and Auld Co.
3	Cowden Heath - - - -	" "	Cowden Heath Iron Co.

No.	Name of Colliery.	Where situated.	Owner's Name.
4	Hill of Beath	Beath	Ord Adams.
5	Lassodie	"	Lassodie Coal Co.
6	Lochgelly	"	Lochgelly Iron Co.
1	Donibristle	Aberdour	Grieve and Nasmyth.
1	Chapel	Kirkcaldy	A. Graham and Co.
2	Cluny	"	Anderson and Goodall.
3	Do.	"	Cluny Coal Co.
4	Dunnikier	"	Walter Herd.
5	Wemyss	"	R. G. E. Wemyss.
1	Dysart	Dysart	Earl of Roslyn.
1	Fordell	Dalgetty	G. W. M. Henderson.
1	Insievar	Saline	Shotts Iron Co.
2	Lethans	"	Wm. Fraser.
3	Steel End	"	Steel End Coal Co.
1	Kilmux	Kennoway	R. Christie.
2	Do.	"	Glasgow Iron Co.
1	Largoward and Lathallan	Kilconquhar	Thos. Brown.
2	Redernie	"	Thos. Lumsden.
1	Lochore and Capeldrae	Ballinglay	Lochore and Capeldrae Cannel Coal.
2	Lumphinnans	"	Lumphinnans Iron Co.
1	Muiredge	Wemyss	Bowman and Co.
2	Pirnie	"	Pirnie Coal Co.
1	Valleyfield	Torryburn	Carron Iron Co.

CLACKMANNANSHIRE.

1	Alloa	Alloa	Alloa Coal Co.
1	Sheardale	Dollar	Do.
1	Clackmannan	Clackmannan	Clackmannan Coal Co.
2	Kennetpans	"	Francis Grier.
3	Tillicoultry	"	Alloa Coal Co.

HADDINGTONSHIRE.

1	Elphinstone	Tranent	Durie and Nisbet.
2	Do. Tower	"	Deans and Moore.
1	Pencaitland	Pencaitland	Deans and Moore.
1	Penston	Gladsmuir	Do.
1	Prestongrange	Prestonpans	Prestongrange Colliery Co.
2	Prestonlinks	"	J. and C. Grieve.

EDINBURGSHIRE.

1	Arniston	Cranston	J. Christie and Co.
2	Prestonhall	"	W. and E. Wood.
1	Brunstane	Pennicuik	Sir G. Clerk, Bart.
1	Carberry	Invercuk	Deans and Moore.
1	Dalhousesie	Cockpen	Archd. Hood.
2	Polton and Eldin	"	J. Eaglesham.
1	Dalkeith	Dalkeith	Duke of Buccleuch.
2	Edgehill	"	Johnstone and Torrance.

No.	Name of Colliery.	Where situated.	Owner's Name.
1	Gilmerton - - -	Libberton - - -	Glasgow Iron Co.
2	Niddrie, Edmonstone, and Woolmet.	" "	Niddrie Coal Co.
1	Loanhead - - -	Lasswade - - -	Shotts Iron Co.
2	Whitehill and Gorton -	" "	Alex. Hood.
1	Loganlea - - -	West Calder - - -	Loganlea Coal Co.
2	Muirhall - - -	" "	Young's Oil Co.
3	Longford - - -	" "	Johnstones and Rankine.
1	Newbattle - - -	Newbattle - - -	Marquis of Lothian.
1	Vogrie - - -	Temple - - -	Vogrie Coal Co.

STIRLINGSHIRE.

1	Airth - - -	Airth - - -	Airth Coal Co.
2	Dunmore - - -	" "	Robert Forrester.
1	Arnlea, South	Slamannan - - -	James Watt.
2	Anchingly - - -	" "	James Jennell.
3	Balcaster - - -	" "	Dimmock and Hunter.
4	Balquhatstone - - -	" "	John Watson.
5	Binniehill and Lodge	" "	Do.
6	Drumriggend - - -	" "	John Nimmo and Sons.
7	Limerigg Lochside - - -	" "	Do.
8	Lochend - - -	" "	James Nimmo and Co.
9	Lochouse - - -	" "	Nimmo and McKillop.
10	Longrigg - - -	" "	J. Nimmo and Co.
11	Do. and West Drumclair.	" "	R. Baird and Co.
12	Longriggend - - -	" "	James Nimmo and Co.
13	Southfield - - -	" "	Wm. Black and Sons.
14	Stanerigg - - -	" "	A. Matthews and Sons.
15	West Limerigg - - -	" "	Lacour and Watson.
16	West Longrigg - - -	" "	James Jennell.
1	Blackbraes - - -	Muiravonside - - -	Jas. Russell and Sons.
2	Hill - - -	" "	Hill Coal Co.
3	Muiravonside - - -	" "	Nimmo and McKillop.
4	Redford - - -	" "	James Cadell and Co.
5	Redding - - -	" "	Bedding Coal Co.
6	Standrig - - -	" "	W. and J. Wilson.
1	Callendar - - -	Falkirk - - -	Callendar Coal Co.
2	Jaweralg - - -	" "	C. A. Alexander.
3	Strathavon - - -	" "	G. B. Watson.
4	West Quarter - - -	" "	Wm. Robertson, jr.
1	Carron Hall and Kinnaird -	Larbert - - -	Carron Iron Co.
2	Grangemouth - - -	Bothkennor - - -	Grangemouth Coal Co.
3	Do. - - -	" "	Do.

LIRLITHGOWSHIRE.

1	Armadale - - -	Bathgate - - -	Monkland Iron Co.
2	Balbardie - - -	" "	Henry Walker and Son.
3	Barbouchlaw - - -	" "	Uphall Mineral Oil Co.
4	Do. - - -	" "	James Wood.
5	Bathville - - -	" "	J. Watson and Sons.
6	Boghead - - -	" "	J. Russell and Sons.
7	Broxburn - - -	" "	Robt. Bell.
8	Moss Hall - - -	" "	R. E. Horn.
9	Redhouse - - -	" "	D. Macdonald.
10	Seafield - - -	" "	Seafield Patent Fuel Co.
1	Benhar, East - - -	Whitburn - - -	Benhar Coal Co.
2	Crofthead - - -	" "	Crofthead Iron Co.
3	Fauldhouse - - -	" "	W. Dixon (Lim.)
4	Do. - - -	" "	Thos. Thornton.
5	Foulshields - - -	" "	Foulshields Coal Co.
6	Greenburn - - -	" "	T. and J. Thornton.

No.	Name of Colliery.	Where situated.	Owner's Name.
7	Hoddells Cross - -	Whitburn - -	J. and E. Dimmock.
8	Polkemmet - - -	" - -	Shotts Iron Co.
9	Trees - - -	" - -	Wm. Torrance.
1	Grange - - -	Carriden - -	Henry Cadell.
1	Kinnell - - -	Bo'ness - -	G. Wilson and Co.
1	Blairingone - -	Fossoway - -	Blairingone Coal Co.
1	Middleton - - -	Muckhart - -	James Snowdowne.

PERTHSHIRE AND SUTHERLANDSHIRE.

1	Blairhall and Vallingfield -	Culross - -	Carron Iron Co.
2	Comrie - - -	" - -	Merry and Cunninghame.
3	Brora - - -	Golspie - -	Duke of Sutherland.

IRELAND.

Inspector, JOSEPH DICKINSON, Pendleton, Manchester.

No.	Name of Colliery.	Where situated.	Owner's Name.
-----	-------------------	-----------------	---------------

1874.

CONNAUGHT COAL FIELD.

LOUGH ALLEN DISTRICT.

COUNTIES LEITRIM, ROSCOMMON, AND SLIGO.

1	Geovagh	Ballyfarnon, Carrick- oh-Shannon.	O'Rourke, Patrick.
2	Gubberadda	Do.	McGreevy, Owen.
3	Gubersadda	Do.	Walsh, Patrick.
4	Seltanaskoagh	Drumkeerin	Fawcett, Henry, and Co., <i>Limited</i> .

LEINSTER COAL FIELD.

CASTLECOMER DISTRICT.

COUNTIES CARLOW, KILKENNY, AND QUEEN'S.

1	Ardough	Milford, Carlow	Rowe, Geo.
2	Ballychane	Wolfhill	} Leinster Colliery Co.
3	Modubegagh	Do.	
4	Boundary	Clonsen, Crettyard	Baker, Wm.
5	Do.	Clonsen	Coogan, Rich.
6	Brian Clogh	Do. Castlecomer	Robson, Grace, and Co.
7	Clogh, Old	Clogh, Castlecomer	Comerford, Lawrence.
8	Clogrennan	Carlow	Hosey, Patrick.
9	Clonsen	Crettyard, Carlow	Shes, Wm.
10	East Skehena	Castlecomer	Close, Mrs.
11	Hollypark	Crettyard, Cadlow	Edge, Benj. Booker.
12	Jarow	Clonsen, Crettyard	} Dobbs, Joseph.
13	Rock Bush	Coolbawn, Castlecomer	
14	Rock Bridge	Do.	
15	Lordship	Castlecomer	Williams, James.
16	Moncen Row	Do.	Campion, Richd.
17	Monteen	Crettyard, Castlecomer	Hall and Dobbs.
18	Reevanagh	Tiscoffin, Kilkenny	Comerford, Thomas.
19	Rock Hill	Coolbawn, Castlecomer	Farrell, Mrs.
20	Rockbridge	Do.	Bradley, John.
21	Rosmore	Bilboa, Castlecomer	Brennan, James.
22	Skehena	Castlecomer	Shortell, Michl.
23	Towlerton	Ballickmoyler, Carlow	Edge, Wm.
24	Upper Coolbawn	Coolbawn	Close, John.
25	Do.	Do., Castlecomer	Bradley, John.

MUNSTER COAL FIELD.

SLIEVARDAGH DISTRICT.

COUNTIES TIPPERRARY AND CORK.

1	Coalbrook and Bolintlea	Slievardagh, Lisnam- rock.	} Mining Co. of Ireland, <i>Limited</i> , 30, Lower Ormond Quay, Dublin. Wm. Harold, <i>Secretary</i> .
2	Dromagh and Dromskehly	Kanturk, co. Cork	
3	Barishill and Ballynastic	Slievardagh, Lisnam- rock.	
4	Follacamin and Knockanglass	Do.	
5	Venture Fair	Do.	

No.	Name of Colliery.	Where situated.	Owner's Name.
ULSTER COAL FIELD.			
COUNTIES ANTRIM AND TYRONE.			
1	Annaghone	Annaghone, Stewartstown.	Annaghone Colliery Co.
2	Ballycastle	Ballycastle, Ballymoney	Godden and McDonald.
3	Brackavill	Coal Island, Dungannon	McCallin, B., and Co.
4	Coal Island	Do.	King, James A.
5	Congo	Edendork, Dungannon	} Tyrone Coal Mining Co., <i>Limited</i> .
6	Curran	Do.	
7	Drumglass	Do.	
8	Ulster Fire Clay	Coal Island, Dungannon	Devlin, Daniel.

No. IV.

PORCELAIN AND OTHER PRINCIPAL CLAY
WORKS

WORKING IN 1874.

CORNWALL.

PORCELAIN CLAY.

No.	Name of Clay Works.	Usual Railway Station or Shipping Port.	Name of Freeholder.	Name of Tenant.
1	HUEL RASHLEIGH -	Par - -	Sir Colman Rashleigh, Bart.	The Huel Rashleigh Co.
2	CARVEAR - - -	Par - - -	Major Carlyon	Martin Brothers.
3	PENTRUUFF - -	St. Austell and Par.	Gill and Ivimey	Do.
4	CARLEDDON MOOR -	St. Austell -	Do. - -	Dunn and Nicolls.
5	CARRM - - -	Do. - - -	Do. - - -	Dunn and Nicolls.
6	HUEL ANNA - - -	Do. - - -	G. Lambe and T. Gill	William Browne.
7	HALBERT, LOWER	Do. - - -	George Lambe	H. W. Higman.
8	STENALEES - - -	Do. - - -	H. W. Higman	William Luke.
9	LITTLE JOHN'S -	Drinnick -	Gill and Ivimey	Do.
10	Do. - - -	Do. - - -	Hon. G. M. Fortescue	West of England Company.
11	BOWSOR - - -	Do. - - -	Do. - - -	Do.
12	HUEL CONFIDENCE	St. Austell	F. Pascoe - -	Beam Company.
13	CROWN-FILLEY -	Do. - - -	Do. - - -	Do.
14	HUEL FORTUNE -	Do. - - -	Do. - - -	Do.
15	LOWER NINESTONES	Do. - - -	Gill and Ivimey	Martin and Lovering.
16	NINESTONES - -	Do. - - -	Representatives of Elias Martyn.	Elias Martyn and Sons, <i>Limited</i> .
17	BLUERARROW - -	Do. - - -	Gill and Ivimey	Martin and Lovering.
18	CARRAN - - -	Do. - - -	Do. - - -	Do.
19	PENHALE STENTS	Do. - - -	Do. - - -	R. Martin and Com- pany.
20	HUEL MARTYN - -	Do. - - -	Representatives of Elias Martyn.	Elias Martyn and Sons, <i>Limited</i> .
21	CANNAMANNING -	Do. - - -	Gill and Ivimey	Cannamanning Co.
22	GOONHEATH - -	Do. - - -	Sir C. B. G. Sawle, Bart.	Wheeler and Hig- man.
23	SOUTH CAUDLEDOWN	Par - - -	Do. - - -	W. Bale.
24	NORTH CAUDLEDOWN	Do. - - -	Gill and Ivimey	Do.
25	EAST CAUDLEDOWN	Do. - - -	Do. - - -	Lovering and Mar- tin.
26	CAUDLETOWN - -	Do. - - -	Do. - - -	Thriscott and Bale.
27	TRENANCE - - -	St. Austell	J. Tremayne	Dunn and Co.
28	LANTERN - - -	Do. - - -	Do. - - -	Do.
29	CLEAVES - - -	Do. - - -	Do. - - -	Do.
30	NORTH GOONBARROW	Do. - - -	G. Lambe	Nicholls & Co.
31	GOONBARROW - -	Do. - - -	Do. - - -	Martin Brothers.
32	VOUNDER - - -	Do. - - -	Major Carlyon	Thos. Kingsman, <i>Manager</i> .

No.	Name of Clay Works.	Usual Railway Station or Shipping Port.	Name of Freeholder.	Name of Tenant.
33	WEST GOONBARROW -	Carbis Siding	Capt. Sargent	Barrett and Co.
34	HUEL PROSPER -	Do.	Lord Falmouth	-
35	HUEL PARSON -	Melangoose Mill.	R. Parson	C. Truscott.
36	VIVIAN KAOLIN, CARDENHAM.	Wadebridge	Lord Vivian	W. Joblyn.
37	DARFOLD, BLISLAND -	Do.	Mr. Hayward	Parkyn and Co.
38	HUEL ANNA -	Do.	Lord Vivian	Elias Martyn and Sons, Limited.
39	TRETHOWEL -	St. Austell	Revd. G. Lambe	J. Olver.
40	ST. NBOT -	Doublebois	Do.	H. Phillips and Co.
41	MERRYRIDDEN -	Do.	Lord Vivian	St. Austell and Bodmin C. C. Co.
42	ST. GEORGE -	Par	Revd. G. Lambe	Bickerton and Co.
43	CARNMARY -	Do.	F. Pascoe	Edward Pearse.
44	CARNE -	Burngullow	C. H. T. Hawkins	Wheeler and Higman.
45	FOREST -	Do.	Sir C. B. G. Sawle, Bart.	William Luke.
46	BLACKPOOL -	Do.	-	J. Gaved.
47	CANNECARROW -	St. Austell	Earl Mount Edgecumbe.	John Gaved.
48	NORTH BURNGULLOW	Burngullow	Lord Robartes	Do.
49	BURNGULLOW -	Do.	Do.	Do.
50	EAST CARFELLA -	Do.	J. Bullock	James and Co.
51	HIGHER HALVIGAN -	Do.	Lord Robartes	John Gaved.
52	LOWER HALVIGAN -	Do.	C. H. J. Hawkins	Samuel Phillips.
53	NORTH HALVIGAN -	Do.	Lord Robartes	Veale and Phillips.
54	SOUTH HALVIGAN -	Do.	Hawkins	South Halviggan Co.
55	LANSALSON -	St. Austell	Earl Mount Edgecumbe.	Martin Brothers.
56	LOWER LANSALSON -	Do.	Do.	Olver and Co.
57	TRETHOWELL -	Do.	J. Tremayne	W. Varcoe and Co.
58	TRENBEAR -	Do.	Sir C. B. G. Sawle, Bart.	William Luke.
59	BISCOVELLET -	Do.	Major Carlyon	A. S. Veale.
60	STENTS -	Do.	C. H. T. Hawkins	Mrs. Lovering.
61	HUEL LOUISA -	Do.	Hon. G. M. Fortescue	The West of England Co.
62	HUEL JACOB -	Do.	Sir C. B. G. Sawle, Bart.	Stocker and Co.
63	CARGLAZE -	Charlestown	Gill and Ivimey	Lovering and Martin.
64	SCREDA -	Do.	Do.	Screda Clay Co.
65	EAST CARLEDEN -	Do.	Gill and Ivimey	St. Austell and Bodmin C. C. Co.
66	RUDDLE -	St. Austell	Sir C. B. G. Sawle, Bart.	Row and Chinnoch.
67	VALE PLEASANT -	Do.	Representatives of Elias Martyn.	Elias Martyn and Sons, Limited.
68	HUEL VIRGIN -	Par	F. Pascoe	Martin Brothers.
69	BLOOMDALE -	Burngullow	Executors of the late George Finch.	Yolland and Co.
70	NEW TREVISCOE -	Do.	Revd. G. Lambe	Collins and Co.
71	GREAT TREVISCOE -	Do.	Do.	Great Treviscoe Co.
72	LITTLE TREVISCOE -	Treviscoe Siding.	Do.	Martin Brothers.
73	MELANGOOSE -	Grampond Road.	Viscount Falmouth	Tremayne and Co.

No.	Name of Clay Works.	Usual Railway Station or Shipping Port.	Name of Freeholder.	Name of Tenant.
74	RETUE - - -	Burngullow -	Mr. Remfry -	Dunn and Co.
75	HUEL REMFRY - - -	Do. -	Do. -	James and Co.
76	BLACKHEATH - - -	Do. -	Viscount Falmouth -	Stocker and Co.
77	MELEDOR - - -	Do. -	C. H. T. Hawkins -	Tremayne and Co.
78	HUEL ARTHUR - - -	St. Austell -	Edward Coode -	R. Martyn and Lovering.
79	GREENSPLAT - - -	Do. -	Sir C. B. G. Sawle, Bart.	Wheeler and Higman.
80	BEOVELY - - -	Par -	Viscount Falmouth -	Collins and Co.
81	GOONAMARRIS - - -	Drinnick -	Mr. Dawe -	William Luke.
82	PARKENDILLICK - - -	Par -	Viscount Falmouth -	Charles Truscott.
83	TRELAVOUR - - -	Do. -	Do. -	Do.
84	RESTINIS - - -	Do. -	Major Carlyon -	Restinis Clay Co.
85	NORTH CARLOGGAS -	Do. -	Hon. G. M. Fortescue	{ West of England Co.
86	SOUTH Do. -			
87	EAST Do. -			
88	KEYS MOOR - - -	Do. -	Do. -	Do.
89	DUBBERS - - -	Do. -	Do. -	Do.
90	HALLEW - - -	Do. -	Do. -	Do.
91	VICTORIA - - -	Do. -	Do. -	Do.
92	GOONVEAN - - -	Do. -	Viscount Falmouth -	Messrs. Varcoe and Co.
93	GOOTHERS - - -	Do. -	Do. -	Do.
94	SOUTH GOONVEAN - - -	Do. -	E. W. Tucker -	Tremayne and Co.
95	HIGHER GOOTHERS -	Drinnick -	Gill and Ivimey -	W. Whitford.
96	ST. DENNIS CONSOLS -	Do. -	— Hawkey - - -	W. Browne.
97	KERROW MOOR - - -	St. Austell -	- - -	Do.
98	WH. BENALLACK - - -	Grampond Road.	R. G. Benett -	Benallack Clay Co.
99	RESTOWRACK - - -	Drinnick -	Viscount Falmouth -	Varcoe and Co.
100	BLISLAND - - -	Bodmin -	Ditto -	Central Cornwall Clay Co.
101	ROSEMULLION - - -	Bugle -	C. Sargeant -	W. Barrat.
102	ROCK HILL - - -	Do. -	Gill and Ivimey -	H. Bridson.
103	HARTLEY - - -	Do. -	Lord Robartes -	Lovering and Martin.
104	ROSENEAR MOOR - - -	Do. -	Revd. Geo. Lambe -	—
105	HUEL HENRY - - -	Do. -	C. Coombe -	—
106	BEAM - - -	Do. -	Knight and Pascoe -	Jas. Knight.
107	HENDRA - - -	Drinnick -	Trustees of Treffry's Estate, &c.	Hendra Co.
108	VIRGINIA - - -	Do. -	J. Blencowe and others	Tremayne and Co.
109	CARPELLA - - -	Carpella -	Edward Coode -	Lovering and Olver.
110	HUEL BURN - - -	Do. -	Lord Robartes -	Burn and Co.
111	LEEDS - - -	Breage -	Duke of Leeds -	William Browne.
112	TOWEDNACK - - -	Hayle -	The Hon. Mrs. Gilbert	W. K. Baker.
113	LUDGVAN - - -	Penzance and Hayle.	J. I. Rogers, Esq. -	Do.
114	TREGONING HILL - - -	Breage -	Duke of Leeds and Charles Trelawney, Esq.	Tregoning Hill Clay Co.
115	HUEL GRAY - - -	Porthleven -	Duke of Leeds -	Huel Gray Compy.
116	ST. DAY - - -	Scorrier -	Sir W. Williams, Bart.	Nettle and Co.
117	TRESOWES - - -	Germoe -	- - -	Wm. Browne.
118	GAVRIGAN - - -	St. Columb -	- - -	Do.
119	WHITBOROUGH - - -	Doublebois -	T. Pearse -	T. Pearse.

DEVONSHIRE.

PORCELAIN CLAY.

No.	Name of Clay Works.	Nearest Railway Station or Shipping Port.	Name of Freeholder.	Name of Tenant.
1	LEE MOOR - -	Plymouth -	The Earl of Morley -	Martin Brothers.
2	HENMERDON - -	Do. -	Trustees of Admiral Woolcombe.	J. Olver.
3	SMALL HANGER - -	Do. -	J. Olver - -	Do.
4	WOTTER - - -	Do. -	Mr. J. Mattleott -	Martin Brothers.
5	BRIMMAGE - - -	Do. -	Trustees of Admiral Woolcombe.	Nicholls and Co.
6	MEAVY - - -	Bickleigh -	Sir. M. Lopes -	Meavy Clay Co.
7	SOUTH BRENT - -	Brent - -	- - -	S. Brent Clay Co.
8	CHOLWICH TOWN -	Plymouth -	Admiral Parker -	Martin Brothers.
9	UGBORO' MOOR -	Do. -	Sir Walter Carew -	Watts, Blake, & Co.
10	HEDDON - - -	Do. -	Admiral Parker -	Do.

TEIGNMOUTH CLAY.

No.	Name of Works.	Nearest Railway Station or Shipping Port.	Name of Proprietors.
1	KINGSTEIGNTON (1) - -	Newton Abbot and Teignmouth.	Watts, Blake, Bearne, & Co.
2	KINGSTEIGNTON (2) - -	Do. - -	Whiteway and Mortimer.
3	KINGSTEIGNTON (3) - -	Do. - -	Brown and Sons.
4	DEVON AND COURTENAY -	Do. - -	Devon and Courtenay Clay Co.; J. N. Keys, Manager.
5	ALLER CLAY AND ARCHITECTURAL POTTERY WORKS.	Do. - -	John Phillips and Company.

POOLE CLAY.

No.	Name of Works.	Nearest Railway or Shipping Port.	Name of Proprietors.
1	KILLWOOD AND FURZY -	Wareham and Poole	W. and J. Pike.
2	NORDEN - - -	Do. - -	B. Fayle and Company.
3	LAKE - - -	Do. - -	T. Burt.
4	CREEKMOOR - - -	Do. - -	G. Wanhile.
5	BEACON HILL - - -	Poole Junction	Beacon Hill Co.
6	LYTCHETT - - -	Do. - -	The Lytchett Clay Company.
7	SOUTH WESTERN - - -	Do. - -	G. Jennings.
8	KINSON POTTERY - - -	Do. - -	Kinson Pottery Co.
9	Do. BRICK WORKS	Do. - -	Carter and Co.
10	BOURNEMOUTH - - -	Do. - -	Bournemouth Brick & Tile Co.
11	SEYMOUR'S - - -	Branksea Island	Branksea Island Co., Limited.

STAFFORDSHIRE.

STOURBRIDGE CLAY.

No.	Name of Clay Works.	Nearest Railway Station.	Name of Proprietors.
1	BRETTELL LANE - -	Brettell Lane - -	Hickman and Company.
2	LYE - - - -	Stourbridge - -	Do.
3	BRETTELL LANE - -	Brettell Lane - -	G. King-Harrison.
4	THE LYE CLAY WORKS - -	The Lye - - - -	Do.
5	BRIERLEY HILL - -	Brierley Hill - -	John Hall and Company.
6	AMBLECOTE - - - -	Stourbridge Canal - -	Do.
7	BRICK WORKS - - - -	Brettell Lane - -	Trotter, Haines, and Company.
8	WHITTAMOOR - - - -	Do. - - - -	Pearson and Co.
9	THE HAYES - - - -	The Lye - - - -	J. B. Fisher and Company.
10	HUNGARY HILL - - - -	Stourbridge - -	Holcroft and Matthews.
11	NETHEREND - - - -	Cradley Park - -	King Brothers.
12	LOWER DELPH - - - -	Do. - - - -	Harpers and Moore.
13	FREEHOLD CLAY WORKS	The Lye - - - -	Homer's Trustees, <i>per J. Derley.</i>
14	THE THORNS - - - -	Do. - - - -	Mobberley and Bayley.
15	CRADLEY - - - -	Cradley Station - -	Do.
16	DELPH - - - -	Brettell Lane - -	E. J. and J. Pearson
17	TINTAM ABBEY - - - -	The Lye - - - -	Do.
18	LOWER LYE - - - -	Do. - - - -	J. Wood Aston.
19	CLATTERSHALL WORKS - -	Brettell Lane - -	Edward Bowen.
20	- - - -	Brierley Hill - -	John Mobberley.

No. V,

LIST OF SMELTING, METAL EXTRACTION,
ARSENIC, AND BARYTES COMPANIES IN THE
UNITED KINGDOM.

1874.

TIN.

Thomas Bolitho and Sons, Chyandour and Angarrack, Cornwall.
 Williams, Harvey, and Company, Trethellan and Mellanear, Cornwall.
 Daubuz and Company, Cavedras and Treloweth, Cornwall.
 R. R. Michell and Company, Trereife, Penzance, Cornwall.
 Biscoe Bridge Company, Biscoe, near Truro, Cornwall.
 Redruth Tin Smelting Company, Redruth, Cornwall.
 Calenick " " Calenick, Cornwall.
 Tamar " " Moditonham, Saltaah.
 Charlestown " " Charlestown, St. Austell.
 Tin Smelting Company (Boundy and Owen), Ripley, Derbyshire.

COPPER.

Vivian and Sons, Swansea.
 Pascoe Grenfell and Sons, Swansea.
 Nevill, Druce, and Company, Llanelly.
 Williams, Foster, and Company, Swansea.
 Mason and Elkington, Pembrey.
 Copper Miners Company, Aberavon.
 Charles Lambert, Swansea.
 Landore Smelting Company, Swansea.
 Newton, Keates, and Company, Holywell, Liverpool, and St. Helen's.
 The British and Foreign Copper Company, Liverpool and St. Helen's.
 Mona Mining Company, Amlwch, Anglesea.
 Bibby, Sons, and Company, St. Helen's and Liverpool.
 Henry Baxter, St. Helen's.
 Evans and McBryde, St. Helen's.
 James Radley, St. Helen's.
 W. Roberts, junior, Swansea.
 James Keys and Son, Whiston Works, Cheadle, Staffordshire.
 St. Helen's Copper Company, St. Helen's.
 Sweetland, Tuttle, and Company, Swansea.
 Goole Alum and Smelting Company, Goole.
 Pontifex and Wood, Garratt.
 H. L. Pattinson and Co., Gateshead.
 Landore Copper Company, Swansea.
 Ravenhead Copper Company, Swansea.

LEAD.

Nevill, Druce, and Company, Llanelly.
 The Burry Port Smelting Company, Pembrey, Carmarthenshire
 Runcorn Smelting Company, Runcorn.
 The Panther Lead Works, Bristol.
 Sheldon, Bush, and P. S. Company, Redcliff Hill, Bristol.
 Weston, Son, and Company, Bristol.
 W. J. Cookson and Company, Newcastle.
 Locke, Blackett, and Company, Newcastle.
 John Warwick, Newcastle.
 Shield and Dinning, Haydon Bridge.
 Vivian and Sons, Swansea.

LEAD—*continued.*

Howden Smelting Company, Newcastle.
 Washington Chemical Company, Newcastle.
 Enthoven and Sons, London.
 Lock, Lancaster, and Company, London.
 Pontifex and Wood, Farrington Works, London.
 Treffry's Estate (C. Remfrey), Par, Cornwall.
 Cornish Silver Lead Smelting Co. (Limited), Point, Truro.
 Peter Glover and Robinson, Widnes Lead Works, near Warrington.
 Adam Eyton, Llanerchymor, Holywell.
 The Cambrian White Lead Company, Brymbo, near Wrexham.
 Joseph Walker, Parker, and Co., Dee Bank, Bagilt, and Newcastle.
 Governor and Company of Lead Smelters, Nenthead, Alston Moor.
 W. B. Beaumont, Allendale, Alston Moor.
 Benjamin Bagshaw, Eyam, near Bakewell.
 Joseph Waas and Company, Lea Lead Works, Matlock Bath.
 Snailbeach Lead Company, near Shrewsbury.
 Pontesford Smelting Company.
 Gibbs and Company, Bonsale Dale, Matlock.
 Via Gellia Lead Works, Cromford, Matlock Bath.
 Robert Howe Ashton, Castletown, Derbyshire.
 J. Fairburn and Company, Middleton Dale and Bradwell.
 T. Wilson and Company.
 George Burr.
 E. Backhouse, Darlington.
 Greenside Mining Company, Penrith.
 The Keld Head Mining Company, Wenaleydale.
 George York, Pateley Bridge.
 Duke of Devonshire, Grassington.
 The Duke of Buccleuch, Wanlock Head.
 The Lead Hills Mining Company, Lead Hills.
 The Hurst Mining Company, Hurst.
 Lister, Robinson, and Company, Grinton Moor.
 R. M. Jaques and Company, Arkengarthdale.
 The Blakethwaite Lead Company, Blakethwaite.
 R. Milner and Company, Balde Hill.
 The Swaledale Lead Company, West Swaledale.
 Charterhouse, Blagdon, Bristol.
 Mendip Mining Company near Wells.
 Waldegrave Lead Smelting Company (Limited), Mendips, near Wells.
 East Harptree Lead Works (Limited), East Harptree, Bristol.
 The Mining Company of Ireland (Limited), Dublin.

SILVER AND GOLD.

Vivian and Sons, Swansea.
 Williams, Foster, and Company, Morfa Silver Works, Swansea.
 Johnson, Matthey, and Company,* Hatton Garden, London.

ZINC.

Bagilt Zinc Company.
 Vivian and Sons, Swansea.
 William Marsden, Oldland Hall, near Bristol.
 Kenrick and Son, Wynn Hall, Spelter Works, Ruabon.
 Charles Titterton, Phoenix Zinc Works, Warrington Junction.
 Dillwyn and Company, Swansea.
 J. Collingborne, Spelter Works, Warmley, Bristol.
 Joseph Thompson, Spelter Works, Carmauc.
 Byland Brothers, Warrington.
 Joseph Wethered, Bristol.
 Richardson and Company.
 Jersey Smelting Company, Morriston, Swansea.

* Also smelters of antimony, quicksilver, and bismuth.

PYRITES PRECIPITATE COMPANIES.

Duncan McKechnie, St. Helen's.
 The Widnes Metal Company, Widnes.
 The Tharsis Sulphur and Copper Company, Widnes.
 " " " Newcastle.
 " " " Birmingham.
 " " " Glasgow and Cardiff.
 N. Mathieson and Company, Widnes.
 The Rancorn Soap and Alkali Company, Runcorn.
 Wigg Brothers and Steele, Runcorn.
 Newton Heath Reduction Company, Manchester.
 Muspratt Brothers and Huntley, Flint.
 The Mostyn Copper Company, Mostyn.
 Solomon Mease and Son, South Shields.
 William Russell and Company, Newcastle.
 J. and W. Allen, Newcastle.
 The Bede Metal and Chemical Company, Newcastle.
 W. Hunt and Sons, Leabrook, Wednesbury.
 William Hunt and Company, Castleford.
 Harrison, Blair, and Company, Kearsley, Bolton, Lancashire.
 William Haslam, Bolton, Lancashire.
 Morris and Company, Doncaster.
 H. D. Poclum and Company, Newcastle.
 South Devon Metal and Chemical Company, Devonport.
 Emmens and Company, Calstock.

ARSENIC.

Cornwall Arsenic Company, Hayle and Bissoe Bridge, Thomas Willis Field
 Managing Partner, Marazion, Cornwall.
 Devon Great Consols Mining Company (Limited), Tavistock.
 J. B. Drayson and Company, Harrowbarrow, Callington.
 English Arsenic Company, Roseworthy, Gwinear, Cornwall.
 J. J. Rayner, Morrision, Swansea.
 A. C. Hadland, Swansea.

BARYTES MANUFACTURERS.

Pegg, Harper, and Company, Derby.
 Ellam, Jones, and Company, Derby.
 Stevens Brothers, Matlock Bath.
 Mr. Garton, Lumsdale, Matlock Bridge.
 Mineral Paint Company, Cromford, near Matlock Bath.
 Wm. Hawley, Bonsall, near Matlock Bath.
 E. Brown, Bonsall, near Matlock Bath.
 Hegginsbotham, Stoney Middleton, near Sheffield and Whaley Bridge.
 Middleton Dale Barytes Company, Stoney Middleton, near Sheffield.
 White and Company, Chapel-en-le-Frith, near Stockport.

NICKEL AND COBALT.

H. Hussey Vivian, M.P., Swansea.
 Stephen H. Barker, Birmingham.
 Evans and Askin, Birmingham.
 W. Webb and Company, Aston, near Birmingham.
 J. H. Williamson, Stoke-upon-Trent.
 Rawlins and Son, Liverpool.

GOLD AND SILVER ORE SMELTERS

Vivian and Sons, Swansea.
 Williams, Foster, and Company, Swansea.

SILVER ORE SMELTERS.

Vivian and Sons, Swansea.
 Williams, Foster, and Company, Swansea.
 Nevill, Druce, and Company, Llanelly.
 Burry Port Smelting Company, Pembury.
 The Mining Company of Ireland.

LONDON:

**Printed by GEORGE E. EYRE and WILLIAM SPOTTISWOODE,
Printers to the Queen's most Excellent Majesty.**

For Her Majesty's Stationery Office.

[2510.—1000.—12/75.]

LIST OF GEOLOGICAL MAPS, SECTIONS, AND PUBLICATIONS OF THE GEOLOGICAL SURVEY OF THE UNITED KINGDOM.

NOTE. Maps are those of the Ordnance Survey, geologically coloured by the Geological Survey of Great Britain and Ireland, under the Superintendance of A. C. RAMSAY, LL.D., F.R.S., Director-General. The various Formations are traced and coloured in all their Subdivisions.

ENGLAND AND WALES.—(Scale one inch to a mile.)

Maps, Nos. 3 to 41, 44, 64, price 8s. 6d. each, with the exceptions of 2, 10, 23, 24, 27, 28, 29, 32, 38, 39, 58, 4s. each. Sheets divided into four quarters, (1 N.W., N.E., S.W., S.E.), 42, 43, 45, 46, 52, 53, 54, 55, 56, 57, (59 N.E., S.E.), 60, 61, 62, 63, 72, 73, 74, 75, (76 N., S.), (77 N.), 78, 79, 80, 81, 82, 83, 88, 89, 105, (87 N.E., S.E.), (90 S.E., N.E.), (91 S.W., N.W., 92 S.W., 93 S.W., W.), (98 N.E., S.E.), (109 S.E.), Price 3s. Except (87 N.W.), 76 (N.), (77 N.E.) Price 1s. 6d.

SCOTLAND.—Maps 3, 7, 14, 15, 22, 23, 24, 22, 33, 34, 40, 41, 6s. each. Maps 1, 2, 13, 4s.

IRELAND.—Maps 21, 29, 36, 37, 48, 49, 50, 61, 72, 74, 75, 78 to 92, and from 95 to 205, price 3s. each, with the exception of 50, 72, 82, 123, 131, 140, 150, 159, 160, 170, 180, 181, 182, 189, 190, 196, 197, 202, 203, 204, 205, price 1s. 6d. each.

HORIZONTAL SECTIONS, Illustrative of the Geological Maps.

1 to 110, England, price 5s. each. 1 to 5, Scotland, price 5s. each. 1 to 23, Ireland, price 6s. each.

VERTICAL SECTIONS, Illustrative of Horizontal Sections and Maps.

1 to 57, England, price 3s. 6d. each. 1, Ireland, price 3s. 6d. 1 to 3, Scotland, price 3s. 6d.

Memoirs of the Geological Survey and of the Museum of Practical Geology.

REPORT on CORNWALL, DEVON, and WEST SOMERSET. By Sir H. T. DE LA BECHE, F.R.S., &c. 8vo. 14s.
 FIGURES and DESCRIPTIONS of the PALÆOZOIC FOSSILS in the above Counties. By PROFESSOR PHILLIPS, F.R.S. 8vo. (Out of print.)

THE MEMOIRS of the GEOLOGICAL SURVEY of GREAT BRITAIN, and of the MUSEUM of ECONOMIC GEOLOGY of LONDON. 8vo. Vol. I., 21s.; Vol. II. (in 2 Parts), 42s.

THE GEOLOGY of NORTH WALES. By PROFESSOR RAMSAY, LL.D. With an Appendix by J. W. SALTER, A.L.S. Price 13s. boards. (Vol. III., Memoirs, &c.) (Out of print.)

THE GEOLOGY of the LONDON BASIN. Part I. The Chalk and the Eocene Beds of the Southern and Western Tracts. By W. WHITAKER, B.A. (Parts by H. W. BRISTOW, F.R.S., and T. MCK. HUGHES, M.A.) Price 13s. boards. Vol. IV.

BRITISH ORGANIC REMAINS. Decades I. to XIII., with 10 Plates each. MONOGRAPH No. 1. On the Genus Pterygotus. By PROFESSOR HUXLEY, F.R.S., and J. W. SALTER, F.G.S. Royal 4to. 4s. 6d.; or royal 8vo. 2s. 6d. each Decade. MONOGRAPH No. 2. On the Structure of Belemnitids. By PROFESSOR HUXLEY, LL.D., &c. 2s. 6d.

MEMOIRS of the SCHOOL of MINES and of SCIENCE applied to the ARTS. Vol. I., in four Parts.

CATALOGUE of SPECIMENS in the Museum of Practical Geology, illustrative of the Composition and Manufacture of British Pottery and Porcelain. By Sir HENRY DE LA BECHE, and TRENHAM REEKS, Curator. 8vo. 185 Woodcuts. 2nd Edition, by TRENHAM REEKS and F. W. RUDLER. Price 1s. 6d. in wrapper; 2s. in boards.

DESCRIPTIVE GUIDE to the MUSEUM of PRACTICAL GEOLOGY, with Notices of the Geological Survey of the United Kingdom, the School of Mines, and the Mining Record Office. By ROBERT HUNT, F.R.S., and F. W. RUDLER. Price 6d. (3rd Edition.)

DESCRIPTIVE CATALOGUE of the ROCK SPECIMENS in the MUSEUM of PRACTICAL GEOLOGY. By A. C. RAMSAY, F.R.S., H. W. BRISTOW, F.R.S., H. BAUFERMAN, and A. GEIKIE, F.G.S. Price 1s. (3rd Edit.)

On the TERTIARY FLUVIO-MARINE FORMATION of the ISLE of WIGHT. By EDWARD FORBES, F.R.S. Illustrated with a Map and Plates of Fossils, Sections, &c. Price 5s.

On the GEOLOGY of the Country around CHELTENHAM. Illustrating Sheet 44. By E. HULL, A.B. Price 2s. 6d.

On the GEOLOGY of PARTS of WILTSHIRE and GLOUCESTERSHIRE (Sheet 31). By A. C. RAMSAY, F.R.S., F.G.S., W. T. AVELINE, F.G.S., and EDWARD HULL, B.A., F.G.S. Price 8d.

On the GEOLOGY of the SOUTH STAFFORDSHIRE COAL-FIELD. By J. B. JUKES, M.A., F.R.S. (3rd Edit.) 3s. 6d.

On the GEOLOGY of the WARWICKSHIRE COAL-FIELD. By H. H. HOWELL, F.G.S. 1s. 6d.

On the GEOLOGY of the COUNTRY around WOODSTOCK. Illustrating Sheet 45 S.W. By E. HULL, A.B. 1s.

On the GEOLOGY of the COUNTRY around PERSCOT, LANCASHIRE. By EDWARD HULL, A.B., F.G.S. (2nd Edition.) Illustrating Quarter Sheet, No. 80 N.W. Price 8d.

On the GEOLOGY of PART of LEICESTERSHIRE. By W. TALBOT AVELINE, F.G.S., and H. H. HOWELL, F.G.S. Illustrating Quarter Sheet, No. 68 S.E. Price 8d.

On the GEOLOGY of PART of NORTHAMPTONSHIRE. Illustrating Sheet 53 S.E. By W. T. AVELINE, F.G.S., and RICHARD TRENCH, B.A., F.G.S. Price 8d.

On the GEOLOGY of the ASHBY-DE-LA-ZOUCH COAL-FIELD. By EDWARD HULL, A.B., F.G.S. Illustrating Sheets 63 N.W. and 71 S.W. Price 3s.

On the GEOLOGY of PARTS of OXFORDSHIRE and BERKSHIRE. By E. HULL, A.B., and W. WHITAKER, B.A. Illustrating Sheet 15. Price 3s. (Out of print.)

On the GEOLOGY of PARTS of NORTHAMPTONSHIRE and WARWICKSHIRE. By W. T. AVELINE, F.G.S. Illustrating Quarter Sheet 53 N.E. 8d.

On the GEOLOGY of the COUNTRY around WIGAN. By EDWARD HULL, A.B., F.G.S. Illustrating Sheet 89 S.W. on the One-inch Scale, and Sheets 84, 85, 92, 93, 100, 101 on the Six-inch Scale, Lancashire. (2nd Edition.) Price 1s.

On the GEOLOGY of TRINIDAD (West Indian Surveys). By G. P. WALL and J. G. SAWKINS, F.G.S., with Maps and Sections. 12s.

On the GEOLOGY of JAMAICA (West Indian Surveys). By J. G. SAWKINS, &c. With Maps and Sections. 8vo. 1871. Price 9s.

COUNTRY around ALTRINCHAM, CHESHIRE. By E. HULL, B.A. Illustrating 80 N.E. Price 8d.

GEOLOGY of Parts of NOTTINGHAMSHIRE and DERBYSHIRE. By W. T. AVELINE, F.G.S. Illustrating 82 S.E. Price 8d.

COUNTRY around NOTTINGHAM. By W. T. AVELINE, F.G.S. Illustrating 71 N.E. Price 8d.

THE GEOLOGY of PARTS of NOTTINGHAMSHIRE, YORKSHIRE, and DERBYSHIRE. Illustrating Sheet 82 N.E. By W. TALBOT AVELINE, F.G.S. Price 8d.

THE GEOLOGY of SOUTH BERKSHIRE and NORTH HAMPSHIRE. Illustrating Sheet 12. By H. W. BRISTOW and W. WHITAKER. Price 3s.

THE GEOLOGY of the ISLE of WIGHT, from the WEALDEN FORMATION to the HEMPSTEAD BEDS inclusive, with Illustrations, and a List of the Fossils. Illustrating Sheet 10. By H. W. BRISTOW, F.R.S. Price 6s.

THE GEOLOGY of EDINBURGH. Illustrating Sheet 32 (Scotland). Price 4s. By H. H. HOWELL and A. GEIKIE.

THE GEOLOGY of the COUNTRY around BOLTON, LANCASHIRE. By E. HULL, B.A. Illustrating Sheet 89 S.E. Price 2s.

THE GEOLOGY of BERWICK. Illustrating Sheet 34 Scotland. 1-inch. By A. GEIKIE. Price 2s.

THE GEOLOGY of the COUNTRY around OLDHAM. By E. HULL, B.A. Illustrating 86 S.W. Price 2s.

THE GEOLOGY of PARTS of MIDDLESSEX, &c. Illustrating Sheet 7. By W. WHITAKER, B.A. Price 2s.

THE GEOLOGY of the COUNTRY around BANBURY, WOODSTOCK, and BUCKINGHAM. Sheet 45. By A. H. GREEN, M.A. Price 2s.

THE GEOLOGY of the COUNTRY between FOLKESTONE and RYE. By J. DEEW, F.G.S. (Sheet 4.) Price 1s.

THE GEOLOGY of EAST LOTHIAN, &c. (Maps 30, 34, 41, Scot.) By H. H. HOWELL, F.G.S., A. GEIKIE, F.R.S., and J. YOUNG, M.D. With an Appendix on the Fossils by J. W. SALTER, A.L.S.

THE GEOLOGY of PART of the YORKSHIRE COAL-FIELD (88 S.E.) By A. H. GREEN, M.A., J. E. DAKYNS, M.A., and J. C. WARD, F.G.S. Oct. 1869. 1s.

THE GEOLOGY of the COUNTRY between LIVERPOOL and SOUTHPORT (90 S.E.) By C. E. DE RANCE, F.G.S. Oct. 1869. 3d.

THE GEOLOGY of the COUNTRY around SOUTHPORT, LYTHAM, and SOUTH SHORE. By C. E. DE RANCE, F.G.S.

THE GEOLOGY of the CARBONIFEROUS ROCKS NORTH and EAST of LEEDS, and the PERMIAN and TRIASSIC ROCKS about TADCASTER. By W. T. AVELINE, F.G.S., A. H. GREEN, M.A., J. E. DAKYNS, M.A., J. C. WARD, F.G.S., and E. RUSSELL. 6d.

THE GEOLOGY of the NEIGHBOURHOOD of KIRKBY LONSDALE and KENDAL. By W. T. AVELINE, F.G.S., T. MCK. HUGHES, M.A., F.S.A., and E. H. TIDDEMAN, B.A. Price 2s.

THE GEOLOGY of the NEIGHBOURHOOD of KENDAL, WINDERMERE, SEDBERGH, and TEBAY. By W. T. AVELINE, F.G.S., and T. MCK. HUGHES, M.A., F.S.A. Price 1s. 6d.

THE COAL-FIELDS OF THE UNITED KINGDOM ARE ILLUSTRATED FOLLOWING PUBLISHED MAPS OF THE GEOLOGICAL SURVEY

COAL-FIELDS OF UNITED KINGDOM.

(Illustrated by the following Maps.)

- Anglesey, 78 (SW).
 Bristol and Somerset, 19, 35.
 Coalbrook Dale, 61 (NE & SE).
 Clee Hill, 53 (NE, NW).
 Denbighshire, 74 (NE & SE), 79 (SE).
 Derby and Yorkshire, 71 (NW, NE, & SE), 82 (NW & SW), 81 (NE), 87 (NE, SE), 88 (SE).
 Flintshire, 79 (NE & SE).
 Forest of Dean, 43 (SE & SW).
 Forest of Wyre, 61 (SE), 55 (NE).
 *Lancashire, 80 (NW), 81 (NW), 89 (SE, NE, & SW), 88 (SW).
 (For corresponding six-inch Maps, see detailed list.)
 *Leicestershire, 71 (SW), 63 (NW).
 *Newcastle, 105 (NE & SE).
 *North Staffordshire, 72 (NW), 72 (SW), 73 (NE), 80 (SE), 81 (SW).
 *South Staffordshire, 54 (NW), 69 (SW).
 Shrewsbury, 60 (NE), 61 (NW & SW).
 *South Wales, 30, 37, 38, 40, 41, 42 (SE, SW).
 *Warwickshire, 62 (NE & SE), 63 (NW & SW), 54 (NE), 53 (NW).
 Yorkshire, 88, 87 (SW), 93 (SW), 93 (NW).

SCOTLAND.

- *Edinburgh, 32, 33. *Haddington, 32, 33.
 Fife and Kinross, 40, 41.

IRELAND.

- *Kanturk, 174, 175. *Castlecomer, 123, 137.
 *Killenaula (Tipperary), 140.
 (For Sections illustrating these Maps, see detailed list.)
 * With descriptive Memoir.

GEOLOGICAL MAPS OF ENGLAND AND SCOTLAND.

Scale, six inches to a mile.

The Coalfields of Lancashire, Northumberland, Durham, Yorkshire, Edinburghshire, Haddington, Fifeshire, Ayrshire, Dumfriess, Renfrew, Lanark, and Wigton are being surveyed on a scale of six inches to a mile. Price 6s.

Lancashire.—Scale, six inches to a mile.

48. Colne, Twiston Moor.
 49. Laneshaw Bridge. Horiz. Sect. 62, partly illustrates this sheet.
 55. Wally.
 56. Haggate. 6s. Horiz. Sect. 62, 85.
 57. Winewall.
 61. Preston.
 33. Baldorstone, &c.
 63. Accrington.
 64. Burnley.
 65. Stiperden Moor. 4s.
 70. Blackburn, &c.
 71. Haslingden.
 72. Oliviver, Bacup, &c.
 73. Todmorden. 4s.
 78. Bolton-le-Moors.
 79. Entwistle.
 80. Tottington.
 81. Wardle. 6s. Horiz. Sect. 66. Illustrates the sheet.
 84. Ormskirk, St. John's, &c.
 85. Standish, &c.
 86. Adlington, Horwick, &c. " 69. "
 87. Bolton-le-Moors " " 67. "
 88. Bury Heywood " " 66. "
 89. Rochdale, &c. " " 68. "
 92. Bickerstaffe, Skelmersdale. " 69. "
 93. Wigan, Up Holland, &c. " " " "
 94. West Houghton, Hindley, Atherton " " 67. "
 95. Radcliffe, Peel Swinton, &c. " 66-67. "
 96. Middleton, Prestwich, &c. " " 66. "
 97. Oldham, &c. " " 64. "
 100. Knowsley, Rainford, &c. " " 67-68. "
 101. Billinge, Ashton, &c. " " 68. "
 102. Leigh, Lowton " " 67. "
 103. Ashley, Eccles " " 66. "
 104. Manchester, Salford, &c. " 64-65. "
 105. Ashton-under-Lyne " " 64-65. "
 106. Liverpool, &c. " " 68. "
 107. Prescot, Huyton, &c. " " 69. "
 108. St. Helen's, Burton Wood " " 67. "
 109. Warwick, &c. 6s.
 111. Cheedale, part of Stockport, &c.
 112. Stockport, &c. 4s.
 113. Part of Liverpool, &c. 4s.

sheet. **Durham.**—Scale, six inches to a mile.

1. Ryton. 4s. 5. Greenside. 4s.
 2. Gateshead. 4s. 6. Winton.
 3. Jarrow. 4s. 7. Washington.
 4. S. Shields. 4s. 8. Sunderland.

- Sheet. **Durham—cont.**
 9. ——— 4s. 18. Murch.
 10. Edmond Byers. 4s. 19. Lamb.
 11. Ebohester. " " Sects.
 12. Tanbury. " " " "
 13. Chester-le-Street. 6s. 20. Hettley.
 14. Chester-le-Street. " 25. Wolsan.
 17. Waskerley. " 26. Brance.

Northumberland.—Scale, six inches to a mile.

47. Coquet Island. 4s. 85. Cholley.
 56. Druridge Bay, &c. 86. Maffon.
 65. Newbiggin. 4s. 87. Hadden.
 68. Bellingham. " 88. Long B.
 69. Redesdale. " 89. Tyne.
 72. Bedlington. " 95. Corbridge.
 73. Blyth. 4s. 96. Horsley.
 77. Swinburn. " 97. Newcast.
 78. Ingoe. 6s. 98. Walker.
 79. Gonteland. " 103. Slaley.
 80. Crumlington. " 108. Blanchy.
 81. Earsdon. " 109. Shobley.
 84. Newborough. " 111. Allenby.

These Sheets are included in 105 NE.

Yorkshire.—Scale, six inches to a mile.

184. Kelbrook. 274. Barnsley.
 201. Bingley. 281. Langsett.
 203. Seacroft. 282. Wortley.
 204. Aberford. 287. Low B.
 248. Huddersfield. " 288. Eccles.
 260. Honley. 290. Braithwa.
 262. Royston. 293. Hallam.
 272. Holmfrith. 299. "
 273. Penistone. 300. Harthill.

SCOTLAND.

Edinburghshire.—Scale, six inches to a mile.

2. Edinburgh, &c. 12. Penicuik.
 3. Portobello, Mussel- Lasswa.
 burgh, &c. 13. Temple.
 6. Gilmerton Burdie 14. Pathhead.
 House, &c. 17. Brunst.
 7. Dalkeith, &c. 18. Howgate.
 8. Preston Hall. 4s.

These Sheets are included in Sheet 32, O.

9. Preston Hall, &c. 14. Falm, &c.

Haddingtonshire.—Six inches to a mile.

8. Prestonpans, &c. Price 4s.
 9. Trenant, Gladsmuir, &c. Price 6s.
 13. Elphinstone, &c. Price 4s.
 14. Ormiston, East Salton, &c.

These Sheets are included in Sheet 32, O.
 Horizontal Sections 32, 63, and Vertical Sect
 these Six-inch Maps.

Fifeshire.—Six inches to a mile.

24. Markinch, &c. 33. Buckhav.
 25. Scoonie, &c. 35. Dunferm.
 30. Beath, &c. 36. Kinshor.
 31. Auchterderran. 4s. 37. Kinghor.
 32. Dysart, &c.

Ayrshire.—Six inches to one inch.

7. Kilbornic. 29. Sorn.
 8. Beith. 30. Aird's M.
 9. ——— 31. Muirkirk.
 11. Dalry. 33. Ayr, &c.
 12. Dunlop. 34. Coylton.
 13. Stewarton. 35. Old Cum.
 16. Ardrossan. 36. Grieve H.
 17. Irvine. 30. Chiltree.
 18. Kilmarnock. 41. Dalhousie.
 19. Newmilns. 42. New Cur.
 22. Troon. 46. Dalhousie.
 23. Riccarton. 47. Benbecod.
 26. Glenbuck. 4s. 50. Dalry.
 27. Monkton, &c. 52. Glenmoa.
 28. Tarbolton, &c.

Renfrewshire.

16. Neilston. 17. Eaglesha.

Dunbartonshire.

28. Blairdardie Colliery.

Lanarkshire.

1. Bishop Briggs. 37. Netherby.
 5. Drumoyne. 38. Douglas.
 6. Glasgow. 41. Cairn Ta.
 10. Rutherglen. 42. Crawford.
 31. Lesmahagow. 40. Lowthor.
 32. Clyde.

Dumfriess.

1. ——— 6. Sanguha.
 5. Kirkconnel. 7. "

MINERAL STATISTICS.

Embracing the produce of Tin, Copper, Lead, Silver, Zinc, Iron, Coals, and other Minerals. By ROBERT KEOPER of Mining Records. From 1853 to 1857, inclusive, 1s. 6d. each. 1858, Part I., 1s. 6d.; Part II., 1860, 3s. 6d., 1861, 2s.; and Appendix, 1s. 1862, 2s. 6d. 1863, 2s. 6d. 1864, 2s. 1865, 2s. 6d. 1866 to 1873, 1s.

THE IRON ORES OF GREAT BRITAIN.

Part I. The IRON ORES of the North and North Midland Counties of England. (Out of print.) Part II. IRON ORES of South Staffordshire. Price 1s. Part III. The IRON ORES of South Wales. Price 1s. 3d. IRON ORES of the Shropshire Coal-field and of North Staffordshire. 1s. 3d.

STAG
ALB

1877
1878
1879
1880
1881
1882

1883
1884
1885
1886
1887
1888
1889
1890
1891
1892
1893
1894
1895
1896
1897
1898
1899
1900

1901
1902
1903
1904
1905
1906
1907
1908
1909
1910

1911
1912
1913
1914
1915

1916
1917
1918
1919
1920
1921
1922
1923
1924
1925

1926
1927
1928
1929
1930
1931
1932
1933
1934
1935
1936
1937
1938
1939
1940

1941
1942
1943
1944


1945
1946
1947
1948
1949
1950

1951

1952
1953
1954

1955
1956
1957

1958



Date Due

	Date Due

