QK603
.S295


NEW • YORK • BOTANICAL • GARDEN
PRO SCIENTIA ATQUE SALUTE POPULIQUE
1891
LIBRARY


1401
September 1892
R. W. Gibson, Jr.

MISCELLANEA MYCOLOGICA

AUCTORE P. A. SACCARDO

NEW YORK BOTANICAL GARDEN

INDEX.

I. Fungi gallici. — II. Fungi belgici. — III. Fungi helvetici et tyrolenses. — IV. Fungillus italicus Cactaceis noxius. — V. Fungi ex insula Tahiti, ex America boreali et ex Australia.

I.

Fungi gallici lecti a cl. M. Briard (Troyes), P. Brunaud (Saintes), C. C. Gillet (Alençon), Ab. Letendre (Rouen), A. Malbranche (Rouen) et beat. Domina Libert (Malmedy).

Series V.

2182. *Hydnum ochraceum* Pers. **tener*: minus, resupinatum margine secedente subreflexo, tenui-membranacco, pallido, non zonato; aculeis minimis subintegris, crebris, æqualibus, alutaceis. — In sarmentis emortuis Rubi St. Jouin sur mer (Letendre, n. 1725).

2183. *Hydnum stipatum* Fr. – In trunco salicino, Rouen (Let. n. 1469).

2184. *Polyporus imbricatus* Fr. — Ad truncos pr. Rouen (Let. n. 1719).

2185. *Polyporus molluscus* Fr. – In ramis corticatis, Alençon (Gillet, n. 6).

2186. *Radulum orbiculare* Fr. — In sarmentis Rubi, Rouen (Let. n. 1794). Est forma minor aculeis acutiusculis subdenticulatis.

QK603
.S295

2187. *Solenia stipitata* Fuch. — In fragmentis ligneis, Rouen (Let. n. 1811).

2188. *Phlebia radiata* Fr. — In cortice duriore quercino, Rouen (Let. n. 1793).

2189. *Calocera stricta* Fr.– In ligno quercino putri, Pessines (Brun. n. 15).— Sporophora repetite stricte ramosa. Sporæ clavulatæ, deorsum acutæ, 9-12 = 4-5, hyalinæ, medio tenuiter 1-septatæ, non constrictæ. Videtur species Friesiana, sed specimina authentica non vidi.

2190. *Tremella mesenterica* Retz. — In ramo Fraxini, Rouen (Let. n. 1780).

2191. *Tremella torta* Berk. — Ad ramos dejectos, Rouen (Malbr. n. 235).

2192. *Epidochium disciforme* (Fr.) Sacc. — Cryptomyces disciformis Fr. — Ad ramos Ulmi Malmedy (Lib. 1005). — Sporophora fasciculata, filiformia, e strato poligero lutescente oriunda, in clavulam ovatam 10-15 = 8-9 apice dilatata ; sporæ . . . .

2193. *Puccinia mixta* Fuck.— In foliis Alliorum, uredosporæ et teleutospera, prope Rouen (Let. n. 1715).

2194. *Peronospora Radii* De Bary. — In corollis Chrysanthemi inodori, Rouen (Malbr. n. 764).

2195. *Valsa* (Euvalsa) *tenella* H. Fabr. – In ramis emortuis Callunæ vulgaris, Troyes (Briard, n. 5).— Asci 32-36 = 4-5 ; sporidia 8 = 2.

2196. *Valsa* (Euvalsa) *sorbicola* Nits. — In ramis emortuis Sorbi Torminalis, Troyes (Briard, n. 4).

2197. *Eutypa scabrosa* (Bull.) Fuck.– Ad ramos Fraxini, Rouen (Malbr. n. 709).

2198. *Eutypella parvula* Sacc. — Stromatibus laxe parallele gregariis, elongato-lanceolatis, erumpentibus basi ligno infossis, convexiusculis, nigris, 1 ½ mill. long., ½ mill. crassis ; ostiolis exiguis vix extantibus, obtu-

sis, angulosis ; peritheciis globosis, atris, paucis, monostichis, extus albido-furfurellis ; ascis clavatis, longe stipitatis, 110 = 10, p. sporif. 50-60 μ longis, octosporis ; sporidiis distichis allantoideis, curvulis, 11-14 = 3, pallide olivaceis. — In ramulis denique decorticatis Symphoricarpi racemosæ, Saintes (Brunaud, n. 1). — Stromatibus lanceolatis, minutis imprimis dignoscenda species.

2199. *Physalospora citrispora* (B. et Br.) Sacc. – In ramis corticatis Tiliæ argenteæ, Troyes (Briard n. 1). — Asci 72-96 = 24-28, sporidia ovato-citriformia, 20-24 = 10-12. Ab hac forte non differt *Phys. erratica* (C. et E.) Sacc.

2200. *Didymella Picconii* De Not. – In cortice levi Pini, Rouen (Malbr. 667,). – Asci 75 = 9, paraphysati ; sporidia didyma 18 = 6, 4-guttata, loculo sup. majori.

2201. *Didymosphæria Betulæ* (Niessl) Sacc. Syll. I, 707. — In ramis emortuis corticatis Betulæ albæ pr. Troyes (Briard, n. 1).

2202. *Diaporthe* (Tetr.) *oligocarpa* Nits. – In ramulis corticatis Cerasi, Rouen (Malbr. n. 690). — Asci 48 = 6-7 ; sporidia constricto-biconica, 13 = 4.

2203. *Diaporthe* (Chorostate) *pulchella* Sacc. et Br. — Pustulis gregariis, subcutaneo-erumpentibus, $1^1/_3$-$1^1/_2$ mill. d.; peritheciis paucis circinantibus, $^1/_3$-$^1/_2$ mill.d., globulosis, ostiolis convergentibus, brevibus, non exertis ; ascis fusoideis, subsessilibus, aparaphysatis, 60-76 = 12-16 ; lumine apice minute bifoveolato, octosporis ; sporidiis subdistichis, oblongo-fusoideis, constricto-1-septatis, 16-22 = 7-9, utrinque acutiusculis, rectis curvulisve, hyalinis. — In ramis corticatis Populi pyramidalis, Troyes (Briard, n. 5). — *Melanconi dolosæ* (Fr.) De Not. affinis videtur.

2204. *Diaporthe* (Chorostate) *Briardiana* Sacc.–Peritheciis

subcutaneo-prominulis, in acervulos valseos exiguos, gregarios, dense congestis, globulosis, 1/3 mill. d., ostiolis breviusculis vix convergentibus peridermium vix perforantibus; ascis oblongo-fusoideis, subinæqualibus, 44-52 = 6-8, octosporis; sporidiis monostichis v. distichis, oblongo-ellipsoideis, utrinque obtusiusculis, 12-14 = 4, medio leniter constrictis, tenuiterque 1-septatis, 4-guttatis hyalinis. — In ramis emortuis salicinis pr. Troyes (Briard, n. 5). — Eximio et sollerti botanico *Maj.* Briard e Troyes Galliæ meritissime dicata species hæc et aliæ sequentes ab ipso sagaciter perscrutatæ.

2205. *Diaporthe* (Chorostate) *Trecassium* Sacc. et Briard. — Peritheciis corticolis, in acervulos valseos conico-discoideos, regulares, arcte aggregatis, globosis, atris 1/3 mill. d., stromate albido ligneo exceptis circuloque nigro eximie circumscriptis, ostiolis in conum atrum obtusiusculum parum extans coalescentibus; ascis cylindraceis breve stipitatis, apice lumine coarctato, rotundatis, p. sporif. 95-110 = 9-11, octosporis; sporidiis monostichis ellipticis utrinque subrotundatis, constricto-1-septatis, 18-22 = 7-9, biguttatis granulosisve, hyalinis.— In ramis corticatis Platani orientalis pr. Troyes *(Trecasses)*. — Ob sporidia elliptica et ascos teretes ad *D. fibrosam* nutat (Briard, n. 9).

2206. *Diaporthe* (Euporthe) *trinucleata* Niessl. — In caulibus Andryalæ, Saintes (Brunaud, n. 11). Asci 70 = 7; sporidia 12 = 4, sæpius 3-guttata.

2207. *Amphisphæria anceps* Sacc. et Briard. — Peritheciis ligno striolatim nigrificato subimmersis, globulosis, compressiusculis, minutis, 1/4 mill. d., minute papillatis; ascis tereti-clavulatis, stipitatis, apice obtusis, octosporis, 63 = 10 p. specif.; sporidiis oblique mo-

nostichis, 1-septatis, lenissime constrictis, 9-11 = 5-6, biguttatis, olivaceis. — In ramis decorticatis emortuis Populi, pr. Troyes (Briard, n. 10). — Hinc *Didymosphæriæ* (Microtheliæ), hinc *Valsariæ* (Phæospermati) nutat, ideoque anceps *Amphisphæriæ* species.

2208. *Otthia Quercus* Fuck.— In ramis corticatis Quercus, Troyes (Briard, n. 2).— Asci 140-160 = 13-16; sporidia didyma, fuliginea, 20-24 = 10-12.

2209. *Melanconis occulta* (Fuck.) Sacc. Syll. I, 605. — In ramis Populi tremulæ pr. Troyes (Briard, n. 3).

2210. *Pleospora Bardanæ* Niessl f. *Platani* Sacc. — In ramulis corticatis Platani orientalis pr. Troyes (Briard, n. 7).

2211. *Pleospora vagans* Niessl, *β pusilla*.— In foliis Bambusæ cultæ pr. Rouen (Letendre, n. 1707). — Asci crassi, clavati, 70-80 = 17-20. Sporidia disticha fusoideo-oblonga, 22 = 8, supra medium constrictum inflatula, 5-septata, longitud. parce divisa, olivaceo-fusca.

2212. *Cucurbitaria delitescens* Sacc. **Prunorum*.– Peritheciis in cæspitulos collectis, transverse erumpentibus, globosis subinde confluentibus, obtuse papillatis, minutis, atris 1¼-⅓ mill. d.; ascis tereti-clavulatis, paraphysatis, breve stipitatis, 170 = 20-25 p. sporif., octosporis ; sporidiis oblique monostichis obovato-ellipsoideis, apice obtusioribus, 28-32 = 15, 7-septatis denseque muriformibus, ad septum medium manifeste, ad cetera vix constrictis, 25-32 = 12-15, olivaceo-fuligineis. — In ramis corticatis Pruni spinosæ pr. Troyes (Briard, n. 16). A typo præcipue sporidiis majoribus differt.

2213. *Melanomma Briardianum* Sacc. – Peritheciis gregariis, sæpeque 2-4 arcte confluentibus, globoso-conicis, vix ½ mill. d., breve, subinde obsolete, papillatis,

durissimis, atris, extus sub-plicatis ; ascis tereti-clavatis, copiose paraphysatis, apice rotundatis, 160 = 16, octosporis ; sporidiis oblique monostichis, fusoideis, curvulis, utrinque attenuatis, 36-40 = 7-8, 3-septatis, ad septum medium constrictis, loculis mediis sæpe inflatulis, 1-guttatisque, olivaceis, extimis paulo pallidioribus. — In ramis decorticatis lignoque corrupto Salicis et Ribis, pr. Troyes (Briard). Species forma peritheciorum sporidiorumque facile, ut videtur, distinguenda.

2214. *Leptosphæria Michotii* (West.) Sacc.– In foliis Bambusæ cultæ pr. Rouen, socia *Pleospora vagante* (Letendre, n. 1707).

2215. *Sporormia minima* Auersw. — In fimo vaccino, Saintes (Brunaud, n. 75). Asci 60-70 = 12 ; sporidia tetramera, 30 = 5.

2216. *Metasphæria conformis* (B. et Br.) Sacc. *Sphæria conformis* B. et Br. et Curr. Spher. Hook. – In ramis Alni, Troyes, sociis *Cryptospora suffusa* et *Cryptosporio Neesii*, quæ inter se metagenetice vere connexa sunt, non vero, ut opinor, cum *Metasph. conformi* neque cum *Ditopella*, quibus (mirum!) a Tulasneo subjunguntur (Briard). — Eximia species, perperam ab auctoribus ut forma *Ditopellæ fusisporæ* habita, hinc (quia mihi tunc ignota) in *Sylloge* omissa. Perithecia majuscula, $^3/_4$ mill. d., tecta, depressula, papilla acuta erumpente ; asci crasse fusoidei subsessiles, apice obtusi, 60-72 = 18-20, octospori, aparaphysati (an?) ; sporidia disticha v. oblique 1-sticha, tereti-oblonga, utrinque rotundata, curvula, 3-septata, non constricta, 20-24 = 7-8, 4-nucleata v. pluriguttulata, hyalina. — Characteres *Metasphæriæ*, sed natura potius *Calosporæ*, tamen vere simplex.

2217. *Zignoella dolichaspora* Sacc. — In ligno putri Ili-

cis, Rouen (Letendre, n. 1785). — Asci clavati 85-90 = 12; sporidia fusiformia, curvula, 5-7-septata, 36 = 6, hyalina.

2218. *Cryptospora Betulæ* Tul. — In ramis corticatis Betulæ albæ pr. Troyes (Briard, n. 2).

2219. *Lophiotrema angustilabrum* (B. et Br.) Sacc. — Ad ramos Ulicis, Rouen (Malbranche, n. 669). — Sporidia fusoidea, utrinque appendiculata, 4-guttata (immatura), constricto-1-septata, hyalina, 34 = 6.

2220. *Lophiostoma striatum* Sacc. — Peritheciis globulosis, hinc inde gregariis, 1/3 mill. d., cortice immersis, intus atro-cinereis, ostiolo erumpente, compresso, obtusiusculo; ascis tereti-clavatis breve stipitatis 150-160 = 15-20, copiose filiformi-paraphysatis, octosporis; sporidiis oblique monostichis v. distichis, fusoideis, utrinque obtusiusculis, 3-septatis, medio constrictis, 38-40 = 11, 4-guttulatis, olivacco-fulgineis, longitudinaliter tenuiter striatis. — In ramis corticatis Rosæ caninæ Saintes (Brunaud, n. 4). — Sporidiis non muriculatis sed striolatis ab affini *L. Desmazierii* dignoscitur.

2221. *Nectria cinnabarina* (Tode) Fr. var. *obscurata* Rehm. — In ramis Ulmi, Troyes (Briard, n. 2). — Asci 50-70 = 8-12; sporidia constricto-1-septata, 16-18 = 5-6.

2222. *Nectria Stilbosporæ* Tul. – In acervulis Stilbosporæ angustatæ ad Carpinum cum *Fusario socio*. — Asci cylindracei 90-100 = 10; sporidia 1-sticha, elliptico-oblonga, 16-20 = 7-8, tenuiter 1-septata, granulosa, hyalina.

2223. *Pezicula* (Phragmopezia) *livida* (B. et Br.) Rehm.– In cortice Pini, Malmedy (Libert, n. 166). — Asci tereti-clavati, breve stipitati, paraphysati, octospori, 130 = 20; sporidia oblonga, utrinque obtusiuscula,

30 = 10, 4-nucleata, tandem tenuiter 3-septata, ad septa non, nisi medium, constricta. Sporidiis septatis hæc nec non affinis *P. dissepta* Tul. a ceteris speciebus recedit.

2224. *Dermatea* (Encœlia) *furfuracea* Fr. (nec Fuck. nec Sacc.). — In cortice Alni glutinosæ, Rouen (Letendre, n. 1802). — Asci clavulati 81-100 = 8-10, paraphysati, octospori; sporidia cylindracea curva, 2-guttulata (quasi Allantosporarum) 10-12 = 3-4, hyalina. — Species homonyma Fuckelii (Symb. 278) in Corylo et mea in Pruno (Fung. ven. IV, 29) a genuina differt ascomatibus multo minoribus, vix 1½ mill. d., ascis cylindraceis, sporidiis ellipsoideo-oblongis, rectis, 10-11 = 6-8, structura tamen ascomatis et indumenti simillima. Hæc postrema *Derm.* (Encœlia) *Fuckelii* dici meretur. Icon. in F. ital. 1312 pessime fucata, nam non ochracea, sed stramineo-furfuracea, præteraque ascomata nimis aperta.

2225. *Ascobolus immersus* Pers.— In fimo vaccino Saintes (Brunaud, n. 75).

2226. *Trichopeziza albo-testacea* (Desm.) Sacc.– In culmis graminum majorum, Malmedy (Libert, n. 399). — Sporidia acicularia 10-12 = 1. Est quasi *Trichopeziza patens* sed subsessilis.

2227. *Trichopeziza Bernardiana* Sacc. et Let.– Ascomatibus gregariis, sessilibus, cupularibus, totis pallide carneo-luteolis, ⅓-½ mill. d., subceraceis, extus pilis exiguis asperulis lutescentibus ornatis; ascis teretiusculis, brevissime stipitatis, filiformi-paraphysatis, 50-60 = 6, octosporis; sporidiis distichis fusoideo-cylindraceis lenissime curvulis, utrinque obtusiusculis, 10-13 = 1,7-2, hyalinis. — In caule emortuo Cirsii palustris pr. Rouen (Letendre, n. 1717). — Generi *He-*

lotio affinis. — Claro Bernard, floræ circuli Sequanæ inferioris scrutatori eximio, dicata species.

2228. *Lachnella albido-fusca* Sacc. Ascomatibus gregariis, sessilibus, scutellatis, coriaceo-duriusculis, $^1/_2$-$^3/_4$ mill. d., rufo-atris, breve villosis, setis filiformibus, septatis, fuligineis, levibus, 4 μ cr. ; disco concavo, albido, margine leniter involuto ; ascis tereti-clavulatis, deorsum attenuato-stipitatis, 50-55 = 7-8, octosporis ; sporidiis anguste fusoideis, 7-9 = 1,5, distichis, rectis, hyalinis.— In sarmentis corticatis Rubi Idæi, Malmedy (Libert, n. 237). *Lach. barbatæ* et *L. flammeæ* subaffinis.

2229. *Dasyscypha bicolor* (Bull.) Fuck. — In ramis corticatis quercinis, Malmedy (Libert, n. 398).

2230. *Peziza* (Crouania) *miniata* Fuck. *Ascobolus Cronani* Cooke. — Inter muscos Malmedy (Libert, n. 394).

2231. *Niptera Polygoni* Rehm. f. *Rumicis*.– In caule Rumicis Acetosæ emortuo, Rouen (Letendre, n. 1801). Asci tereti-clavati, paraphysati, 35-38 = 7 ; sporidia disticha, oblongo-fusoidea, 6-8 = $1^1/_2$-2, 2-guttulata, hyalina, recta.

2232. *Niptera cæspiticia* (Karst.) Sacc. — In ramis salicinis, Malmedy (Libert, n. 368).

2233. *Niptera palustris* (Rob.) Sacc.– In culmis gramineis, Malmedy (Libert, n. 92). — Asci teretiusculi 30 = 4; sporidia bacillari-curvula, 4-5 = 1.

2234. *Helotium ceracellum* (Fr.) Sacc.– In cortice Rubi, Malmedy (Libert, n. 240).

2235. *Helotium Humuli* (Lasch.) Karst.– In sarmentis Humuli (?), Malmedy (Libert, n. 393). — Asci 100-110 = 8-10 ; sporidia fusoidea 12-15 = 3.

2236. *Helotium phacidioides* Sacc.— Ascomatibus sparsis, plano-scutellatis, initio epidermide velatis (phacidioideis), dein prorsus emergentibus, $^1/_3$-$^1/_2$ mill. d., mar-

gine breviter elevato, atro-fusco, levi, disco sordide cerineo, concaviusculo; ascis tereti-clavulatis, breve crasse stipitatis, 60 = 10, paraphysatis, octosporis, sporidiis, oblique monostichis, bacillaribus, apice obtusiusculis, 15 = 2, leniter curvis, hyalinis. — In foliis emortuis Betulæ albæ, sæpius epiphylla, Malmedy (Libert, n. 953). — Hic *Trochilis*, hinc *Phacidiis* affine, sed propius *Helotio*.

2237. *Calloria vinosa* (A. S.) Karst. – In ligno fagineo, Malmedy (Libert, n. 589).

2238. *Cryptodiscus Libertianus* Sacc. et Roum.– Ascomatibus gregariis, disciformibus, convexulis, $^1/_2$ mill. d., epidermide velatis dein, ea rimose v. varie fissa, erumpentibus, roseis, cornosulis; ascis tereti-clavatis breve crasse stipitatis, 120-130 = 20-24, apice rotundatis, paraphysibus simplicibus, ramulosisque obvallatis, octosporis ; sporidiis distichis, clavato-fusoideis, 28-30 = 8, 5-(raro 3)-septatis, non constrictis, hyalinis. – In ramis corticatis salicinis (ut videtur), Malmedy (Libert, n. 844).— Affinis *Cryptodisco majori*, sed sporidia crassiora, recta, 5-septata, non constricta.

2239. *Hendersonia notha* Sacc. et Br. — Peritheciis gregariis, globoso-depressis, subsuperficialibus, verruculosis, astomis $^1/_{10}$-$^1/_8$ mill. d., contextu parum distincto; stylosporis oblongo-cylindraceis, 10-12 = 4, utrinque rotundatis, rectis, 3-septatis, constrictisque, olivaceo-fuligineis. — In pag. inf. foliorum Juniperi communis, Troyes (Briard, n. 16).

2240. *Ascochyta althæina* Sacc. et Bizz. – Maculis sordide brunneis, sæpe flavo-marginatis, subcircularibus, peritheciis innatis, punctiformibus ; spermatiis oblongis, utrinque rotundatis, 1-septatis, constrictulis, hyalinis, 7-10 = 3,5-4. — In foliis Althææ officinalis languidis, Rouen (Letendre, n. 1727bis).

2241. *Ascochyta Paulowniæ* Sacc. et Brun. — Maculis epiphyllis variis, fusco-cinerescentibus ; peritheciis lenticularibus, pertusis, 90 μ d. ; spermatiis fusoideis, 14-18 = 3, 1-septatis, vix constrictis, 4-guttulatis, dilute olivaceis. — In foliis Paulowniæ, Saintes, socia *Phyllosticta Paulowniæ* Sacc. (Brunaud, n. 11).

2242. *Ascochyta graminicola* Sacc. **ciliolata* Sacc., Mich. II, 621. - In foliis Holci, Rouen (Letendre, n. 1697).

2243. *Septoria Scorodoniæ*. Pass. in litt. (ut var. *Sept. Teucrii*). — Maculis minutis subcircularibus, præcipue epiphyllis, denique folium perforantibus, rufo-ochraceis ; peritheciis paucis punctiformi-lenticularibus, 80 μ d., perforatis; spermetiis bacillaribus, utrinque obtusiusculis, continuis, hyalinis, 28-36 = 1-1,3, eguttulatis. — In foliis languidis Teucrii Scorodoniæ pr. Rouen (Letendre, n. 1703). — Taillebourg Char. inf. (Brunaud).

2244. *Septoria Galeopsidis* West.– In foliis Galeopsidis Tetrahit pr. Rouen (Letendre, n. 1709). Spermatia 30-35 = 1.

2245. *Septoria Ligustri* Desm. in Kichx Flandr. I, 354. — In foliis Ligustri vulgaris languidi pr. Rouen (Letendre, n. 1704). Spermatia 15 = 1.

2246. *Septoria ficariæcola* Sacc. (An Depezea ficariæcola Lasch., Bot. Zeit. 1844, p. 426).— Maculis arescendo ochraceo-pallidis, immarginatis sæpius epiphyllis ; peritheciis punctiformibus depressis, atris, perforatis, 50 μ d. ; spermatiis bacillari-fusoideis, 1-septatis, 18-20 = 1,5, subinde curvulis, hyalinis. — In foliis Ficariæ ranunculoidis, socio *Aecidio Ficariæ* et *Aecidiolo exanthematico* f. *Ficariæ :* conidiis ovoideis, hyalinis 5-6 = 3.

2247. *Septoria lineolata* Sacc. et Sp.— In foliis Caricinearum, Rouen (Letendre, n. 1784).

2248. *Septoria Sisonis* Sacc.– Maculis variis expallentibus; peritheciis copiosis, punctiformibus, atris; spermatiis bacillaribus, obtusiusculis, obsolete 3-septatis, 30 = 1,5, hyalinis. — In foliis Sisonis Amomi, Saintes (Brunaud, n. 19). — Ab affini *Sept. Petroselini* differt spermatiis brevioribus, maculis diversis.

2249. *Septoria sarmenticia* Sacc. — Peritheciis gregariis, globosis, papillatis, 1/6 mill. d., subepidermicis; spermatiis bacillari-fusoideis, utrinque acutis, continuis, hyalinis, 7-11 = 1,5. — In caule Tami communis, Rouen (Malbranche, n. 700).

2250. *Septoria Ephedræ* Sacc. — Peritheciis gregariis, globoso-depressis, pertusis, 80-100 μ d., epidermide initio velatis; spermatiis bacillaribus, curvis, utrinque obtusiusculis, 26-30 = 1,5, 6-10-guttulatis, hyalinis. — In ramulis Ephedræ, Rouen (Letendre, n. 1787).

2251. *Dothichiza Padi* Sacc. et Roum. – Peritheciis subsuperficialibus, gregariis, applanatis, dein pezizoideo-depressis, atris, subcoriaceis, 1/3-1/2 mill. d.; spermatiis oblongis, 6 = 1, hyalinis; basidiis varie ramosis cylindraceis 4-6-plo longioribus suffultis. — In ramis corticatis Pruni Padi, Malmedy (Libert, n. 132). Verisimiliter status spermogonicus *Cenangii Padi* Fr.

2252. *Cytispora ericeti* Sacc. — Peritheciis hinc inde aggregatis, subcutaneo-erumpentibus, papillatis, atris, 1/4 mill. d.; spermatiis cylindricis, curvis, 11-14 = 2, hyalinis; basidiis bacillaribus brevioribus. — In trunco corticato Ericæ, Rouen (Malbranche, n. 664).

2253. *Diplodia Juniperi* West. f. *foliicola*. – In foliis emortuis Juniperi communis, Troyes (Briard, n. 17). Stylosporæ didymæ, fuscæ, 24-26 = 10-11.

2254. *Diplodia Platani* Sacc. – Peritheciis gregariis, subcutaneo-erumpentibus, papillatis, atris, 1/2 mill. d.; stylosporis didymis, utrinque rotundatis, constrictis,

22-28 = 12-14, fusco-olivaceis.— In ramis Platani orientalis, Troyes (Briard, n. 19) et in agro Veneto. *Dipl. paupercula* B. differt quia microspora.

2255. *Camarosporium polymorphum* (De Not.) Sacc. — In caulibus Rutæ, Saintes (Brunaud, n. 14). Stylosporæ ovato-globosæ, 2-3-septato-muriformes, subinde cruciatim septatæ, fuligineæ, 10-15 = 8-10.

2256. *Labrella Ptarmicæ* Desm.– In foliis Achilleæ Ptarmicæ vivis, Rouen (Letendre, n. 1767). — Specimina imperfecta, ergo dubium an statum ascophorum spectent.

2257. *Phyllosticta Paulowniæ* Sacc. — In foliis Paulowniæ, Saintes (Brunaud, n. 11).

2258. *Phyllosticta Wistariæ* Sacc. – Maculis irregularibus amphigenis, ochraceis ; peritheciis gregariis lentiformibus, pertusis, $^1/_6$ mill. d., tenui-membranaceis; spermatiis oblongis, deorsum acutioribus, 2-guttatis, 8-10 = 3-3,5; basidiis acicularibus 15 = 1,5. — In foliis Wistariæ sinensis, Saintes (Brunaud, n. 22). — Ob basidia *Phomæ* accedit, cetera vero *Phyllostictæ*.

2259. *Phyllosticta Pharbitis* Sacc. — In foliis Pharbitis hispidæ, Rouen (Letendre, n. 1683).

2260. *Phyllosticta Caprifoli* (Op.) Sacc. — In foliis Loniceræ, Rouen (Letendre, n. 1799).

2261. *Phyllosticta æsculina* Sacc. – Maculis amphigenis arescendo ochraceis, variis ; peritheciis punctiformibus, vix $^1/_{10}$ mill. d., atris ; spermatiis ellipsoideis, hyalinis, 9 = 3 ; basidiis obsoletis. — In foliis adhuc vivis Aesculi Hippocastani prope Rouen (Letendre, n. 1708). — A *Ph. æsculicola* differt præcipue spermatiis duplo majoribus

2262. *Phoma Ophites* Sacc. — Peritheciis subcutaneis globo-depressis, atro-olivaceis, subinde linea stomatica nigricante subcorticali cinctis, ostiolo obtuso erum-

pente; spermatiis fusoideis, rectis, 10 = 2, 2-guttatis hyalinis; basidiis acicularibus fasciculatis, 15 = 1,5, hyalinis. — In ramulis emortuis Hibisci syriaci, Saintes (Brunaud, n. 5). — Spermogonium *Diaporthes Ophites* Sacc.

2263. *Coniothyrium fœdans* Sacc. – In ramis corticatis Juglandis regiæ pr. Troyes (Briard, n. 22).

2264. *Steganosporium Aesculi* Sacc., Syll. II, p. 3.– In ramulis Aesculi Hippocastani, Troyes (Briard, n. 12). Status conidicus *Massariæ Aesculi.*

2265. *Sphacelia nigricans* (Tul.) Sacc. **S. tenella* Sacc. – Acervulis multo minoribus, $^1/_4$-$^1/_3$ mill. d., epidermide diu velatis, atris; conidiis sphæricis, 1-5 = 1,7, hyalinis, catenulatis; basidiis e basi cellulosa olivaceo-fuliginea oriundis, acicularibus, 8-14 = 1,5, hyalinis, simplicibus v. bi-trifidis.— In calamo Junci glauci, Rouen (Malbranche, n. 654).

2266. *Cylindrosporium Colchici* Sacc. An *Septoria Colchici* Pass.? — Acervulis parenchymate immersis, punctiformibus, sæpius concentrice dispositis, 80-100 μ d., perithecio destitutis; conidiis bacillari-fusoideis hyalinis, 26-30 = 2-2,5, curvulis, subinde spurie 1-3-septatis (interdum multo brevioribus, 10-12 = 3 rectiusculis); basidiis bacillaribus varie ramosis, hyalinis. — In foliorum partibus arescendo ochraceis Colchici officinalis, Rouen (Letendre, n. 1777).

2267. *Closterosporium fungorum* Sacc. — Sporodochiis effusis planis, aterrimis, 2-3 mill. latis, compactis, superficialibus; conidiis dense fasciculatis fusoideis; apice rotundatis, 25-28 = 8, recte, v. inæquilateralibus, deorsum in basidium cylindraceum iis brevius attenuatis, 3-(raro 4)-septatis, ad septa leniter constrictis, loculi 2 intermediis fuligineis, guttulatis, extimis basidiis que dilute olivaceis. In Corticio levi v. affi-

ni parasiticum, Alençon (Gillet). — A *Sporidesmio fungorum* (Fr.) Berk. verisimiliter non differt; natura vero compacta tam a *Closterosporio* quam a *Sporodesmio* recedit et potius ad *Exosporium* vergit. A *Coryneis* vegetatione prorsus superficiali differt.

2268. *Macrosporium trichellum* Sacc. et Arch. — In foliis Hederæ, Rouen (Letendre, n. 1688).

2269. *Cladosporium perpusillum* Sacc.– Cæspitulis creberrimis, punctiformibus, atris, superficialibus ; hyphis e basi stromatica hemisphærica sphæriæformi oriundis, filiformibus, 40-50 = 5, sursum denticulato-sporigeris, continuis, fuligineis ; conidiis oblongis v. breve fusoideis, continuis mox 1-(raro 2-3)-septatis, vix constrictis, 9-11 = 4, olivaceis. — In culmis Ammophilæ, Vendée (Malbranche, n. 78). Habitus fere minimi *Perisporii*.

2270. *Botrytis bryophila* (Pers. ?) Sacc. *Sporotrichum bryophilum* Pers.? — Effusa, flavido-alba, compactiuscula ; hyphis fasciculatis, assurgentibus, septatis, fulvellis, 20 μ cr., sursum varie ramosis, ramulis asperulis hinc inde glomerulos basidiorum oblongorum, inæqualium gerentibus ; conidiis sphæricis, levibus, 3,5-4 μ diam., hyalinis ad apicem basidiorum nascentibus. — In ramulis foliosis Hypnorum, Rouen (Letendre, n. 1778). Convenit cum diagnosi Persooniana, quæ tamen ita manca ut judicium tutum inferri nequeat.

2271. *Ramularia Lampsanæ* (Desm.) Sacc. f. *Taraxaci*. – In foliis *Taraxaci officinalis* pr. Rouen (Letendre, num. 1694). — Conidia cylindrico-fusoidea, 15-25 = 3.

2272. *Cercospora montana* (Speg.) Sacc. – In pagina inf. foliorum languidorum Epilobii montani pr. Rouen (Letendre, n. 1695).

2273. *Ovularia sphæroidea* Sacc. — In foliis Loti cor-

niculati, hypophylla, pr. Rouen (Letendre, n. 1714). — Conidia globulosa 8-10 μ d.

2274. *Sphæridium vitellinum* Fres. — In foliis dejectis putrescentibus, Elbeuf (Malbranche, n. 783). — Basidia stipitem constituentia fasciculata bacillaria, simplicia vel sursum breve ramulosa, 50-60 = 2 ; conidia catenulata, cylindrica, 6-8 = 1-1,3. Eximia plantula flavo-vitellina, globosa, stipitulata.

2275. *Fusarium* (Selenosporium) *socium* Sacc.— Sporodochiis superficialibus, pulvinatis, cinnabarinis, 1-2 mill. d., compactis, levibus; conidiis fusiformibus, utrinque acutissimis, curvis, tenuiter 6-8-septatis, guttulatis, 60 = 6-7 ; basidiis fasciculatis filiformibus, 50-90 = 3, ramoso-furcatis, hyalinis. – In cortice Carpini cum *Stilbospora* et *Nectria Stilbosporæ*, cujus facile status conidicus, Troyes (Briard).

2276. *Fusarium violaceum* Fuck. In tuberibus udis Solani tuberosi, pr. Rouen (Letendre, n. 1722). — Conidia falcata, obtusula, 30 = 5, 3-septata.

2277. *Periola tomentosa* Fr. — In tuberibus Solani tuberosi, socio *Fusario violaceo* quod in Periola parasitari videtur. — Conidia obovata minuta, 5 = 3, hyalina, basidiis 3-4-plo longioribus dense fasciculatis bacillaribus suffulta.

II.

Fungi belgici lecti a cl. Dominis Elisa Bommer et Maria Rousseau (1).

1. *Polyporus Braunii* Rabenh. — In truncis exoticis in Horto botanico Bruxellensi.
2. *Chætomium Fieberi* Corda. **C. Saccardianum* Bomm. et Rouss. in litt. – In charta putrescente. – Perithecia minuta, 1/8 mill. d., mox collabascendo cupulata ; setulæ filiformes fuligineæ, 150-200 = 3, modice flexuosæ, sursum denticulato-conidiophoræ ; conidia sphærica hyalina dein fuscidula, distincte muriculata, 8-9 μ d. Sporidia limoniiformia, 9 = 7, fuliginea. Conidia modo descripta ab auctoribus nullis describuntur : an ergo species distinguenda ?
3. *Trichosphæria Punctillum* Rehm. **T. pachyspora* S. R. B. — A typo recedit sporidiis paulo brevioribus et crassioribus. Perithecia 1/4 mill. d. ; setulæ septatæ atrofuscæ 150-200 = 8 ; asci tereti-fusoidei, 90-80 = 10 ; sporidia ellipsoidea, utrinque acutiuscula 10-12 = 7, granulosa, hyalina, v. dilutissime flavida. — In lignis putridis.
4. *Zignoëlla* (Zignoina) *grœnendalensis* S. R. B. — Peritheciis gregariis, subglobosis, exiguis, 1/6 mill., breve papillatis, carbonaceis, fragilibus, atris, basi hyphis fuligineis filiformibus tortuosis cinctis, ceterum subglabris ; ascis cylindraceis, modice stipitatis ; paraphysatis, octosporis, 110-120 = 7, apice lumine sub-bifo-

(1) Species perpaucas e Verviers cl. Doct. E. Lambotte communicavit. Ceteras species prope Bruxelles legerunt cll. dominae Bommer et Rousseau.

veolato ; sporidiis, monostichis, elliptico-oblongis, subinæquilateralibus, 16-18 = 6-7, 1-2-guttatis, granulosisque, hyalinis. — In ligno fagineo putri, Groenendael pr. Bruxelles. — Fructificatione ad *Ceratostomellam dubiam* Sacc. admodum accedit, sed rostellum perithecii deest.

5. *Melanopsamma Saccardiana* Bomm. et Rouss. in litt. — Perithecis gregariis, minutis, $^1/_6$ mill. d., subglobosis, obtuse papillatis, atris, glabrescentibus, sed hyphis dematiaceis (propriis?) rigidulis, fuligineis, plerumque cinctis ; ascis subcylindricis, aparaphysatis v. spurie paraphysatis, 60-70 = 5-7, apice rotundatis, deorsum attenuatis breveque stipitatis, octosporis ; sporidiis oblique monostichis v. distichis, breve oblongis, utrinque obtusiusculis, diu continuis, tandem distincte constricto-1-septatis, 7-8 = 4, 2-4-guttulatis, hyalinis. — In ligno fagineo putrescente Groenendael, sociis *Helminthosporio apiculato* et *Lasiosphæria hispida*.

6. *Lophiotrema rubidum* S. R. B. — Perithecis ligno (cortice secedente) superficie leniter cruentato semiimmersis, v. basi infossis, subglobosis, compressiusculis carbonaceis, nigris, $^1/_3$ mill. cr., ostiolo minuto compresso, subinde subpapillato ; ascis teretibus, filiformi-paraphysatis, breve stipitatis, 130 = 10, octosporis ; sporidiis oblique 1-stichis v. distichis, fusiformibus, rectis curvulisve, utrinque acutis, 25-30 = 6, 4-nucleatis, triseptatis, leniterque constrictis, hyalinis, initio strato exiguo mucoso obductis. — In sarmentis emortuis Rubi. — Affine *Loph. præmorso*, a quo differt sporidiis 4-(nec 6-) nucleatis, matrice cruentata etc.

7. *Physalospora Callunæ* (De Not.) Sacc. — In ramis corticatis Callunæ vulgaris, Verviers (Lambotte).

8. *Phoma nitidula* S. R. B. — Perithecis gregariis, glo-

boso-hemisphæricis, atris, nitidissimis, subsuperficialibus, 1/6 mill. d., vix papillatis ; spermatiis bacillaribus, rectis, utrinque obtusiusculis, 16-20 = 1,8-2, hyalinis, basidiis perexiguis. — In glandibus quercinis. — Affinis *Phomæ cylindrosporæ*, sed perithecia diversa.

9. *Phoma* (Aposphæria) *stigmospora* Sacc. et Lamb. — Peritheciis subsuperficialibus hinc inde dense gregariis, globosis obtuse breve papillatis, atris, 1/4 mill. diam. ; spermatiis copiosissimis globosis, perexiguis 1-1,5 μ diam., subhyalinis ; basidiis acicularibus, 7-9 = 1,3, fasciculatis, hyalinis. — In ramis corticatis emortuis Callunæ vulgaris, Verviers (Lambotte).

10. *Ceuthospora glandicola* S. R. B.— Stromatibus sparsis, e basi subplana depresse conicis, subsuperficialibus, atris, nitidulis, 1/3 mill. lat. intus 2-4-loculatis ; contextu minute celluloso rufo-fusco ; spermatiis fusiformibus, curvulis, utrinque acutis, hyalinis, 15-17 = 1,5 ; basidiis obsoletis.— In glandibus emortuis quercinis.

11. *Hendersonia* (Stagonospora) *Lambottiana* Sacc. — Peritheciis erumpenti-subsuperficialibus, globoso-depressis, vertice tandem (collabascendo ?) excavatis, subastomis, atro-olivaceis 1/4-1/3 mill. d., contextu subprosenchymatico olivacco-fusco ; stylosporis cylindraceis, curvulis, utrinque rotundatis, 14-18 = 3-4, 3-septatis, non constrictis, hyalinis ; basidiis dense fasciculatis, cylindricis, varie furcatis v. ramosis, 25-30 = 2, hyalinis. — In trunco ramisque corticatis emortuis Callunæ vulgaris, Verviers (Lambotte). — In genere anceps, quia perithecia subastoma et fere pezizoidea.

12. *Camarosporium pithyum* S. R. B. — Peritheciis subsparsis, globoso-lenticularibus, epidermide initio vela-

tis, ½ mill. d., poro pertusis; stylosporis oblongo-ellipsoideis, 3-septatis, parceque muriformibus, ad septa non constrictis, 18-20 = 8-10, fuligineis, basidiis brevissimis hyalinis suffultis. — In foliis Araucariæ imbricatæ, sæpius epiphylla. — A *C. susequanensi* differt peritheciis paulo majoribus et defectu macula matricali.

13. *Camarosporium salicinum* S. R. B. — Peritheciis subcutaneo-erumpentibus, globoso-papillatis atris, laxe gregariis, ½ mill. d.; stylosporis ellipsoideis, 3-septato-muriformibus, ad septa constrictis, utrinque rotundatis, 18-20 = 8-10, fuligineis; basidiis .... non visis. — In ramis corticatis salicinis, socia *Diplodia salicella* Sacc.

14. *Sphæronema ?? Acicula* S. R. B. — Peritheciis spuriis in ligno superficie pruinoso-dealbato laxe gregariis superficialibus, minutis, acicularibus, apice truncatis nigris, 150 = 50, contextu prosenchymatico, subcarbonaceo, fuligineo, basidiis prælongis, filiformibus, fasciculatis, apice in vesiculam guttulatam 18-20 = 8-10, desinentibus; spermatiis oblongis suballantoideis, deorsum acutioribus, 12-15 = 4-5, guttulatis hyalinis. — In ligno putrescente Carpini Betuli. — Forma paradoxa (lichenosa?) a genere *Sphæronemate*, valde recedens.

Agyriella Sacc. nov. gen. *Agyrium* Lib. ex parte. Sporodochium erumpens, pulvinatum, gelatinoso-induratum, nigrum; basidia prælonga fasciculata, sursum ramosa, ramis pluries verticillato-ramulosis, hinc capitato-conidiophoris. Conidia acrogena oblongo-cylindracea subhyalina.

15. *Agyriella nitida* (Lib.) Sacc. *Agyrium nitidum* Lib. Conf. Sacc., Syll. fung. II, p. 317. — Basidia 150-200 μ longa, quandoque in fasciculos coalescentia; conidia·

subcylindracea, curvula, 3-4 = ½, cum basidiis e hyalino dilutissime olivacea. — In sarmentis Rubi.

16. *Sporoschisma insigne* S. R. B. — Effusum, setuloso-velutinum, atrum (ex conidiis) albido-variegatum; hyphis erectis cylindraceis, supra basim v. et prope apicem inflatulis, obscure septatis, 200-300 = 10-12 (ad inflationes), fuligineis basi fibrillosis; conidiis ex interiore hypha continuo exsilientibus, subindeque catenulatis, cylindricis, utrinque truncatis, 40-50 = 6-6½, initio granulosis, dein 10-14-guttatis, septatisque non constrictis, hyalinis. — In ligno putri. Pulcherrima species, a ceteris optime distinguenda.

17. *Virgaria coffeospora* S. R. B. — Effusa setuloso-velutina, atra; hyphis assurgentibus, rigidulis, sursum acutis, remote septatis, fuligineis, subsimplicibus; conidiis (pleuro-acrogenis?) ovoideis, plano-convexis (coffeiformibus), 10 = 5, biguttulatis, fuligineis. — In ligno putri fagineo.

18. *Helminthosporium coryneoideum* De Not. * *H. proliferum* S. R. B. — A typo differt præcipue hyphis minus densis et præsentia articuli sphærici, levis, 1-guttati, ochraceo-fusci, 20 μ d., et mox decidui, ad apicem conidiorum. — Hyphæ 80-90 = 7, pluriseptata; conidia ellipsoidea 32-35 = 18, quinquelocularia, non constricta, fuliginea, loculis extimis pallidioribus. — Ad caules Urticæ dioicæ. Proliferatio vere curiosa, et hucusque nobis in nulla alia specie visa.

19. *Closterosporium gibbum* S. R. B. — Effusum, tenue, velutinum, atrum; hyphis mycelicis repentibus septulatis, pallide fuligineis, hinc inde ramulos conidiophoros conidio triplo breviores sub-1-septatos exerentibus; conidiis oblongis arcuato-gibbis, hinc apice laterali, sæpius obtuso, 2-septatis, non constrictis, 15 = 7-8, fuligineis dein prorsus opacis. — In foliis Arau-

cariæ imbricatæ putrescentibus.— Conidii apex subinde (e germinatione?) muco quodam auctus.

20. *Closterosporium Eruca* S. R. B. — Effusum, tenue, subpulveraceum, atrum; mycelio fere obsoleto; conidiis tereti-fusoideis, sæpius curvatis, apice rotundatis, 65-70 = 11-14, basi brevissima stipitiformi suffultis, 13-16-septatis, ad septa non constrictis, atrofuligineis. — In ligno putrescente Ulmi.

III.

Fungi helvetici et tyrolenses lecti a cl. prof. P. Morthier, G. Winter et ab. J. Bresadola.

1. *Sphærella nerviseda* Speg. * *microspora:* sporidiis clavulatis quam in typo brevioribus, 10-12 = 4,5 in ascis clavulatis 50 = 10 oblique monostichis.– In foliis emortuis Orobi verni, sociis spermogoniis: *Septoria orobicola* Sacc. et *Phyllosticta orobella* Sacc., prope Neuchatel, (Morthier, n. 5).
2. *Metasphæria massarina* Sacc. — Peritheciis sparsis, subcutaneis, vix erumpentibus, globoso-depressis, obsolete papillulatis, $^3/_4$ mill. d., subcoriaceis; ascis cylindraceis, breve stipitatis, apice rotundato-obtusis, 125-130 = 10-11, paraphysibus tenuibus, subinde ramulosis obvallatis, octosporis; sporidiis monostichis oblongis rectis, utrinque obtuse rotundatis, 23-28 = 8-10, 5-6-septatis, non constrictis, nisi leniter ad medium, hyalinis. — Ad ramulos corticatos Ribis alpini pr. Neuchatel (Morthier, n. 10). — Pulchra species, ad Massariuam accedens, sed sporidiorum mucus nullus.
3. *Leptosphæria Galiorum* Sacc. v. *Gentianae.*— Ad caules Gentianæ luteæ prope Neuchatel (Morthier, n. 18).

— Asci clavati stipitati, 75-80 = 18; sporidia 3-septata, rufo-fusca, 20-22 = 7-9.

4. *Leptosphæria ophioboloides* Sacc. — Peritheciis gregariis epidermide velatis, globosis, $^1/_4$-$^1/_3$ mill. d., atris, ostiolo papillato erumpente; contextu parenchymatico densiusculo; ascis clavatis, breve stipitatis, apice obtusiusculis, 120-130 = 14, parce paraphysatis, octosporis; sporidiis subtristichis bacillaribus, utrinque obtuse rotundatis, 8-10-septatis, loculo 2.° vel 3.° paulo crassiore, 50-55 = 4-4,5, olivaceo-melleis, loculis sæpius minute biguttulatis. — Ad caules Tragopogonis, ut videtur, in sylvis prope Neuchatel (Morthier, n. 14). — Sporidia subinde bina apicibus connexa, interdum in loculos secedentia, hinc ophioboloidea.

5. *Leptosphæria Morthieriana* Sacc. — Peritheciis laxe gregariis, parenchymate immersis globulosis, duriusculis, atris, $^1/_6$ mill. d., ostiolo conoideo acuto, emergente; ascis teretibus, crassis, brevissime abrupte stipitatis, 140-150 = 35-37, paraphysatis, apice subrotundatis, octosporis; sporidiis distichis oblongo-fusoideis rectis, utrinque rotundatis 40-45 = 13-14, 5-septatis, vix constrictis, lutescentibus. — In foliis Succisæ putrescentibus in palude torfaceo *les Ponts* prope Neuchatel (Morthier, n. 6). — Præclaro botanico, de Flora helvetica meritissimo, P. Morthier dicata species.

6. *Leptosphæria vagabunda* Sacc. — In sarmentis corticatis Rubi Idæi prope Neuchatel (Morthier, n. 4).

7. *Pleospora Cytisi* Fuck f. *Spartii*. — In ramis Spartii juncei, Neuchatel (Morthier, n. 1).

8. *Pyrenopeziza Corcellensis* Sacc. — Ascomatibus laxe gregariis epidermide diu velatis, dein erumpentibus, plano-scutellatis, $^1/_4$ mill. d., totis nigricantibus, margine parum elevato, subinæquali; excipuli contextu

parenchymatico fusco, ad marginem parenchymatico subhyalino ; ascis fusoideis, brevissime stipitatis, apice obtuse attenuatis, octosporis ; paraphysibus bacillaribus apice anguste clavulatis ; sporidiis subtristichis, fusiformibus, rectis, curvulisve, acutiusculis, 30-32 = 3,5-4, granulosis hyalinis.— In foliis calamisque Luzulæ albidæ in sylvis Corcelles prope Neuchatel (Morthier, n. 15). — Affinis *Trochilæ diminuenti* Karst., sed sporidia longiora et paraphyses vix apice clavatae.

9. *Chondrioderma spumarioides* (Fr.) Rost. — Ad virgulta prope lacum Neuchatel (Morthier, n. 24).

10. *Septoria Visci* Bresad. in litt. — Maculis subcircularibus amphigenis lutescentibus, nonnihil elevatis, margine concolori ; peritheciis in centro maculæ hypophyllæ copiosis, densis, globoso-lenticularibus, late pertusis, atris, $^1/_8$-$^1/_6$ mill. d.; spermatiis anguste bacillari-fusoideis, leniter curvis, 20-34 = 1,5, spurie obsolete 1-3-guttato-septulatis, hyalinis, utrinque obtusiusculis. — In foliis adhuc vivis Visci albi in sylvis Tridentinis (Bresadola).

11. *Septoria pleosporoides* Sacc. — In caulibus emortuis Ranunculi aconitifolii in Jura prope Neuchatel (Morthier, n. 16).

12. *Septoria Xylostei* Sacc. et Wint. — Maculis subcircularibus, albicantibus, atro-marginatis ; peritheciis paucis, amphigenis lenticularibus, pertusis, 120-150 μ d.; spermatiis bacillaribus, utrinque obtusiusculis, leniter curvis, 40-60 = 1,5, 8-10-guttulatis, hyalinis.— In foliis Loniceræ Xylostei vivis v. languidis, Zürich (Winter).

13. *Septoria Trollii* Sacc. et Wint.— Maculis variis ochraceo-expallentibus, sæpius epiphyllis, vix marginatis ; peritheciis innatis, perexiguis, 40-50 μ d., fuscellis ;

spermatiis filiformibus, leniter flexuosis, 40-50 = 1-1,5, tenuiter 3-septatis hyalinis. — In foliis Trolli europæi languidis, Rigi Helvetiae (Winter).

14. *Septoria orobicola* Sacc. — In foliis Orobi verni, prope Neuchatel, socia *Sphærella nerviseda* et *Phyllosticta orobella* (Morthier, n. 5).

15. *Phyllosticta orobella* Sacc. — Maculis expallentibus, variis, non marginatis; perithecciis gregariis, punctiformibus, initio tectis, 80-100 μ d.; spermatiis oblongis, inæquilateris, utrinque rotundatis, biguttulatis, hyalinis, 7-7,5 = 3. — In foliis Orobi verni cum præcedente, Neuchatel (Morthier, n. 5). A *Ph. orobina* Sacc. prorsus diversa.

16. *Sirococcus cylindroides* Sacc. — Peritheciis gregariis, velatis, dein epidermide secessa, superficialibus, globoso-conicis, dein collabascentibus, papillulatis, 1/3-1/2 mill. d., atris, duriusculis; spermatiis in catenulas simplices v. parce ramosas, 50-60 μ longas digestis, cylindricis, utrinque subtruncatis, 6-7 = 1,5, subhyalinis, ex basidiis sporomorphis fasciculatis oriundis. — In caule emortuo Adenostylis albifrontis in Jura prope Neuchatel, socia *Leptosphæria Nitschkei* Rehm (Morthier, n. 17).

17. *Dinemasporium microsporum* Sacc. — Peritheciis sparsis, subsuperficialibus, subcupulatis, 1/3 mill. d., nigris, setulis rigidis, cuspidatis, 250-280 μ longis, subcontinuis, atris obsessis; spermatiis cylindraceis, curvatis, 7-9 = 2-3, utrinque oblique 1-ciliatis, ciliis 10-12 μ longis, hyalinis; basidiis fasciculatis filiformibus, 40 = 1-1,5. — In foliis emortuis Phragmites ad lacum Neuchatel (Morthier, n. 21).

18. *Cercosporella septorioides* Sacc. — Maculis griseo-fuscis epiphyllis nervis limitatis; cæspitulis late effusis, albidis, maculiformibus; basidiis (hyphis) fasciculatis, pa-

liformibus, 20-30 = 5, continuis, subhyalinis; conidiis cylindraceis, curvatis, spurie 3-5-septatis v. guttulatis (septorioideis), utrinque obtusiusculis, 60-70 = 5-6, hyalinis. — In foliis Adenostylis albifrontis, socia *Sphærella* confertissima, immatura, in monte Lautaret Delphinati (Mortier, n. 12).

19. *Cercosporella rœthica* Sacc. et Wint. — Maculis subcircularibus, amphigenis, expallentibus, indistincte fusco-marginatis; cæspitulis minutis albis; basidiis (hyphis) filiformibus, nodulosis, simplicibus, v. furcatis, 30 = 3-3,5, continuis, hyalinis; conidiis, bacillari-fusoideis, lenissime curvis, 40-45 = 4, 3-septatis, non constrictis, utrinque obtusiusculis, hyalinis. — In foliis languidis Imperatoriæ, Cellerine Rhætiæ (Winter).

IV.

Fungillus italicus Cactaceis noxius.

Phoma torrens Sacc. — Peritheciis dense gregariis, plagas in plantis initio vivis magis magisque diffusas, arescendo griseo-ochraceas afficientibus, punctiformibus, globoso-hemisphæricis, 100-150 μ d., initio epidermide velatis, dein erumpentibus, vertice obtusiusculo pertusis; contextu parenchymatico fuligineo solidiusculo; spermatiis in basi sporigera subsessilibus, obovatis, 8-10 = 7, nunc minute pluriguttulatis, nunc crasse 1-2-guttatis, hyalinis. — In Cereis, Echinocactis, Mammillariis cultis, quibus cutem mox uret et tandem mortem affert, in horto botanico romano, ubi cum amico prof. Pirotta legi autumno 1883, nec non in hortis patavinis. — Cum *Phoma Cacti* Berk. non comparanda. Spermatia sæpe guttulis minutis farcta ascos polysporos fere imitantur.

V.

Fungi lecti in insula oceanica Thaiti a cl. centurione Gast. Brunaud, in America boreali a cll. J. B. Ellis, C. H. Demetrio et W. H. Kellermann, et in Australia ex herb. Bosc.

1. *Exidia auriformis* Fr. Ad truncos in insula Tahiti (G. Brunaud, n. 2). — Ad *Exidiam sambucinam* nostratem valde accedit.
2. *Parodiella Banksiæ* Sacc. et Bizz. — Peritheciis hypophyllis dense gregariis, superficialibus, globulosis, nigris, punctiformibus, 100-110 μ diam., subastomis, glabris, basi hyphulis, paucis cinctis; ascis tereti-clavulatis, subsessilibus, apice truncatis, octosporis 50-55 = 10; paraphysibus bacillari-clavulatis; sporidiis distichis, fusoideo-oblongis, constricto-1-septatis, 14-15 = 4-5, olivaceo-fuscis. — In p. inf. foliorum subviventium Banksiæ marginatæ in New-South-Wales Australiae (herb. Bosc in horto patavino). — Mycelium fere nullum ergo non *Dimerosporium*.
3. *Daldinia concentrica* (Bolt.) Ces. De Not. var. *Eschscholzii* Ehrenb. — Ad caudicem Cocos, Tahiti (G. Brunaud, n. 3).
4. *Sphærella Tahitensis* Sacc. — Peritheciis hypophyllis velatis, hinc inde dense gregariis, punctiformibus, lenticularibus pertusis, 80 μ d.; ascis tereti-fusoideis, subsessilibus, apice rotundatis, 48 = 7-8, octosporis; sporidiis distichis fusoideo-clavulatis, 1-septatis, leniter constrictis, 4-guttulatis, 14 = 3, hyalinis. — In foliis emortuis Mangiferæ indicæ (socia *Pestalozzia funerea* f. *Mangiferæ:* conidiis quam in typo paulo minoribus, 22 = 6) in insula Tahiti (G. Brunaud, n. 3).

5. *Diplodia Vincæ* Sacc. et Wint.-Peritheciis gregariis, v. subsparsis, tectis, globosis, exiguis, atris, 260-300 μ d., ostiolo papillato erumpente; stylosporis ovatis, ovato-oblongis, v. subpyriformibus, sæpe irregularibus, diu continuis fuligineis 17-28 = 10-14. — In foliis caulibusque Vincæ minoris, Amanda, Ohio, Amer. bor. (W. H. Kellermann). — Si stylosporæ jugiter continuæ manent ad genus *Sphæropsis* Sacc. referenda species.

6. *Diplodia cococarpa* Sacc. — Peritheciis dense gregariis, subcuticulari-erumpentibus, globosis, papillatis atris, intus nitidulis, $^1/_3$ mill. d.; stylosporis stipitatis ellipsoideo-oblongis, 22 = 12, 1-septatis, vix constrictis fuligineis, subinde longitudinaliter striatulis, filamentis (paraphysibus?) filiformibus, hyalinis, duplo longioribus intermixtis. — Ad parietem inter. pericarpii *Cocos nuciferæ* putridi, Tahiti (G. Brunaud, n. 16).

7. *Zygosporium oscheoides* Mont. — In foliis emortuis Palmarum e. g. Cocos in insula Tahiti (G. Brunaud). Fungillus vere singularis! Hyphæ fertiles assurgentes, 70 = 3, septatæ, fuligineæ, apice inflatulæ pallidiores, prope basim emittentes e latere sporophorum semilunare, 18 = 7, fuligineum stipitellatum; conidiis ex apice simplici v. bifido sporophori oriundis, sæpius binis, globosis, 5 μ d., hyalinis.

Actinomma Sacc. nov. gen. — (Etym. *actin* radius, *omma* aspectus). Sporodochia superficialia, applanata atra, radiato-lobata, stelliformia, hypothallo setuloso fuligineo insidentia. Conidia ex hypothallo oriunda in catenulas ramosas digesta, globulosa hyalina v. fuscella.

8. *Actinomma Gastonis* Sacc. — Sporodochiis gregariis, superficialibus, atris, applanatis, stelliformi-divisis, $^1/_2$-$^3/_4$ mill. d., levibus, siccis contractis, radiis 3-5, basi

hyphis filiformi-tortuosis, ramulosis, septatis, fuligineis cinctis; hypothallo ex hyphis similibus laxe contexto; conidiis ex hypothallo oriundis, globosis, 5-5,5, in catenulas ramulosas digestis, hyalinis, extimis (superficiem sporodochii formantibus) dilute fuscellis. — In foliis emortuis Musarum (*Bananier*) in insula Tahiti (G. Brunaud, n. 2).

9. *Capnodium Footii* Berk. et Desm. — In foliis subcoriaceis in insula Tahiti (G. Brunaud, n. 1).

10. *Strumella coryneoidea* Sacc. et Wint. — Sporodochiis gregariis superficialibus, pulvinatis, atro-olivaceis, ½-¾ mill. d., compactis; hyphis e basi prolifera parenchymatica fusca oriundis, filiformibus, 60-100 = 7-8, simplicibus, ramosisque, septatis, fuligineis; conidiis obovatis v. subpyriformibus, 1-2-guttatis, subinde infra medium 1-septatis, 10-12 = 6 7, deorsum acutatis, fuligineis. — In cortice Quercus albæ, Perryville Missouri Amer. bor. (C. H. Demetrio).

Fusariella Sacc. n. gen. — Hyphæ fertiles varie ramosæ e mycelio repente oriundæ, subhyalinæ; conidia acrogena fusiformia recta v. curva 2-pluriseptata, olivacea v. fusca. Est *Fusarium* phæosporum.

11. *Fusariella atrovirens* Sacc. *Fusisporium atrovirens* F. ital. fig. 45, Myc. ven. 1038, vix vero *Fusisporium atrovirens* Berk. — In charta bibula putri, Newfield, New Jersey, Amer. bor. (J. B. Ellis, n. 3758). Conidia fusoidea, curvula, 3-septata, ad septa leniter constricta, 25-30 = 7-8, olivaceo-fusca utrinque acutiuscula. Sporophora sæpius furcata, subhyalina, filiformia.

(Estr. dagli Atti del R. Istituto veneto di scienze, lettere ed arti, Tomo II, Serie VI.)

Venezia, 1884. Tip. Antonelli.

Orto Botanico Padova

All'ornatiss. Prof. C.A. Hunter
in segno di alta stima
l'autore A. N. Berlese

LIBRARY
NEW YORK
BOTANICAL
GARDEN

MISCELLANEA MYCOLOGICA

AUCTORIBUS

P. A. SACCARDO ET A. N. BERLESE

Series II

(cum tabulis IV)

I. — FUNGI AUSTRALIENSES

Lecti in primis in Queenslandia australi a claro botanico rev. BARTH. SCORTECHINI, autumno 1883.

Hymenomyceteæ.

1. *Polyporus pectinatus* Kl., Quél. Champ. Jur. t. 17, f. 5. — In truncis arborum, Samford (65).
2. *Polyporus conchatus* Fr. — Ad truncos, Teviot (112). Forma minor, compacta.
3. *Polyporus zonatus* Fr. — Ad truncos, Samford (66).
4. *Polyporus hirsutus* (Wulf.) Fr. — Ad truncos, Logan (31).
5. *Polyporus obliquus* Fr.— Ad trabes, Logan (141). Forma senio atrata.
6. *Cyphella villosa* (Pers.) Karst. — In caulibus Ricini communis putridis, socia *Vermicularia*, Logan (39).
7. *Hymenochæte tenuissima* Berk. — Ad cortices, Tambourine (85). Affinis quoque videtur *Hymenochætæ*

Sallei, *H. rheicolori*, *H. tabacinæ*. Setulæ hymenii cuspidatæ, 60-70 = 8-10, cinnamomeæ.

8. *Corticium cæruleum* Fr. — Ad truncos, Logan (28).
9. *Auricularia mesenterica* Bull.— Ad cortices, Logan (37).

Ustilagineæ et Uredineæ.

10. *Ustilago segetum* (Bull.) Ditm.— In spica Graminaceæ cujusdam deformata in Queenslandia (92).
11. *Puccinia Malvacearum* Mont. — In foliis Altheæ roseæ, New-South-Wales pr. Bathurst (Rev. T. Woods).
12. *Puccinia graminis* Pers.— In vaginis et foliis Tritici vulgaris in Queenslandia (91). Status uredineus.

Discomyceteæ.

13. *Stictis radiata* Pers. **S. brachyspora*, Sacc. et Berl.— Ascomatibus fere typi, sed margine angustiore et disco cinereo-violascente; sporidiis brevioribus et crassioribus bacillari-fusoideis, sæpe curvulis, 70-85 = 3-3,5, hyalinis, 15-18-septatis. — In caule putri, Logan (77).

Pyrenomyceteæ.

Perisporiaceæ.

14. *Meliola amphitricha* Fr.— In phyllodiis Acaciæ harpophyllæ, Teviot (108).
15. *Meliola loganiensis* Sacc. et Berl. — Epiphylla ; mycelio late effuso sed tenuissimo, fere nubiloso ; hyphis repentibus, filiformibus, patule ramosis, septatis, subhyalinis ; peritheciis globulosis, astomis, obtusis, 130-140 μ d., atris, setulis divergentibus, rectis, cuspidatis, septatis, fuligineis, sursum pallidioribus parce con-

spersis ; ascis fusoideo-clavatis, brevissime stipitatis, apice obtusis, 45-50 × 18, suboctosporis ; sporidiis subtristichis, fusoideo-clavulatis, 28-32 × 7-8, deorsum acutioribus, 7-8-septatis, non constrictis, hyalinis. — In foliis submortuis Smilacis cujusdam, Logan (76). — Si sporidia constanter hyalina, species hæc sectionem generis novam constitueret.

Sphæriaceæ.

16. *Daldinia concentrica* (Bolt.) Ces. et de Not. var. *Eschscholzii* Ehrenb. — Ad truncos, Logan (26).
17. *Anthostoma microplacum* (B. et C.) Sacc., Syll. I, p. 298. — Ad ramos corticatos arboris aromaticæ, Burleigh Head (52). Forte non satis diversum ab *A. hypophloeo*. Asci 60 × 5 ; sporidia 6-7 × 3.
18. *Anthostoma capnodes* (Berk.) Sacc. — In cortice arboris ignotæ, Logan (8). — Asci 100 × 10 ; sporidia 10-12 × 5.
19. *Diatrype chlorosarca* B. et Br., Sacc., Syll. I, p. 195. — In cortice arborum, Tambourine (86). — Asci clavati, longiuscule stipitati, p. s. 35 × 6 ; sporidia allantoidea dilute olivacea, 8 × 1,5. Quoad stromatis colorem *Eutypam flavo-virescentem* in mentem revocat, sed toto habitu differt.
20. *Diatrype Stigma* (Hoffm.) Fr. — In ramis corticatis, Logan (69).
21. *Physalospora gregaria* Sacc. — In caule Ricini communis, Logan (38).

Scortechinia Sacc. nov. gen., *Trichosphæria* Sacc. ex p., Syll. I, p. 454. *Sphæria* Mont. — Perithecia in subiculo late effuso, compacto, pannoso, fusco, fere penitus immersa, minutissima, levia, epapillata, tan-

dem pertusa, vix carbonacea. Subiculi hyphæ subdichotome ramosæ, filiformes, fuligineæ, continuæ, ubique spinulis apice acute 2-3-dentatis exasperatæ. Asci clavati, tenerrimi, longe stipitati, apice obtusi, octospori, aparaphysati; sporidia disticha ex oblongo breve fusoidea, utrinque acuta, hyalina. — Sollertissimo botanico italo Rev. Barth. Scortechini, Australiæ et Malesiæ exploratori dicatum genus.

22. *Scortichinia acanthostroma* (Mont.) Sacc. et Berl. *Sphæria acanthostroma* (Mont.). *Trichosphæria acanthostroma* (Mont.) Sacc., Syll. I, p. 454. — Ad cortices arborum Burleigh Head (51). — Asci p. s. 35-40 = 9, stipite 35-40 = 2,5; sporidia 10-11 = 3,5-4,5, biguttata. Adsunt quoque conidia hyphis inspersa obovato-oblonga, 12-13 = 5-6, binucleata, pallide lutescentia.

Gibellia Sacc. nov. gen. – Stromata subcutaneo-erumpentia e basi definita depresso-pulvinata, atra, intus pallidiora, superficie ostiolis vix prominulis punctulata. Perithecia globulosa, monosticha. Asci tereti-fusoidei, sessiles, spurie paraphysati, lumine apice bifoveolati, octospori. Sporidia globoso-ellipsoidea, continua, hyalina. — Præclaro botanico prof. Josepho Gibelli de metagenesi pyrenomycetum deque pathologia mycogena optime merito novum genus libenter dico. *Dothideaceas*, præsertim *Mazzantiam* fere imitatur, sed perithecia vera adsunt. Inter Sphæriaceas hyalosporas inter *Botryosphæriam* et *Cryptosporellam* locandum.

23. *Gibellia dothideoides* Sacc. et Berl. – Stromatibus e basi elliptica depresso-pulvinatis, laxe gregariis, 2 = 1 1,5 mill., epidermide secedente demum nudatis, atris, intus pallidioribus, ostiolis leviter prominulis, remotiusculis, punctiformibus; perithecis globulosis, monostichis, $^1/_3$-$^1/_2$ mill. d., in quoque stromate 6-10; ascis

tereti-fusoideis, sessilibus, apice obtusis lumineque bifoveolatis, 90-100 = 20-25, paraphysibus spuriis guttulatis obvallatis, octosporis; sporidiis distichis v. oblique monostichis e globoso-ellipsoideis, 18-20 = 12-14, biplurigutulatis, hyalinis. — In ramis corticatis lignosis ignotæ speciei in M. Moon (129). — A *Bagnisiella Tamaricis* et *B. Ilicis*, quae *Botryosphæriam* propius spectant, omnino diversa.

24. *Sphærella smilacicola* (Schw.) Cooke. — In foliis Smilacis glycyphyllæ, Logan (14). Forma in foliis Dioscoreæ transversæ, Logan (35) huc quoque forte spectat.

25. *Didymella Bryoniæ* (Fuck.) Rehm. — In sarmentis Cucurbitaceæ cujusdam, Teviot (121). Asci 50-60 = 10-12; sporidia 10-12 = 4-6.

26. *Didymosphæria conoidella* Sacc. et Berl. — Peritheciis laxe gregariis, epidermide secedente nudatis, e globoso conicis, atris, saepe concentrice obsolete plicatis, $^1/_3$-$^1/_2$ mill. d., ostiolo acutiusculo; ascis clavulatis, modice stipitatis, paraphysatis, octosporis, 80-90 = 12; sporidiis distichis ellipsoideo-oblongis, constricto-1-septatis, 15-18 = 6-7, fuligineis. — In ramulis emortuis Capparidis sarmentosæ, Teviot (110). — A *Did. conoidea* sporidiis duplo fere longioribus mox distinguenda.

Dothideaceæ.

27. *Phyllachora rhytismoides* (Corda) Sacc. — In phyllodiis Acaciæ penninervis, Teviot (102). — Asci crasse clavati, subsessiles, 85-95 = 18-22, octospori; sporidia ovato-ellipsoidea, utrinque rotundata, 18-20 = 8-10, granulosa, hyalina.

28. *Phyllachora? Alpiniæ* Sacc. et Berl. — Stromatibus

oblongis, obtuse colliculosis, nitidissimis, nigris, epiphyllis, macula decolorata sæpius insertis; loculis majusculis, paucis; ascis... — In foliis Alpiniæ cæruleæ emortuis, Tallebud. (54).— Affinis, videtur *Ph. phylloplacæ*, sed fructificatio ignota.

29. *Dothidella apiculata* Sacc. et Berl.— Stromatibus epiphyllis, in maculis ochraceo-brunneis variis laxe gregariis, epidermide tenuissima saltem initio velatis, pulvinato-depressis, ambitu irregulariter rotundatis, atronitidis, 1-1,3 mill. d., intus pauci-locellatis, ostiolis brevissimis obtusis; ascis subteretibus, apice rotundatis, breve abrupte stipitatis, 75-80 = 18-20 aparaphysatis, 4-sporis; sporidiis subdistichis, ovato-oblongis, utrinque rotundatis et breve obtuseque apiculatis, 1-septatis, et leniter constrictis, 26-28 = 11-13, hyalinis.— In foliis languidis Litsææ dealbatæ Samford (63). — Affinis *Dothidellæ australi*, a qua sporidiorum fabrica statim dignoscitur.

Microthyriaceæ.

30. *Micropeltis applanata* Mont. **M. depauperata* Sacc. et Berl. — Peritheciis amphigenis $^1/_3$ mill. d., convexuloapplanatis, atris, dein centro hiantibus; contextu subradiante; ascis oblongo-clavatis, breve, sæpe oblique stipitatis, apice rotundatis crasseque tunicatis, 45-50 = 18-21, 4-6-sporis; sporidiis fusoideis, curvulis, initio leniter mucosis, 18-20 = 4,5-5,5, spurie 1-3-septatis, hyalinis. — In foliis languidis Eucalypti tereticornis, Logan (4).

Hysteriaceæ.

31. *Lembosia graphioides* Sacc. et Berl. — Peritheciis epiphyllis, gregariis, lineari-oblongis, subinde furcatis,

$\frac{1}{2}$ = $\frac{1}{8}$ mill., atris, carinulatis; subiculo obsoleto; ascis oblongo-clavatis, sessilibus, 40-45 = 12-14, 6-8-sporis, crasse tunicatis, aparaphysatis; sporidiis distichis inæqualiter didymis, loculo infero minori, 12-14 = 6, dilute fuligineis. — In foliis languidis Oleæ paniculatæ, Logan (72). Facies *Aulographi*.

32. *Hysterographium hiascens* Rehm. **H. macrum* Sacc. et Berl. — Peritheciis elongato-linearibus, rectiusculis, parallelis, 1-1,5 = 0,3 mill., atris, rima angusta incisis, labiis macris; ascis clavatis, breve stipitatis, paraphysatis, 90-100 = 25-30, octosporis; sporidiis subdistichis oblongo-subfusoideis, 25-30 = 8-10 6-8-septato-muriformibus, medio constrictis, olivaceis. — In lignis putridis, Logan (10).

33. *Rhytidhysterium Scortechinii* Sacc. et Berl. — Peritheciis sparsis, superficialibus, oblongo-elongatis, 1,5-2 = 0,6-0,7 mill., subcoriaceis, rima lineari latiuscula discum rubro-fuscum revelante exaratis, labiis tumidulis crebre et eximie transverse striato-sulcatis, nigricantibus; ascis teretiusculis, paraphysatis, 180-200 = 12-14, octosporis; sporidiis oblique mostichis oblongis utrinque obtusiusculis, 3-septatis, leniter constrictis, 25-27 = 12, fuligineis demum opacis. — In ramis corticatis arborum, Teviot (109).

34. *Tryblidiella rufula* (Spr.) Sacc. — In ramis corticatis, Teviot (109 ex parte). — Fructificatio perfecte ut in *Rhytidhysterio Scortechini*, a quo peritheciis omnino levibus, nitidulis præcipue recedit. Nota in Syll. II, p. 758 ad *Tryblidiellam rufulam* « labiis transverse striatis » forte ex commutatione auctorum cum vero *Rhytidhysterio* orta est.

Sphæropsideæ.

35. *Chætophoma eutricha* Sacc. et Berl. – Mycelio epiphyllo maculas nigras epiphyllas, sæpe confluentes, senio sæpe pulveraceo-secedentes formante; hyphis mycelicis effusis, filiformibus, ramoso-anastomoticis, subseptatis, ubique nodulos hemisphæricos unilaterales gerentibus, fuligineis ; peritheciis punctiformibus, subastomis, nigris, hyphis cinctis; sporulis oblongo-allantoideis, curvulis, 4 = 1,5, hyalinis. — In foliis languidis Castanospermi australis, Logan (1 et 11). — Habitus *Meliolæ* cujus spermogonium verisimiliter sistit.

36. *Phyllosticta Cordylines* Sacc. et Berl. — Maculis vagis expallentibus ; peritheciis crebris epiphyllis, punctiformibus, globoso-depressis, pertusis 60-90 μ d.; sporulis oblongis, 2-guttulatis, 4-5 = 1, hyalinis. — In foliis Cordylines terminalis, Tambourine (88).

37. *Phyllosticta neurospilea* Sacc. et Berl. — Maculis epiphyllis, nervis exacte limitatis, hinc angulosis, rufo-ochraceis ; peritheciis globoso-depressis, parcissimis, innato-prominulis , punctiformibus ; sporulis ovato-oblongis, 8-10 = 5-6, intus granulosis, hyalinis ; basidiis brevibus e basi stromatica densiuscula oriundis. In foliis Vitis antarcticæ, Logan (12).

38. *Cytospora Verrucula* Sacc. et Berl. — Stromatibus mox erumpentibus et subsuperficialibus, globulosis, subinde depressis, atris, ostiolis minutis punctatis , peritheciis paucis, globoso-conicis stromate omnino immersis ; sporulis allantoideis, hyalinis, 6 = 1-5; basidiis dichotome v. verticillato-ramosis, longis. — In ramis corticatis, Logan (116). — *Cytosporæ tumidæ* et *Cyt. epixylæ* affinis.

39. *Sphæropsis Rosarum* C. et Ellis. — In ramis corticatis Rosæ, Logan (117). Perithecia $^1/_6$-$^1/_8$ mill. d.; sporulæ elliptico-oblongæ, 20-22 = 10-11, fuligineo-olivaceæ, brevi-stipitatæ.

Gamospora Sacc. nov. gen. — Perithecia subsuperficialia, globulosa, minuta, subastoma, membranacea, setis divergentibus atris vestita. Sporulæ bacillares, pluriseptatæ, hyalinæ, in sterigmatis communis apice subternae, et cum eo persistentes; basidia bacillaria brevia apice sterigmata subterna gerentia. — In grege Sphæroidearum scolecosporarum sectionem propriam sistit.— Etym. a *gamos* connubium et *spora*.

40. *Gamospora eriosporoides* Sacc. et Berl. — Peritheciis epiphyllis mycelio tenuissimo maculoso fusco interspersis, punctiformibus, globoso-depressis, setulis cuspidatis, septatis, rectis, 140-150 = 4-5, atrofuligineis parce vestitis; contextu perithecii minute celluloso dilute fuligineo, prope basim subprosenchymatico; sporulis bacillaribus, rectis, utrinque obtusiusculis, 50-60 = 7, 3-4-septatis, in apice sterigmatis subternis et eo persistenter hærentibus; sterigmatibus subternis in basidio communi et ab eo mox secedentibus; sterigmatibus basidiisque sporulæ tertiam partem æquantibus. — In foliis coriaceis languidis, Logan (81). — Sporulæ basi, *Eriosporæ* fere ad instar, diu connexæ, tandem vero interdum secedunt.

41. *Melophia Woodsiana* Sacc. et Berl. in Syll. Fung. III, p. 659. — Peritheciis remote sparsis, epiphyllis, subiculo tenui depresso albo filamentoso maculiformi insertis, facile secedentibus, convexis, scutatis, astomis, glauco-fuscis, $^1/_5$-$^1/_4$ mill. d., contextu tenui-membranaceo, olivaceo-fusco, minute sed distincte parenchymatico; sporulis cylindraceis, utrinque obtusiuscul is,

30-35 = 1,5 ferri equini v. circuli ad instar arcte convolutis, pluri-nucleolatis, hyalinis, basidiis bacillaribus, 10 = 1, hyalinis fasciculatis suffultis. — In phyllodiis languidis Acaciæ harpophyllæ, Teviot (122). — Sporulæ *Trichinam spiralem* optime æmulantur. Forte novi generis typus, quem cl. T. Woodsio de historia naturali Malesiæ meritissimo dicamus.

42. *Actinothecium? Scortechinii* Sacc. et Berl. in Syll. Fung. III, p. 639. — Peritheciis linearibus, rectis v. curvulis, subsuperficialibus, furcatis, v. varie ramosis utrinque rotundatis, plano-convexulis, longitudinaliter obtuse sulcatis (ibi tamen non dehiscentibus), poris inæqualibus hinc inde apertis, contextu minute et distincte parenchymatico, cellulis subcuboideis parallelis et bifariam directis ; sporulis .... non visis. — In pag. sup. foliorum Smilacis prope, Logan (77). — Etsi fructificatio ignota huc pertinere videtur species hæc pulchella, quam meritissimo Scortechinio inventori dicamus.

Melanconieæ.

43. *Glœosporium intermedium* Sacc.— In foliis Hoyæ australis, Tambourine (100).

44. *Glœosporium Denisoni* Sacc. et Berl. — Acervulis gregariis, minute pustulatis, epidermide demum vix perforata tectis, intus lutescentibus ; conidiis oblongo-cylindraceis utrinque obtusiusculis, leniter curvis, 6-8 = 1-5, interdum 2-guttulatis, hyalinis, basidiis bacillaribus, simplicibus, 20-24 = 1-5 e basi stomatica minute cellulosa fuligineo-ochracea oriundis. — In epicarpio Encephalarti *(Macrozamiæ)* Denisoni F. Müller, in Queenslandia.

45. *Pestalozzia funerea* Desm. — In foliis Elæodendri australis (123) et Myrti, Teviot (124).

46. *Pestalozzia versicolor* Speg. — In foliis Cupaniæ anacardioidis, Logan (25). A typo aliquid differt basidiis paulo longioribus, nempe 15-16 = 2; conidia 30-32 = 10-12, partis coloratæ loculi duo sup. fuliginei, inferior pallidior; setæ subternæ 30-33 = 2.

Hyphomyceteæ.

47. *Cladosporium herbarum* (Pers.) Link. — In foliis, ramis, etc. Mallotii (70), Flagellariæ (5), Physaleos (101), Citri (103), Logan, Teviot. — Var. *epixylinum* Corda. — In lignis in Monte Moon (127).

48. *Cercospora solanacea* Sacc. et Berl. — Maculis subcircularibus epiphyllis brunneis, immarginatis; cæspitulis punctiformibus basi stromatica subglobosa crassiuscula olivaceo-fuliginea; hyphis fasciculatis cylindraceis, tortuosis, 40-50 = 4-5, olivaceis; conidiis bacillaribus, deorsum acutiusculis, apice obtusis, curvulis, 3-4-septatis, nubilosis, subhyalinis, 40-60 = 4-5. — In foliis Solani verbascifolii, Logan (34).

49. *Cercospora ricinella* Sacc. et Berl. — Maculis amphigenis rotundo-angulosis, ochraceis, demum centro expallentibus, cæspitulis plerumque hypophyllis, minutis; hyphis fasciculatis cylindraceis, rectis v. curvulis, vix 1-septatis, ochraceis, sursum pallidioribus, 60-70 = 4-5; conidiis bacillari-obclavatis, 90-100 = 5-6, subhyalinis, 6-7-septulatis, sursum acutatis. — In foliis Ricini communis, Logan (13).

50. *Helminthosporium puccinioides* Sacc. et Berl. — Acervulis amphigenis, aterrimis, laxe gregariis, disciformibus, compactis, puccinioideis, basi stromatica, convexa, crassa, atra; hyphis emergentibus, filiformibus,

tortuosis, spurie septatis dilute fuligineis, apice pallidioribus; conidiis clavatis, apice subrotundatis, 35-37 = 7-9, 3-4-septatis, non constrictis, dilute fuligineis. — In foliis languidis v. emortuis Tristaniæ laurinæ, Logan (2). Species memorabilis, *Pucciniam* atram imitans, in foliis subvivis orta, in putrescentibus maturescens. Ob stroma definitum crassum ad *Exosporium* vergit, sed ad *Helminthosporium trichellum* quoque accedit.

51 *Actinomma Gastonis* Sacc., Misc. mycol. I, p. 28. — In phyllodiis languidis Acaciæ in Monte Moon (136). — A typo tahitensi vix differt acervulis (ab ætate?) minus profunde stellatis.

FUNGI TAHITENSES.

Misit egregius Gaston Brunaud, judex tribunalis tahitensis, nec centurio ut autumaveram (Cfr. Misc. myc. I, p. 27). Habui ab ejus fratre Paulo Brunaud.

52. *Auricularia polytricha* (Mont.) Sacc. – *Exidia polytricha* Mont. (1834), *Ex. purpurascens* Jungh. (1838), *Auricularia levis* Jungh. in herb. — Ad truncos. — Pili dorsales fasciculati prælongi, 300 = 9, continui hyalini; sporæ reniformes 14 = 6; hymenium leve. In affini *Aur. sambucina* nostrate pili 100-150 = 8; sporæ reniformes 20-22 = 8; hymenium plicato-inæquale. Fungus in Asia et Australasia late effusus et frequenter comesus.

53. *Cladosporium asteromatoides* Sacc.– Cæspitulis adpressis, subradiantibus, asteromatoideis, nigris minutis; hyphis varie ramosis, ad basim contextis, septulatis, olivaceo-fuscis; conidiis ellipsoideis, minutis, 5,7 = 2,5 continuis v. 1-septatis. — In leguminibus Erythrinæ (?), Tahiti. Legit G. Brunaud; dedit C. Roumeguère.

Ab eodem cl. Brunaud accepi hymenomycetes duos, sed satis mancos, unum nempe (n. 15), *Pleuroto unguiculari* Fr. affinem, alterum (n. 10), *Pano cyathiformi* (Schâff.) Fr. subsimilem, sed (abnormiter?) dimidiatum.

FUNGI ALGERIENSES.

Clariss. doct. L. Trabut professor in schola medica Alger-Mustapha misit sequentes fungillos.

54. *Oospora ruberrima* Sacc. Fl. it., fig. 872. Cl. Trabut misit butyri particulam colore rubro tinctam. Diu in camera humida asservata mycelium excrevit et Oosporam gignit, quam diu ut *O. crustaceam*, in caseo sollemnem, putaveram; sed conidia multo minora sunt, nempe $2\,^1/_2$-$3\,\mu$ d., hinc vera *O. ruberrima*.

55. *Sarcina littoralis* Pauls. (*S. Morrhuæ* Farl., *Coniotecium Bertherandi* Megn.) — In tegumento cutaneo Gadorum sale servatorum. Cellulæ sarciniformes 8-12 μ d. hyalinæ, cruciato-v. radiato-septatæ. Sec. Zopf est status *Beggiatoæ roseo-persicinæ*.

56. *Clathrocystis roseo-persicina* Cohn (*Protococcus roseus* Kütz.) — In carne Gadorum sale servatorum. Cellulæ perexiguæ ellipsoideæ 1,5 = 0,5-0,7 coacervatæ roseo-persicinæ. Sec. Zopf est status *Beggiatoæ*.

57. *Torula pulvinata* Farl. (serius *Oidium pulvinatum* et *Oid. Morrhuæ* ejusdem Farl.) — In tegumento cutaneo Gadorum sale servatorum. Cæspituli fuliginei; conidia globosa 3-3,5 μ d., dilute ochraceo-fuliginea. — Servato genere Oidio ut forma conidica *Erysiphearum*, aptius species hæc inter *Torulas* militat, ut primitus habuit clarissimus Farlow, qui species tres gadicolas

nunc memoratas in Morrhuis americanis observavit. Conf. Roumeg. Rev. Myc. 1885, p. 16.

FUNGI BOREALI-AMERICANI.

58. *Hexagona unicolor* Fr. Nov. Symb. Myc. pag. 101. — Ad truncos Cordillera, Vera Cruz, Mexico (Galeotti, n. 6988). Specimen formosæ speciei habui cum sequentibus Galeottianis ab ornatissima Dom. M. Bommer. Fries habuit ex America calidiore. — Color vinosus in mediis tubulis oritur ex *Hypomycete rosello* (A. S.) Tul. ibi optime fructificante

59. *Hexagona pallens* Sacc. — Resupinata, ovato-oblonga, depressa, alba, glabra, subcoriacea, tota fere e poris subhexagonis 2 mill. d., profundiusculis formata, margine sterili nullo. — Ad truncos Cordillera, Vera Cruz, Mexico (Galeotti, n. 6992).— Habitus fere *Hex. decipientis* Berk. F. Brisb., p. 61, t. XII, f. 3, sed margo et color alius. An forma resupinata *Hexagonæ vespaceæ* (Pers.) Fr. ?

60. *Trametes odorata* (Wulf.) Fr. — Ad truncos in Canada (Le Metayer, ex Letendre n. 1818).

61. *Irpex formosus* Sacc.— Pileis definite lateralibus, subinde duobus confluentibus, eximie, flabellatis, margine profunde inciso-lobatis, deorsum angustatis, pallide alutaceis, 6-7 cent. longis, membranaceo-coriaceis, planis, longitudinaliter striolatis, vix discolori-zonatis, sericeo-nitentibus, sed fere glabris; dentibus stipatis, angustis, acutis, incisis, basi anguste membranaceis leviter connexis, alutaceis. — Ad truncos in Mexico (Galeotti). — *Irpici zonato* et *I. incrustanti* subaffinis, sed dentibus crebris, minutis differt.

62. *Polyporus elegans* (Bull.) Fr. — Ad truncos, Ontario Canada (Le Metayer).

63. *Polyporus fomentarius* (Pers.) Fr. — Ad truncos Ontario Canada (Le Metayer). Statura minore a nostris tantum differt.

64. *Hypocrella phyllogena* (Mont.) Speg. — In pagina inf. foliorum Eupatorii ageratoidis, Madison Amer. bor. (Trelease, n. 127) — Asci cylindrici 150-200 = 8, apice subgloboso; sporidia filiformia in articulos 10-12 = 1-1,3 mox dilabentia.

65. *Hypomyces roseltus* (A. S.) Tul. — In poris, hinc sanguineo-tinctis Hexagonæ unicoloris, Mexico (Galeotti). — Asci cylindrici 120-150 = 6; sporidia fusoidea, utrinque apiculata, 20-30 = 6-7, 1-septata, extus asperula.

66. *Pezicula acericola* Peck. in litt., *Nodularia acericola* Peck olim. — In cortice Acerum North Ellea, N. Y (Peck n. 5). — Asci clavulati 4-8-spori, paraphysati, 80-90 = 10-18; sporidia oblongo-clavulata, sæpe curvula, 24-26 = 8, hyalina.

67. *Cudonia lutea* Peck — Adirondack Mountains N. Y. (Peck n. 3). — Asci clavati 100 = 12, paraphysibus uncinatis obvallati; sporidia filiformia 75-80 = 1,5, extra ascos tantum 40-50 = 1,5 visa. — A *Cud. circinante* ascis sporidiisque brevioribus, colore pallidiore stipitis et luteo ascomatis satis differt.

68. *Mitrula* (Geomitrula) *vitellina* (Bres.) Sacc. — *Geoglossum vitellinum* Bres. – Sandlake New York (Peck n. 2). Subgenus *Geomitrula* Sacc. dignoscitur ascomate cylindraceo v. longe clavato, quod in typo est capitatum v. breve clavatum.

69. *Mitrula* (Geomitrula) *lutescens* Berk. — Sandlacke New York (Peck n. 1).

70. *Ascomycetella quercina* Peck. — In pag. inf. Quercus, Cobden Illinois (Peck, n. 6). Ascomatis excipulus mihi videtur omnino deesse, hinc genus prope

Gymnoasceas forte locandum. Nucleus prorsus *Cookellæ*.

71. *Coniothyrium Arthurianum* Sacc. et Berl. — Perithecciis gregariis epidermide velatis, globoso-depressis, papillulatis, $^1/_6$ mill. d., atris; sporulis e globoso ellipsoideis, utrinque rotundatis, 5-6 = 4-5, pallide olivaceis. — In caulibus herbaceis (Cucurbitæ?) Geneva N. Y., socio *Epicocco neglecto* (I. C. Arthur n. 11).

72. *Gloeosporium septorioides* Sacc. (Tab. XI, f. 34^b). *Marsonia quercina* Wint., Hedw., 1884, p. 171. — In foliis Quercus imbricatæ, Missouri (C. H. Demetrio ex Winter n. 6. – Conidia, quæ vidi, bacillari-fusoidea, curvata, utrinque obtusiuscula, 20 = 1,7-2, hyalina, semper continua, etiam addita ope jodii et kalii.

73. *Cylindrosporium microspilum* Sacc. et Wint. — Maculis epiphyllis circularibus, perexiguis, albis, tenuiter atro-marginatis; acervulis amphigenis, innatis, punctiformibus, pallidis; conidiis bacillaribus, curvulis, utrinque rotundatis, 50-60 = 4, spurie 4-6-septatis, hyalinis. — In foliis quercinis, Missouri (Demetrio, ex Winter n. 7).

Martindalia Sacc. et Ell. (Etym. a cl. Isaac C. Martindale ex Camden New Jersey, sollerti botanico). — Stipites (seu stromata) subteretes, ex hyphis coalitis, hyalinis filiformibus compositi; hyphæ fertiles ex apice stipitis prodeuntes, capitulumque formantes, laxe spirales lateraliterque nodulosæ et conidia globosa, hyalina gerentes. — Defectu muci, hyphisque subspiraliter convolutis a gen. *Stilbo* et *Isaria* satis differre videtur.

74. *Martindalia spironema* Sacc. et Ell. (Tab. XI, f. 31).— Tota candida; stipitibus 1-2 mill. alt., basi incrassatis, apice in capitulum ovale nec mucosum nec pulve-

raceum desinentibus; hyphis fertilibus seu basidiis, longis, continuis, 2-3 μ d., hyalinis, sursum laxe spiraliter flexis, denticulos minutos exerentibus; conidiis globosis, 5-6 μ d., 1-guttatis, hyalinis, subinde pallide rosellis. — In dolio ulmeo in cella vinaria, Newfield (Ellis, n. 3799).

Periconiella Sacc. — Cæspites late effusi, velutini, atri, biophili. Hyphæ fertiles (ex mycelio forte endophyllo orientes) assurgentes, simplices, atræ, septatæ, sursum in ramulos ascendentes desinentes capitulumque formantes. Conidia ovato-oblonga, continua, fuliginea. Toto habitu et vita a *Periconia* (unde etymon) differt, characteribus vero accedit.

75. *Periconiella velutina* (Wint.) Sacc. (Tab. XI, f. 36). *Periconia velutina* Wint. Hedw. 1884, p. 174. — In foliis subvivis Brabeii stellatifolii ad Caput Bonæ Spei (P. Mac-Owan ex Winter n. 11).

76. *Botrytis patula* Sacc. et Berl. (Tab. XI, f. 35). — Cæspitulis minutis ex albo griseis, gossypinis, suborbicularibus, hyphis assurgentibus fertilibus, continuis, filiformibus, subhyalinis ramos ramulosque subrectangulariter patentes gerentibus, paniculamque formantibus; conidiis magnis, globosis v. globoso-ellipsoideis, 30 μ d., e hyalino luteolis. - In ramis emortuis Salicis (?) New Jersey (Ellis n. 3836).

77. *Botrytis cinerella* Sacc. et Wint. (Tab. XI, f. 34). — Cæspitulis pulvinatis, suborbicularibus, 1,5 mill. d., v. confluendo effusis, velutinis, cinereis; hyphis fasciculatis, assurgentibus, septulatis, deorsum dilute fuligineis, bis ter alterne v. opposite ramosis, ramulis apice acutatis; conidiis globosis minutis, 4-5 μ d., subhyalinis, acrogenis. — In cortice Caryæ albæ, Missouri (Demetrio ex Wint. n. 4).

78. *Cercospora pulvinulata* Sacc. et Wint. — Maculis amphigenis suborbicularibus rufo-ferrugineis; cæspitulis hypophyllis, punctiformibus, basi stromatice hemisphærica opace olivacea cellulosa suffultis; hyphis brevibus continuis subdenticulatis, simplicibus pallide olivaceis; conidiis bacillaribus, obtusiusculis, obsolete 3-septatis, 40-50 = 3,5, dilute olivascentibus. — In foliis languidis Moricubræ, Missouri (Demetrio ex Wint. n. 8).

79. *Chromosporium vitellinum* Sacc. et Ell. — Effusum, pulveraceum, amœne aureo-vitellinum; conidiis ellipsoideis, v. globosis, 5-6 μ d., v. 6,5-7 = 4,5-5, flavidis. — In ligno et Polyporo putri Newfield N. J. (Ellis, n. 3825).

80. *Fusarium scolecoides* Sacc. et Ell. — Cæspitulis arachnoideis, subeffusis, candidis, minutis; hyphis longis simplicibus furcatisve, 130-180 = 2, subseptatis, hyalinis; conidiis anguste fusoideis, utrinque acutis, curvis, 5-septatis, varieque guttulatis, 70-80 = 3-4, hyalinis. — In ramis Robiniæ, Bethlehem (E. A. Rau ex Ellis n. 3806).

Scoriomyces Ell. et Sacc. (Etym. *scoria* et *myces*). — Sporodochium amorphum, subceraceum, late coloratum ex apicibus fibrarum rhizomorphoidearum enatum, intus reticulum crassum sistens sporasque (conidia?) subglobosas in quoque areola subhexagona fovens. Hyphæ v. basidia nulla visa. — Genus perdubiæ affinitatis, vere anomalum.

81. *Scoriomyces Cragini* Ell. et Sacc. — Fibris rhizomorphoideis, succineis, sub corticibus udis corruptis repentibus, apicibusque massas seu sporodochia amorpha, aurantiaca, favacea, subcontinua v. sæpius plus minus interrupta gerentibus; sporodochiis intus fere reticulatis; interstitiis hexagonis sporas subglobosas v.

subangulosas 16-20 μ d. flavo-aurantiacas, intus grumosas foventibus. — Sub cortice carioso vetusto Rhois venenatæ et ad terram cum sarmentis ligneis, Newfield (Ellis), Kansas (Cragin). — Sporæ in sporodochi parte inferiore arctius conglutinatæ et pallidiores videntur.

FUNGI HELVETICI.

Misit cl. prof. P. Morthier e Corcelles près Neuchâtel.

82. *Physalospora gregaria* Sacc. **platanicola*: sporidiis quam in typo paulo brevioribus, nempe 20-22 = 9; ascis 60-70 = 12-14. — Ad ramulos Platani, Genève (l. Rome) (n. 23).

83. *Zignoëlla Jurana* Sacc. et Berl. (Tab. X, f. 23). — Peritheciis superficialibus, subsparsis, globoso-depressis, $^1/_4$-$^1/_3$ mill d., denique collabascendo umbilicatis, atris, brevi-papillatis; ascis tereti-clavatis, 90-100 = 14, breve stipitatis; paraphysatis, octosporis; sporidiis distichis fusoideis, utrinque acutiusculis, 3-septatis, non v. vix constrictis, 20-22 = 6, hyalinis. — In ligno indurato Loniceræ in m. Jura prope Neuchâtel (n. 20). — Affinis *Z. fallaci*, a qua peritheciis eximie collabentibus differt.

84. *Metasphæria helvetica* Sacc. et Berl. (Tab. X, f. 22). — Peritheciis gregariis, subcutaneis, minutis, $^1/_4$-$^1/_3$ mill. d., breve papillatis, epidermide supra perithecia sæpe infuscata; ascis cylindricis, breve stipitatis, paraphysatis, octosporis 130-140 = 18; sporidiis oblique 1-stichis v. subdistichis, oblongo-clavulatis, deorsum acutioribus, 3-septatis, leviter constrictis, minute pluri-guttulatis, hyalinis, 30-32 = 10-11. — In ramulis Loniceræ Xylostei pr. Neuchâtel (n. 13).

85. *Leptosphæria agnita* (Desm.) Ces. et De Not. **major*: peritheciis, decedente cuticula, nudatis, globoso-papillatis, $^1/_3$-$^1/_2$ mill. d., nitidulis; ascis 95-105 = 12-13; sporidiis fusoideis, 5-6-septatis, dilute melleis, 32-36 = 4-5.— Ad caules Chærophylli aurei pr. Neuchâtel, alt. 1000 m. (11).

86. *Lasiosphæria* (Leptospora) *Romeana* Sacc. et Berl. (Tab. X, f. 19).— Peritheciis gregariis, superficialibus, globoso-depressiusculis, $^1/_2$-$^2/_3$ mill. d., obtuse papillatis, atris, pilis cylindricis, subtortuosis, septatis, 200-220 = 6, fuligineis, subindivisis laxiuscule vestitis; ascis tereti-clavatis, deorsum longe attenuato-stipitatis, 200 = 20 (p. sporif.), octosporis, non v. obsolete paraphysatis; sporidiis cylindricis, utrinque obtusiusculis, 55 = 6, deorsum curvatis, continuis, hyalinis. — In trunco putri prope Genève (Rome). — Subaffinis *L. caudatæ* Fuck., differt vero sporidiis non caudatis, longioribus.

87. *Ophiobolus Morthieri* Sacc. et Berl. (Tab. X, f. 20).— Peritheciis gregariis, globoso-conoideis, atris ostiolo brevi nudo $^1/_2$ mill. d., demum detectis, hyphis adpressis radiantibus, ochraceo-fuligineis, tortuosis, septatis, 4-5 μ cr. vestitis; ascis cylindraceis breve stipitatis, paraphysatis, 100-120 = 8-10 p. spor., stip. 30-30 μ long. v. breviore; sporidiis cylindraceo-bacillaribus, 90-100 = 2, 8-multiguttulatis, eximie convolutis, e hyalino dilutissime luteolis. — Ad caules Gentianæ luteæ aux Loges près Neuchâtel, alt. 1200 m. — Affinis *Oph. persolino* et *pellito* a quibus sporidiis valde curvis et ascis conspicue brevioribus satis differt.

88. *Ophiobolus Penicillus* (Schm.) Sacc. (Tab. X, f. 21). — In caule Cirsii palustris in silvis supra Corcelles (n. 18 p. p.). — Ostiolum breve cylindraceum, setulo-

sum. Asci 160-170 = 16. Sporidia bacillaria 160 = 4, typice 25-septata, lutea, loculis 1-2 intermediis nodosis.

89. *Pseudopeziza* (Leptotrochila) *autumnalis* (Fuck.) Sacc. f. *cauticola*.— In caule Galii Molluginis pr. Corcelles (7). — Asci 70-80 = 6-7; sporidia ovato-oblonga, 10-12 = 3, 3-4-guttulata, hyalina.

90. *Ovularia corcellensis* Sacc. et Berl. (Tab. X, f. 27). — Maculis viridi-lutescentibus, immarginatis; cæspitulis hypophyllis, pallidis, sæpe confluentibus, minutis; hyphis laxe fasciculatis filiformibus, flexuosis, denticulatisque, subsimplicibus, 30-40 = 4-5, continuis, hyalinis; conidiis elliptico-ovoideis, 12-15 = 6-7, continuis hyalinis, guttulatis. — Ad folia languida Primulæ acaulis prope Corcelles (3) — *Ovulariæ decipienti* et *O. pusillæ* affinis.

FUNGI GALLICI ET ANGLICI.

91. *Hydnum farinaceum* Pers.—In ramis corticatis Corni sanguineæ, Rouen (Letendre n. 1835. — Ad *Grandiniam crustosam* (Pers.) Fr. accedit.

91.[a] *Merulius molluscus* Fr. — In ramis corticatis Corni sanguineæ, Rouen (Letendre n. 1834).

91.[b] *Botryosphæria Bérengeriana* De Not. **pachyspora* Sacc. A typo recedit sporidiis crassoribus, nempe 20-32 = 14-18, et ascis angustioribus, nempe 120-180 = 28-32. — In ramis emortuis Carpini, Troyes (Briard, n. 14).

92. *Botryosphæria Quercuum* (Schw.) Sacc. — var. *Carpini* Sacc.: acervulis pulvinatis, minutis, aterrimis; ascis clavatis, crasse tunicatis 120-140 = 28-32, crassiuscule paraphysatis, octosporis; sporidiis distichis, ovoi-

deis, 28-32 = 14-18, intus granulosis, hyalinis. — In ramis Carpini, Troyes (Briard, n. 30).

93. *Melanopsamma salicaria* (Karst.) Sacc. **M. fallax* Sacc. et Br. A typo recedit sporidiis minoribus, nempe 12-14 = 6-8, et matrice superficie dealbata. — In cortice Salicis albæ, Troyes (Briard, n. 29).

94. *Melanconiella decorahensis* (Peck.) Sacc., Syll II, LIV. — In cortice Betulæ, Troyes (Briard, n. 8). Asci 112-128 = 10-12; sporidia didyma fuscescentia, 16-18 = 8-9.

95. *Metasphæria lejostega* (Ell.) Sacc. (Tab. XI, f. 28). — In ramis Rosarum pr. Troyes et Rouen (Malbranche et Briard). — Asci 112-160 = 10-12; sporidia 18-20 = 8.

96. *Leptosphæria Decaisneana* (Criè) Sacc. — In foliis subvivis Populi pyramidalis, Troyes (Briard, n. 9). — Asci clavati, subsessiles, 44-64 = 9-11; sporidia fusoidea 16-20 = 4-5, 3-septata leniterque constricta, diu hyalina tandem olivascentia.

97. *Valsaria atrata* Sacc. et Br. (Tab. XI, f. 29) — Stromatibus gregariis, cortice initio tectis et ligno superficie late nigrificato basi adnatis, globoso-conoideis, aterrimis; perithecciis stromate immersis paucis, globulosis, ostiolis breviter emergentibus, papillatis; ascis cylindraceis breve stipitatis, copiose paraphysatis, octosporis; sporidiis monostichis ellipsoideo-oblongis, constricto-1-septatis, 17-20 = 8-11, initio flavicanti-olivaceis, 2-guttulatis, dein opace fuligineis. — In caulibus emortuis Brassicæ oleraceæ acervatis, Troyes (Briard, n. 11).

98. *Teichospora oxythele* Sacc. et Br. (Tab. X, f. 24). — Perithecciis sparsis e basi infossa superficialibus, globoso-conicis, ¾ mill. d., atris, carbonaceis, ostiolo acute papillato; ascis tereti-cylindraceis breve et eras-

se stipitatis, paraphysatis, octosporis, 100-120 = 16-14; sporidiis oblongo-ellipsoideis, utrinque rotundatis, 26-30 = 9-11, 5-septatis, parceque muriformibus, non constrictis, fuligineis. — In cortice duriore Salicis, Troyes (Briard, n. 4).

99. *Scirrhia Groveana* Sacc. (Tab. IX, f. 18). – Stromatibus linearibus, plurimis, in utraque foliorum pagina parallele gregariis, epidermide initio velatis, 1-1,5 mill. longis, atris; loculis confertis subglobosis; ostiolis breve papillato-prominulis, pertusis; ascis fasciculatis fusoideis, sessilibus, utrinque obtusiusculis, 60 = 12, aparaphysatis; sporidiis distichis, oblongis, v. subclavulatis, 14-16 = 3,5-4, 1-septatis, non constrictis, nubilosis, hyalinis. — In foliis languidis Typhæ latifoliæ, socia *Leptosphæria Michotii*, Langle Pool prope Birmingham Britanniæ, ubi legit cl. W. B. Grove, cui merito dicata species.

100. *Mazzantia Brunaudiana* Sacc. et Berl. (Tab. X, f. 25). — Stromatibus, clypeatis, oblongis, 3 = 1,5-2 mill., aterrimis, nitidis, paucilocellatis, loculis globosis in superficie stromatis subinde leniter prominulis, ostiolis obsoletis; ascis teretibus, stipitatis, 70-80 = 10-12, aparaphysatis; sporidiis distichis, oblongis, utrinque rotundatis, 9-10 = 4, biguttulatis, hyalinis, strato mucoso initio obvolutis. — In caule Umbelliferarum, Saintes (Brunaud, n. 12). A *Mazz. sepium* S. et P. (Tab. X, f. 26), stromatibus multo majoribus, sporidiis initio mucosis etc. differt.

101. *Gloniopsis australis* (Duby) Sacc. **G. vinealis* Sacc. et Br. — Peritheciis elongatis, utrinque rotundatis, 1 = ¼ mill., atris, rima latiuscula exaratis; ascis clavatis breve stipitatis, paraphysatis, 68-76 = 24-28; sporidiis distichis, rectis, curvulisve, ovato-oblongis,

24-28 = 10, 5-septato-muriformibus, hyalinis. — In ligno quercino indurato, Troyes (Briard, n. 19).

102. *Stictis radiata* Pers. **brachyspora* Sacc.: ascis 70-100 = 12; sporidiis 64-84 = 3, sursum crassiusculis, 10-septatis guttulatisque. — In ligno putri salicino.

103. *Stictis* (Lasiostictis) *conigena* Sacc. et Berl. (Tab. XI, f. 30). - Ascomatibus dense gregariis, profunde immersis, concavis, cinereis, 1/3 mill. d., margine emergente primitus connivente, dein subexspanso, piis filiformibus, continuis, asperulis, hyalinis copiosis ornato; ascis tereti-fusoideis, subsessilibus, apice acutiusculis, 80-112 = 8-9, paraphysibus bacillaribus, guttulatis obvallatis; sporidiis fusoideo-bacillaribus, rectis curvulisve, spurie 4-5-septulatis, non constrictis, hyalinis, 50-60 = 2-2,4. — In squamis strobilorum Pini dejectorum Troyes (Briard, n. 7). A genere *Stictidis* margine conspicue piloso differt et probabiliter novi generis typus.

104. *Arcyria punicea* Pers. – In ramis Evonymi pr. Rouen (Letendre n. 1844).

105. *Phoma obtusula* Sacc. et Br. -- Peritheciis hinc inde aggregatis, erumpentibus, globulosis, obtusulis, 1/4 mill. d., atris, nitidulis, vix papillatis; sporulis ovato-oblongis, utrinque acutiusculis, 8-12 = 4, hyalinis; basidiis brevibus. — In ramulis corticatis Aceris campestris, Troyes (Briard, n. 22).

106. *Rhabdospora scoparia* Sacc. et Br. Peritheciis gregariis subcutaneo-erumpentibus, globulosis, obsolete et obtuse papillatis, 1/6 mill. d., atro-nitidulis; sporulis cylindraceis, curvulis, utrinque rotundatis, nubilosis, v. 4-guttulatis, hyalinis, 28-36 = 6-7. — In ramulis Sarothamni scoparii, Troyes (Briard, n. 27). — Affinis *Rhabd. Cordobensi* Speg.

107. *Dichomera Saubinetii* (Mont.) Cooke. — In ramis

corticalis Oxyacanthæ (n. 24) et Quercus (n. 28, forma minor), Troyes (Briard).

108. *Pestalozzia phyllosticlea* Sacc. (Tab. XI, f. 32). — Maculis arescendo expallentibus, variis ; acervulis punctiformibus vix erumpentibus; conidiis oblongis, 4-septatis, 20-22 = 7-8, loculis 3 mediis fuligineis, extimis minutis, hyalinis, arista curvula unica, 4-6 μ longa, stipite filiformi 15-20 = 1,5. — In foliis Rubi fruticosi in Gallia (Roumeguère, n. 5). — *Pestalozziæ comptæ* et *monochætæ* subaffinis, a quibus præcipue arista brevi curva et stipite brevi diversa.

109. *Scolecosporium Fagi* Lib. — In ramis fagineis pr. Rouen (Letendre, n. 1929).

110. *Ramularia plantaginea* Sacc. et Berl. — Maculis vagis arescendo ochraceis; cæspitulis effusis, sæpe confluentibus, arachnoideis ; hyphis bacillaribus, sursum acutioribus, continus, 20-30 = 6-7 ; conidiis cylindraceis, rectis, utrinque rotundatis, spurie 1-3-septatis, hyalinis, 30-50 = 6. — In pag. inf. foliorum Plantaginis lanceolatæ pr. Rouen (Letendre, n. 1840).

111. *Ramularia Thrinciæ* Sacc. et Berl. — Maculis brunneis vagis; cæspitulis hypophyllis, minutis albis; hyphis fasciculatis, subcylindricis, subtortuosis, continuis, parce denticulatis, 20-30 = 4 ; conidiis cylindraceo-clavulatis, apice obtusioribus, 22-25 = 4, continuis v. spurie 1-septatis, rectis, hyalinis. — In foliis Thrinciæ prope Rouen (Letendre).

FUNGI ITALICI.

112. *Agaricus conigenus* Pers., Fr. Ic. Hym., t. 67, f. 3. — Ad conos Abietis excelsæ dejectos, udos in horto botanico Patavino (Dom. Saccardo).

113. *Cantharellus retirugus* (Bull.) Fr. — Ad culmos exsiccatos dejectos. Fiumicello.

Bizzozeria Sacc. et Berl. nov. gen. — (Etym. a cl. Jac. Bizzozero de flora veneta meritissimo). — Perithecia superficialia, v. basi ligno insculpta, discreta, subcarbonacea, globoso-papillata, numquam collabentia. Asci paraphysati, octospori (breve pedicellati). Sporidia allantoidea, majuscula, continua, subhyalina. A gen. *Cœlosphœria* peritheciis discretis, subcarbonaceis, numquam collabentibus, sporidiis magnis etc. statim distinguitur.

114. *Bizzozeria veneta* Sacc. et Berl. (Tab. VIII, f. 4). — Peritheciis discretis sed dense gregariis, extus olivaceo atris, levibus, ¼-½ mill. d. ostiolo brevi papillato; ascis tereti-fusoideis, 110 = 14, breviter stipitatis, apice rotundatis, octosporis; paraphysibus filiformibus, asco brevioribus; sporidiis oblique monostichis v. distichis, eximie allantoideis, curvulis, utrinque rotundatis, 35-40 = 5-6, dense et minutissime granulosis v. guttulatis, olivaceo-hyalinis. — In ramis decorticatis Quercus pedunculatæ in silvula di Cervarese, prov. Padova.

115. *Læstadia fusispora* Sacc. et Berl. (Tab. VIII, f. 3). — Maculis epiphyllis vagis, subochraceis; peritheciis subsparsis globoso-lenticularibus, breve papillatis, tectis dein erumpentibus, 100-110 μ d., membranaceis; ascis cylindraceis, aparaphysatis, breviter stipitatis, 80-90 = 8; octosporis; sporidiis 1-stichis, fusoideis, 20-22 = 4-5, subinde inæquilateralibus, hyalinis, eguttatis.— In foliis putrescentibus Quercus pedunculatæ, Cervarese, Padova. — Ab affini *Physalospora fusispora* differt peritheciis minoribus, ascis aparaphysatis et dimidio angustioribus.

116. *Læstadia Polypodii* Sacc. et Magn. (Tab. VIII, fig. 6).— Maculis vagis ferruginosis amphigenis; peritheciis hinc inde densissime gregariis amphigenis, innato-prominulis, globulosis, vix pertusis, 90-100 μ d. atris; ascis tereti-clavatis, aparaphysatis, 60 = 15, breve stipitatis, octosporis; sporidiis distichis, ovato-oblongis, continuis 11-12 = 5-6, granulosis, hyalinis. — In foliis Polypodii vulgaris, Sassari Sardiniæ et Albano Latii (Magnus).

117. *Læstadia Zaviana* Sacc. (Tab. VIII, f. 2). *Diaporthe Zaviana* Sacc., Spec. myc. Ven. p. 139, t. XIV, f. 5-7.— Iterum reperta in sarmentis corticatis Rubi fruticosi, Fiumicello.— Stroma absolute nullum ostiolumque brevissimum, nec non defectus foveolarum in apice asci suadent hanc speciem in genus *Læstadiam* potius ducere. — Asci 27-30 = 6-8; sporidia disticha, 6-7 = 3-4, 2-guttata, hyalina, initio utrinque apiculo 1-2 μ longo aucta.

118. *Poronia Oedipus* Mont. — In terra stercorata, Padova. — Est forma ramosa, pulcherrima. Asci 160-170 = 20-24; sporidia 24-26 = 15-16.

119. *Hypoxylon semi-immersum* Nits. — In ligno putri salicino, Padova. — Asci 90-100 = 10-12; sporidia perfecte ellipsoidea, 12-15 = 8-9.

120. *Metanopsamma Petrucciana* (Cald.) Sacc. — In cortice duriore Salicis albæ, Fiumicello, Padova. — Asci 165-175 = 15; sporidia 21-25 = 8-9.

121. *Diaporthe* (Euporthe) *silvestris* Sacc. et Berl. (Tab. VIII, f. 7).— Peritheciis laxe gregariis, ligno semi-infossis et peridermio tectis, linea angusta, andoxyla, atra hinc inde circumscriptis, globulosis, ½ mill. d. ostiolis vix emergentibus; ascis tereti-fusoideis, 45-50 = 6-8; sporidiis octonis, distichis v. oblique monostichis, fusoideis, constricto-1-septatis, 14-15 = 5, 4-guttatis, hyalinis,

utrinque initio minute hyalino-apiculatis. — In sarmentis Vitis vinifera silvestris, Cervarese.

122. *Leptosphæria Lunariæ* (B. et. Br.) Sacc. — In siliquis emortuis Lunariæ, Conegliano (Cuboni). Asci 78-82 = 12; sporidia 18-20 = 6-7.

123. *Acanthostigma affine* Sacc. et Berl (Tab. VIII, f. 1). — Peritheciis superficialibus, subsparsis, globoso-conoideis, minutis, $^1/_4$-$^1/_3$ mill. d., subcarbonaceis, atris, setulis cuspidatis, 100-450 = 4, rectis, fuligineis, septulatis parce vestitis; ascis tereti-fusoideis, stipitatis, parce paraphysatis, 110-120 = 12-14, octosporis; sporidiis distichis, fusoideis, 32-34 = 6, 6-guttatis, v. pluri-granulosis, 1-3-septatis, hyalinis. — In ramis putridis decorticatis Cervarese. *Ac. perpusillo* affine sed satis superque distinctum.

124. *Teichospora* (Teichosporella) *Cervariensis* Sacc. et Berl. (Tab. VIII, f. 5) — Peritheciis basi adnata superficialibus, globoso-conicis, breve sed acute papillatis, $^1/_3$ mill. d., atris, laxe gregariis, glabris; ascis tereti-clavulatis brevissime stipitatis, parce paraphysatis, 160-170 = 20-25, octosporis; sporidiis subdistichis, oblongo-fusoideis, utrinque acutiusculis, 10-12-septato-muriformibus, ad septa duo intermedia parum constrictis, 50 = 16, hyalinis. — In ramis putridis decorticatis Quercus pedunculatæ, Cervarese, in provincia patavina.

125. *Auerswaldia Chamæropis* (Cooke) Sacc. (Tab. VIII, f. 8). – Syll. II, p. 626. — In utraque pag. foliorum putrescentium Chamæropis humilis, S. Giovanni pr. Oristano Sardiniæ (Magnus). — Tandem ascos in hac specie reperire contigit: sunt obovati, sessiles, apice obtuse rotundati, 60-70 = 40-45, aparaphysati, octospori; sporidia ellipsoidea 24-26 = 14-16, polysticha, ochraceo-fusca. Stromata clypeata oblonga, atro-ni-

tida 1,5 = 1 mill.; loculi globosi, pauci, ostiolis vix manifestis. — An species hæc cum Cookeana congruat verisimile est, sed sporidia non prorsus amygdaloidea ut Cooke describit, et asci insuper ab hoc auctore non descripti. Num *Sphæropsis ? dothideoides* Sacc. et Roum. Mich. II, p. 348 eadem res sit v. tantum status pycnidicus, dijudicare nequeo.

126. *Diachœa leucopoda* (Bull.) Rost. — In caulibus et cladodiis Rusci aculeati in Bosco di Pradella pr. Conegliano (Cuboni).

127. *Ciboria ciliatospora* Fuck. (Tab. VIII, f. 8).— In caule putri herbarum Fiumicello. — Ascomata cum stipite 1 cent. alta, 2-3 mill. lata. Asci paraphysati, deorsum longe attenuati, 100-110 = 7-9 ; sporidia disticha v. oblique 1-sticha clavato-fusoidea, 22-24 = 5-6, deorsum acutiora, utrinque cauda acuta 4 = 0,5 aucta. — Var. **minor**: ascomatibus dimidio minoribus; ascis 120 = 8-9 ; sporidiis similibus, sed 20-24 = 6-7. — In caulibus, Fiumicello.

127.[b] *Peziza* (Humaria) *arenosa* Fuck. — Ad terram humosam, Fiumicello.

128. *Cytospora dolosa* Sacc. In ramulis Salicis albæ, Fiumicello. Stromata tumidula, verruciformia, atra. Spermogonium *Valsæ dolosæ* Nits.

129. *Dothiorella diatrypoides* Sacc. et Berl. (Tab. IX, f. 15). — Acervulis transverse erumpentibus, pulvinatis, diatrypoideis, atris, 2 mill. latis; peritheciis dense congestis, globosi, minutes papillatis, $^1/_6$ mill. d.; sporulis oblongo-fusoideis, 28-31 = 9-11, pluriguttulatis, hyalinis; basidiis sporulâ paulo brevioribus bacillaribus fasciculatis. — In ramis emortuis corticatis Cerasi, Fiumicello, Padova.

130. *Coniothyrium Resinæ* Sacc. et Berl. (Tab. IX, f. 17). — Peritheciis superficialibus, globulosis, atris, fere

epapillatis, $^1/_7$-$^1/_8$ mill. d., subiculo atro coniothecioideo insertis; contextu celluloso, nigricante; sporulis globosis, 1-guttulatis, 1,5-2; basidiis bacillaribus, 15 = 1,5-2, dilute olivaceis, fasciculatis. — In resina dejecta uda in horto Patavino (Dom. Saccardo). — Cum pycnidio *Retinocycli flavi* Fuck. contextu atro perithecii statim distinguenda species.

131. *Septoria acanthina* Sacc. et Mag. — Maculis amphigenis, subcircularibus, brunneis; perithecis innatis, lenticularibus, pertusis, atris, 120-150 μ d.; sporulis bacillaribus, curvulis, utrinque obtusiusculis, 40-50 = 2,5-3 spurie, 3-5-septato-guttulatis, hyalinis. — In foliis Acanthi mollis, Millis in Sardinia (Magnus). — *Septoria Acanthi* Thüm. sec. descriptionem vere diversa videtur.

132. *Phoma* (Macrophoma) *crustosa* Sacc. et Berl. — Perithecis ad nodos culmorum dense crustaceo-aggregatis, nigris, globulosis, vix papillatis, $^1/_5$ mill. d., sporulis oblongo-ellipsoideis, 28-32 = 10-12, granulosis, hyalinis, basidiis filiformibus paulo brevioribus suffultis. — In culmis Tritici sativi ad nodos, Fiumicello. — *Phomæ* (Macrophomæ) *Sacchari* (Cooke) Sacc. affinis.

133. *Leptothyrium ilicinum* Sacc., Syll. Fungi, III, p. 629 (Tab. II, f. 15). — In pag. inferiore foliorum Quercus Ilicis in Euganeis (Bizzozero).

134. *Trullula* (Hormococcus) *dothideoides* Sacc. et Berl. (Tab. IX, f. 33). — Acervulis perithecioideis, subsparsis, convexis, erumpentibus, atris, compactis, $^3/_4$ mill. d., basidiis dense fasciculatis furcato-ramosis, prælongis, hyalinis in conidia cylindrica utrinque truncata, hyalina, 10-12 = 4 dilabentibus. — In cortice Ulmi campestris dejecto pr. Teolo Euganeorum.

Uncigera Sacc. nov. gen. (Etym. *uncus* et *gero*). Hyphæ hyalinæ, longæ, ramosæ, assurgentes, basidia opposita v. verticillata sursum uncinata gerentes, hinc longe paniculatæ. Conidia cylindrica, solitaria in apice basidiorum, continua, hyalina.

135. *Uncigera Cordæ* Sacc. et Berl. (Tab. IX, f. 10). *Fusisporium uncigerum* Corda, Ic. fung. II, p. 10, f. 47. — In pag. inf. foliorum dejectorum Ulmi, Montecchia, Padova. — Conidia cylindrica recta, utrinque rotundata, sæpe 3-guttulata, 20 = 3. Hyphæ septulatæ 250-300 = 4.

136. *Chalara affinis* Sacc. et Berl. (Tab. IX, f. 11). — Candida, cæspituloso-effusa, subvelutina; basidiis fasciculatis, ex hyphulis repentibus oriundis, deorsum inflatis, 40-50 = 6-7, subfuligineis; conidiis ex apice basidiorum exsilientibus, cylindricis, utrinque truncatis, 10-12 = 2, longe catenulatis. — In ramulis quercinis putrescentibus Montecchia Euganeorum. — *Chalaræ fungorum* affinis.

137. *Trichosporium splenicum* Sacc. et Berl. (T. IX, f. 14). — Effusum, velutinum, atrofuscum; hyphis adscendentibus, continuis, olivaceo-fuligineis, peniculato-ramosis, 120 = 3, ramis strictis, sursum asperulis, obovato-reniformibus, 4-5 = 2,5-3, sæpe-1-guttulatis, olivaceo-fuscis. — In ligno putri, Montecchia, Padova. — A *Trich. toruloso* basidiis nullis v. obsoletis distinctum.

138. *Helminthosporium teretiusculum* Sacc. et Berl. (T. IX, f. 13). — Effusum, atro-olivaceum, tenue; hyphis seu basidiis cylindricis, 3-septatis, rectis, 45-55 = 7-8, atrofuligineis; conidiis acrogenis ,teretiusculis, v. subfusoideis, 60-80 = 10, 10-11-septatis, subinde hinc v. inde leniter inflatis. — In ligno decorticato putri quercino, Montecchia, Padova.

139. *Menispora obtusa* Sacc. et Berl. (Tab. IX, f. 12). —

Effusa atro-olivacea, velutina; hyphis fertilibus strictis, septulatis, filiformibus, 350-400 = 4, olivaceo-fuligineis, sursum ramulos adscendentes breves hyalino-fascellos parce gerentibus; conidiis cylindraceo-allantoideis, utrinque rotundatis, obtusis, 22-24 = 5-6, pluriguttulatis v. 4-nucleatis spurieque 3-septatis, utrinque lateratiter aristatis, hyalinis. — In ligno putri quercino, Cervarese, Padova. — Conidiis utrinque obtusis majoribus a *M. ciliata* differt.

140. *Monotospora sphœrocephala* B. et Br. — In ramis arborum in agro Patavino.

EXPLICATIO ICONUM

VIII.

1. Acanthostigma affine S. et B.
2. Læstadia Zaviana S.
3. Læstadia fusispora S. et B.
4. Bizzozeria veneta S. et B.
5. Teichospora cervariensis S. et B.
6. Læstadia Polypodii Sacc. et Magn.
7. Diaporthe silvestris S. et B.
8. Auerswaldia Chamæropis (Cooke) Sacc.
9. Ciboria ciliatospora Fuck.

IX.

10. Uncigera Cordæ Sacc. et Berl.
11. Chalara affinis S. et B.
12. Menispora obtusa S. et B.
13. Helminthosporium teretiusculum S. et B.
14. Trichosporium splenicum S. et B.
15. Dothiorella datrypoides S. et B.
16. Leptothyrium ilicinum S.
17. Coniothyrium resinæ S. et B.
18. Scirrhia Groveana S.

X.

19. Lasiosphæria Romeana S. et B.
20. Ophiobolus Morthieri S. et B.
21. Ophiobolus Penicillus (Schum.) S.
22. Metasphæria helvetica S. et B.
23. Zignoella jurana S. et B.
24. Teichospora oxythele Sacc. et Briard.
25. Mazzantia Brunaudiana S. et B
26. Mazzantia sepium S. et Penz.
27. Ovularia corcellensis S. et B.

XI.

28. Metasphæria lejostega (Ell.) Sacc.
29. Valsaria atrata S. et Briard.
30. Stictis conigena S. et Briard.
31. Martindalia spironema S. et Ellis.
32. Pestalozzia phyllostictea S.
33. Trullula dothideoides S. et B.
34. Botrytis cinerella S. et Wint.
35. Botrytis patula S. et Berl.
36. Periconiella velutina (Wint.) Sacc.

34.*b* Glœosporium septorioides S.

(Estr. dal Tomo III, Serie VI degli Atti del R. Istituto veneto di scienze, lettere ed arti.)

Venezia, 1885

Tip. Antonelli.


1.
2.
3.
4.
5.
6.
7.
8.
9.



LITH. P. PROSPERIN. T. BERLESE DEL. ET INC.



A. [illegible] R. [illegible] INC. LITH. P. PROSPERINI


28
29
30
32
33
35
36.

New York Botanical Garden Library
QK603 .S295 ser.1-2 gen
Saccardo, P. A./Miscellanea mycologica
3 5185 00126 6350