
MUSCI EXOTICI.

Rare Book
QK537
. H66
1820
v. 2
c. 2

Musci Exotici;
CONTAINING
FIGURES AND DESCRIPTIONS
OF
NEW OR LITTLE KNOWN
FOREIGN MOSSES
AND OTHER
CRYPTOGAMIC SUBJECTS.

BY
WILLIAM JACKSON HOOKER, F.R.A. AND L.S. &c.
REGIUS PROFESSOR OF BOTANY IN THE UNIVERSITY OF GLASGOW.

VOL. II.


*“ Quis autem tale studium, quo ad æternam omnium rerum causam
vehimur, tamquam inutile ac contemnendum detrectare ac deprimere
ausit ? ”—BRIDEL.*

LONDON:

PRINTED BY RICHARD AND ARTHUR TAYLOR, SHOE LANE :
FOR LONGMAN, HURST, REES, ORME, AND BROWN,
PATERNOSTER-ROW.

1820.

Tab. XCVII.



Voithia nivalis
Richardsoni Sept

VOITIA NIVALIS.

GEN. CHAR. *Perist.* 0. *Caps.* operculo adnata, cum pedunculo decidua. (*Calyptra* magna persistens.) (TAB. XCVII.)

Voitia nivalis. *Hornsch.* in *Comment. de Voit. et Syst.* p. 5. t. 1.

HAB. In summis montibus Carinthiæ, ad limites extremos nivis æternæ, ubi in societate *Splachni urceolati* placentas stercoreis vaccini vetustas siccas cæspitibus læte virentibus obtegit. *D. Prof. Hornschuch.*

Caules bi-triunciales, densissime cæspitiosi, inferne tomento ferrugineo obsiti, superne subramosi. *Folia* undique imbricata, erecto-patentia, ovata, cuspidato-acuminata, concava, læte-virentia, subpellucida, areolis oblongis reticulata, nervo tenui saturatiore ad summum acumen usque percursa. *Setæ* unciales et ultra crassiusculæ, pallide flavo-fuscæ. *Capsula* (una cum operculo) ovata vel oblongo-ovata, oblique acuminata, saturate fusca, apice pallidiore, “nunquam dehiscens, sed una cum operculo suo, basi humore et putredine soluto decedens.” *Calyptra* dimidiata, magna, capsula paulo longior, flavo-fusca, “capsulæ tam arcte adglutinata, ut in maturitatem usque persistat, et non, nisi tempestatum et pluviarum injuriis demum exesa, solvetur.”

At the commencement of a second volume, I find myself, through the liberal contribution of my friends, in possession of a larger stock of unpublished materials than when I began the work. In addition to numerous species from the tropics and the southern hemisphere, I have just had the pleasure of receiving several new European mosses from Professor Hornschuch, collected by him in the Tyrolian, Salzburgian and Carinthian Alps; and I think I cannot better show the value which I set upon these communications, than by hastening to lay them before the public.

The plant before us is not the least curious among them, having the characters hitherto generally ascribed to the genus *Phascum*, but at the same time a large and persistent calyptra, a fruitstalk which decays with the capsule, and other marks of less importance, taken from what are supposed to be the male fructification, which have induced the learned discoverer of this plant (in a memoir entitled “*De Voitia et Systilio novis Muscorum Frondosorum Generibus Commentatio,*”) to form of it a distinct genus. Should these characters be considered by others as of sufficient importance, *Phascum* will be thus distinguished: “*Perist.* 0. *Caps.* operculo adnata et pedunculo decidua. (*Calyptra* brevis fugax.)” And *P. bryoides* will then form a closely connecting link.

Fig. 1, tuft of plants; and Fig. 2, single plant, *nat. size.*—Fig. 3, leaf. Fig. 4, extremity of a leaf. Fig. 5, capsule and calyptra. Fig. 6, capsule.—*magn.*

MUSCI EXOTICI.—*Hornschuchiani*.

SYSTILIUM SPLACHNOIDES.

GEN. CHAR. *Perist.* simplex; *dent.* sedecim parium brevibus, basi conjunctis. *Operculum* cum *columella* connatum, persistens. (*Capsula* cum apophysi.) *Hornschuch*. (TAB. XCVIII.)

Systilium splachnoides. *Hornsch.* in *Comment. de Voit. et Systil.* p. 14. t. 2.

HAB. Ad rupem micaceo-schistosam, unico tantum loco, in alpebus Carinthiæ superioris. *D. Prof. Hornschuch*.

Caules cæspitiosi, 3-4-lineares, rubicundi, plerumque simplices. *Folia* undique imbricata, flavo-viridia, basi rubedine tincta, erecta, ovata, concava, apice obtusa, margine omnino integerrima, nervo ad apicem attingente; *substantia* pellucida, pulcherrime reticulata, areolis grandiusculis oblongis. *Setæ* semiunciam longæ, crassiusculæ, flavæ. *Capsula* (una cum apophysi paulo brevior) elongato-pyriformis, maturitate flavofusca, siccitate angustior. *Operculum* conico-obtusum, flavum, intus columellæ filiformi post capsulæ dehiscientiam et seminum emissionem usque adnatum. "*Calyptra*," secundum cl. *Hornschuch*, "conica, obtusa cum papilla, lævis, flavescens, adulta campanulata." *Peristomium* e dentibus 32, paulo intra marginem capsulæ insertis, brevibus, rufis, subincurvis, per paria approximatis atque basi connatis, siccitate erectis.

This new genus is established by Professor Hornschuch, as well as the preceding one, in the Memoir above quoted. To the correctness of the characters there laid down I can bear ample testimony. The operculum firmly adheres to the apex of the columella, not only after it has separated from the mouth of the capsule, but after the dispersion of the seeds, when the seminal bag is left empty within the capsule; as represented in our plate, fig. 6. The teeth too are 32 in number, or 16 pairs; in this particular differing essentially from *Splachnum*, but then it is to be regretted that the habit of the plant is so entirely that of a *Splachnum*, and especially that of *S. Frælichianum*, that, except in the marks which indicate the genus, it would be difficult to find points of distinction. The capsule is, however, narrower, and the fruitstalk shorter. *Systilium* resembles *Splachnum scabrisetum* of this work, and also *Hookeria splachnoides* of Schwaegrichen, (*Tayloria mihi*) in the point of insertion of the peristome, but differs from the former in the number, and from the latter in the shortness and straightness, of the teeth.

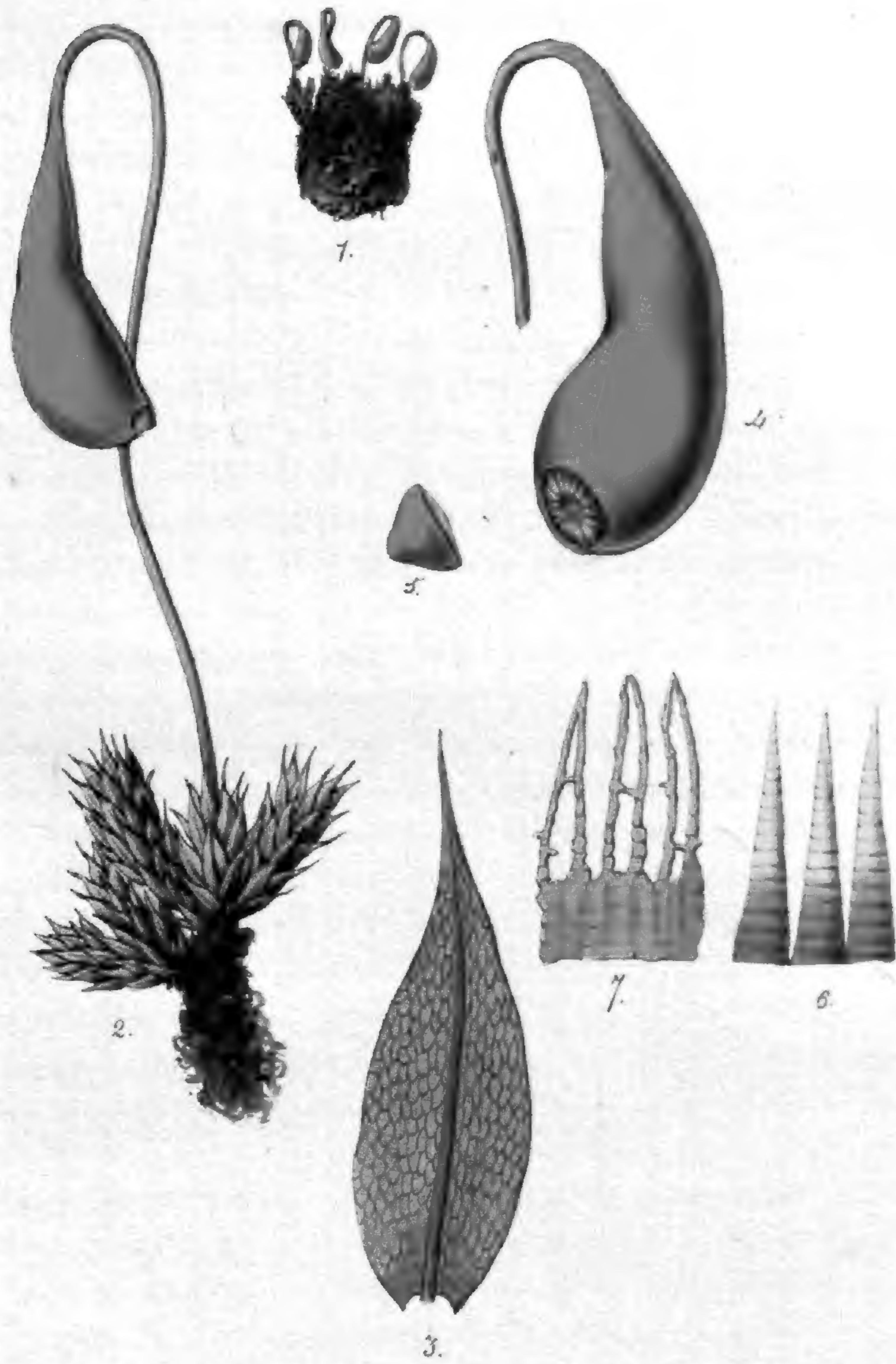
Fig. 1, tuft of plants; and Fig. 2, single fertile plant, *nat. size*. Fig. 3, single sterile ditto. Fig. 4, leaf. Fig. 5, young capsule with the calyptra (from Hornschuch's figure). Fig. 6, mature capsule cut open to show the union of the columella with the operculum after the discharge of the seeds. Fig. 7, capsule and portion of the peristome (outside view). Fig. 8, portion of the peristome seen within the capsule.—*magn.*

Tab. XCVIII.



Spatholium splachnoides.
Edwards. Sep.

T. 2010.



Bryum demissum
Edwards Sept.

MUSCI EXOTICI.

BRYUM DEMISSUM.

Bryum caule perbrevis ramoso, foliis ovatis cuspidato-acuminatis reticulatis, nervo excurrente, seta arcuata, capsula curvato-pyriformi pendula. (TAB. XCIX.)

Meesia demissa. Hoppe et Hornsch. MSS.

Timmia nov. sp. Schmidt MSS.

Bryum curvulum. Schleicher MSS.

HAB. In monte Cenisii, supra 7000 pedum elevationem reperi. 1814. Unicum parvulum caespitem in summo cacumine alpis Wingsfield Opdaliae Norvegiae transalpinæ solummodo legit D. Prof. Schmidt. In alpibus Tyrolensibus. D. Prof. Hornschuch.

Caules caespitiosi ferrugineo-tomentosi, vix duas lineas longi, ad basin fastigiatim ramosi, sed, ut videtur, innovationibus præcipue. *Folia* flavo-viridia, basi purpurascens, arcte imbricata, erecta, concava, ovata, cuspidato-acuminata, margine integerrima, nervo fusco, superioribus, in acumen piliforme excurrente prædita, reticulata areolis oblongis, grandiusculis. *Seta* semiuncialis, crassiuscula, flexuosa, superne insigniter arcuata. *Capsula* matura flavo-rufescens, oblongo-pyriformis, curvata, pendula. *Os* minutum. *Operculum* conicum. *Peristomii externi* dentes 16 longiusculi, acuminati, transversim striati, albellucidi, basi aurantiaca, *int.* cilia sæpissime per paria ad apicem connexa, atque hic illic processibus transversalibus unita. *Calyptram* non vidi.

I first saw this singular moss in a botanical excursion made in the summer of 1814, near to one of the highest summits of Mont Cenis. It was soon after communicated to me by the late lamented Professor Schmidt as a new *Timmia*. I have again received specimens from Prof. Hornschuch under the name of *Meesia demissa*, and from M. Schleicher under that of *Bryum curvulum*. It must be allowed, however, that in point of natural habit it has little or no connexion either with the *Timmia* or *Meesia*; but that if the figure of the internal peristome is allowed of sufficient importance to characterize the genus, it must be arranged with the former. To me its most natural place appears to be among some of our well known *Brya*. To *B. caespitium* it approximates in its leaves, though they are of a laxer texture, and to *B. Zierii* in the form of its capsule.

Fig. 1, tuft of plants, *nat. size*. Fig. 2, single plant. Fig. 3, leaf. Fig. 4, capsule. Fig. 5, operculum. Fig. 6, portion of outer peristome. Fig. 7, portion of inner ditto.—*magn.*

GRIMMIA ATRATA.

Grimmia caule brevi subramoso, foliis erecto-patentibus lanceolato-subulatis, apicibus obtusiusculis concoloribus, nervo crasso, seta exserta, capsula oblongo-ovata, operculo conico. (TAB. C.)

Grimmia atrata. Hoppe et Hornsch. MSS.


HAB. Ad rupes in valle Grosarl in alpihus Salisburgensibus legit D. Hornschuch.

Caules dense pulvinati, vix duas lineas longi, simplices vel hic illic ramosi. *Folia* undique imbricata, erecto-patentia, siccitate etiam stricta, lanceolato-subulata, canaliculata, apice obtusa concolora, margine omnino integerrima; *inferiora* intense nigro-fusca, *superiora* atro-viridia, omnia nervo crasso colore intensiore ad apicem percurrente prædita. *Seta* bi-tri-linearis, erecta, stricta. *Capsula* oblongo-ovata, viridi-fusca, demum nigra. *Operculum* conico-obtusum. *Calyptra* deest. *Peristomium* e dentibus constans 16, latiusculis, acutis, transversim striatis, flavicantibus, integerrimis, sed hic illic prope apicem linea media longitudinali.

The calyptra of this minute plant I have not myself seen. Its discoverers have placed it among the *Grimmiæ*, where it may be placed near *Gr. ovata*, from which it is easily distinguished by its lesser size, very dark colour, the obtuse and colourless points to the leaves, with their thickened nerve and the narrow capsules, which become black when the plant is past maturity. Indeed the whole plant has a remarkably lurid aspect, and grows in dense tufts, which are peculiarly even on their surface.

Fig. 1, tuft of plants, *nat. size*. Fig. 2, single plant. Fig. 3, leaves. Fig. 4, teeth of the peristome.—*magn.*

Tab C.



Grimmia atrata.
C. Kunze Sept.

Tab. 67.



Weisia mielichhoferi

Comar. Jap.

MUSCI EXOTICI.—*Hornschuchiani*.

WEISSIA MIELICHOFERI.

Weissia caule dense cæspitoso elongato ramoso, foliis anguste lanceolatis subserrulatis rigidis, nervo crasso, seta elongata, capsula erecta pyriformi, operculo conico. (TAB. CI.)

Weissia Mielichoferiana. *Funk.* (fide Hornsch. in litt.)

HAB. In valle Grosarl in alpibus Salisburgensibus legit *D. Prof. Hornschuch*.

Caules bi-trilineares ad unciales, erecti, dense cæspitosi, ramosi, ramis brevibus, erecto-patentibus, apicibus subacutis. *Folia* undique imbricata, erecto-patentia, luteo-viridia, inferiora fuscescentia, omnia anguste-lanceolata, rigida, vix serrulata, nervo valido intensa rufo-fusco, ad apicem usque attingente prædita. *Perichætialia* longiora, magis angusta, atque colore pallidiora. *Seta*, e ramulis brevibus, gracilis, pollicaris, erecta, flexuosa. *Capsula* flavo-fusca, erecta, vel paululum inclinata, oblongo-pyriformis, infra medium subcontracta et quasi apophysata, ore annulato. *Operculum* conicum, obtusum. *Peristomium* e dentibus sedecim pallide flavescentibus, distantibus, a basi latiore sensim attenuatis, transversim striatis et quasi articulatis, articulis medio contractis.

Weissia Mielichoferi, though it has truly the peristome of that genus, yet departs from it considerably in habit, and at the first aspect might rather seem to claim some affinity with the *Brya*.

The leaves are peculiarly rigid, a circumstance arising from the thickness of the nerve; and the capsule is remarkably pyriform, resembling greatly that of *W. Templetoni*, near to which species it ought to take its place in the genus.

Fig. 1, tufts of plants, *nat. size*. Fig. 2, single plant. Fig. 3, leaf. Fig. 4, perichætial leaf. Fig. 5, capsule. Fig. 6, portion of a capsule with the teeth of the peristome. Fig. 7, operculum with a portion of the annulus adhering to it.—*magn.*

WEISSIA ELONGATA.

Weissia caule densissime cæspitose elongato ramoso, foliis arcte imbricatis lanceolato-ovatis obtusis reticulatis integerrimis, nervo sub summo apice evanescente, seta flexuosa, superne arcuata, capsula ovata (ob directionem setæ) inclinata vel pendula, operculo conico. (TAB. CII.)

Weissia elongata. Hoppe et Hornschuch MSS.

HAB. In valle Grosarl in alpinis Salisburgensibus legit Cl. Hornschuch.

Caules bi- ad 4-unciales in cæspitibus densissime compacti, elongati, graciles, filiformes, flexuosi, parum ramosi. *Folia* undique imbricata, erecta, appressa, parum concava, late lanceolato-ovata, areolis oblongis pulcherrime reticulata, flavo-viridia, inferiora fusco-nigrescentia, margine vix serrata, nervo satis valido sub summo apice evanescente instructa. *Perichæetialia*, exteriora caulinis similia, interiora lanceolata, nervo obscuriore. *Seta* flavescens, terminalis flexuosus, superne ut cygni collum curvata. *Capsula* secundum setæ curvaturam inclinata vel pendula, ovata, pallide fusco-viridis. *Operculum* conicum, obtusum, flavum. *Peristomium* e dentibus 16 subdistantibus pallide flavescens longiusculis attenuatis transversim striatis.

This is another new Moss discovered by Professor Hornschuch, differing in so many respects from any other known moss, that it is hard to say to which it approaches the nearest. The stems and foliage most resemble small specimens of *Bryum julaceum*; but the fructification is very remarkable, having the fruitstalk curved below the capsule, like the neck of a swan, and the capsule either inclined or pendent according to the degree of curvature.

Fig. 1, 1, tufts of plants, *nat. size*. Fig. 2, single plant. Fig. 3, leaf. Fig. 4, outer, and Fig. 5, inner perichæetial leaf. Fig. 6, mouth of the capsule and peristome. Fig. 7, teeth of the peristome.—*magn.*

Tab. CII.



Weisia longata

Caenozo. 1797

Tab. CIII.



Hedwisia Hornschuchiana
Calceolaris Sept.

HEDWIGIA HORNSCHUCHIANA.

Hedwigia caule cæspitoso elongato subramoso, foliis longe subulatis flexuosis patentibus carinatis integerrimis, nervo lato, seta laterali brevi, capsula globosa, operculo oblique longirostro. (TAB. CIII.)

Anictangium Hornschuchianum. *Funk.* (fide Hornsch. in litt.)

HAB. Ad rupes madidas prope Heiligenblut in alpibus Carinthiacis superioribus. *D. Prof. Hornschuch.*

Caules palmares, dense cæspitosi, erecti, flexuosi, superne subramosi. *Folia* undique inserta, patentia, longe subulata, carinata, flexuosa, integerrima, nervo lato prædita, superiora flavo-viridia, reliqua fusca. *Perichætialia* setæ dimidio longitudinis, basi vaginata, apicibus recurva, nervo tenui. *Seta* lateralis, prope apicem ramorum, vix tres lineas longa, erecta. *Capsula* globosa, pallide viridi-fusca, ore rufo. *Operculum* flavescens basi rufum, longirostratum, rostro obliquo. *Calyptra* subulata, lateraliter fissa.

The genus *Anictangium* of Hedwig is founded upon the axillary situation of the anthers, taken in conjunction with the naked mouth of the capsule; characters these, not easily to be discovered, and which, according to those species which have been taken into that genus by Schwaegrichen, compose a most unnatural assemblage.—Six species out of the ten enumerated by the last-mentioned author, are indeed universally allowed to belong to other genera. My friend Dr. Taylor and myself have ventured to propose other characters for this genus, taken from the calyptra, in conjunction with the insertion of the fruitstalk; and hitherto I have every reason to be satisfied with these marks. They have certainly the advantage of being more readily discerned than those of Hedwig, and the species which they bring together, as far as I am yet acquainted with them, do not so greatly recede from one another in general habit, as to render the genus an unnatural one. The species here under consideration has its fructification very similar to a Humboldtian plant which remains yet to be figured in this work, but from which in its foliage it is abundantly distinct. Indeed the stems and leaves of *H. Hornschuchiana*, when seen with the naked eye, are more like those of *Bartramia Halleriana* than those of any plant I know.

Fig. 1, tuft of plants; and Fig. 2, single plant, *nat. size*. Fig. 3, leaf. Fig. 4, perichætial leaf. Fig. 5, perichætium, fruitstalk, capsule and calyptra. Fig. 6, capsule, with, Fig. 7, the operculum removed.—*magn.*

WEISSIA MARTIANA.

Weissia caule densissime cæspitose elongato subramoso, foliis lanceolato-subulatis patentibus siccitate crispatis, seta breviuscula curvata, capsula globosa sulcata. (TAB. CIV.)

Weissia Martiana. *Hoppe et Hornsch. MSS.*

HAB. In alpibus Tyrolensibus. *D. Hornschuch.*

Caules 3-4-pollicares, erecti, densissime cæspitosi, subramosi innovationibus præcipue, ferrugineo-tomentosi, apicibus solummodo viridibus. *Folia* undique imbricata, horizontaliter patentia, pallide viridia, lanceolato-subulata, carinata, integerrima, margine subrecurvo, nervo saturatiore instructa. *Perichætialia* reliquorum similia, sed margine non recurvo. *Seta* vix bilinearis sæpe ob innovationes lateralis, pallide flavo-fusca, insigniter curvata. *Capsula* recta, globosa, rufo-fusca, profunde sulcata, sulcis viridi-fuscis. *Operculum* et *Calyptra* desunt. *Peristomium* intense rubrum, dentibus 16, longiusculis, basi latis, apice attenuatis, transversim striatis, siccitate æque ac madore subhorizontaliter positus intra marginem capsulæ.

This singular plant, which has been found only by Professor Hornschuch in the Tyrolian Alps, is at once distinguished from every other species of the genus by its curved fruitstalk and the globose and deeply sulcated capsule. Its nearest ally is *W. nigrita*: but, independently of the marks now pointed out, there is a remarkable curvature in the capsule of the last-mentioned species, whilst in *G. Martiana* it takes its direction from that of the fruitstalk.

Fig. 1, tuft of plants; and Fig. 2, single plant, *nat. size*. Fig. 3, leaf. Fig. 4, fruitstalk and capsule. Fig. 5, portion of the peristome.—*magn.*

Tab CIV



Weybia Martiana.

Edwards. Sep. 5

Tab. CV.



Phasium nervosum

Bravais Scpt.

PHASCUM NERVOSUM.

Phascum caule subsimplice breviusculo, foliis inferioribus ovatis subacuminatis, superioribus elliptico-lanceolatis longe acuminatis crassinervibus, seta subnulla, capsula immersa ovato-globosa acuminulata. (TAB. CV.)

HAB. E promontorio Capitis Bonæ Spei. *D. Menzies*, 1791.

Caules cæspitosi, bi-trilineares, erecti, simplices vel ad basin dichotomi. *Folia* lutescente-viridia, erecta, *inferiora* ovata, parum concava, nervo latissimo in acumen breve desinente, *superiora* seu *perichætialia* sensim majora, elliptico-lanceolata, concava, nervo latissimo, ut in *Dicrano flexuoso* et ejus affinitatibus, fuscescente, in acumen longum angustum integerrimum extendente percursa. *Foliorum substantia* compacta. *Seta* vix ulla. *Capsula* foliis perichætialibus omnino oblecta, ovata, rufo-fusca, apice acuminulata.

Although at the first aspect this *Phascum* has much similarity to *Ph. subulatum*, yet when the leaves are more accurately examined, they will be found not only to differ in shape, but remarkably also in the structure of the nerve, which in this plant is very broad. In this particular it approaches to the *Ph. crassinervium* of Schwaegrichen, from which it again differs in the leaves of the latter being as strongly reticulated as those of *Ph. serratum*.

Fig. 1, tufts of plants, *nat. size*. Fig. 2, sterile plant; and Fig. 3, fertile ditto. Fig. 4, inferior leaf. Fig. 5, superior ditto. Fig. 6, capsule.—*magn.*

ANICTANGIUM REPENS.

Anictangium caule repente ramoso, ramis erectis clavatis, foliis ovato-rotundatis reticulatis acuminulatis enervibus, perichæatialibus longe acuminatis diaphanis, seta subnulla, capsula cyathiformi, operculo conico-depresso. (TAB. CVI.)

HAB. In plaga occidentali Novæ Hollandiæ. *D. Menzies*, 1791.

Caules laxè cæspitosi, repentes, flexuosi, foliis destituti, hic illic tomento ferrugineo obsiti, ramosi, ramis brevibus, erectis, clavæformibus. *Folia* flavo-viridia, horizontalia, concava, ovato-rotundata, breviter acuminata, integerrima, omnino enervia, reticulata, areolis grandiusculis, subquadratis. *Perichæatialia* multo majora, magis erecta, ovato-rotundata, longe tenuiterque acuminata, enervia, flexuosa, scariosa, albida. *Seta* terminalis, brevissima. *Capsula* cyathiformis, fusca, margine subincrassata. *Operculum* conico-compressum. *Calyptram* non vidi. *Semina* magna, intense rufo-fusca.

This is a very remarkable moss, of which Mr. Menzies' specimens unfortunately possess no calyptra; yet I think there can be no doubt of its being an *Anictangium*. The texture of the foliage is, however, remarkably unlike that of any other species in the genus; the perichæatial leaves differ from the cauline ones in being destitute of reticulation, and in being scarious and white; and what is still more worthy of observation in this plant, is the large size of the seeds, which far exceeds that of any moss I have yet met with.

Fig. 1, plants, *nat. size*. Fig. 2, single plant. Fig. 3, leaf. Fig. 4, portion of ditto, to show the reticulation. Fig. 5, perichæatial leaf. Fig. 6, portion of ditto, to show the reticulation. Fig. 7, capsule and perichæatial leaf. Fig. 8, operculum. Fig. 9, seeds.—*magn.*

Tab. CVI.



Anichaniquium repens.

Edwards Sculp.

Tab. CXXI.



Hypnum circinale
Edwards Sculp^t

MUSCI EXOTICI.—*Menziesiani*.

HYPNUM CIRCINALE.

Hypnum caule repente dense pinnatim ramoso, foliis lanceolato-subulatis subserratis secundis circinalibus enervibus, seta breviuscula, capsula ovata cernua, operculo conico. (TAB. CVII.)

HAB. Arboribus in plaga occidentali Americæ meridionalis. *D. Menzies*, 1793.

Planta valde polymorpha. *Caulis* repens, bi-triuncialis ad palmarem, flexuosus, ramosus, ramis numerosis alternis horizontaliter pinnatis, nunc brevibus vix semiuncialibus, nunc biuncialibus, flexuosis. *Folia* lutescente-viridia, basi aurantia, secunda, lanceolata, longe-subulata, inferne concava, superne plana, apice subserrata, omnino enervia. *Perichætialia* erecta, magis serrata. *Seta* vix unciam longa, erecta, flexuosa, rufo-fusca. *Capsula* ovata, cernua, intense fusca. *Peristomium* flavum.

Among our British species of *Hypna* this approaches the nearest to *H. cupressiforme*; but in none of the numerous varieties of this plant, are the leaves nearly so much incurved as in the present plant, nor is the capsule drooping or of the same figure.

The *H. imponens*, judging from the figure in Hedwig's *Sp. Musc.* t. 77, has much resemblance in the ramification and foliage, but then the capsule is quite erect, and the lid pointed.

Fig. 1 and 2, plants, *nat. size*. Fig. 3, portion of a branch. Fig. 4, leaf. Fig. 5, perichætium, fruitstalk, and capsule. Fig. 6, perichætial leaf. Fig. 7, teeth of outer peristome. Fig. 8, portion of inner peristome.—*magn.*

MUSCI EXOTICI.—*Menziesiani.*

HYPNUM ROBUSTUM.

Hypnum caule erecto ramoso, foliis densissime imbricatis ovato-acuminatis falcato-secundis striatis transversim rugosis, apice subserrulatis basi binerviis, seta breviuscula, capsula ovato-oblonga cernua. (TAB. CVIII.)

HAB. In plaga occidentali Americæ septentrionalis. *D. Menzies*, 1793.

Caulis crassus, erectus, dichotome ramosus, ramis nunc iterum divisus. *Folia* aureo-flavescentia, subnitentia, densissime imbricata, ovato-acuminata, falcato-secunda, subconcava, striata, transversim undulata, apice subserrulata, basi breviter binervia, raro uninervia. *Seta* sesquiuncialis, rufa, glabra. *Capsula* ovato-oblonga, cernua, fusca.

At first I was disposed, with Mr. Menzies, to consider this plant as merely a variety of *H. rugulosum* of Weber and Mohr; but upon further investigation I am induced to publish it as a distinct species, upon the grounds of its much larger size, its erect mode of growth, its very robust habit, and its thickly crowded, striated, and, in almost every instance, two-nerved leaves.


Fig. 1, sterile plant; and Fig. 2, fertile plant, *nat. size*. Fig. 3, portion of a branch. Fig. 4, 4, leaves.—*magn.*

Tab. CVIII.



Hypnum robustum
Edwards. Sep. 17

Tab. VII.



Hookera quadrifaria
Edwards Sculp.

HOOKERIA QUADRIFARIA.

Hookeria caule erecto subramoso, foliis quadrifariis reticulatis medio uninerviis, lateralibus distichis horizontalibus verticalibus obovatis, intermediis subrotundatis erectis appressis, capsula subcylindracea pendula. (TAB. CIX.)

Hookeria quadrifaria. *Smith in Linn. Trans.* v. 9. p. 277. t. 23. f. 1.

HAB. In sinu Dusky bay apud Novam Zeelandiam. *D. Menzies*, 1791.

Caules digitales, erecti, flexuosi, simplices vel subramosi, basi radicibus tomentosis fuscis obsiti. *Folia* fusco-viridia, quadrifariam inserta, laxè imbricata; *lateralia* majora, disticha, verticalia, horizontaliter patentia, obovata; *intermedia* utrinque adpressa, lateralibus duplo minora, erecta, obovato-rotundata; *omnia* integerrima, succulenta, reticulata, areolis rotundatis, uninervia, nervo rubro, medio evanescente, sæpe bifurco. *Seta* uncialis, rufo-fusca, lævis. *Capsula* cylindracea, pendula, intense fusca, scabra, basi præcipue. *Perist. ext.* e dentibus 16 rufo-flavis, transversim striatis, medio linea longitudinali pellucida: *int.* e membrana flava reticulata apice in laciniis 16 brevibus subulatis integerrimis divisa.

Few, I believe, would hesitate in pronouncing this plant to belong to the same genus as *Hookeria lucens*; yet I cannot but regret that, like Sir James Smith, I have never had the opportunity of examining the calyptra, and am therefore obliged to form my decision upon the habit of the species alone. It is remarkable for the quadrifarious disposition of the leaves, and for the intermediate ones being both smaller and rounder than the lateral ones to such a degree, that they might be mistaken for stipules, were it not that these appendages are, as well in Mosses as *Jungermannia*, confined to one side of the plant.

Fig. 1, 1, plants, *nat. size*. Fig. 2, lateral and intermediate leaf. Fig. 3, lateral ditto. Fig. 4, capsule. Fig. 5, teeth of ext. peristome. Fig. 6, portion of inner ditto.—*magn.*

HYPNUM FLEXILE.

Hypnum caule elongato flexuoso ramoso, foliis imbricatis late-ovatis valde concavis obtusis integerrimis enerviis, capsula ovato-cylindracea erecta. (TAB. CX.)

Hypnum flexile. Swartz *Fl. Ind. Occ.* p. 1830.

Leskea flexilis. Hedw. *Sp. Musc.* p. 234. t. 58.
Schwaegr. Suppl. p. 168.

Hookeria flexilis. Smith in *Linn. Trans.* v. 9. p. 281.

HAB. In montibus summis Jamaicae australis. Swartz. In sinu Dusky bay dicto apud Novam Zeelandiam. D. Menzies, 1791.

Caules elongati, decumbentes vel e ramis arborum pendentes, flexuosi, ramosi, ramis brevibus subsimplicibus cylindraceis apice acutiusculis. *Folia* nitida, flavo-viridia, subarcte imbricata, erecto-patentia, subundulata, late ovata, valde concava, margine integerrima, apice obtusa, omnino enervia. *Perichætialia* cylindracea, acuta. *Seta* uncialis. *Capsula* erecta, ovato-cylindracea. *Peristomium Hypni*.

Sir James Smith considers the capsule of this moss as cernuous; and so it is in some degree from the inflexion of the fruit-stalk in a dry state, but when moist it will be found to be erect. From the same learned botanist I also beg leave to differ respecting the genus of this plant. I must however confess, that I have not seen its calyptra, and that my opinion is therefore formed merely from its habit, which approaches in many points that of *Leskea ericoides*. (TAB. XXVIII.)


Fig. 1, plant, *nat. size*. Fig. 2, branch, with fructification. Fig. 3, leaf. Fig. 4 and 5, perichætial leaves. Fig. 6, teeth of outer peristome. Fig. 7, portion of inner ditto.—*magn.*



Hypnum flexile

Chamisso Sept.

Tab. CCL.



Flappinum tenuirostre
Edwards Sep. 4.

HYPNUM TENUIROSTRE.

Hypnum caule repente, ramis erectis, foliis falcato-secundis ovatis longe acuminatis subintegerrimis enervibus, capsula oblongo-ovata cernua, operculo longirostrato. (TAB. CXI.)

HAB. In sinu Dusky bay dicto apud Novam Zeelandiam. D. *Menzies*, 1791.

Caulis repens, flexuosus, filiformis, ramosus, foliis plerumque destitutus, ramis erectis iterum sæpissime divisis. *Folia* fusco-viridia, nitentia, undique inserta, falcato-secunda, ovata, concava, longe acuminata, integerrima, vel sub lente apice minutissime serrulata, omnino enervia. *Seta* subuncialis, flavo-rufescens. *Capsula* ovato-oblonga, cernua, fusca. *Operculum* rostro longo tenui. *Calyptra* pallide fusco-flavescens, dimidiata. *Peristomii externi* dentes 16, intense flavi, transversim striati, margine quasi denticulati; *interni* membrana plicata, 16-fida, segmentis ciliis interpositis.

H. tenuirostre belongs to a numerous family of the genus remarkable in having falcate leaves; and though the habit of this plant is very unlike that of *H. cupressiforme*, yet the leaves, when magnified, bear no inconsiderable resemblance to some of its varieties, from all which it may be at once distinguished by the length of the operculum.

Fig. 1, plants, *nat. size*. Fig. 2, portion of a branch. Fig. 3, leaf. Fig. 4, capsule. Fig. 5, calyptra. Fig. 6, teeth of outer peristome. Fig. 7, portion of inner ditto.—*magn.*

MUSCI EXOTICI.—*Menziesiani*.

HYPNUM ARBUSCULA.

Hypnum caule erecto bipinnatim ramoso, foliis undique imbricatis ovatis concavis integerrimis basi obsolete binerviis, seta brevi, capsula erecta ovata. (TAB. CXII.)

Hookeria Arbuscula. *Smith in Linn. Trans.* v. 9. p. 280. t. 23.

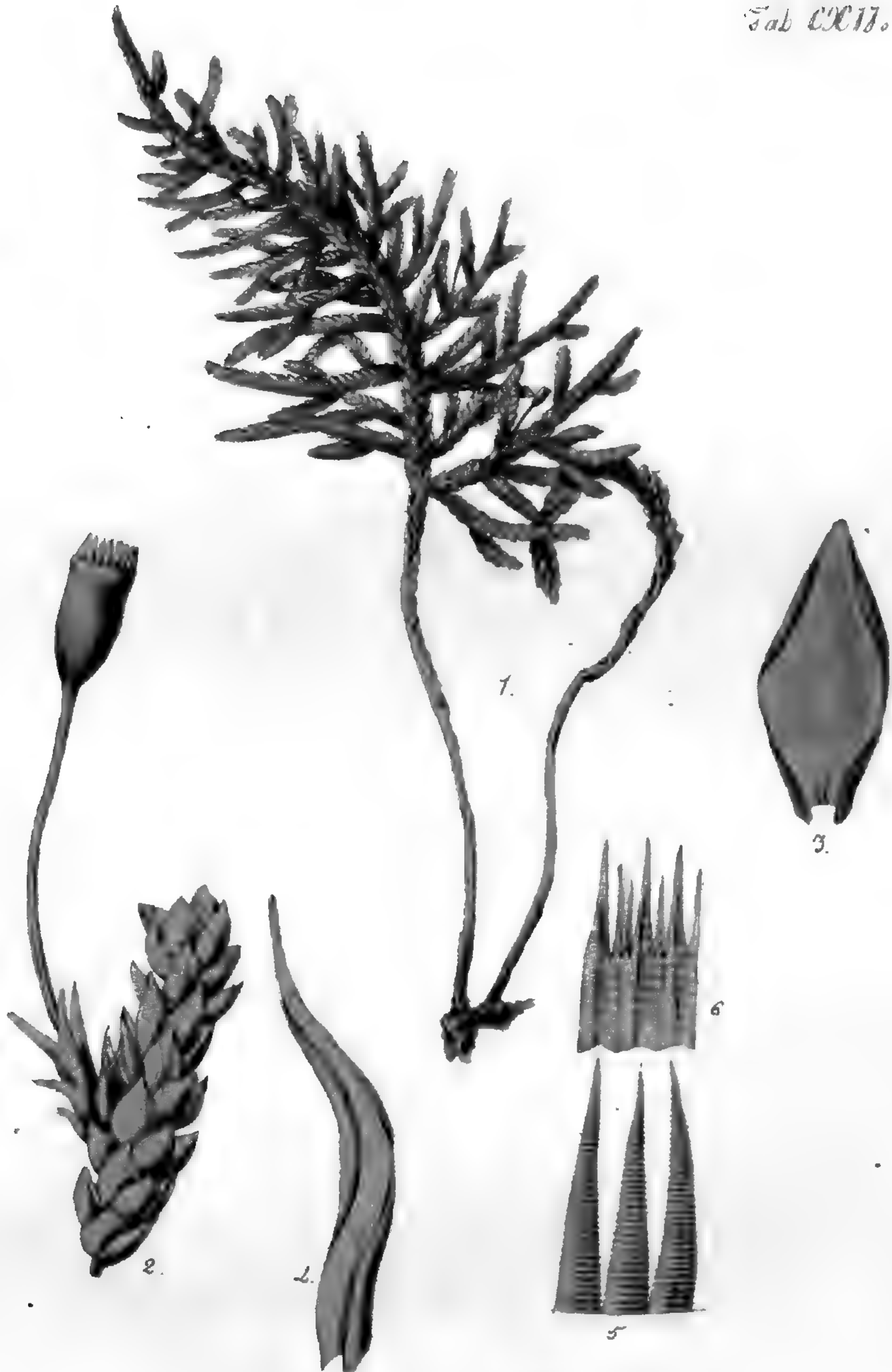
HAB. In sinu Dusky bay dicto apud Novam Zeelandiam. *D. Menzies*, 1791.

Caulis palmaris et ultra, basi repens, tomento fusco-ferrugineo obsitus, dein erectus flexuosus rigidus, inferne simplex, foliis parvis tectus, superne pinnatus, ramis iterum divisis, inferioribus longioribus, omnibus horizontaliter patentibus. *Folia* tescente-viridia, undique imbricata, erecto-patentia, nitida, ovata, concava, margine omnino integerrima, basi obsolete binervia. *Perichætialia* lanceolato-acuminata, enervia, recurva. *Setæ* 3-lineares. *Capsula* erecta, rufo-fusca. *Peristomium* ut in *Hypno*, dentibus flavo-fulvis, arcte transversim striatis.

Not being so fortunate as to possess the calyptra of this handsome moss, I dare not venture to follow Sir J. E. Smith in making it a *Hookeria*, with which genus it does not to me appear to have much natural affinity. It has a tree-like mode of growth, very similar to *Neckera dendroides*, *N. planifolia*, *Leskea concinna*, *Hypnum neckerioides*, &c. differing, however, from all these in the foliage and fructification. In its leaves and capsules it borders upon *H. flexile*. (TAB. CX.)


Fig. 1, plant, *nat. size*. Fig. 2, portion of a branch and fructification. Fig. 3, leaf. Fig. 4, perichætial ditto. Fig. 5, teeth of outer peristome. Fig. 6, portion of inner ditto.—*magn.*

Tab. CCII.



Hypnum arbuscula.
Edwards Sculp.

Tab. CXXIII.



Jungermannia sinuata.
Edwards Sept.

MUSCI EXOTICI.—*Menziesiani*.

JUNGERMANNIA SINUOSA.

Jungermannia caule elongato erecto subramoso, foliis distichis horizontalibus oblongis decurrentibus bidentatis margine superiore undulata, stipulis 5-fidis segmentis laciniatis, calyce laterali ex inferiore parte caulis ovato ore laciniato. (TAB. CXIII.)

HAB. In sinu Dusky bay dicto apud Novam Zeelandiam. D. *Menzies*, 1791.

Caules 3-4-pollicares, erecti, simplices vel per innovationes divisi, fusco-nigricantes, inferne denudati. *Folia* bifaria, erecta, disticha, verticalia, horizontaliter patentia, arcte imbricata, pallide fusco-viridia, oblonga, basi decurrentia, apice bidentata, margine superiore insigniter undulata et subrevoluta, areolis minutis reticulata. *Perichætialia* minora, laciniato-dentata. *Stipulæ* quinquefidæ, segmentis longis, attenuatis, lateralibus recurvis, marginibus laciniato-dentatis. *Calyx* in ramulis propriis brevissimis ex parte inferiore caulis egredientibus, lateralis, ovatus, ore coarctato, laciniato, laciniis inflexis. *Seta* subuncialis. *Capsula* oblongo-ovata.

The singularly undulate superior margins of the leaves, their bidentate apices, and the form of the stipules, will readily distinguish this species from *J. horizontalis*, with which it has considerable natural affinity. It is remarkable for its lengthened stalk, which is bare of leaves in its lower half.

Fig. 1, sterile, and Fig. 2, 2, fertile plants, *nat. size*. Fig. 3, portion of a stem and leaves, upper side. Fig. 4, leaves and stipules, lower side. Fig. 5, stipules. Fig. 6, calyx and perichætium.—*magn.*

VOL. II.

JUNGERMANNIA PINNATIFOLIA.

Jungermannia caule erecto ramoso, foliis dense bifariam imbricatis ciliatis conduplicatis apice bilobis, lobis inciso-pinnatis, calyce terminali oblongo quadrifido, segmentis inciso-pinnatis ciliatis. (TAB. CXIV.)

HAB. In sinu Dusky bay dicto apud Novam Zeelandiam. *D. Menzies*, 1791.


Caules 3-pollicares, erecti, flexuosi, dichotome ramosi. *Folia* exacte disticha, dense bifariam imbricata, horizontalia, oblonga, per totam marginem ciliata, flavo-viridia, areolis parvis rotundatis reticulata, conduplicata, apice biloba, lobis inciso-pinnatis, pinnis ovatis acutis. *Perichætialia* erecta. *Calyx* terminalis oblongus quadrifidus, segmentis oblongis, inciso-pinnatis, ciliato-dentatis. *Corolla* ovata, parte inferiore calyci coadunata, versus apicem corpora pistilliformia gerens. *Seta* calyce vix duplo longior. *Capsula* oblonga 4-valvis, rufo-fusca, segmentis linearibus.

This is the third * *Menziesian Jungermannia* with inciso-pinnated extremities to the leaves; from the two already figured, the present essentially differs in the absence of the stipules as well as in the general structure of the leaves, which most resembles that of *J. densifolia* and our *J. albicans*, as indeed does the whole habit of the plant. A remarkable circumstance may be observed in the corolla, which in the lower half is united with the calyx, while the upper half is free.

Fig. 1, 1, plants, *nat. size*. Fig. 2, leaf. Fig. 3, the same spread open. Fig. 4, apex of ditto. Fig. 5, calyx. Fig. 6, corolla, with fruitstalk and capsule.—*magn.*

* The two others are *J. lamellata* (TAB. XLIX.) and *J. appendiculata* (TAB. XV.).

Tab. CCXV.



Juniperus pinnatifolia
Pursh, Bot.

Tab. CXXV.



Fuadromana magellanica
Edwards Sep. 1

MUSCI EXOTICI.—*Menziesiani*.

JUNGERMANNIA MAGELLANICA.

Jungermannia caule repente tripinnatim ramoso, foliis horizontalibus inæqualiter bilobis conduplicatis ciliato-spinosis, lobis ovato-rotundatis, lobulis bifidis segmentis oblongis laciniatis uno sæpissime claviformi-saccato, stipulis lato-ovatis emarginatis margine recurvis (*ramulorum* bifidis laciniatis rarius claviformibus), calyce oblongo, ore dentato. (TAB. CXV.)

J. Magellanica. *Lam. Encycl. Bot.* v. 3. p. 28.

Schwaegr. Hist. Musc. Hep. Prodr. p. 14. t. 1.

J. elegans. *Rich. MSS.*

HAB. In Freto Magellanico. *Commerson.* In Stateu Land prope Cape Horn. *D. Menzies*, 1787.

Caules 3-4-pollicares, repentes, flexuosi, tripinnatim divisi, ramulis ultimis brevibus. *Folia* intense purpureo-fusca, arcte imbricata, horizontalia, disticha, convexa, inæqualiter biloba, ciliato-spinosa; *lobis* conduplicatis; *superioribus* multo majoribus, caulinis subintegerrimis; *inferioribus* minutis, oblongis, bifidis, segmentis caulium plerumque planis, laciniatis, ramorum uno, et sæpe duobus, claviformi-saccato, setigero. *Perichætalia* prægrandia, pallide fusca, calycem arcte cingentia et fere obtegentia, late ovata, subæqualiter biloba, margine tenuissime ciliata. *Stipulæ* forma maxime variabiles; *caulinæ* late ovatæ apice emarginatæ, marginibus integerrimis, superne reflexis; *ramorum* ovato-quadratæ, semibifidæ, segmentis marginibus reflexis denticulatis; *ramulorum* bifidæ, segmentis longis acuminatis, laciniatis, raro claviformi-saccatis (fig. 6). *Calyx* terminalis lateralisque, oblongus, ore dentato.

It is difficult, if not impossible, in a plant whose leaves and stipules vary so much in different parts of the same individual as in the present instance, to prevent the specific character from running to an apparently unreasonable length. Many of the leaves have indeed the greatest affinity to those of *J. palpebrifolia*, already figured in this work, (TAB. LXXI.) while the stipules of the two plants have no resemblance to one another, and the ramification of this is remarkably close and compact, and its fructification quite peculiar. A more beautiful object for the microscope can hardly be imagined than the present species, particularly the ultimate branches where the leaves are thickly crowded and most exquisitely fringed at the margins. The size of the perichætial leaves is worthy of observation.

Fig. 1, plant, *nat. size*. Fig. 2, portion of a plant with fructification. Fig. 3, stem leaf and stipule. Fig. 4, leaf from a branch with stipule. Fig. 5, leaf from an ultimate branch with stipule. Fig. 6, stipule with its claviform appendages. Fig. 7, portion of a leaf. Fig. 8 and 9, perichætial leaves. Fig. 10, calyx.—*magn.*

JUNGERMANNIA LANATA.

Jungermannia caule erecto compresso pinnatim ramoso, foliis bifariis horizontalibus inæqualiter bilobis, lobis conduplicatis stipulisque ciliato-multifidis, calyce oblongo, foliis perichæcialibus oblongis ciliato-multifidis obtecto. (TAB. CXVI.)

HAB. In sinu Dusky bay dicto apud Novam Zeelandiam. D. Menzies, 1791.

Caulis erectus, compressus, pinnatim ramosus, ramis distantibus, subhorizontaliter patentibus, longiuseculis, non raro ramis brevibus iterum pinnatis. *Folia* densissime imbricata, disticha, horizontalia, pallide glauco-viridia, inæqualiter biloba, lobis conduplicatis ciliato-multifidis, ciliis longis divaricatis articulatis; *substantia* tenuis, areolis oblongis magnis reticulata. *Stipulæ* subquadratae ciliato-multifidæ. *Calyx* plerumque axillaris, oblongo-ovatus, subcarnosus, foliis perichæcialibus vel squamulis angustis laciniatis obtectus. *Seta* biuncialis. *Capsula* ovata intense fusca, quadrivalvis.

The broad compressed stems and branches, taken in conjunction with the leaves of this plant, its more crowded foliage, together with the much less degree of ramification, indicate to a casual observer a very striking difference from *J. tomentella*; but when the leaves and stipules, and even the parts of fructification, come to be more carefully examined, a specific character can hardly be found:—in the subject of the present plate they are certainly less deeply cut into capillary or ciliary segments, but in other respects the two plants are precisely alike.

Fig. 1, sterile, and Fig. 2, fertile plant, *nat. size*. Fig. 3, leaf. Fig. 4, stipule. Fig. 5, calyx. Fig. 6, perichæcial leaf.—*magn.*

Tab CXXVI.



Jungermannia lanata
Edward, Sept

Tab. C. XVII



Juniperus communis quadrifida
Edwards Sep^r

JUNGERMANNIA QUADRIPARTITA.

Jungermannia caule erecto subdichotome ramoso flexuoso, foliis undique insertis distantibus erecto-patulis 4-partitis, segmentis capillaribus integerrimis vel basi sublaciniatis. (TAB. CXVII.)

HAB. In insula Staten Land dicta, prope Cape Horn. *D. Menzies*, 1787.

Caules vix unciam longi, filiformes, erecti, rigidi, nigri, flexuosi, subdichotome ramosi, ramis plerumque simplicibus flexuosis. *Folia* (apicibus ramorum exceptis ubi flavescunt) intense nigro-viridia, undique inserta, distantia, erecta, vel erecto-patentia, ad basin fere quadripartita, segmentis divaricatis, capillaribus aut paululum attenuatis, integris vel basi solummodo laciniatis, laciniis brevibus horizontalibus recurvisque; *substantia* areolis parvis reticulata, segmentis quasi articulatis.

There are smaller leaves mixed with the larger ones in this plant, which I should be disposed to consider as stipules, if they were placed with any sort of regularity. As a species it is very remarkable, coming nearer than any other to *J. setiformis*, *Brit. Jung.* (TAB. XX.) in the quadrifid division of the leaf. Its colour is peculiarly black, except at the apices which are yellow-green.

Fig. 1, 1, 1, 1, plants, *nat. size*. Fig. 2, portion of a stem and leaves. Fig. 3, 3, leaves.—*magn.*

JUNGERMANNIA MENZIESII.

Jungermannia caule elongato repente dense bipinnatim ramoso; foliis distichis horizontalibus inæqualiter bilobis conduplicatis ciliatis, lobis rotundatis, lobulis minutis oblongis, *ramorum* claviformi-saccatis, stipulis quadrifidis ciliatis, *ramorum* segmentis duobus claviformi-saccatis. (TAB. CXVIII.)


HAB. In insula Staten Land dicta, prope Cape Horn. *D. Menzies*, 1787.

Caulis 3-4-pollicaris, repens, subflexuosus, dense bipinnatim divisus, pinnis pinnisque horizontalibus. *Folia* arcte imbricata, horizontalia, disticha, fuscescentia, nitore expertia, inæqualiter biloba, pulcherrime ciliata, ciliis longis subdistantibus, lobis conduplicatis; *superioribus* seu majoribus rotundatis planiusculis; *inferioribus* seu lobulis multo minoribus, *caulium* oblongis, acuminatis, marginibus recurvis longe ciliatis (fig. 2.), *ramorum* plerumque claviformi-saccatis nunc setigeris (fig. 3.). *Stipulæ* magnæ, quadripartitæ, segmentis longe acuminatis, marginibus recurvis ciliatis, *ramorum* duobus intermediis non raro claviformi-saccatis. (fig. 5.) *Fructificationem* non vidi.

This species again belongs to the same curious family with *J. clavigera*, *J. magellanica* and *palpebrifolia*, approaching nearest to the latter in the foliage, but differing from it in the leaves being ciliated with long hair-like processes in the undivided lobule, and considerably also in the ramification, which is here closely beset with pinnæ and pinnulæ, and these so horizontally placed that they might almost be called pectinate. Their places of growth are widely distant.


Fig. 1, plant, *nat. size*. Fig. 2, cauline leaf. Fig. 3, cauline stipule. Fig. 4, leaf from a branch. Fig. 5, stipule from ditto. Fig. 6, portion of a leaf.—*magn.*

Tab. CCXVIII.



Jungfermannia Menziesii.
Wm. A. R. Richards Sept.

Tab. CCXC.



Jungermannia lobulata
Edwards. Sept.

JUNGERMANNIA LOBULATA.

Jungermannia caule repente ramoso, foliis distichis horizontalibus ovato-rotundatis subæqualiter bilobis, lobis conduplicatis inferioribus saccatis, stipulis rotundatis planis emarginatis, calyce oblongo-ovato lævi triangulari. (TAB. CXIX.)

HAB. In insula Staten Land dicta, prope Cape Horn. *D. Menzies*, 1787.

Caules vix unciam longi, flexuosi, subpinnatim ramosi, ramulis brevibus. *Folia* fuscescentia, laxè imbricata, horizontalia, disticha, subæqualiter biloba, lobis conduplicatis ovato-rotundatis, *superioribus* convexis integerrimis *inferioribus* saccatis; *substantia* compacta cellulis minutis punctata. *Perichætialia* duplo triplove majora, oblonga, lobulis explanatis subæqualiter acutis. *Stipulæ* parvæ, rotundatæ, planæ, apice acute emarginatæ, marginibus hic illic denticulo instructis; calycinæ multo majores, oblongæ, subbifidæ. *Calyx* terminalis, lævis, fusco-purpureus, oblongo-ovatus, dorso plano facie inferiore angulo longitudinali prominente.

There is a peculiar slenderness and neatness about this plant, which at first sight distinguishes it from its very near affinity the European *J. dilatata*; and in addition to this, I may observe another point of distinction between them, which is, that in this species the smaller lobe is so much larger, as to be almost equal in size to the larger one, and that the calyx is much more attenuated, and perfectly free from tubercles.

Fig. 1, 1, 1, plants, *nat. size*. Fig. 2, portion of a fructified stem, upper side. Fig. 3, ditto, inferior side. Fig. 4, leaf and stipule. Fig. 5, stipule.

ORTHOTRICHUM PROREPENS.

Orthotrichum caule repente, ramis erectis, foliis ovato-attenuatis obtusis dorso carinatis, nervo excurrente, seta longiuscula exserta, capsula exacte ovali lævi, calyptra pilosa. (TAB. CXX.)

HAB. In sinu Dusky bay dicto apud Novam Zeelandiam. D. Menzies, 1791.

Caulis repens, valde ramosus, ramis brevibus, erectis, simplicibus vel iterum divisis. *Folia* undique imbricata, erecta, (siccitate vix torta,) sordide fusca, ovata, attenuata, obtusa, dorso insigniter carinato, nervo intense fusco in apiculum breve excurrente instructa. *Perichætialia* latiora, oblonga, obtusa, margine parum undulata. *Seta* e caulis innovationibus lateralis, 3 ad 4 lineas longa. *Capsula* rufo-fusca, exacte ovalis. *Peristomium* simplex (?) e dentibus 16, pallidis, per paria approximatis.

This plant comes nearer to *O. apiculatum* (TAB. XLV.) than any other species of this curious family; the principal differences consisting in its much smaller proportions; its shorter, denser, and more erect branches; in the different shape of the leaves; and above all, in its very pilose calyptra. The operculum I have never had the opportunity of examining.

Fig. 1, plant, *nat. size*. Fig. 2, portion of a fructified branch. Fig. 3, leaf. Fig. 4, apex of ditto. Fig. 5, perichætial leaf. Fig. 6, young calyptra.—*magn.*


Tab. CXX.



Orthotrichum prorepens.

Edwards Sculp.

Tab. 60001.



Hookeria Langsdorffii.

Edwards Scpt. 4

HOOKERIA LANGSDORFFII.

Hookeria caule elongato repente vage ramoso, foliis distichis compressis ovatis subacuminatis membranaceis submarginatis apice serratis, nervis duobus ante apicem evanescentibus, capsula ovata cernua, operculo hemisphærico rostrato, calyptra basi 6-fida. (TAB. CXXI.)

HAB. Prope Rio Janeiro Brazilæ legit *Cl. Langsdorff*; communicavit *D. Swainson*.

Caules 4-5-pollicares, rufescentes, repentes, vage sed subpinnatim ramosi, ramis nunc erectis, plerumque simplicibus. *Folia* undique inserta, sed disticha directione, sordide viridia, subnitida, ovata, subacuminata, submarginata, superne evidenter serrata, nervis duobus e basi usque distinctis, ultra medium evanescentibus, instructa; *substantia* submembranacea, subpellucida, vix reticulata, cellulis vel areolis valde minutis. *Seta* longiuscula, gracilis, flexuosa. *Capsula* ovata, basi elongata, horizontaliter cernua, demum pendula, fusca. *Operculum* rostratum, basi hemisphæricum, rostro longiusculo curvato. *Calyptra* mitræformis, pallide fusca, lævis, basi breviter 6- vel 8-fida; superficies hic illic corpora pistilliformia gerens. *Peristomium Leskeæ*, dentibus *ext.* intense fuscis, linea media longitudinali diaphana notatis.

For this, as well as some other interesting Mosses and Lichens, I am indebted to my friend W. Swainson, Esq. of Elm-Grove, near Liverpool, who, in a journey which he lately made into the interior of the Brazils, kindly exerted himself in procuring cryptogamic plants for me. The subject here represented has a great resemblance to *Hookeria* (*Leskea*, Hedw.) *albicans*, but in the texture of the leaves is totally different. It also approaches *Hook.* (*Lesk.* Hedw.) *depressa*, but that again has the leaves imbricated on all sides. Our plant is also very much larger than either of those, and may be reckoned among the handsomest individuals of the genus. *Hookeria læte-virens* may be distinguished from it by the size, and more essentially by the reticulation of the leaves, their want of a thickened margin, and their nearly entire apices; and also in the form and texture of the calyptra.

Fig. 1, plant, *nat. size*. Fig. 2, portion of a branch with its leaves. Fig. 3, leaf. Fig. 4, portion of ditto to show the reticulation. Fig. 5, capsule and operculum. Fig. 6, capsule without the operculum. Fig. 7, portion of the outer peristome. Fig. 8, portion of inner ditto. Fig. 9, calyptra.—*magn.*

NECKERA AFFINIS.

Neckera caule ramoso, ramis pinnatis, foliis undique imbricatis erectis lanceolato-acuminatis longe binerviis, seta perbrevis, capsula erecta cylindracea. (TAB. CXXII.)

Neckera composita, var. β . *Schwaegr. Sp. Musc. v. 2.* p. 156?

HAB. Ex insula Sancti Vincentii, a *D. Menzies* communicata.

Caules 3-4-unciales, vage ramosi. *Rami* erecti, eleganter pinnatim divisi, pinnis erecto-patentibus, breviusculis, simplicibus, attenuatis. *Folia* fusco-viridia, undique imbricata, erecta vel erecto-patentia, lanceolato-acuminata, parum concava vel carinata, margine plana, inferne præcipue, omnino integerrima, apice sæpe torta, binervia, nervis validis, fuscis, folio parum brevioribus atque dorso apicibus eminentibus. *Perichætialia* lanceolato-subulata, squarrosa, basi solummodo binervia. *Seta* perbrevis, erecta vel curvula. *Capsula* cylindracea, erecta, intense fusca. *Peristomii dent. ext.* pallide rufescentes: *cilia* setacea, pallida.

This I received from Mr. Menzies marked as the *Neckera composita* of Hedwig, and I believe it to be the var. β . of that plant of Schwaegrichen. To me, however, it appears to differ specifically, not only in its larger size and less compound ramification, but also more strikingly in its leaves, which are much larger and narrower.

Fig. 1, plant, *nat. size*. Fig. 2, portion of the stem with fructification. Fig. 3, 3, leaves. Fig. 4, perichætium and capsule. Fig. 5, leaf of the perichætium. Fig. 6, portion of the peristome.—*magn.*

Tab. 1001.



Nothofagus affinis
Edwards. Int.

Tab. CXCIII.



Jungermannia coalita
Edward's Sept.

JUNGERMANNIA COALITA.

Jungermannia caule repente vage ramoso, foliis distichis horizontalibus ovato-quadratis, apice bidentatis, stipulis iis coadunatis 5-6-dentatis, calyce ex parte inferiore caulis, obovata basi attenuata, ore 4-dentato. (TAB. CXXIII.)

HAB. In sinu Dusky bay dicto in Nova Zeelandia. *D. Menzies*, 1791.

Caules 3-pollicares, repentes, vage ramosi, ramis subattenuatis. *Folia* fusca, opposita, disticha, horizontalia, ovato-quadrata, apice bidentata, dentibus longis acutis, margine inferiore decurrente, superiore cum *stipulis* subquadratis, 5-vel 6-dentatis coadunato. *Substantia* foliorum stipularumque mollis, areolis rotundatis grandiusculis reticulata. *Calyx* subcarnosus, nigro-fuscus, ex inferiore parte caulis, basi attenuata et squamis parvis instructa, ore 4-dentato, dentibus obtusis.

This remarkable plant has certainly much resemblance to the *J. connata* of Swartz, which like this has the superior margin of the leaf united with the stipules, so that each pair of leaves with their stipules appear, especially from behind, like one perfoliate leaf. In Swartz's plant, however, which is much smaller, the stipules are only bidentate, and the fructification is very different.

Fig. 1, plants, *nat. size*. Fig. 2, portion of a fructified stem, superior side. Fig. 3, inferior side of a portion of the stem and leaves. Fig. 4, leaves and stipules. Fig. 5, calyx.—*magn.*

ORTHOTRICHUM URCEOLATUM.

Orthotrichum caule repente, ramis erectis, foliis lanceolato-attenuatis dorso carinatis, nervo attingente, seta sublonge exserta, capsula urceolata lævi, calyptra nuda sulcata longe multifida. (TAB. CXXIV.)

HAB. In Insula Sanctæ Helenæ. *D. Menzies*, 1795.

Caules repentes, valde ramosi, ramis numerosis, crassis, brevibus, apicibus sæpe divisis. *Folia* nigro-viridia, superiora fusco-viridia, omnia arcte denseque imbricata, curvato-patentia, siccitate vix torta, lanceolato-attenuata, acuta, dorso parum carinata, nervo valido ad apicem attingente instructa. *Perichætalia* his breviora, acuta, substriata. *Seta* e caulis innovationibus sæpe lateralis, semiunciam longa. *Capsula* urceolata, rufo-fusca, lævis, ore contracto. *Operculum* subulatum, rectum. *Calyptra* campanulata, nuda, fusco-lutea, sulcata, basi ad dimidiam partem longitudinis in segmenta 8-10 angusta fissa. *Peristomium*, ut videtur, simplex, e dentibus pallidis, brevibus, integris, linea longitudinali media notatis, non raro apice fissis.

At first sight it might be difficult to distinguish this plant from *Orthotrichum prorepens* (TAB. CXX.), were it not for its stouter branches and urceolate capsules. The leaves of the two species are also much alike, but shorter and more acute in all that I could find entire upon the present subject; for it is remarkable, that though the specimens in my possession are in other respects very good, it was difficult to discover a single leaf of which the point was not broken. The essential differences must be looked for in the calyptra, which is here naked, sulcate, and deeply cleft from the base upwards into a number of linear segments.

Fig. 1, 1, plants, *nat. size*. Fig. 2, portion of a stem with fructification. Fig. 3, leaf. Fig. 4, perichætial leaf. Fig. 5, capsule. Fig. 6, operculum. Fig. 7, calyptra. Fig. 8, portion of the peristome.—*magn.*

Tab. CCCCIV.



Orthotrichum urceolatum
Clemens Sept

Tab. CXXV.



Tortula flexuosa.

Edwards Scpt.

TORTULA FLEXUOSA.

Tortula caule elongato ramoso, foliis lanceolato-linearibus carinatis nervo excurrente, perichætialibus longissimis vaginantibus, capsula cylindræa, operculo longe subulato. (TAB. CXXV.)

HAB. Ad promontorium Bonæ Spei. *D. Menzies*, 1791.

Caules vix unciam longi, erecti, crassiusculi, apicem versus præcipue ramosi. *Folia* fusco-viridia, arcte imbricata, erecto-patentia, rigidiuscula, lineari-lanceolata, carinata, margine subundulata, nervo valido, intense fusco, paulo ultra apicem excurrente instructa. *Perichætialia* elongata, setæ basin insigniter vaginantia atque circumvoluta, flavo-fusca, attenuata, nervo obscuro. *Seta* biuncialis, flexuosa, flavo-rufescens. *Capsula* cylindræa, intense fusca. *Calyptra* subulata, basi hinc fissa. *Operculum* subulatum, capsula subæque longum. *Peristomium* longum, flavo-rufescens, e dentibus vel ciliis spiraliter tortis.

This plant in the curious structure of the perichætium will rank with *Tortula convoluta*, *revoluta*, and *T. pilifera* of this work (TAB. XII.), differing from all in its flexuose fruitstalks, and their great length. The operculum and the peristomium too are remarkably long, as well as the perichætial leaves.

Fig. 1, 1, 1, plants, *nat. size*. Fig. 2, 2, leaves. Fig. 3, perichætium. Fig. 4 and 5, leaves of ditto. Fig. 6, capsule and peristome. Fig. 7, operculum. Fig. 8, calyptra.—*magn.*

LEUCODON LAGURUS.

Leucodon caule erecto tomentoso ramoso, foliis imbricatis ovatis concavis acuminulatis enervibus, capsula erecta cylindracea, operculo acuminato. (TAB. CXXVI.)

Hypnum lagurum. *Menzies MSS.*

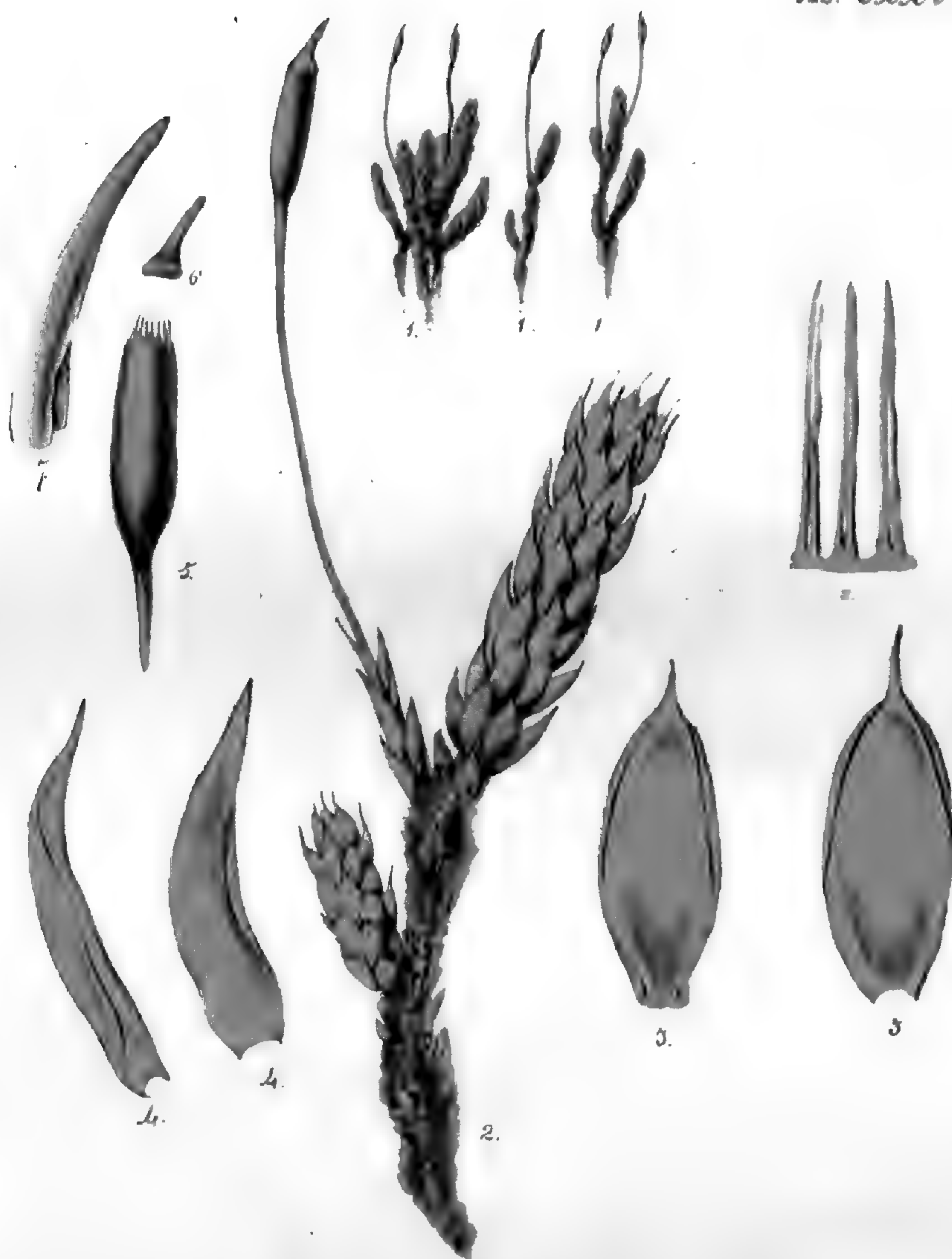
HAB. In insula Staten Land dicta, prope Cape Horn. *D. Menzies, 1787.*

Caules caespitosi, inferne tomento ferrugineo obsiti, ramosi, ramis erectis, cylindraceis. *Folia* undique imbricata, erecta, flavescencia, nitida, ovata, valde concava, integerrima, enervia, apice in acumen breve piliforme desinentia. *Perichætialia* circa caulis basin convoluta, lanceolata, apice subrecurva. *Seta* lateralis, 4 ad 6 lineas longa. *Capsula* erecta, cylindracea, flavo-fusca. *Operculum* acuminatum, subobliquum. *Calyptra* dimidiata, flavescens. *Peristomium* simplex, dentibus, e membrana paulo ultra capsulae marginem exserta, 16, filiformibus, pallide flavescens, longitudinaliter striatis, ad basin usque fissis, segmentis erectis.

Widely differing in shape as the leaves of this species do from those of *Leucodon tomentosus*, there yet is a close affinity between the two plants, and it is the more satisfactory to find how nearly their peristomes agree together. The present plant is very beautiful, of a bright shining yellow colour in the leaves, while the lower parts of the stem are covered with a ferruginous down.

Fig. 1, 1, 1, plants, *nat. size*. Fig. 2, single plant. Fig. 3, 3, leaves. Fig. 4, 4, perichætial leaves. Fig. 5, capsule. Fig. 6, operculum. Fig. 7, calyptra.—*magn.*


Tab. CXXXVI.



Leucodon laevis.

Edwards Sculp.

Tab. CCXVIII.



Orthotrichum Swainsoni

Edwards. Sept.

ORTHOTRICHUM SWAINSONI.

Orthotrichum caule repente, ramis erectis, foliis ellipticis longitudinaliterplicatis, nervo breviter excurrente, seta longiuscula, capsula ovata lævi, calyptra nuda sulcata longe multifida. (TAB. CXXVII.)

HAB. Prope Rio Janeiro Americæ meridionalis. *D. Swainson.*

Caules repentes, ramosi, ramis erectis iterum divisis. *Folia* nigro-fusca, superiora viridia, dense imbricata, erecto-patentia, siccitate torta, elliptica, plicis duabus longitudinalibus, nervo pallido ultra apicem in apiculo producto. *Perichæetia* minus plicata, magis membranacea. *Seta* semiunciam longa, flexuosa. *Capsula* ovata, lævis. *Calyptra* campanulata, nuda, fusco-lutea, sulcata, basi ad dimidiam partem longitudinis in segmenta numerosa angusta fissa. *Operculum* basi hemisphæricum, apice acuminatum. *Columella* cellulosa longe exserta. *Peristomium* simplex, e dentibus longiusculis, albidis, erectis, 16, linea media longitudinali notatis, ad apicem sæpe fisis.

This and the subject of the following plate were gathered last year in the province of Bahia, in the Brazils, by W. Swainson, Esq. They are remarkable for the structure of the columella, which is so much exserted beyond the peristome as to present very much the same appearance as the capsule of *Sclotheimia squarrosa*, figured by Schwaegrichen; nor can I well persuade myself that what is considered by that author as a peristome, can in reality be such, or anything more than a continuation of the columella, which in a more advanced state may appear cleft.

Fig. 1, plants, *nat. size.* Fig. 2, portion of a stem and fructification. Fig. 3, leaf. Fig. 4, apex of ditto. Fig. 5, perichæetial leaf. Fig. 6, peristome and exserted columella. Fig. 7, teeth of the peristome. Fig. 8, calyptra.—*magn.*

ORTHOTRICHUM RUGIFOLIUM.


Orthotrichum caule repente, ramis erectis, foliis ellipticis substriatis rugosis nervo breviter excurrente, seta longiuscula, capsula ovato-oblonga lævi, calyptra campanulata nuda glabra basi 4-dentata. (TAB. CXXVIII.)

HAB. Prope Rio Janeiro Americæ meridionalis. D. Swainson.

Caules repentes, valde ramosi, ramis erectis. *Folia* dense imbricata, erecto-patentia, fusciscentia, superiora viridia, elliptica, substriata, apice insigniter plicato-rugosa, nervo validiusculo paulo ultra apicem excurrente instructa. *Perichæetialia* minus rugosa, sed acuta. *Seta* semiunciam longa. *Capsula* ovato-oblonga. *Calyptra* campanulata, nuda, glabra, castanea, basi in dentibus 4, brevibus, membranaceis fissa. *Operculum* e basi hemisphærica acuminatum. *Columella* atque *Peristomium* omnino ut in *O. Swainsoni* (TAB. CXXVII.)

Here again is an *Orthotrichum*, which at first sight is scarcely distinguishable from *O. Swainsoni*; yet, besides the remarkable rugosity of the leaves, the calyptra is of a totally different structure, very much resembling that of *Encalypta ciliata*. In this respect also it precisely accords with *Sclotheimia squarrosa*, but differs from it in its much smaller size, in the rugosity of the leaves towards their apex, and in the peristome, if that figured by Schwaegrichen be correct.

Fig. 1, 1, 1, plants, *nat. size*. Fig. 2, portion of a stem and fructification. Fig. 3, leaf. Fig. 4, apex of ditto. Fig. 5, perichæetial leaf. Fig. 6, capsule. Fig. 7, peristome and columella. Fig. 8, calyptra. Fig. 9, teeth of peristome.—*magn.*



Orthotrichum rugifolium.

Edwards Sculp^t

Tab. 60070.



Grammia campestris.
Edwards, Sep. 4

TORTULA RECURVATA.

Tortula caule subnullo, foliis erecto-patentibus lanceolatis acutis marginibus superne recurvis, nervo crasso in mucronem brevem excurrente, seta elongata, capsula cylindracea, operculo breviusculo conico-cylindraceo. (TAB. CXXX.)

HAB. In territorio coloniali Capitis Bonæ Spei, in regione *Roggeveld*, inter *Jakhals Fonteyn* et *Kuylenberg*:—terrestris, in campis aridis, rara. *D. Burchell*.

Caules laxè cæspitosi, brevissimi, simplices. *Folia* pallide viridia, inferiora fuscescentia, erecto-patentia, lanceolata, *perichæetialia* lineari-lanceolata, carinata, acuta, margine superiore recurvo, nervo crasso in mucronem brevem excurrente instructa. *Seta* sesquiuncialis, gracilis, flavo-rufescens. *Capsula* longa, cylindracea, rufo-fusca. *Operculum* breviusculum, conico-cylindraceum, obtusum. *Peristomium* pallide rufescens.

In this species the margins of the leaves are strikingly recurved, but not revolute as in *T. pilifera* (*Musc. Exot.* TAB. XII.) and in the European *T. revoluta*, nor are the stems elongated and branched. Some of the specimens of *Barbula obtusifolia* (*Schwaegr.*) are indeed described as having the stems nearly as short as in the present plant, and the leaves bearing the appearance of being recurved at the margins: but *Schwaegrichen* assures us that the margins are in reality thickened; moreover, the apices are in that species very obtuse, the fruitstalk is short, and the operculum long and subulate.

Fig. 1, plants, *nat. size*. Fig. 2, single plant. Fig. 3, leaf. Fig. 4, inferior ditto. Fig. 5, perichæetial ditto. Fig. 6, apex of leaf seen from behind. Fig. 7, capsule and peristome. Fig. 8, operculum.—*magn.*

Tab. CXXXV.



Tortula recurvata
Edwards Sept

Tab. CCCXXI.



Naja pumiformes
Edwards Sep. 4

WEISSIA POMIFORMIS.

Weissia caule cæspitoso elongato subsimplice, foliis lineari-lanceolatis suberectis, perichæcialibus subulatis convolutis, seta paululum exserta, capsula sphærica, operculo curvirostrato. (TAB. CXXXI.)

HAB. In rupibus humidis soli et tempestati expositis, montium altissimorum ad locum *Mountain Station* dictum, rivulo Krombeks vicinum, et alibi in jurisdictione *Zwellendam*, territ. C. B. S., hic illic obvia, sed raro cum fructificatione invenienda. *D. Burchell*.

Caules bipollicares, cæspitosi, erecti, simplices vel ramosi. *Folia* flavo-viridia, dense imbricata, suberecta, planiuscula, paululum flexuosa, siccitate tortuosa, e basi latiore lineari-lanceolata, acutiuscula, integerrima, sub summa lente marginata, margine pallido, superne parum incurva, nervo valido ad apicem usque attingente: *substantia* compacta, opaca, basi solummodo teneriore. *Perichæcialia* membranacea, longe subulata, circa setam convoluta. *Seta* perichætio paulo longior, erecta vel modice curvata. *Capsula* exacte sphærica, lævis, flavo-fusca: ore parvo rufescente. *Operculum* rostratum, rostro deflexo. *Peristomium* e dentibus 16, latiusculis, rufis, integris, transversim striatis.

This curious plant, though having so much the habit and the spherical capsule of a *Bartramia*, has nevertheless a simple peristome. Unacquainted however with the calyptra, I place it with some degree of doubt amongst the *Weissia*. In the form of the capsule it approaches *W. Martiana* (TAB. CIV. of this work) and *W. nigrita*, from both of which in other respects it is widely different.

Fig. 1, tuft of plants, *nat. size*. Fig. 2, portion of a stem with its fructification. Fig. 3, leaf. Fig. 4, extremity of ditto. Fig. 5 and Fig. 6, perichæcial leaves. Fig. 7, capsules. Fig. 8, operculum. Fig. 9, teeth of the peristome.—*magn.*

BARTRAMIA QUADRATA.

Bartramia caule elongato vage ramoso, foliis patentibus subulatis flexuosis rigidis serrulatis, seta longa flexuosa, capsula quadrata sulcata. (TAB. CXXXII.)

HAB. In saxis humectatis umbrosis, ad scaturigines, in acumine montis altissimi *Post-berg* dicti, prope pagum Georgii in regione *Auteniqualand*, C. B. S. rara. *D. Burchell*.

Caules laxè cæspitosi, erecti, flexuosi, rigidi, superne ramosi, inferne præcipue tomento fusco obsiti. *Folia* flavescentia, subdistantia, horizontaliter patentia, subsquarrosa, rigidiuscula tamen flexuosa, subulata, planiuscula, margine serrulata, nervo ad apicem attingente instructa. *Seta* terminalis, pollicaris, flexuosa. *Capsula* erecta vel inclinata, quadrata, sulcata, medio contracta. *Operculum* planiusculum. *Peristomium* non vidi; sed plantæ habitus omnino *Bartramia*.

Among the *Bartramia* hitherto discovered, it would be difficult to say to which the present one approaches the nearest:—perhaps to *B. patens* of Schwaegrichen (*B. squarrosa* of Turner); but that species has the leaves remarkably straight, and neither that nor any other which I am acquainted with has a capsule at all like the one here figured.

Fig. 1, plants, *nat. size*. Fig. 2, portion of the stem and leaves. Fig. 3, leaves. Fig. 4, capsule.—*magn.*

Tab. CCCCIII



Phartraminia quadrata

Cavanis. Siph.



Bryum umbraculum
Edwards. Sp.

MUSCI EXOTICI.—*Burchelliani*.

BRYUM UMBRACULUM.

Bryum caule elongato, foliis obovatis acutis marginatis undulatis serratis, nervo excurrente, capsula oblongo-cylindræa pendula. (TAB. CXXXIII.)

Bryum Umbraculum. *Burchell MSS.*

HAB. Terrestris, in umbrosis sylvarum densarum regionis *Auteniqualand* Africae meridionalis; satis copiose. *D. Burchell.*

Caules inferne repentes, tomento fusco obsiti, ramosi, ramis erectis bipollicaribus, flexuosis, apice solummodo foliosis. *Folia* prægrandia, stellatim disposita, horizontaliter patentia, lurido-viridia, inferne purpurascens, obovata, acuta, undulata, marginata, minute serrata, nervo ultra apicem in apiculum brevem producto. *Substantia* satis crassa, areolis parvis oblongis reticulata. *Setæ* solitariae vel non raro 3 ad 5 ex eodem caule, subpollicares, rufæ. *Capsula* oblongo-cylindræa, pendula, intense rufo-fusca. *Peristomium ext.* dentibus luteo-fuscis, *int.* membrana reticulata, sedecim-dentata, dentibus perforatis, cum ciliis 2 vel 3 interpositis.

Were it not for the margined leaves which are but faintly serrated, and the very long almost cylindrical capsule, it would be hard to distinguish this species from *Bryum roseum*. These characters are however constant, and must surely be considered sufficient to constitute it a distinct plant. The leaves are perhaps the largest of any known moss. In the centre of some of the foliage I find the Hedwigan female flowers, containing, besides the pistils, jointed filaments, both of a reddish brown colour.

Fig. 1, 1, plants, and Fig. 2, 2, 2, leaves, *nat. size*. Fig. 3, leaves. Fig. 4, portion of a leaf. Fig. 5, *ext.* teeth of peristome. Fig. 6, portion of inner ditto. Fig. 7, parts of the female flower. —*magn.*

DICRANUM FRAGILE.


Dicranum caule elongato ramoso, foliis subsecundis subulato-setaceis, serratis, siccitate subflexuosis, perichætialibus basi vaginatis, capsula erecta cylindracea. (TAB. CXXXIV.)

HAB. In Nepaul legit *Hon. D. Gardner*, et ad *J. Banks* Baronetum communicavit *Gul. Wallich*, M. D. 1791.

Caules 3-4-pollicares, cæspitosi, erecti, flexuosi, tomento fusco-ferrugineo undique obsiti, ramosi. *Folia* luteo-viridia, subdistantia, subsecunda, patentia, curvata, siccitate flexuosa, insigniter fragilia, subulato-setacea, margine serrata, nervo ad apicem attingente instructa. *Substantia* mollis, laxius reticulata. *Perichætialia* basi vaginata. *Seta* sesquiuncialis, erecta. *Capsula* erecta, cylindracea, flavo-fusca. *Calyptra operculumque* desunt. *Peristomium* e dentibus 16, brevibus, rubris, transversim striatis, ultra medium fissis, segmentis subinæqualibus.

This moss comes near in general appearance to some of the small varieties of *Dicranum scoparium*, and perhaps still more to *D. Scottianum*. It is remarkable, however, in having a downy substance on the whole length of the stalk, leaves of a much softer nature than the species just mentioned, narrower, and very strongly serrated, curved when moist, only slightly flexuose when dry, and then exceedingly brittle.

Fig. 1, tuft of plants, *nat. size*. Fig. 2, portion of a stem with leaves. Fig. 3, leaf. Fig. 4, perichætium. Fig. 5, leaf of perichætium. Fig. 6, capsule. Fig. 7, teeth of the peristome. —*magn.*



Dicranum fragile

Richard's Sep.

Tab. CXXV.



Tortula mirca
Gardner & Jap.

MUSCI EXOTICI.—*Wallichiani*.

TORTULA INDICA.

Tortula caule breviusculo subramosó, foliis lineari-oblongis erectis subapiculatis siccitate crispatis, capsula oblonga, operculo acuminato. (TAB. CXXXV.)

Trichostomum indicum. Willd. in *Bot. Mag.* v. 4. p. 7. t. 1. (fide *Schwaegr.*) *Schwaegr. Suppl.* v. 1. p. 242. t. 36.

HAB. In India orientali. *Röttler*. In muris Horti Botanici Calcuttæ, Indiæ orientalis. *Gul. Wallich, M. D.*

Caules in cæspitibus latis, semiunciales, erecti, innovationibus præcipue ramosi, superne plerumque incrassati. *Folia* dense imbricata, atro-viridia, erecta, mollia, lineari-oblonga, obtusa, margine subrecurvo, nervo satis crasso concolore ultra apicem in apiculum perbreve desinente percursa, siccitate tortilia. *Perichætialia* reliquis similia, sed longiora. *Seta* bi-trilinearis flava. *Capsula* oblonga flavo-fusca, ore rufo. *Operculum* capsula brevius, flavescens, acuminatum. *Calyptra* pallide fusca, lateraliter fissa. *Peristomium* breviusculum, e ciliis longis filiformibus spiraliter tortis, intense rubris, inarticulatis, basi per paria conjunctis.

Patches of this plant, eight or ten inches in diameter, were gathered on brick walls surrounding the Botanic garden of Calcutta by my kind friend Dr. Wallich, who has the direction of that establishment, and who has not only exerted himself to collect cryptogamic plants for me, but has induced the Honourable Edward Gardner to do the same in the rich and distant province of Nepaul, where he is resident at the court of the Rajah of Kalmundu; so that through his means I am in possession of some very curious mosses from these countries, which I shall hasten to lay before the public.

On taking off the operculum of the species now under consideration, I find the upper part of the peristome mostly removed with it, when the remains will naturally give the idea of a *Didymodon*, or according to the Hedwigian system a *Trichostomum*; and it is this circumstance which has probably deceived Schwaegrichen, and induced him to figure the peristome incorrectly. The erect and linear-oblong leaves distinguish this at once from all the known species of *Tortula*.

Fig. 1, tufts of plants, *nat. size*. Fig. 2, single plant. Fig. 3, leaf. Fig. 4, capsule and peristome. Fig. 5, calyptra. Fig. 6, operculum. Fig. 7, teeth of the peristome.—*magn.*

OCTOBLEPHARUM SERRATUM.

Octoblepharum caule erecto ramoso, foliis erecto-patentibus ovatis serratis cuspidatis, capsula pyriformi, operculo hemisphærico apiculato, calyptra mitriformi longe pilosa. (TAB. CXXXVI.)

Octoblepharum serratum. *Bridel Musc. Suppl.* v. 1. p. 86.

Orthodon. *Bory de St. Vincent.* (fide *Beauv.*)

Bryum orthodontum. *Beauv. Prodr. d'Ætheog.* p. 48.

Splachnum squarrosum. *Hook. in Linn. Trans.* v. 10. p. 308. t. 26. f. 2.


HAB. In insula Bourbon ad terram humidam prope truncos aversos. *Bory de St. Vincent.* In Nepaul abunde legit *D. Buchanan, M.D.* et *Hon. D. Gardner.*

Caules unciales, cæspitiosi, inferne dense ferrugineo-tomentosi, erecti, subramosi. *Folia* lutescente-viridia, undique laxè disposita, erecto-patentia, apice sæpe tortuosa, ovata vel ovato-lanceolata, paululum carinata, margine argute serrata, nervo ultra apicem in acumen longum producto instructa. *Perichæetialia* paululum longiora. *Seta* unguicularis, terminalis, crocea. *Capsula* crocea, pyriformis, vel, si mavis, ovata, apophysio-beonica capsula paululum longiore insidens. *Calyptra* capsula brevior, mitriformis, membranacea, pellucida, albida, basi ventricosa, quadrifida, superne attenuata, superficies pilis longis, flexuosis, articulatis, patentibus albis. *Operculum* hemisphæricum, apice in acumen angustum attenuatum. *Peristomium* e dentibus 8, lanceolatis, humectate incurvis, siccitate erectis, subcoriaceis luteis, transversim striatis, atque linea media longitudinali obscure notatis.

Having fallen into an error in the Linnæan Transactions, where I have described the teeth of this moss as 16 *per paria approximatæ*, whereas they are decidedly but 8 with a middle longitudinal line, and having become possessed of noble specimens with every part of the fructification in the most complete state, I willingly publish another description and figure of it. The eight teeth and the terminal fruitstalk constitute this plant an *Octoblepharum*. I am doubtful, however, whether *O. albidum* has a mitriform calyptra; and if it have, I should propose that the present subject be separated from it on that account, preserving to it *Bory de St. Vincent's* name of *Orthodon*. The calyptra is a very striking object, and rendered more so by the long hairs spreading every way. The whole plant inclines remarkably to yellow.

Fig. 1, plants, *nat. size.* Fig. 2, single plant. Fig. 3, 3, leaves. Fig. 4, capsule. Fig. 5, operculum. Fig. 6, calyptra. Fig. 7, hair of calyptra. Fig. 8, peristome, as seen when dry.—*magn.*

Tab. CXXXVI.



Octolopharum serratum
Edwards Sculp.

Tab. CXXXIII.



Gleadowia Humboldtii
Edwards. Sp.

HEDWIGIA HUMBOLDTII.

Hedwigia caule erecto, pinnatim ramoso, foliis undique imbricatis obovatis concavis enervibus piliferis integerrimis, capsula globosa sulcata, operculo subulato curvato. (TAB. CXXXVII.)

HAB. In monte Quindiu, locis frigidis, altit. 1580 hexapod. *Humboldt et Bonpland*.

Caules 3-6-unciales, erecti, flexuosi, ramosi, ramis pinnatis, pinnis approximatis patentibus vel decurvis, uncialibus, teretibus, basi apiceque attenuatis. *Folia* undique imbricata, densa, erecta, appressa, concava, obovata, integerrima, enervia, margine inferiore recurvo, apice in acumen longum piliforme flexuosum, fuscum, rigidum desinentia. *Color* obscure viridis, basi aurantiacus. *Perichæetalia* fere omnino ut in reliquis sed magis aurantiaca. *Seta* lateralis, uncialis, rufo-fusca. *Capsula* erecta, globosa, rufo-fusca, sulcata siccitate præcipue. *Calyptra* dimidiata. *Operculum* rostro capsula sub-breviore, oblique curvato.

The present highly curious Moss, which, no less on account of its beauty than of its characters so different from every other in the family, is worthy of bearing the name of the most illustrious traveller and philosopher of the age, has in its mode of growth the appearance of a *Sphagnum*, in its capsule that of a *Bartramia*, and in its general habit that of a *Hypnum*. The capsule, however, destitute of a peristome, and the lateral situation of the fructification, require that it should be arranged with the *Hedwigia*, according to the ideas of the genus expressed in the *Muscologia Britannica*. The leaves, in their texture and in the absence of a nerve, are not very unlike those of *Anictangium ciliatum* and *imberbe*.

Fig. 1, plant, *nat. size*. Fig. 2, portion of the stem and fructification. Fig. 3, leaves. Fig. 4, perichæetial leaves. Fig. 5, capsule. Fig. 6, operculum. Fig. 7, calyptra.—*magn.*

DICRANUM CONCOLOR.

Dicranum caule elongato ramoso, foliis undique vergentibus e basi anguste lanceolata longissime subulato-setaceis subintegerrimis, nervo latissimo, seta flexuosa, capsula ovata striata strumosa, calyptra fimbriata. (TAB. CXXXVIII.)

HAB. In *alto de Aranda*, locis frigidis, prope *Pasto*, (regnum Novum Granatense) altit. 1560 hexapod. *Humboldt et Bonpland.*

Caules bi- triunciales, erecti, flexuosi, hic illic dichotome divisi. *Folia* undique vergentia, planiuscula, siccitate etiam e basi anguste lanceolata, longissime subulato-setacea, flexuosa, pallide viridia, apicem versus subserrulata, nervo latissimo paginae fere totam partem occupante. *Perichætialia* reliquis similia, sed lateribus involutis. *Setæ* aggregatæ, flexuosæ vel curvatæ. *Capsula* flavo-fusca, inclinata, oblongo-ovata, sulcata, basi strumosa. *Operculum* conico-subulatum rufo-fuscum. *Calyptra* dimidiata, basi elegantissime ciliata. *Peristomium* dentibus 16, incurvis, rufis, fassis.


The species here described belongs to a curious family of *Dicranum*, along with *D. flexuosum*, *D. cygneum*, and *D. introflexum*, all agreeing in general habit, in the broad nerve of the leaf, and in the ciliated border of the calyptra. From the former of these it differs in the much longer and twisted nature of the leaves; from the two latter, in the striated and strumose calyptra; and still further from the last-mentioned species, in having the tips of the leaves of one uniform colour with the leaves themselves, and not at all diaphanous.

Fig. 1, 1, plants, *nat. size.* Fig. 2, leaf. Fig. 3, leaf of *perichætium*. Fig. 4, portion of ditto magnified to show the nerve. Fig. 5, capsule. Fig. 6, annulus. Fig. 7, operculum. Fig. 8, calyptra.—*magn.*

Tab. CXXXIII.



Duranum concolor
Edwards, Sep. 18



Dicranum longisetum

Edwards Sep. 5.

DICRANUM LONGISETUM.

Dicranum caule subelongato simpliciusculo, foliis falcato-secundis e basi late ovata longe tenuiterque subulato-setaceis, seta longa, capsula erecta oblonga striata, struma nulla, operculo longe subulato. (TAB. CXXXIX.)

HAB. In temperatis regni Novi Granatensis, in sylvis prope *Fusagasaga*, alt. 1030 hexap., atque in apricis frigidis montis Chimborazo, altit. 2430 hexapod. *Humboldt et Bonpland.*

Caules cæspitosi, subelongati, inferne fibris tomentosis obsiti. *Folia* flavo-viridia, bi-trilineararia, undique inserta, falcato-secunda, e basi late ovata, longe tenuiterque subulata, setacea, subflexuosa, vix apice serrulata, nervo satis angusto. *Perichæthalia* basi lanceolata vaginata. *Seta* stricta. *Capsula* erecta, ovato-oblonga, flavo-fusca, striata, struma nulla. *Operculum* subulatum, rectum, capsulam longitudine æquans. *Calyptra* dimidiata, pallide fusca. *Peristomium* e dentibus 16, infra apicem fissis, rufo-fuscis, transversim striatis.

There are few genera whose species are so difficult to be distinguished from one another as those of *Dicranum*. The present instance happily affords an exception. The capsule has no struma; and this circumstance, together with the general figure of the leaves and their direction, indicates some affinity with *D. heteromallum*; but in this the capsule is erect, or very nearly so; and when attentively examined, the leaves, in their great length and shape, will furnish sufficient marks of discrimination both from that and every other species of the genus.

The habit of the plant is not much unlike some species of *Cynodontium*, and the leaves approach those of *C. longirostre*, though the stems and the fruitstalks are widely different, and our species has truly the teeth of a *Dicranum*.

Fig. 1, 1, plants, *nat. size.* Fig. 2, leaves. Fig. 3, capsule with operculum. Fig. 4, calyptra. Fig. 5, capsule with the peristome. Fig. 6, portion of the peristome.—*magn.*

DICRANUM DENSUM.

Dicranum caule simpliciusculo, foliis lanceolato-subulatis integerrimis, nervo tenui, capsula ovata inclinata lævi absque struma, operculo longe rostrato curvato. (TAB. CXL.)

HAB. In crepidinibus montis Quindiu, regione temperata. *Humboldt et Bonpland*.

Caules densissime cæspitosi, semiunciales, erecti, subsimplices, inferne tomento fusco obsiti. *Folia* pallide viridia, undique imbricata, e basi late lanceolata, subulata, planiuscula, integerrima, nervo satis tenui et ad apicem attingente instructa. *Substantia* tenera, reticulata. *Seta* solitaria, semiuncialis. *Capsula* ovata erecta vel lenissime inclinata fusca, absque struma sed ad basin paululum contracta, lævis. *Operculum* subulatum, curvatum, capsula concolor, ejusdem longitudine. *Annulus* simplex. *Calyptra* dimidiata. *Peristomii* dentes 16, rufi, satis magni, transversim striati, ad dimidium et ultra longitudinem fissi.

Notwithstanding that the peristome of this moss prove it to be a true *Dicranum*, the natural habit of the plant has a great similarity to *Weissia acuta* of Hedwig; insomuch that without having recourse to a microscope—when the leaves will be found to differ both in form and texture—they will not readily be distinguished. In the genus to which it belongs, I know of no species with which it is likely to be confounded except *D. cerviculatum*, which, however, has an evident struma, much more subulate leaves, and a remarkably broad nerve.

Fig. 1, tufts of plants, *nat. size*. Fig. 2, single plant. Fig. 3, leaves. Fig. 4, capsule with its annulus and peristome. Fig. 5, operculum. Fig. 6, teeth of the peristome.—*magn.*

Tab. C.C.C.



Dierama densum
Edwardes Sculp.

Tab CCLL.



Dicranum vaginatum
Clavus, Sep 7.

DICRANUM VAGINATUM.

Dicranum caule elongato ramoso, foliis laxis a basi longe vaginante subulatis vix apice serratis, nervo excurrente, capsula inclinata ovata absque struma, operculo longe subulato. (TAB. CXLI.)

HAB. In convallibus Andium Granatensium inter Almaguar et Pasto, altit. 1200—1500 hexapod. *Humboldt et Bonpland.*

Caules laxè cæspitosi, fusco-tomentosi, bi- tri- ad 4-unciales, erecti, filiformes, flexuosi, bis terve dichotomi. *Folia* lurido-viridia, laxè imbricata, e basi lanceolata, undulata vaginante, subulata apice parum recurva, vix serrulata, nervo angusto in acumen longum producto. *Seta* terminalis, uncialis. *Capsula* erecta vel paululum inclinata, rufo-fusca, struma nulla. *Operculum* longe rostratum, curvatum. *Calyptra* dimidiata, pallide fusca. *Peristomium* rubrum, e dentibus 16, infra basin fissis, marginibus hispidis.

I know of no species of the genus with the leaves so remarkably sheathing in their lower half, and so subulate in the upper, as is the case with the present.

Fig. 1, 1, plants, *nat. size.* Fig. 2, portion of a plant with young fructification. Fig 3 and 4, leaves. Fig. 5, capsule. Fig. 6, operculum. Fig. 7, calyptra. Fig. 8, teeth of the peristome. —*magn.*

JUNGERMANNIA FILICINA.

Jungermannia caule erecto, pinnatim ramoso, foliis inæqualiter bilobis, lobis superioribus majoribus ovatis acutiusculis apice serratis; inferioribus minutis, subrotundatis, conduplicatis; stipulis obovato-quadratis, serratis, calycibus lateralibus oblongo-obcordatis, apiculatis. (TAB. CXLII.)

Jungermannia filicina. Swartz. *Prodr. Fl. Ind. Occ.* p. 145. *Fl. Ind. Occ.* p. 1866. *Schwaegr. Hist. Musc. Hepat. Prodr.* p. 18.


HAB. In frigidis scopulosis montis *Saraguru*, prope *Alto de Pulla*, *Loxam* inter et *Oñam*, altitud. 1564 hexapodarum. *Humboldt et Bonpland.*

Planta cæspitosa, et (Swartzio teste) inter maximas species sui generis referenda. *Radix* repens, filiformis. *Caules* 4- ad 6- unciales, erecti, rigidi, pinnatim ramosi; rami subunciales, horizontales, attenuati, simplices, vel hic illic iterum pinnati, ramulis brevibus. *Folia* superne imbricata, horizontalia, bifariam disposita, disticha, siccitate involuta, inæqualiter biloba; lobis superioribus multo majoribus, ovatis, acutiusculis, subplanis, apice serratis; lobulis valde minutis, ovatorotundatis, conduplicatis, appressis, omnino integerrimis; stipulis obovato-subquadratis, apice serratis, marginibus lateralibus sæpe revolutis. *Color* saturate viridis. *Folia* perichætialia lobis lobulisque acuminatis, serratis. *Stipulae* perichætiales bifidae, segmentis acutis, serratis. *Seta* lateralis. *Calyx* oblongo-cordatus, trigonus, lævis, viridis; ore apiculum tubulosum formante. *Germen* pyriforme; stylo longo terminatum.

Jungermannia filicina was first found by Dr. Swartz "in montibus altissimis *Jamaicæ*," and described by him in his *Flora Indiæ Occidentalis*; but no figure of it having ever appeared, I have thought right to subjoin one here; and I have done so the more willingly, since I have been so fortunate as to possess specimens with the fructification, which Swartz never saw. Its ramification is like that of *Sertularia abietina*; and when the plant is dry, the leaves are not very unlike the teeth of that zoophyte. Not only the mode of branching, but the shape of the leaves remove it from the rest of the species of the genus. Its nearest affinity among the described ones is perhaps *J. dilatata* and *J. Tamarisci*.

Fig. 1, plant, *nat. size.* Fig. 2, portion of a branch with fructification, upper side. Fig. 3, leaves and stipules, under side. Fig. 4, portion of a leaf. Fig. 5, fructification.—*magn.*

Tab. CCLII.



Juniperus sibirica
Blaird. 47

Tab. CCCCIII.



Jungermannia crispata

Desard's Sept.

MUSCI EXOTICI.—*Humboldtiani*.

JUNGERMANNIA CRISPATA.

Jungermannia caule procumbente pinnatim ramoso, foliis bifariis integerrimis inæqualiter lobatis crispatis, lobis superioribus majoribus ovatis, inferioribus ligulatis, stipulis cordatis. (TAB. CXLIII.)

HAB. In umbrosis montis *Quindiu* ad radices *Quercus Granatensis* juxta la Guebrada de Torha, altit. 1050 hexapod. *Humboldt et Bonpland*.

Caules 3 ad 4 uncias longi, procumbentes, filiformes, fusci, flexuosi, pinnatim ramosi, primis alterne patentibus, hic illic pinnati iterum. *Folia* basi laxè disposita, reliqua dense, superne imbricata, bifaria, disticha, horizontaliter patentia, integerrima, biloba; lobis superioribus ovatis, obtusis, convexiusculis, margine inferiore præcipue insigniter crispatis vel undulatis; inferioribus ligulatis, undulatis. *Color* flavo-virescens. *Stipulæ* cordatæ, planiusculæ, marginibus lateralibus revolutis. *Fructificatio* ignota.

The curiously crisped leaves of this species have a very beautiful appearance, and will serve at first sight to distinguish it from *J. platyphylla*, with which it has so many points in common, that, even if possessed of this character alone, constant as it appears to be, I should not venture upon describing it as distinct. A more important mark of difference is observable in the shape of the stipules, which are here cordate; in *J. platyphylla* ligulate. It is more like the var. β . of *J. platyphylla* than the common appearance of it.

Fig. 1, plant, *nat. size*. Fig. 2, leaves and stipules. Fig. 3, portion of a leaf.—*magn.*

DICRANUM FLEXIFOLIUM.

Dicranum caule subnullo, foliis longissime subulatis flexuosis, perichæatialibus longe vaginantibus, seta mediocri, capsula oblonga erecta lævi absque struma, operculo conico-acuminato. (TAB. CXLIV.)

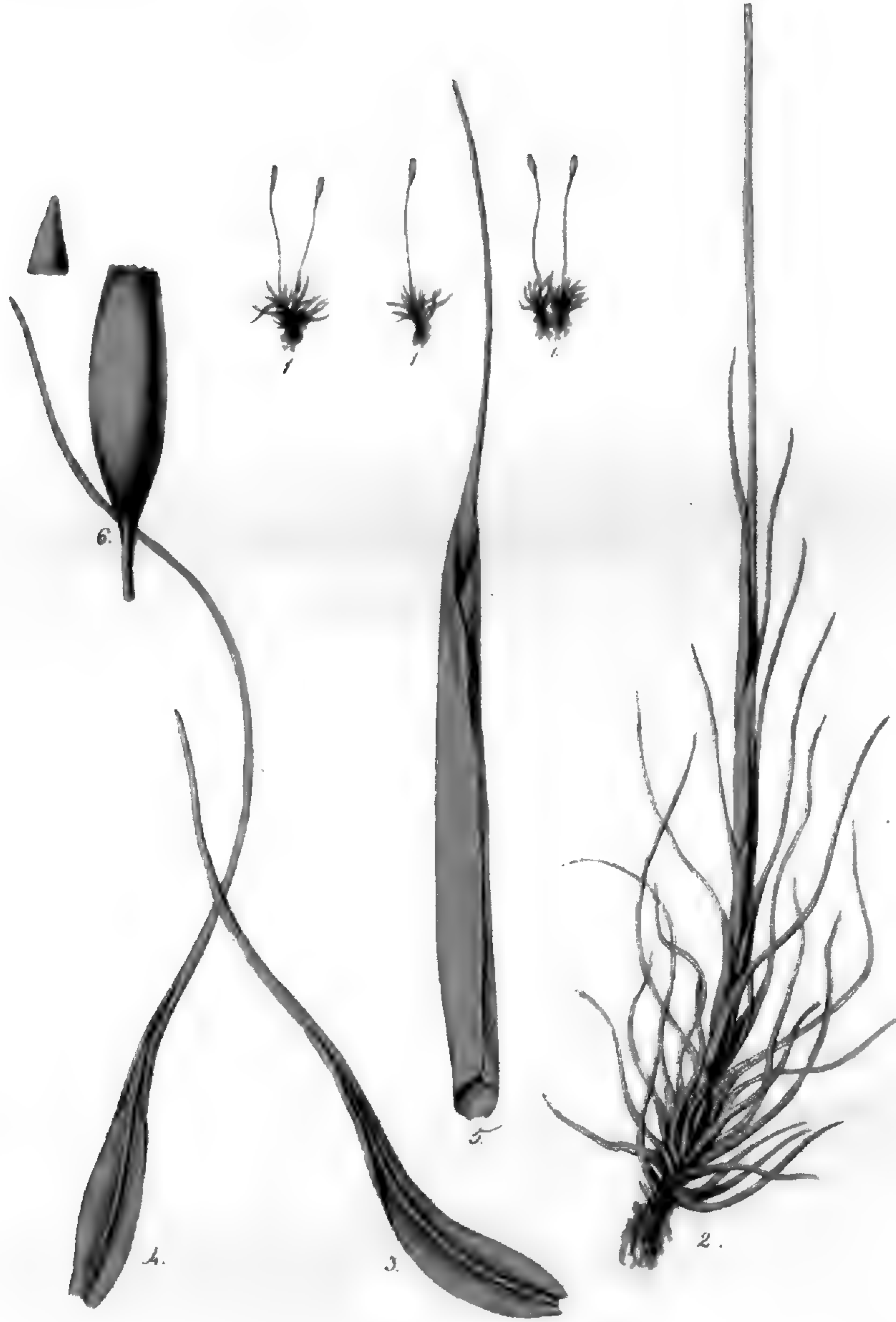
HAB. In Capite Bonæ Spei. *D. Menzies*, 1791.

Radix parva, fibrosa. *Caulis* subnullus. *Folia* e lata basi concava, longissime subulata, flexuosa, integerrima, nervo angusto, marginibus inflexis, inferiora breviora. *Perichæatialia* longe vaginata, ad basin caulis circumvoluta, apice subulata, integerrima, nervo obscuro. *Seta* vix unciam longa, flavescens. *Capsula* oblonga erecta intense fusca, lævis. *Operculum* conico-acuminatum, fuscum. *Peristomium* et *Calyptram* nondum vidi.

This comes perhaps nearest in general appearance to *D. crispum*; but from that and all the other species which have little or no stem it differs in the perichæatial leaves, which are remarkably sheathing like *D. scoparium* and its affinities. It is from habit alone I judge it to belong to this genus; for I have seen no peristome, and the operculum is singularly short and obtuse, in this respect approaching that of *Didymodon purpureum* and some others.


Fig. 1, 1, 1, plants, *nat. size*. Fig. 2, plant without the capsule. Fig. 3, exterior leaf. Fig. 4, superior ditto. Fig. 5, perichæatial leaf. Fig. 6, capsule. Fig. 7, operculum.—*magn.*

Tab. 1111



Duranum flexifolium Edwards. Scit.

Tab. CCLV.



Drepanophyllum subvium Lamour. 1849

MUSCI EXOTICI.—*Richardiani*.

DREPANOPHYLLUM FULVUM.

(TAB. CXLV.)

Dicranum? *falcifolium*. *Hook. Musc. Exot. t. LXXXII.*

HAB. In sylvis Guyannæ Gallicæ. *D. Prof. Richard.*

Hujus pulchelli musci sunt individua dimorpha, in iisdem quidem arborum truncis habitantia, diversis vero sedibus: alia (ad nutum *Hedwigii*) fœmellina, alia masculina.

1. FŒMELLINA. vid. TAB. LXXXII. et adde

Capsula matura ovata. *Operculum* demisse subconoideo-convexum, apice tantisper depressum. *Peristomium* nudum. Interdum quidem interior aperturæ margo nonnullas contextûs interni, operculo suppositi et ab eo decedente rupti, aliquandiu retinet laciniolas; sed certe desunt et dentes et membranula. 2. MASCULINA per summitates, propter folia gradatim breviora minusque recurva sursum angustatas, mox dignoscuntur. Illa autem superiora folia in-
sertione magis ac magis inter se distant fiuntque obtusiora; et ita ut suprema, erecto-appressa nec in rosulam concinnata, apicem rotundatum habeant et muticum. Ex iis solito duo intima, multo breviora, subrotunda, enervia, ex ipso capituli filamentosi ambitu oriuntur basibusque filamentorum apprimuntur tota; et etiam nonnullorum summorum foliorum nervus desideratur.

Absque manifesto caulis summi tumore, hujus apex numerosa protrudit corpuscula filamentiformia, densissime capitata s. fasciculata, supra ambientia folia promissa exerta; quorum congeries, penicillum amœne purpureum æmulans, oculos Bryophili mox allicit recreatque. Illorum unumquodque est filamentum tenuiter subclavato-fusifforme, rectum, crebro articulatum; articulis 12—16, cylindricis; summo minimo, subrotundo-convexo; infimo cæteris multo longiore. Post elapsa illa, omnium persistunt bases, solito in solo articulo infimo consistentes; et tenaciter perennant densatæ in capitulum subconvexum, stipantibus foliis demissius.

Intersita supradictis filamentis (filis succulentis, et paraphysibus *Hedwigii*) corpuscula, ab eodem pro antheris habita, etiam in vivis plantis, frustra inquisivi. *Richard in litt.*

Fig. 1, 1, planta masculina, *nat. magn. et auct.* Fig. 2, ejusdem capitulum, filamentorum; quorum dimidia pars censetur exempta, ut, quales persistunt, conspiciantur bases elapsorum. Fig. 3, vagina; stipantibus nonnullis adductoribus capillisque. Fig. 4, capsula matura, operculo adhuc clausa. Fig. 5, capsulæ apertæ summa pars. Fig. 6, operculum.

To this accurate description, which, as well as the drawing, were made by Professor Richard from fresh specimens of the plant in its native country, I shall only add an observation made by the learned Professor in his letter;—“la marche actuelle de la Muscologie vous conduira peut-être à la réunion de cette plante aux espèces de *Gymnostomum*. Mais je pense qu'elle retiendra le nom générique que je lui ai donné, si on arrive un jour à une meilleure combinaison des signes propres à caractériser les genres de cette famille.”

MUSCI EXOTICI.—*Gardneriani*.

CALYMPERES GARDNERI.

Calymperes caule breviusculo, foliis linearibus marginibus incurvis serratis, calyptra lævi. (TAB. CXLVI.)


HAB. In Nepal, arboribus. Hon. D. Gardner.

Radix fibrosa. *Caules* cæspitosi, breviusculi, plerumque simplices. *Folia* undique inserta, erecta, vel erecto-patentia, flexuosa, siccitate torta, inferiora breviter, superiora longe linearia, obtusa, canaliculata, margine incurva, læviter incrassata, serrata, obscure viridia, minutissime areolata, basi amplexantia, alba, distincte reticulata, nervo tenui paulo ultra apicem producto instructa. *Seta* terminalis, foliis superioribus paulo longior, erecta, rufa. *Capsula* erecta, oblonga, intense rufo-fusca, nitidissima, siccitate vix sulcata. *Operculum* capsula subæque longa, e basi lata, planiuscula exacte subulata. *Calyptra* magna, mitræformis, lævis, non torta, capsulam omnino tegens, demum lateraliter fissa, dimidiata. *Peristomium* membrana flavo-fusca, horizontalis, spongiosa, totum os tegens, medio radiato-striato, atque maturitate in *dentibus* 16, brevibus, rufis, transversim striatis, basi semper membrana supradicta spongiosa unitis, fisso.

Among the rich cryptogamic collections made by the Hon. Col. Gardner in the interior of Nepal, which have been communicated to me by my most liberal friend Dr. Wallich, no one plant has gratified me so much as the subject of the present plate, not only because it adds a third species to one of the rarest and most curious genera known, but because numerous specimens in various stages of fructification enable me to amend the generic character* as defined by Swartz, its founder, and by Weber and Schwaegrichen, who all had only observed the peristome in the state of a membrane. Of the two species described and figured by Schwaegrichen,—*C. lonchophyllum* and *C. Palisoti*, natives of the West Indies and of Africa, and both of which I possess,—the former is most nearly allied to the one at present under consideration, but differs from them both in the very much shorter and broader leaves, whose margins are incurved, in the great length of the operculum, and especially in the smooth, never striated nor twisted calyptra.

Fig. 1, tuft of plants, *nat. size*. Fig. 2, single plant. Fig. 3, 3, leaves. Fig. 4, portion of ditto. Fig. 5, young female fruit. Fig. 6, young calyptra. Fig. 7, ditto more advanced. Fig. 8, ditto fallen from the capsule. Fig. 9, capsule showing the young peristome. Fig. 10, peristome more advanced. Fig. 11, portion of ditto.—*magn.*

* It may be thus defined.—*Perist.* simplex, e membrana spongiosa horizontali totum os tegens, demum medio in *dent.* 16, brevibus fissa. *Calyptra* magna, mitræformis, capsulam involvens, demum lateraliter fissa. *Seta* terminalis.—What Schwaegrichen has figured as the probable male flower on his *Calymperes Palisoti*, is a parasitic *Conferva*, very similar to what Mr. Lyell finds abundantly on our British *Orthotrichum Lyellii*, and to what I also find on *C. Gardneri*. The real male flowers which I possess on my specimen of *C. Palisoti* are in axillary and terminal buds, and consist of anthers mixed with succulent filaments.



Tub. CXXXIII.



Pterogonium aureum

Palustris Schreb.

MUSCI EXOTICI.—*Gardneriani*.

PTEROGONIUM AUREUM.

Pterogonium caule repente, ramis erectis, foliis undique imbricatis erecto-patentibus ovato-acuminatis concavis, margine recurvis, enervibus, seta longa, capsula oblonga erecta, operculum conico-rostratum. (TAB. CXLVII.)

HAB. In Nepal, arboribus legit *Hon. D. Gardner*.

Caules repentes, elongati, filiformes, radicanes, ramosi, ramis erectis, brevibus. *Folia* undique inserta, aurea, nitida, erecto-patentia, ovata, acuminata, concava, margine recurvo, omnino enervia. *Seta* unciam longa, flava. *Capsula* rufo-fusca, erecta, oblonga. *Operculum* fuscum, conico-acuminatum vel rostratum, subobliquum. *Peristomium* e *dentibus* 16, longiusculis rufo-flavis, marginatis, transversim striatis.

This has much affinity in the structure of its parts with *Pt. intricatum*; but the first aspect of the two plants is strikingly different. The present species is much the larger, and remarkable for its almost orange-coloured glossy hue; the leaves too are somewhat different in shape, and always have the margins recurved, which is never the case with *Pt. intricatum*.

Fig. 1, plants, *nat. size*. Fig. 2, portion of a plant. Fig. 3, 3, leaves. Fig. 4, capsule and operculum. Fig. 5, teeth of the peristome.—*magn.*

MUSCI EXOTICI.—*Gardneriani.*

PTEROGONIUM MYURUM.

Pterogonium caule (fructifero) suberecto pinnatim ramoso, foliis undique imbricatis erectis ovatis valde concavis enervibus integerrimis, seta elongata, capsula oblonga erecta, operculo acuminato. (TAB. CXLVIII.)

HAB. In Nepal. *Hon. D. Gardner.*

Caules steriles, repentes, radicanes, *fructiferi* erecti vel decumbentes pinnatim ramosi, ramis distantibus patentibus subclavatis. *Folia* undique inserta, erecta, arcte imbricata, pallide viridia, exacte ovata, valde concava, obtusa cum mucrone minutissimo, integerrima, enervia vel basi solummodo obsolete binervibus. *Seta* longa. *Capsula* oblonga, rufo-fusca, ore annulato. *Operculum* conico-acuminatum. *Peristomii dentes* 16, rufi, marginati, transversim striati.

This plant has so much the habit of a *Hypnum*, or rather perhaps that of a *Leskea*, that it was only after an examination of various capsules that I was able to satisfy myself that it had but a single peristome. The teeth, too, are singularly rigid. Among the *Pterogonia* I know of none with which it is at all liable to be confounded.

Fig. 1, fertile, and Fig. 2, sterile plants, *nat. size.* Fig. 3, portion of a fertile plant. Fig. 4, leaf. Fig. 5, capsule.—*magn.*

Tab. CCCLIII.



Pterogonium majus
Edwards Sept.

Tab. CXXIX.



Dicranum fulvum

Edwards. Pap. 4.

MUSCI EXOTICI.—*Menziesiani*.

DICRANUM FULVUM.

Dicranum caule elongato erecto ramoso, foliis undique insertis lanceolato-subulatis integerrimis concavis flexuosis siccitate crispatis, nervo crasso, perichæti-
alibus vaginantibus aristatis, seta breviuscula, capsula oblonga cylindracea erecta. (TAB. CXLIX.)

HAB. In Nova Scotia. *D. Menzies*, 1785.

Caules sesquiunciales, erecti, subramosi. *Folia* flavo-fulva, undique inserta, erecto-patentia flexuosa, siccitate valde crispata, e lata basi lanceolata longe subulata, concava, integerrima, nervo crasso concolore instructa. *Perichætialia* longe vaginata, nervo in acumen vel potius aristam longam flexuosam excurrente. *Seta* ob innovationes caulis sæpe infra apicem, breviuscula, erecta. *Capsula* oblongo-cylindracea, fusca. *Calyptra* dimidiata. *Peristomium* operculumque desunt.

My specimens of this moss are not so perfect as I could wish.—That it is a *Dicranum*, however, will scarcely admit of a doubt; and that it is of the same family as *D. scoparium*, to which species perhaps it approaches nearer than to any other. It is, nevertheless, much smaller, of a remarkably fulvous colour, with leaves very much crisped when dry, and with a strong nerve, which at once distinguishes it from all its affinities.

Fig. 1, plants, *nat. size*. Fig. 2, portion of a plant with the perichætium. Fig. 3, leaf. Fig. 4, leaf of the perichætium. Fig. 5, calyptra. Fig. 6, capsule.—*magn.*

DIDYMODON SQUARROSUM.

Didymodon caule elongato flexuoso, ramoso, foliis undique patentibus squarrosis longe lanceolatis flexuosis carinatis serratis, seta elongata, capsula cylindracea, operculo longe subulato. (TAB. CL.)

HAB. In Nepal. Hon. D. Gardner.

Caules digitales et ultra, cæspites magnos densos efformantes, erecti, flexuosi, dichotome ramosi. *Folia* undique inserta, patentia vel etiam recurva, et ita squarrosa, flavo-viridia, longe lanceolata, carinata, flexuosa, submarginata, inferne præcipue, superne serrata, nervo ad apicem attingente percursa; *substantia* tenera, compacta tamen, areolis minutissimis. *Perichætialia* reliquis similia sed magis elongata et setæ basin amplexantia, erecta. *Seta* terminalis, uncialis et ultra, flava. *Capsula* cylindracea flavo-fusca. *Calyptra* dimidiata. *Operculum* longe rostratum flavum, basi rufum. *Peristomium* e dentibus 32, setaceis, per paria arcte approximatis pallide rufis.

This fine moss has the greatest resemblance in its leaves and fructification to a very rare and minute one of our own country, *Didymodon flexifolium*. It has a similar perichætium, and the leaves are in like manner flexuose; but then these latter are in our present plant of a long lanceolate figure, gradually tapering to a point, whilst those of *D. flexifolium* are ovate and obtuse.

D. squarrosum has certainly more the character of a *Trichostomum* than of a *Didymodon*; but to this last genus it assuredly belongs, having a truly dimidiate calyptra.

Fig. 1, plants, *nat. size*. Fig. 2, portion of a stem with the perichætium. Fig. 3, leaf. Fig. 4, apex of ditto. Fig. 5, calyptra. Fig. 6, capsule. Fig. 7, peristome. Fig. 8, portion of ditto.—*magn.*



Didymodon squarrosus
Edwards Sept.

Tab. CCL.



Nickeria acuminata

Edwardes. Sep. 18

MUSCI EXOTICI.—*Gardneriani.*

NECKERA ACUMINATA.

Neckera caule erectiusculo ramoso inferne subsimplice, foliis undique imbricatis erectis late ovatis valde concavis acuminatis subintegerrimis nervo brevi, seta brevi, capsula ovato-oblonga. (TAB. CLI.)

HAB. In Nepal. *Hon. D. Gardner.*

Radix lignosus, repens. *Caules* erecti vel decumbentes, rufi, inferne subsimplices, superne vage pinnatim ramosi, ramis crassiusculis. *Folia* pallide viridia, basi aurantiaca, undique imbricata, erectiuscula, late ovata, valde concava, acuminata, acumine subserrulata, nervo circa medium evanescente instructa; *substantia* tenera, pulcherrime sed tenere reticulata. *Perichæetialia* seta dimidio brevia, lanceolata, vaginata, enervia. *Seta* brevis, curvata. *Capsula* ovato-oblonga, intense fusca. *Peristomium* imperfectum, sed videtur ut in *Neckera*.

I know of no species of *Neckera* at all resembling this in the form of the leaves, which are not much unlike those of Swartz's *Hypnum diaphanum*.

Fig. 1, plants, *nat. size.* Fig. 2, leaves. Fig. 3, perichæetium and capsule. Fig. 4, perichæetial leaf. Fig. 5, imperfect portion of the peristome.—*magn.*

NECKERA CRISPATULA.

Neckera caule longissimo procumbente ramoso, ramis pinnatis, foliis falcato-secundis lanceolatis serratis crispatis substriatis, nervo ante apicem evanescente, seta brevi, capsula ovata, operculo rostro curvato. (TAB. CLII.)

• *Hypnum crispatum*. *Hooker in Linn. Trans.* v. 9. p. 321. t. 28.

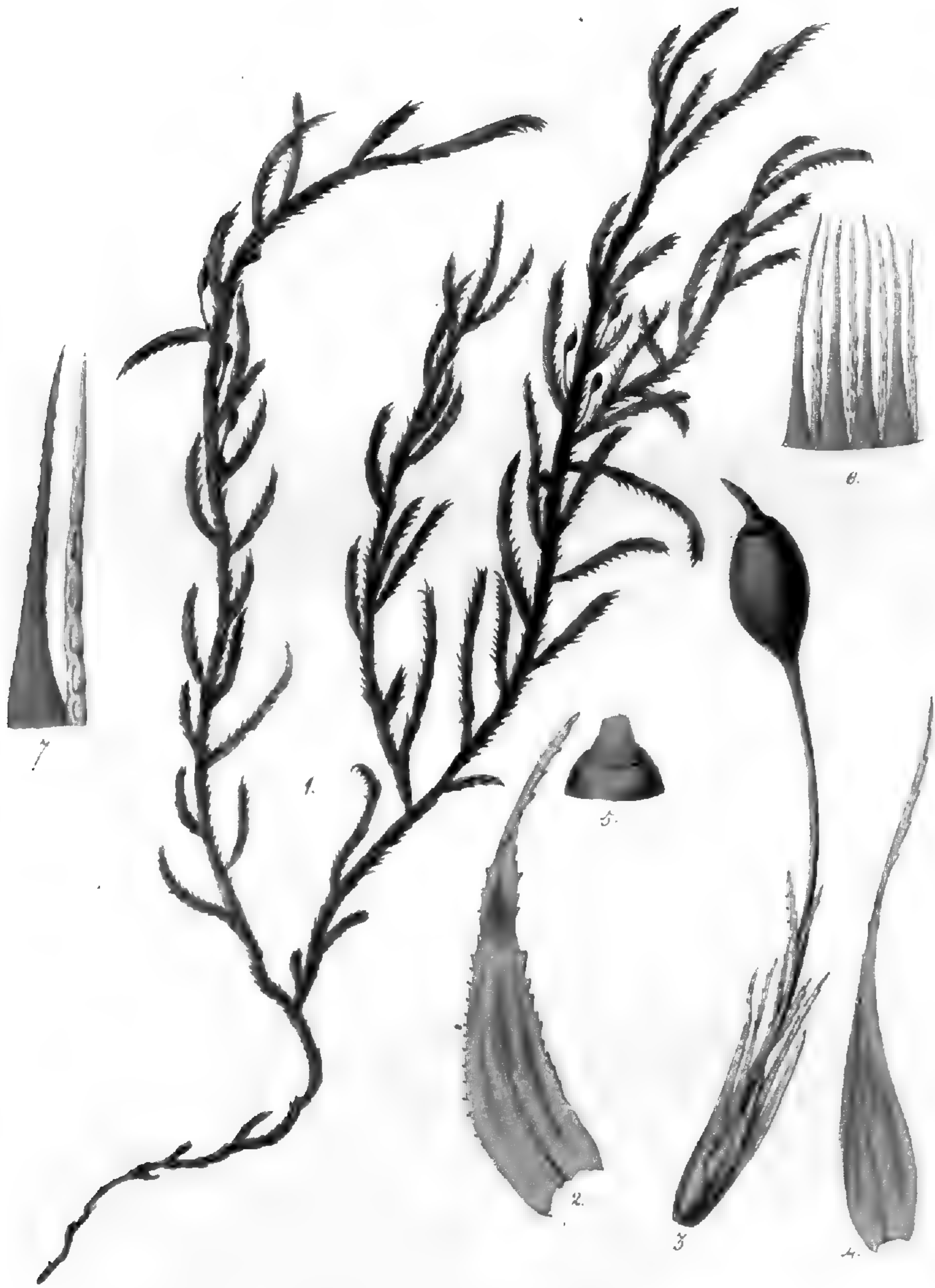
HAB. In Nepal. *D. Buchanan et Hon. D. Gardner.*

Caules laxe cæspitosi, procumbentes, palmares et ultra, vage ramosi, ramis pinnatis, pinnis plerumque simplicibus. *Folia* aureo-fusca, undique inserta, falcato-secunda, lanceolata, acuminata, serrata, substriata, superne transversim undulata, siccitate crispata; nervo tenui ante apicem evanescente instructa. *Perichætialia* magis acuminata, nervo obscuro. *Seta* brevis, curvata. *Capsula* late ovata, fusca, ore parvo. *Operculum* rostratum, curvatum. *Peristomii dentes ext.* 16, valde attenuati flavo-rufi, transversim striati, *int.* his alternantes, filiformes albi articulati, articulis sæpissime perforatis.

From specimens, very indifferent and without fructification, I had originally described this moss in the 9th volume of the *Linneæan Transactions*; but as I now am in possession of very noble ones, I am able by means of them clearly to ascertain the genus to be that of *Neckera*, although the habit of the plant much resembles that of those *Hypna* which have falcato-secund leaves. No *Neckera* having been hitherto known to have leaves of this sort, that circumstance alone would distinguish this species from all others, did not their shape, nerve and serratures also furnish abundant characters.

Fig. 1, plants, *nat. size*. Fig. 2, leaf. Fig. 3, perichætium and capsule. Fig. 4, leaf of perichætium. Fig. 5, peristome. Fig. 6, portion of ditto. Fig. 7, outer and inner tooth of ditto.—*magn.*

Tab. CCLII.



Neckeria crispatula

Edward's Sept.

Tab. CLIII.



Gymnostomum canthocarpum
Pavon. & L.

GYMNOSTOMUM XANTHOCARPUM.

Gymnostomum caule densissime cæspitose fastigiatis ramoso, foliis patentibus lineari-lanceolatis, seta longiuscula, capsula ovato-sphærica, operculo longirostro curvato. (TAB. CLIII.)

HAB. In Nepal. *Hon. D. Gardner.*

Caules cæspites densos efformantes, sesquiunciales, erecti, ramosi, ramis fastigiatis. *Folia* lurido-viridia, patentia, lineari-lanceolata, planiuscula, mollia, integerrima, nervo ad apicem attingente percursa. *Perichætalia* subulato-lanceolata. *Seta* semiunciam longa, erecta, flava. *Capsula* pulcherrime flava, lævis, ovato-sphærica, ore truncato, membrana horizontali columellæ affixa, clausa. *Calyptra* subulata, dimidiata. *Operculum* e basi plano-convexa, subulatum, capsula subæque longum, rostro curvato. *Semina* minutissima, hyalina.

It has been already remarked in the *Musc. Brit.* (p. 9.) that some species of *Gymnostomum* are furnished with a horizontal membrane, and that in one species, *G. Griffithianum*, it is not unfrequently entire. Such too is remarkably the case in the present plant, where it is most clearly the flattened and dilated summit of the columella. (*Vid. f. 10.*) Another peculiarity in this moss is the smallness of the seminal bag, which does not occupy one half of the cavity of the capsule. It is united above to the lower edge of the horizontal or dilated summit of the columella, and there bursts, when the seeds are discharged. So delicate is the structure of the capsule, that the seminal bag may be clearly seen through it when held between the eye and the light.

As a species, the *G. xanthocarpum* will rank near to *G. curvirostrum*, differing, besides the circumstances above noticed, in the form of the leaves.

Fig. 1, tuft of plants; and Fig. 2, single plant, *nat. size.* Fig. 3, 3, leaves. Fig. 4, perichætial leaf. Fig. 5, capsule with its operculum and calyptra. Fig. 6, capsule. Fig. 7, operculum. Fig. 8, calyptra. Fig. 9, capsule cut open to show the seminal bag and the columella terminating in a horizontal membrane. Fig. 10, columella. Fig. 11, seeds.—*magn.*

GYMNOSTOMUM INVOLUTUM.

Gymnostomum caule elongato subramoso, foliis ovato-lanceolatis margine insigniter involutis, nervo ad apicem attingente, seta elongata, capsula anguste cylindracea, ore annulato, operculo subulato. (TAB. CLIV.)

HAB. In Nepal. *Hon. D. Gardner.*


Caules laxè cæspitosi, vix unciam longi, simplices vel dichotome divisi. *Folia* intense-viridia, sublaxe undique disposita, erecto-patentia, siccitate crispa, ovato-lanceolata, subcarinata, margine insigniter involuta, integerrima, nervo valido concolore ad apicem attingente sed non excurrente instructa. *Perichæthalia* reliquis similia. *Seta* caule paulo longior, erecta, flava. *Capsula* elongato-cylindracea, erecta. *Os* annulo elastico horizontali, demum erecto et dissiliente, præditum. *Calyptra* dimidiata, anguste subulata. *Operculum* subulatum, capsula triplo brevius.

This has much the habit of a *Tortula*; but the capsule is altogether destitute of a peristome, though furnished with an annulus exactly as in *Gymnostomum julaceum* of this work. (TAB. XLII.)* On removing the operculum, a portion of the columella, as it appears to be, always adheres to the inside of it, as may be seen at fig. 9.

Fig. 1, plants, *nat. size.* Fig. 2, single plant. Fig. 3, leaf in its natural state. Fig. 4, leaf with the margin spread open to show its figure. Fig. 5, capsule with its calyptra. Fig. 6, capsule destitute of a calyptra. Fig. 7, calyptra. Fig. 8, operculum. Fig. 9, section of the base of the operculum. Fig. 10, mouth of the capsule, with the annulus as it appears as soon as the operculum is removed. Fig. 11, mouth of the capsule with the annulus erect and breaking away by its elastic power.—*magn.*

* Where, in the specific character, instead of "*foliis convolutis*" read "*perichæthaliibus convolutis.*"

Tab CLIV



Gymnosternum involutum.

Tab. CCV.



Pterogonium flavescens.

MUSCI EXOTICI.—*Gardneriani.*

PTEROGONIUM FLAVESCENS.

Pterogonium caule repente, ramis pinnatis compressis, foliis undique imbricatis erectis lanceolato-acuminatis planiusculis striatis enervibus, seta longa, capsula cylindracea, operculo rostrato. (TAB. CLV.)

HAB. In Nepal. *Hon. D. Gardner.*

Caules repentes, vage ramosi, ramis pinnatis compressis. *Folia* flavo-viridia, mollia, erecta vel paululum patentia, lanceolata, acuminata, planiuscula, striata, integerrima, omnino enervia. *Perichætialia* magis attenuata, striis nullis. *Seta* subbiuncialis, erecta, flava. *Capsula* cylindracea, pallide fusca. *Operculum* e basi convexa, rostratum, rectum. *Calyptra* dimidiata. *Peristomium* minutum, e dentibus 16, subulatis, transversim striatis, sordide rufis, linea media longitudinali notatis.

At first sight this certainly comes very near to *Pt. aureum*, figured at TAB. CXLVII. of this work. Here, however, independent of the very different colour and want of gloss, the shape and texture of the leaves will be found to be unlike; the branches are here compressed, there cylindrical. The capsules in *Pt. flavescens* are cylindrical, in *Pt. aureum* oblong. The peristome is different also, and the present is much the larger plant.

Fig. 1, plants, *nat. size.* Fig. 2, portion of a stem with the perichætium. Fig. 3, leaf. Fig. 4, perichætial leaves. Fig. 5, capsule. Fig. 6, calyptra. Fig. 7, mouth of the capsule with its peristome. Fig. 8, teeth of peristome.—*magn.*

MUSCI EXOTICI.—*Gardneriani*.

SCLOTHEIMIA SULCATA.

Sclotheimia caule repente, ramis erectis brevibus, foliis lineari-lanceolatis acuminatis undulatis (siccitate crispis), seta longa, capsula ovata profunde sulcata. (TAB. CLVI.)

HAB. In Nepal. *Hon. D. Gardner*.

Caules repentes, ramosi, ramis numerosis, erectis, crassis, brevibus, subsimplicibus. *Folia* fusco-viridia, superiora flavescentia, undique imbricata, patentia, lineari-lanceolata, acuminata, carinata, undulata, siccitate crispa, nervo ad apicem attingente percursa. *Perichætialia* reliquis similia. *Seta* semiunciam longa, terminalis, flavescens. *Capsula* ovata, erecta, intense fusca, profunde sulcata. *Operculum* hemisphæricum, longe rostratum, rectum, basi intus substantia pulposa columellæ portione farctum. *Calyptra* campanulata, glabra, fusco-lutea, sulcata, basi ad dimidiam partem longitudinis in segmenta numerosa, apice bidentata, fissa. *Peristomium* duplex; *ext.* e dentibus 16 linearibus, geminatis, rufo-fuscis, transversim arcute striatis, erectis, demum revolutis; *int.* membrana reticulata, flava, erecta, margine hic illic irregulariter fissa.

What Mr. Turner has observed of the Europæan *Orthotricha*, "Nulli musci, quoad characteres genericos, tam abnormiter ludent, et tam ægre definiuntur*," may with equal propriety be said of their affinities from the tropics. Hitherto I had in vain searched among those which bore the greatest natural affinity with the genus *Sclotheimia* of Bridel and Schwaegrichen, for a peristome of that structure. In the present instance I have met with it, and such as accords in every essential particular with the figure in the *Supplement* to Hedwig's *Spec. Musc.* Yet the plant itself bears such a resemblance to *Orthotrichum longifolium*, already figured in this work (TAB. XLIV.), that I know of scarcely any other character but the peristome, by which it can be essentially distinguished.

Fig. 1, plant, *nat. size*. Fig. 2, capsule with the operculum and calyptra removed. Fig. 3, mouth of ditto. Fig. 4, capsule with the operculum. Fig. 5 and 6, leaves. Fig. 7, calyptra. Fig. 8, upper portion of the columella removed from the operculum. Fig. 9, operculum. Fig. 10, extremity of a leaf.—*magn.*

* *Musc. Hib. Spec.* p. 93.

Tab. CCVI.



Sclotheimia sulcata

Tab. CLVII.



Nothofagus procumbens
Edwards, 1898

NECKERA FUSCESCENS.

Neckera caule longissimo filiformi pendulo pinnatim ramoso, foliis lanceolatis acuminatis serrulatis substriatis, nervo ante medium evanescente, seta brevissima, capsula oblonga perichætio immersa, calyptra pilosa. (TAB. CLVII.)

HAB. In Nepal, arboribus. *Hon. D. Gardner.*

Caules e ramis arborum pendentes, longissimi, filiformes, flexuosi, molles, pinnatim ramosi, ramis iterumque pinnatis, pinnullis brevibus plerumque simplicibus. *Folia* fusco-viridia, undique imbricata, erecta, vel erecto-patentia, lanceolata, acuminata, vix concava, substriata, margine ad apicem serrata, nervo brevi ante medium evanescente instructa. *Perichætialia* longiora, magis angusta, flavescentia, enervia. *Seta* perbrevis, recta. *Capsula* oblonga, fusca. *Calyptra* brevis, conico-acuminata, pallide fusca, pilosa, hinc longitudinaliter fissa. *Operculum* conico-subulatum. *Peristomii dentes ext.* 16, ciliis flavescentibus setaceis his alternantibus.

This plant came intermixed with *Neckera filamentosa*, and like that grows pendent from the branches and trunks of trees. It ranks naturally with *N. heteromalla* and *filiformis* of Hedwig, and I should have expected that, like them, it would have had a mitriform calyptra, and thus have come into the genus *Daltonia*. Such, however, does not appear to be the case.

Fig. 1, plant, *nat. size*. Fig. 2, portion of a branch with fructification. Fig. 3, leaf. Fig. 4, perichætial leaves. Fig. 5, capsule. Fig. 6, calyptra. Fig. 7, teeth of peristome.—*magn.*

NECKERA FILAMENTOSA.

Neckera caule longissimo pendulo pinnatim ramoso, foliis squarrosis ovatis concavis undulatis acuminatis, pilo longo flexuoso terminatis, nervo paulo ultra medium evanescente, seta mediocri, capsula cylindracea, calyptra mitriformi (?) pilosa. (TAB. CLVIII.)


HAB. In Nepal, arboribus, legit *Hon. D. Gardner*.

Caules e ramis longe pendentes, flexuosi, pinnatim divisi, ramis non raro iterum pinnatis, crassis. *Folia* fuscescentia, juniora flavo-viridia, patentia, squarrosa, ovata, concava, margine integerrima, undulata, apice acuminata, atque pilo valde longo insigniter flexuoso terminata, nervo ultra medium evanescente instructa. *Perichætialia* reliquis multo minora, ovata, concava, obtusa, emarginata, atque pilo longo subflexuoso terminata, nervo obscuro; intra hæc folia paraphyses numerosæ. *Capsula* suberecta, oblongo-cylindracea, pallide fusca. *Calyptra* junior mitriformis, alba, pilis longis obsita. *Operculum* conico-rostratum, parum obliquum. *Peristomii* dentes flavescentes, *ext.* 16; *int.* ciliis totidem his alternantibus.

This fine Moss is very distinct in habit from any with which I am acquainted, except indeed some sterile plants given to Dr. Taylor and myself by Mr. Dickson, without a habitat, which are called by him *N. tumida*, and which, as far as can be discovered in so imperfect a state, differ only in having the leaves obtuse instead of the cirrhose extremities observable on our present plant.

Fig. 1, plant, *nat. size*. Fig. 2, leaf. Fig. 3, perichætium. Fig. 4, leaf of ditto. Fig. 5, capsule. Fig. 6, calyptra. Fig. 7, teeth of the peristome.—*magn.*

Tab. CLVIII.



Nothola filamentosa.

Tab. CLXX.



Lycopodium obtusifolium

MUSCI EXOTICI.—*Gardneriani*.

ZYGODON OBTUSIFOLIUM.

Zygodon foliis obtusis. (TAB. CLIX.)

HAB. In Nepal. *Hon. D. Gardner*.

Caules dense cæspitosi, erecti, simplices vel ad apicem innovationibus divisi. *Folia* sublaxe imbricata, erecto-patentia, rufofuscescentia, lingulata, obtusissima, minute punctata, margine omnino integerrima, nervo satis valide, fusco, paulo infra apicem evanescente, instructa. *Perichætialia* reliquorum similia. *Seta* elongata, gracilis, flavescens. *Capsula* elongato-pyriformis, intense fusco-rufescens, profunde sulcata. *Calyptra* dimidiata, glabra. *Operculum* conicum, subacuminatum, vertice obliquo. *Peristomium* duplex, pallidum; *ext.* dentibus 16 per paria approximatis, transversim striatis; *int.* ciliis 8 horizontalibus setaceis, his alternantibus.

If I may judge from the number of specimens of this interesting plant sent me by my liberal correspondent, it is of not uncommon occurrence in Nepal. The colour is a vinous red approaching to brown, in which it differs from our *Z. conoideum*, though not so essentially as in the very obtuse leaves and longer and narrower capsules.

Fig. 1, tuft of plants, *nat. size*. Fig. 2, leaves. Fig. 3, apex of leaf. Fig. 4, capsule. Fig. 5, operculum. Fig. 6, calyptra. Fig. 7, peristome.—*magn.*

FABRONIA AUSTRALIS.

Fabronia caule repente ramoso, foliis erectis lanceolatis longe acuminatis reticulatis subserratis, nervo brevi, capsula elliptica, operculo planiusculo. (TAB. CLX.)
Fabroniæ spec. Menz. MSS.

HAB. In sinu King George dicto, in Nova Hollandia. *D. Menzies*, 1791.


Planta minutissima oculo nudo confervæ simulans. *Caules* caespitiosi, repentes, vage ramosi. *Folia* luteo-viridia, erecta, appressa, lanceolata, longe acuminata, parum concava, areolis oblongis angustis reticulata, margine subserrata, nervo obscuro ante medium evanescente instructa. *Perichætialia* breviora, magis concava. *Setæ* vix duas lineas longæ, erectæ, curvatae, pallide fuscescentes, incrassatae. *Capsula* erecta, exacte elliptica, fusca, senectute hyalina, ore paululum contracto. *Calyptra* dimidiata. *Operculum* planum, centro umbonatum. *Peristomium* 8-dentatum, dentibus obtusis, transversim striatis, horizontalibus, incurvatis, rufo-fuscis, singulo linea media longitudinali notato.

So nearly does the present species approach to the *F. polycarpa* (TAB. III.), that I for some time hesitated whether or not it should be considered as a variety of it. Their size is nearly the same, and they may be numbered among the minutest of the mosses. In the *F. australis*, however, the leaves are erect and appressed, not in the least patent, as in the *F. polycarpa*, of a narrower figure, much more acuminated, and subserrated, with narrower reticulations. The capsule is elliptical, not at all turbinate, and the operculum is almost flat.

Mr. Menzies judged very rightly in calling this a *Fabronia* in his *Herbarium*; it having precisely the habit of those European ones figured by Schwaegrichen. Neither in this nor in *F. polycarpa* have we seen the 8 teeth split down the middle; but there is a strong line, which thus makes in reality 16 teeth united in pairs, or 8 double ones. Each of them again has a fainter line down the centre.

Fig. 1, tuft of plants, *nat. size.* Fig. 2, single plants. Fig. 3, leaf. Fig. 4, perichætial leaf. Fig. 5, capsule. Fig. 6, operculum. Fig. 7, calyptra. Fig. 8, peristome. Fig. 9, teeth of ditto.—*magn.*

Tab. 11. C.



Fucus arbuscula
Linn. Sp. Pl. 1000.

Tab. CXXI.



Lyellia crispata

Edwards Scp^r

MUSCI EXOTICI.—*Gardneriani*.

LYELLIA CRISPA.

GEN. CHAR. *Stoma* edentulum, clausum *epiphragmate* (crasso depresso) cujus *discus circularis* a limbo (latiori) persistente secedens, cum columella remanenti inclusa cohæret. *Capsula* hinc plana, inde convexa.

Calyptra cucullata (apice pilosa). *Br.* (TAB. CLXI.)

Lyellia crispa. *Brown in Linn. Trans. v. 12. p. 562.*

HAB. Nepaul, Indiæ Orientalis. *Hon. D. Gardner.*

Radix tomentosa, fusca. *Caulis* 3—4-pollicaris fere ad palmarem, simplex, erectus, flexuosus, superne præcipue foliosus. *Folia* undique vergentia e basi late ovata, membranacea, vaginantia, pallide fusca, longe lineari-subulata, rigida, fusco-viridia, flexuosa, siccitate torta, dorso convexa, supra plana, margine pallidiore, argute serrata, nervo, totam fere paginam occupante, striato, oculo bene armato lamellato, percursa. *Seta* terminalis, biuncialis, rufescens, nitens. *Capsula* paululum reclinata, ovata, dorso convexo rufo-fusco, basi paululum gibbosa, punctis oblongis majusculis perforata; facie superna plana, flavo-fusca, marginata, collo perbrevis cylindræo; ore, capsula multo angustiore, omnino clauso epiphragmate crasso, depresso, pallide fusco, "ipso centro circulari plano, crassiusculo, fusco, a disco pallido mox separante, arcte cum columella cohærenti, eaque demum abbreviata intra cavitatem retracto." (*Br.*) *Membrana* interior exteriori applicata, corrugata. *Columella* crassa plicis rugosa. *Calyptra* parva, dimidiata, pallide fusca, apice hispidula.

I willingly change, at the request of Mr. Brown, a desire I had expressed to name another moss in honour of Mr. Lyell, in order to confer upon our excellent friend a genus of which it is impossible that any doubt should be entertained, and which is sure to be retained so long as the study of nature shall continue to be cultivated.

Specimens of this fine moss have been received from Dr. Wallich by Sir Joseph Banks, to whose liberality I owe those here figured. Mr. Brown has in the 12th volume of the *Linnean Transactions* written so much and so well upon the structure of almost every part of this plant, that I shall refer my readers to his paper, observing only, that although in the formation of its peristome it is totally unlike any moss I know, yet it has many points in common with *Dawsonia*, *Polytrichum*, and *Buxbaumia*.

Fig. 1 & 2, sterile and fertile plants, *nat. size*. Fig. 3, 3, leaves. Fig. 4, section of a leaf. Fig. 5, capsule. Fig. 6, mouth of the capsule before the shrinking of the columella. Fig. 7, mouth of the capsule, the central part of the peristome having been drawn a little way into the cavity of the capsule by the shrinking of the columella. Fig. 8, vertical section of a capsule to show the substance of the peristome, the internal membrane, the columella, and the centre of the epiphragma, which is withdrawn into the capsule. Fig. 9, calyptra, *nat. size*. Fig. 10, the same magnified.—all but fig. 1, 2 and 9, more or less *magn.*

MUSCI EXOTICI.—*Browniani*.

DAWSONIA POLYTRICHOIDES.

GEN. GHAR. *Perist.* penicillatum, ciliis numerosissimis capillaribus rectis æqualibus e capsulæ parietibus columellæque ortis. *Caps.* hinc plana, inde convexa. *Calyptr. ext.* e villis implexis, *int.* apice scabra. *Br.*

D. polytrichoides. *Brown in Linn. Trans. v. 10. p. 316. tab. 3. f. 1.* (TAB. CLXII.)

HAB. Ripæ subumbrosæ rivulorum, ad radices montium, in vicinitate Portus Jackson, Novæ Hollandiæ: *D. Brown.*

Radix tomentosa. *Caules* 3—4-unciales, simplices, erecti, flexuosi, basi nudiusculi, superne foliosi. *Folia* e basi dilatata, membranacea, fusca, lineari-subulata, supra plana, subtus convexa, patentia, siccitate erecto-appressa, fusco-viridia, margine dorsoque spinoso-denticulatis, nervo obsolete, vix striato. *Seta* terminalis, vix unciam longa, rubra. *Capsula* madore horizontaliter reclinata, siccitate erecta vel paululum inclinata, rufo-fusca, supra plana vel basin versus etiam concava, subtus convexa, ore paululum contracto marginato. *Calyptra* duplex; *ext.* e villis intertextis rufo-fuscis; *int.* triplo minor, membranacea, pallide fusca, supra longitudinaliter fissa, apice scabriuscula. *Operculum* conico-cylindraceum, basi incrassatum, apice lateris superioris mucrone subrecurvo. *Peristomium* penicillatum, densum, album, e margine capsulæ apiceque columellæ ortum; ciliis numerosissimis, capillaribus, paululum flexuosis, inarticulatis. *Columella* angusta, corrugata.

I am happy to be able to figure this moss in the same number with the *Lyellia*, they having many points in common, especially the form of their capsules, although in the curious structure of the peristome and the shape of the operculum I know of nothing which resembles the *Dawsonia*. The male flowers I have never seen; but Mr. Brown has figured them, and given a most elaborate plate and description of the whole plant in the tenth volume of the *Linnæan Transactions*.


Fig. 1, 1, plants, *nat. size.* Fig. 2, leaf. Fig. 3, capsule when dry. Fig. 4, ditto in a moist state. Fig. 5, operculum. Fig. 6, inner calyptra. Fig. 7, capsule cut open to show the columella and the insertion of the peristome. Fig. 8, cilia of the peristome.—*magn.*

Tab. CLVII



Dawsonia polystrichoides
Edwards. 1841

Tab. CLXXX.



Hookeria pennata
Edwards sculp

MUSCI EXOTICI.—*Menziesiani*.

HOOKERIA PENNATA.

Hookeria caule erecto simplice, foliis bifariis verticalibus ovato-lanceolatis serratis enervibus, stipulis orbiculatis mucronulatis serratis, seta brevi, capsula ovata erecta. (TAB. CLXIII.)

Hookeria pennata. *Smith in Linn. Trans.* v. 9. p. 277.

Pterigophorum pennatum. *Brid. Meth. Nov. Musc.* p. 149. *Schwaegr. Suppl.* v. 2. p. 160.

Cyathophorum pteridioides. *Beauv. Etheog.* p. 52.

Leskea pennata. *Labill. Nov. Holl.* v. 2. p. 206. t. 253.

Anictangium bulbosum. *Hedw. Sp. Musc.* p. 43. t. 6. f. 1—5.

HAB. Nova Hollandia. *D. Labillardiere*. In sinu Dusky Bay dicto, Nova Zeelandia. *D. Menzies*. Insula Van Diemen. *D. Brown*.

Radix repens, tomento fusco densissime obsita. *Caules* digitales fere ad palmarem, simplices (vel rarius divisi, *Labill.*), inferne nudi, nigri, nitidi. *Folia* flavo-viridia, bifaria, disticha, verticalia, laxè imbricata, horizontalia, ovato-lanceolata, inæquilatera, subpellucida, tenuissime reticulata, serrulata, basi obsolete uninervia. *Stipulae* foliis triplo minores, orbiculatae, cauli appressae, denticulato-serrulatae, enerves, apice mucronulatae. *Perichætialia* lanceolato-subulata, enervia. *Perichætium* in axillis stipularum, magnum, ovatum, fuscum, corporibus pistilliformibus obsitum. *Seta* stipula duplo triplove longior, curvata, basi incrassata. *Capsula* ovata, fusco-feruginea, minute reticulata, erecta, vel ob setae curvaturam paulo inclinata. *Calyptra* campanulata, inferne ventricosa, margine integerrima, apice stylo terminata. *Operculum* e basi conico acuminatum, acutissimum. *Peristomium Hypni*.

Scarcely any two authors are agreed as to the genus to which this noble moss belongs. Those who have referred it to *Leskea* have done so without understanding the true structure of the peristome, which is most decidedly that of a *Hypnum*, in which genus it would therefore be placed by those who do not regard the calyptra as forming an essential generic character. To me it appears rightly arranged with *Hookeria*, having all the marks of that genus; and so Bridel seems to think, for his *Pterigophyllum* is precisely our *Hookeria* under another name.

After the fruitstalks have fallen, the bulbous perichætium remains in the axil of the stipule, and may at first sight be mistaken for the male flowers.

Fig. 1, plant, front, and Fig. 2, ditto, back, view, *nat. size*. Fig. 3, leaves and stipule. Fig. 4, stipule. Fig. 5, young capsule with its perichætium and calyptra. Fig. 6, capsule and perichætium. Fig. 7, perichætial leaf. Fig. 8, calyptra. Fig. 9, operculum.—*magn.*

LESKEA SULCATA.

Leskea caule erecto superne ramoso, ramis pinnatis, foliis undique imbricatis erectis appressis ovato-cordatis acutis striatis, nervo attingente, seta breviuscula, capsula cylindracea sulcata, operculo rostrato. (TAB. CLXIV.)

HAB. Portus Jackson, in Nova Hollandia. *D. Brown*.

Radix repens, densissime tomentosa, nigro-fusca. *Caules* digitales et ultra, erecti, inferne simplices, nudi, nigri, nitidi, superne ramosi, ramis elongatis pinnatis. *Folia* intense viridia, undique arcte imbricata, appressa, ovato-cordata, concava, acuta, minutissime serrulata, longitudinaliter substriata, nervo ad apicem attingente vel paululum excurrente instructa. *Perichætialia* lævia, nervo obscuro; *exteriora* ovata subacuminata, *interiora* longe acuminata vix serrulata, basi vaginantia. *Seta* breviuscula, flavo-rufa. *Capsula* magna, speciosa, flavo-fusca, cylindracea, profunde sulcata. *Operculum* conico-rostratum. *Calyptra* lateraliter fissa. *Peristomium* in meis speciminibus vix perfectum, sed *Leskeæ* videtur.

This very handsome moss comes in general habit nearer to our *Hypnum dendroides* than to any other that I know; yet it is very different even from that. In nothing, however, is it so remarkable as in the large cylindrical deeply sulcate capsule, and the long perichætial leaves compared with the shortness of the fruitstalk.

Fig. 1, plants, *nat. size*. Fig. 2, leaf. Fig. 3, 3, perichætial leaves. Fig. 4, fruitstalk and capsule. Fig. 5, calyptra. Fig. 6, outer, and Fig. 7, inner, teeth of the peristome.—*magn.*

Tab. CLXXV.



Leshen sulcata
Clavard's. Sep.

Tab. CCLV.



Edwards Sculp.

Gymnostomum capense.

MUSCI EXOTICI.—*Browniani.*

GYMNOSTOMUM CAPENSE.

Gymnostomum caule ramoso stolonifero, foliis undique
vergentibus secundisque lanceolatis longe acuminatis
subserratis, seta elongata, capsula sphaerica striata,
operculo conico acuto. (TAB. CLXV.)

Glyphocarpa capensis. *Brown in Linn. Trans. v. 12.*
p. 575.

HAB. In Monte Tabulari, Promont. Bonæ Spei. *D. Brown.*

Caules erectiusculi, flexuosi, vage, innovationibus, ut videtur, ramosi, ramis sæpe elongatis, inferne apiceque radicanibus. *Folia* fusco-viridia, plerumque undique vergentia, nunc, ramis, secunda, patentia, subsquarrosa, lanceolato-subulata, serrulata, obscure reticulata, margine subincrassata, nervo valido, fuscescente, ultra apicem in acumen longum desinente instructa. *Perichætialia* reliquis minora. *Seta*, ob innovationes, non raro lateralis, erecta, flexuosa, vel curvata. *Capsula* omnino sphaerica, erecta, sulcata, ore nudo. *Operculum* conico-acutum.

I exceedingly regret the being obliged to give so unsatisfactory and imperfect an account of a moss in many respects so curious as is the subject of the present plate*. With very much the habit, and altogether the capsule of a *Bartramia*, there is a naked mouth to the capsule, or, as I have observed in one specimen, a white annular jagged membrane at the edge, as if in an earlier state a membrane might have gone across the whole mouth. My specimens are too few, however, and too injured for me to ascertain this fact†. The long creeping branches which strike root here and there are very curious.

Fig. 1, 1, 1, plants, *nat. size.* Fig. 2, single plant. Fig. 3, leaf. Fig. 4, perichætium and perichætial leaves. Fig. 5, capsule and operculum. Fig. 6, operculum. Fig. 7, capsule showing its naked mouth.—*magn.*

* Mr. Brown has noticed this moss in the 12th vol. of the Linnæan Transactions, under the name of *Glyphocarpa capensis*; but, unfortunately, has said nothing more about it than that "it has a naked peristome, the spherical striated capsules, as well as inflorescence, of *Bartramia*;" and that with this genus my *Hedwigia Humboldtii* agrees in its capsule. Upon what Mr. B. founds his generic character I am unable to determine.

† The great similarity between this plant and my *Bartramia quadrata* (Tab. cxxxii.), and its being also a native of the south of Africa, made me feel curious to know if the structure of the mouth of the capsule might not be the same in that. I accordingly sacrificed almost the only remaining one in Mr. Burchell's collection, and was not a little gratified at finding that it was entirely destitute of teeth; having, however, a very evident horizontal membrane, closing the entire mouth. That plant must therefore be removed from *Bartramia*, and placed with this for the present; from which it differs in its much larger size, narrower leaves, and constantly quadrate capsule.

MUSCI EXOTICI.—*Burchelliani*.

LESKEA MARITIMA.

Leskea caule erecto subsimplice, foliis undique imbricatis arcte appressis late ovatis acuminulatis concavis enervibus integerrimis, seta elongata, capsula cylindracea erectiuscula. (TAB. CLXVI.)

Leskea maritima. *Burchell's MSS.*

HAB. Terrestris, in fruticetis arenosis in littore Sinus Plettenbergii in territ. colon. C. Bonæ Spei, copiose. *D. Burchell.*

Caules dense cæspitosi, erecti, paululum flexuosi, simplices vel subdichotome divisi. *Folia* nitentia, flavo-viridia, undique imbricata, erecta, appressa, valde concava, late ovata, acuminulata, margine omnino integerrima, enervia. *Perichæetialia* minuta. *Perichæetium* hirsutum. *Seta* lateralis, elongata, gracilis, flexuosa, pallide flavo-rufescens. *Capsula* gracilis, cylindracea, paululum inclinata. *Peristomium* flavum; *ext.* dentibus 16, lanceolatis, linea media longitudinali notatis; *int.* membrana 16-dentatum.

The very erect and thickly-tufted mode of growth of this moss is very remarkable. In the disposition of the leaves it resembles *Hypnum moniliforme*, *H. trifarium*, *H. flexile*, and *Leskea ericoides*; and near the latter it will naturally enough rank. The whole plant is very brittle, but particularly the fruitstalk.

Fig. 1, plants, *nat. size*. Fig. 2, single plant. Fig. 3, leaves. Fig. 4, perichæetium. Fig. 5, leaf of ditto. Fig. 6, capsule. Fig. 7, outer, and Fig. 8, inner, teeth of peristome.—*magn.*


Tab. CCLVI.



Leskea maritima

Edward's Sep^r

Taf. CCVII.



Spluchnum octopletharum.

MUSCI EXOTICI.—*Browniani*.

SPLACHNUM OCTOBLEPHARUM.

Splachnum foliis oblongo-obovatis integerrimis superioribus piliferis, capsula apophysique cylindræis, dentibus 8 integris. (TAB. CLXVII.)

HAB. In truncis arborum emortuarum in Insula Van Diemen. *D. Brown.*

Caules subunciales, laxe cæspitosi, simplices vel innovationibus divisi, inferne tomento purpureo-fusco densissime obsiti, superne innovationibusque foliosi. *Folia* pallide viridia, laxe imbricata, patentiuscula, flexuosa, oblongo-obovata, integerrima, reticulata, inferiora laticra, breviter acuminulata, nervo sub apicem evanescente, superiora longiora, nervo ultra apicem in pilum longum, rigidum vix serrulatum excurrente. *Perigonia* lanceolata, acuminata, reflexa. *Flos masc.* terminalis, sed ob innovationes non raro lateralis, discoideus. *Antheræ* parvæ, clavatæ. *Fila* succulenta numerosissima, pallide fusca, articulata, sursum incrassata. *Seta* terminalis, breviuscula. *Capsula*, una cum apophysi, cylindræa, fusca. *Operculum calyptraque* desunt. *Columella* exserta, capitata. *Peristomium* paulo intra marginem capsulæ insertum, e dentibus 8 siccitate incurvis, madore erectis vel etiam reflexis, flavo-fuscis, integris, transversim striatis atque lineis tribus longitudinalibus obscure notatis.

Notwithstanding that the peristome of this moss consists of eight teeth only,—at least in the perfect specimens which I possess,—and these as entire as the teeth of *Octoblepharum serratum*,—yet the plant has so completely the habit of a *Splachnum*, and especially of *S. angustatum*, that I cannot bring myself to separate it from that genus. Should it however be hereafter found to have a calyptra resembling that of *Octoblepharum serratum*, it might fairly be ranked with that species, under the name of *Orthodon*, which Mr. Brown has established with excellent characters, in the 12th volume of the Transactions of the Linnean Society. That gentleman has noticed, what I omitted to observe in *O. serratum*, the three longitudinal lines visible in each tooth of the peristome, as is seen in this *Splachnum*,—indicating, as Mr. Brown observes, the coalescence of four teeth.

Fig. 1, plants male and female, *nat. size*. Fig. 2, male plant, and Fig. 3, female ditto. Fig. 4, lower, and Fig. 5, upper, stem leaves. Fig. 6, perigonal leaf. Fig. 7, anthers. Fig. 8, succulent filaments. Fig. 9, capsule, with the teeth erect. Fig. 10, capsule, with the teeth arched over the mouth, as seen when moist. Fig. 11, teeth of the peristome.—*magn.*

MUSCI EXOTICI.—*Browniani*.

GYMNOSTOMUM INCLINANS.

Gymnostomum caule cæspitose subsimplici, foliis ovato-oblongis obtusis integerrimis nervosis piliferis, capsula ovato-oblonga horizontaliter inclinata. (TAB. CLXVIII.)

Leptostomum inclinans. *Brown in Linn. Trans. v. 10. p. 320.*

HAB. Rupes et saxa ad latus orientale prope summitatem Montis Tabularis, Lat. Austr. 43°, elevatione supra mare 3000 ad 3,500 ped. Insula Van Diemen. *D. Brown.*


Caules densissime cæspitosi, subsimplices, inferne tomento denso fusco ferrugineo obsiti, superne foliosi. *Folia* arcte imbricata, erecta, flavo-viridia, sub lente punctulata, ovato-oblonga, valde obtusa, marginibus integerrimis non raro revolutis, nervo valido in pilum satis longum flexuosum ultra apicem producto instructa. *Perichætialia* angustiora, marginibus magis reflexis, pilo longiore terminata. *Seta* pollicaris, flexuosa, flavo-fusca. *Capsula* ovato-oblonga, basi attenuata, rufo-fusca, horizontaliter inclinata, ore subcoarctato, intus membrana annulari, suberecta, alba, margine subdentata instructo. *Operculum* conico-hemisphæricum.

This borders very closely upon *Gymnostomum gracile* (*Leptostomum* Br.) already figured in this work. It is however a much more robust plant, having larger stems, which for nearly their whole length are covered with thick, deep-brown, ferruginous downy radicles, having at their summit a short thick tuft of leaves, and exhibiting in various parts of their length the terminal tufts of former years; so that the plant increases in length by its an-notinous shoots, like many of the *Bartramia*. The fruitstalk too is shorter than in *G. gracile*, the capsule larger and more ovate, and the leaves are more obtuse, with shorter hairs.

The membrane which constitutes Mr. Brown's character of *Leptostomum* is here rather erect than horizontal, and the edge jagged; there is too a faint appearance of longitudinal lines like the cohesion of short obtuse and irregularly-formed teeth; but as I had only one specimen to examine, I cannot speak with that certainty of its structure that I could wish.


Fig. 1, tuft of plants, *nat. size*. Fig. 2, single plant. Fig. 3, 3, leaves. Fig. 4, perichætium. Fig. 5, leaf of ditto. Fig. 6, portion of a leaf, to show the minute cellules. Fig. 7, capsule. Fig. 8, operculum. Fig. 9, mouth of the capsule showing the annular membrane.—*magn.*

Tab. CCXCVIII.



Pappinostomum inclinans

Tab. CLXXV.



Lymnaea stagnalis *Lepidostoma*.

MUSCI EXOTICI.—*Browniani*.

GYMNOSTOMUM LEPTOSTOMUM.

Gymnostomum caule cæspitose subsimplice, foliis oblongis obtusissimis integerrimis nervosis pilo simplice terminatis, capsula ovata erecta. (TAB. CLXIX.)

Leptostomum erectum. *Brown in Linn. Trans. v. 10. p. 320.*

HAB. Novæ Hollandiæ ora orientalis, extra tropicum, in rupes prope fluviorum ripas in regione montana, ad fluvios Hawkesbury et Grose. *D. R. Brown.*

Caules densissime cæspitosi, inferne tomento ferrugineo obsiti, superne foliosi. *Folia* parva, læte viridia, sub lente punctulata, dense imbricata, erecta, siccitate tortilia, oblonga, obtusissima, vix concava, marginibus integerrimis recurvis, nervo valido ultra apicem in pilum breviusculum flexuosum producto instructa. *Perichætialia* angustiora, longiora, marginibus magis recurvis. *Seta* unciam longa, flavescens. *Capsula* erecta, ovata, fusca, ore paululum contracto, intus membrana suberecta pallide flavescens, margine dentata, longitudinaliter lineata, lineis subæquidistantibus, intra has lineis transversalibus. *Operculum* parvum, hemisphæricum.

Being possessed of better specimens of this than of the other species of *Leptostomum* of Mr. Brown, I was enabled the more satisfactorily to examine its peristome; and I am clear, in this species at least, that it is divided by longitudinal and nearly equidistant lines; an indication of teeth; and indeed the membranous substance between them at the extremity is produced more or less in every instance, and is for its whole length transversely striated. This structure is the more important, because it precisely agrees with a sketch which I made some years ago of the peristome of Hedwig's *Bryum macrocarpum* in Mr. Turner's herbarium; and it has not escaped the observation of Mr. Brown, that that plant is very closely allied to his *Leptostomum*, and that Hedwig's figure of the peristome is probably very incorrect.

To the present species in particular, *Bryum macrocarpum* is certainly in other respects very closely allied, particularly in the upright capsules and the great revolution of the margins of the leaves. There is, indeed, a very peculiar habit in all the *Leptostoma* of Mr. Brown.

Fig. 1, tuft of plants, *nat. size*. Fig. 2, plant. Fig. 3, upper side of a leaf. Fig. 4, under side of ditto. Fig. 5, perichætium. Fig. 6, leaf of ditto. Fig. 7, capsule. Fig. 8, operculum. Fig. 9, portion of the peristome.—
magn.

VOL. II.

HEDWIGIA SCHMIDTII.

Hedwigia caule procumbente ramoso, foliis undique imbricatis erectis ovato-acuminatis striatis integerrimis enervibus, capsula globosa, operculo subulato. (TAB. CLXX.)

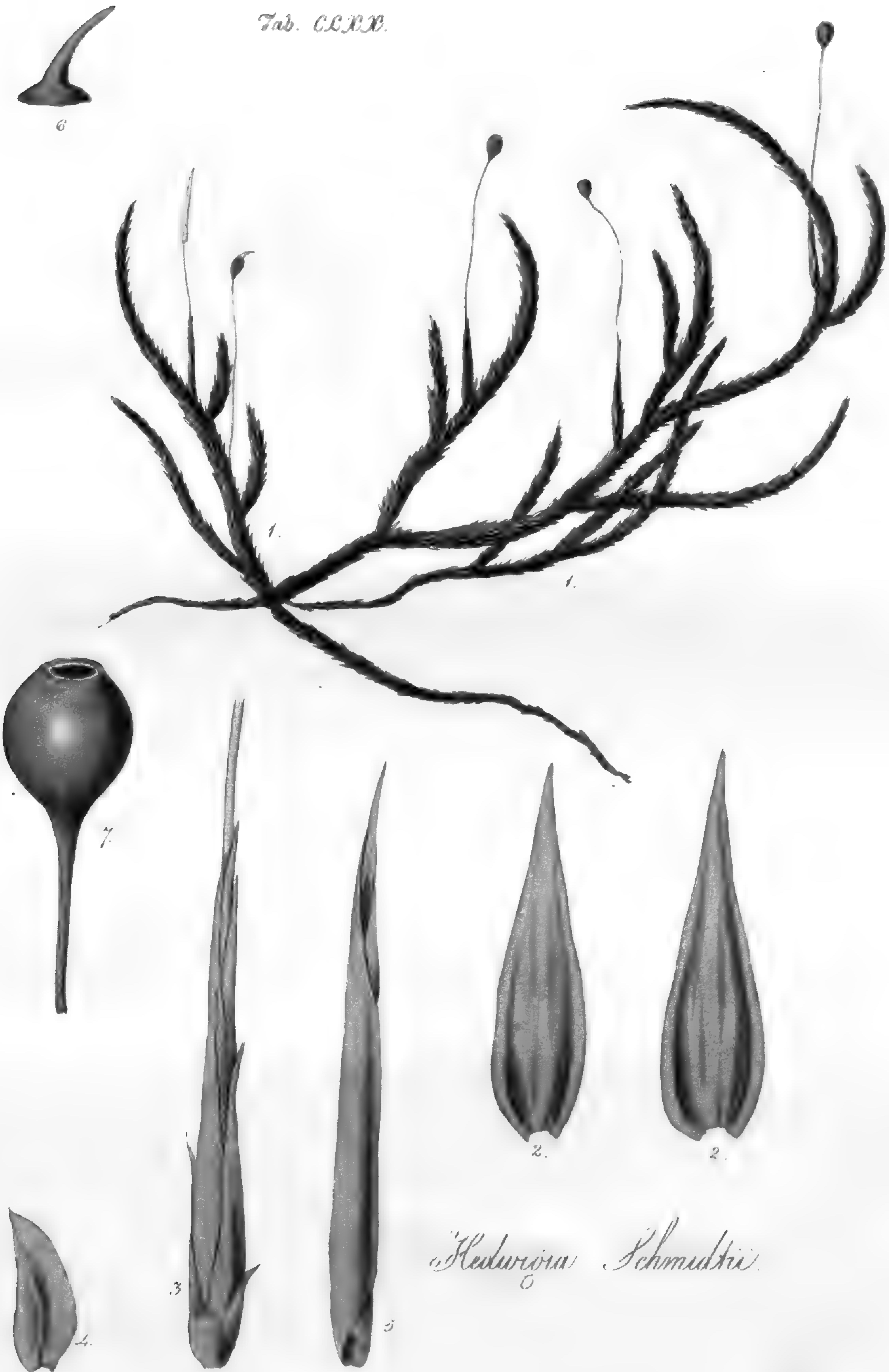
HAB. In sylvis umbrosis prope Laguna truncos et ramos arborum vestiens. Teneriffæ. D. Prof. Schmidt, 1815.

Caules digitales et ultra, procumbentes, flexuosi, vage ramosi, ramis attenuatis. *Folia* undique imbricata intense atro-viridia, superiora pallidiora, omnia dense imbricata, erecta, ovato-acuminata, integerrima, enervia, longitudinaliter striata, marginibus reflexis. *Perichætialia* insigniter convoluta, *exteriora* minora, late ovata, subacuminata; *interiora* prælonga, magis acuminata. *Seta* lateralis, sesquiunciam longa, flexuosa, rufofusca. *Capsula* exacte sphærica, erecta, ore contracto, intus membrana annulari alba. *Operculum* longirostrum, curvatum.


The annular membrane within the mouth of the capsule of this moss was noticed by its lamented discoverer Dr. Christian Schmidt, and it is very obvious in all the specimens which I possess. "Inter 1000 specimina (he further remarks) unicum modo calyptratum et operculatum detegere potui;" but that calyptra, represented on the left hand specimen, is in too young a state to allow of my determining the exact figure of it. In habit this moss accords very satisfactorily both with *Hedwigia Humboldtii* and *H. secunda*, though it is still nearer perhaps to *Leucodon sciuroides*.

Fig. 1, 1, plants, *nat. size*. Fig. 2, 2, leaves. Fig. 3, perichætium. Fig. 4, outer leaf of perichætium. Fig. 5, inner ditto. Fig. 6, operculum. Fig. 7, capsule.—*magn.*

Tab. CLXX.



Hedwigia Schmidtii.



Weisia ciliata.

MUSCI EXOTICI.—*Dicksoniani*.

WEISSIA CILIATA.

Weissia foliis lingulatis longissime ciliatis. (TAB. CLXXI.)

HAB. Ex insula Ternatæ accepit *D. Dicksonus*.

Caules densissime cæspitosi, vix semiunciam longi, simplices vel innovationibus (ut videtur) ramosi, ferrugineo-tomentosi. *Folia* pallide viridia, laxè sed undique disposita, subflexuosa, lingulata, planiuscula, marginibus subincrassatis, undique nervoque superne, ciliis longissimis distantibus albis instructa. *Substantia* mollis, reticulata, areolis parvis, rotundatis, inferne membranacea, pellucida, pulcherrime reticulata, areolis magnis oblongo-quadratis. *Seta* terminalis, breviuscula. *Capsula* ovata, erecta. *Operculum* conico-rostratum, rostro capsula paulo breviorè. *Calyptra* junior, integra, demum lateraliter fissa, dimidiata. *Peristomium* e dentibus 16 longiusculis.

A more singular or beautiful object for the microscope in the whole order of *Musci* does not exist than the subject of the annexed plate. There is a peculiar delicacy and transparency about the foliage, the lower part of which is singularly loosely cellular, and the margins and nerve above are beset with distantly placed hairs, in a manner totally unlike any other moss that I am acquainted with. The fructification seems to be rare. Among several specimens which I possess, I was able to find only one which had perfect fruit. It grows on half-decayed wood.

Fig. 1, tuft of plants, *nat. size*. Fig. 2, single plant. Fig. 3, leaf. Fig. 4, portion of ditto. Fig. 5, young calyptra. Fig. 6, capsule and operculum. Fig. 7, fully formed calyptra. Fig. 8, teeth of the peristome.—*magn.*

MUSCI EXOTICI.

LEUCODON PALLIDUS.

Leucodon caule procumbente ramoso, foliis ovatis longe acuminatis concavis integerrimis, nervo pellucido attingente, seta longa flexuosa, capsula inclinata, operculo longe rostrato. (TAB. CLXXII.)


HAB. In Nova Hollandia.

Caules procumbentes, ramosi, ramis erectis non raro subpinnatim ramosis. *Folia* pallide viridia undique imbricata, sæpe secunda, ovata, longe acuminata, obtusiuscula, integerrima, valde concava, nervo pellucido fere ad apicem attingente instructa. *Perichætialia* circumvoluta, *exteriora* caulinis sub-similia; *interiora* latissima, obtusa, fere enervia, pilo longo terminata. *Seta* subbiuncialis, flexuosa. *Capsula* subhorizontaliter inclinata, paululum curvata, ovato-cylindracea. *Operculum* rostratum, rostro capsula subæque longo, decurvo. *Peristomium* e dentibus 16 longis, infra medium fissis.

I had several times received specimens of this moss from my liberal friend Mr. Dickson, but without any precise habitat; I was therefore particularly glad to be supplied with it again from Mr. Hobson of Manchester, along with some other cryptogamic plants sent to him from the vicinity of Paramatta, New South Wales. It accords well with the character of *Leucodon*, (except indeed in the colour of the teeth, which only proves the badness of the name,) and will arrange naturally with *L. calycinus* and *L. rugosus*.

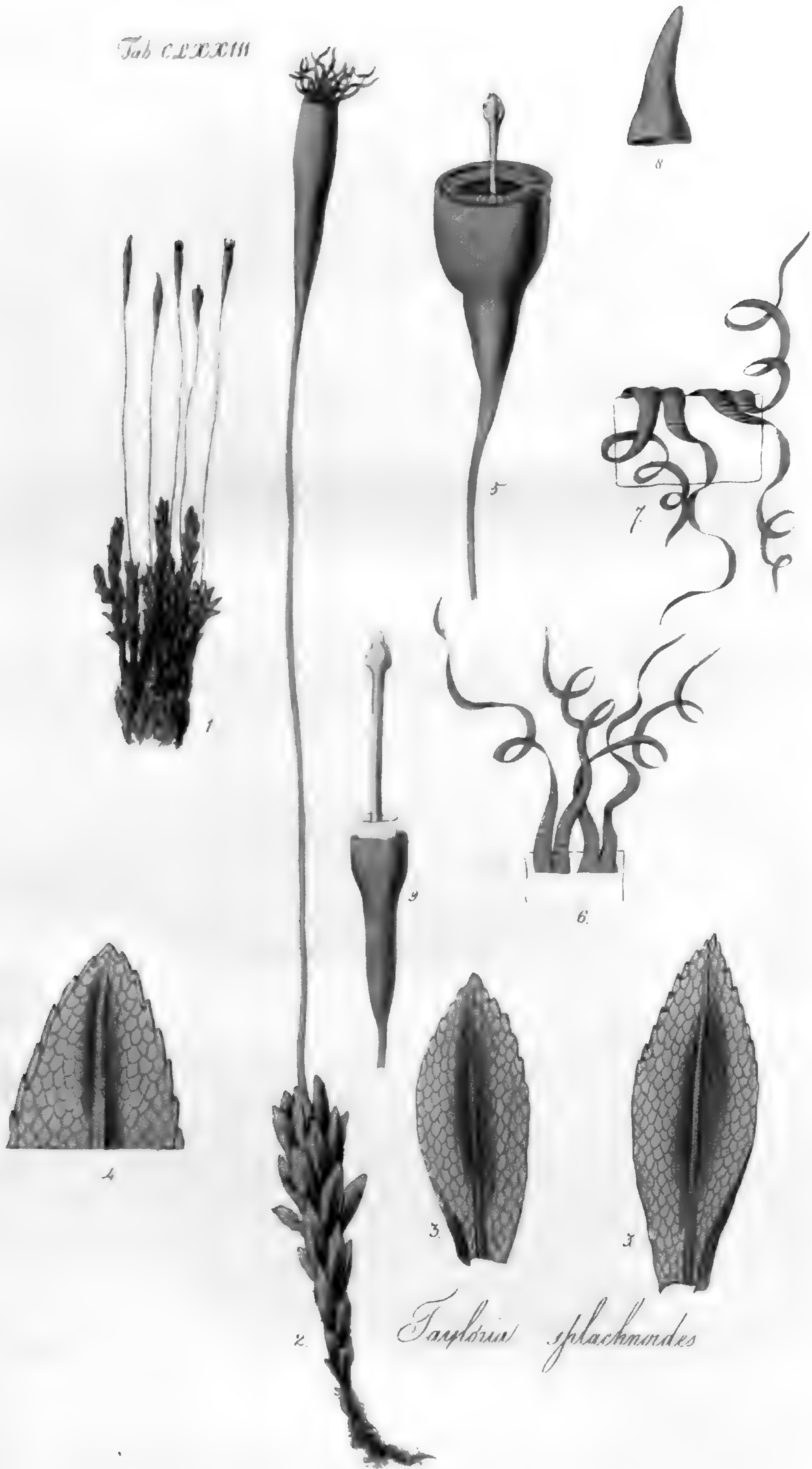
Fig. 1, 1, 1, plants, *nat. size*. Fig. 2, 2, leaves. Fig. 3, perichætium. Fig. 4, outer perichætial leaf. Fig. 5, inner ditto. Fig. 6, capsule. Fig. 7, teeth of the peristome.—*magn.*

Tab. CCCCXXII



Leucodon pallidus

Tab. C.LXXXIII



Tayloria sphacnoides

MUSCI EXOTICI.

TAYLORIA SPLACHNOIDES.

GEN. CHAR. *Perist.* simplex, e dentibus 32 longissimis tortuosis per paria approximatis. *Capsula* apophysata.

Tayloria splachnoides. (TAB. CLXXIII.)

Tayloria splachnoides. *Hook.* in *Journ. of Science and the Arts*, No. 3. p. 144.

Hookeria splachnoides. *Schwaegr. Suppl. v. 2. p. 340. t. C.*

HAB. Prope Rollvag, Tind, Tellemarkia, in Norvegia. *D. Prof. Schmidt.* Rupibus madidis in monte Grimsel dicto et prope *Glacier du Rhône* Helvetiæ, altit. 5000 ped. 1814. Helvetia. *Schleicher, Seringe.* In Tyroli australi. *D. Lehmann.* In summis alpibus Carinthianis. *D. Prof. Hornschuch.*

Caules plerumque cæspitosi, unciales, subsimplices, inferne ferrugineo-tomentosi. *Folia* imbricata, erecto-patula, ovato-lanceolata, apice magis minusve obtusa atque serrata, laxè reticulata, luteo-viridia, nervo infra apicem evanescente instructa. *Seta* biuncialis, aurantiaca, nitida. *Capsula* oblongo-cylindracea, primum viridis, demum flavescens, apophysati capsula longiore sed angustiore basi attenuata insidens. *Operculum* conico-acuminatum, longitudine fere capsulæ. *Columella* capsulæ longitudinem excedens, filiformis, apice capitata. *Peristomium* simplex, e dentibus 32 infra marginem affixis, per paria approximatis, longissime attenuatis, tortuosis, rubris, transversim striatis, madore arcte involutis, demum valde mobilibus, vermicularibus, siccitate reflexis.

In the year 1816 I dedicated this new genus of mosses to my friend Dr. Taylor in the third number of Brande's Journal of Science and the Arts, and there gave a complete history of the plant. In the same year it was published, under the already occupied name of *Hookeria*, in Schwaegrichen's Supplement to Hedwig's *Species Muscorum*. That of *Tayloria* will, therefore, I trust, remain; and it is very much with the view of giving it greater publicity that I again represent it here. Nothing can be more curious than to see the teeth of this moss writhing about on the application of warmth to a specimen already saturated with moisture. They are admirably described by Schwaegrichen, when he says, "Dentes madore contorti, et thecæ margine appressi, siccitate diffusi, halitu observantis tacti singuli spiraliter sed laxè se contorquentes et rursus evolventes, semina dispergentes, continuo tremuli et mobiles, simili quodam motu ut fila Equiseti germen cingentia."

Fig. 1, tuft of plants, *nat. size.* Fig. 2, single plant. Fig. 3, 3, leaves. Fig. 4, apex of do. Fig. 5, capsule with the teeth involute as seen when moist. Fig. 6 and 7, teeth variously twisted. Fig. 8, operculum. Fig. 9, columella; the capsule and part of the inner membrane being removed.—*magn.*

MUSCI EXOTICI.—*Forsteriani*.

MONOCLEA FORSTERI.

GEN. CHAR. *Receptaculum* fructus commune nullum.

Capsula pedunculo calyce longiori insidens, univalvis, hinc longitudinaliter dehiscens. *Columella* nulla.

Monoclea Forsteri. (TAB. CLXXIV.)

Anthoceros univalvis. *Forster's MSS.*

НАБ. Insulæ australes. *D. G. Forster* (in Herb. Lambert.).

Frondes procumbentes, imbricatæ, subcongestæ, coriaceo-foliaceæ, crassiusculæ, succulentæ, planæ, suborbiculares, inæqualiter lobatæ, lobis late ovatis, obtusissimis, margine undulatis, sinuatis, crispis, enerves, atro-virides, superne glabræ, vix reticulatæ, subtus hirsutæ, medium versus radicibus longis fibrosis numerosis præditæ. *Fructificatio* e cavitate versus apicem frondium. *Calyx* nullus. *Corolla* intra frondem inclusa, tubulosa, apice bifida. *Setæ* sesquiunciales, carnosio-succulentæ, sordide flavæ, solitariae, vel tres ex eadem cavitate. *Capsula* oblongo-cylindræa, fusca, striata, inclinata, dorso longitudinaliter dehiscens, demum post seminum emissionem in valvam oblongam coriaceam expansa. *Semina* et *fila spiralia* numerosa (ut in *Jungermannia*).

I know of no specimens of this highly curious plant, but those which exist in Mr. Lambert's herbarium, where they bear the MS. name of *Anthoceros univalvis*. There are no details, however, in that drawing; and I should have been ignorant of the true structure of the capsule, had it not been for some young fructification upon the specimens here figured. There were three capsules nearly risen above the surface of the frond, and it was here easy to see that the capsule is at first cylindrical, of one valve, and bursting at the underside by a longitudinal opening, whence the seeds and spiral filaments make their escape. After this, the valve is spread out, and becomes of an obovate figure. The three capsules which have scarcely risen above the surface of the frond, though burst, have probably done so from the effect of pressure and drying.

I have derived the name of this genus from *μονος* one, and *κλειω* to shut up, from the circumstance of the single valve of the capsule, in contradistinction to the four valves of *Jungermannia*, and the two of *Targionia* and *Anthoceros*, from which last genus it also differs in the want of a columella to which the seeds are attached.

Fig. 1, plant, *nat. size*. Fig. 2, capsule bursting. Fig. 3, capsule more advanced. Fig. 4, capsule empty, seen from the under or inner side. Fig. 5, ditto empty, seen from the upper or exterior side.—*magn.*

Tab. CLXXXIV.



Monoclea Forsteri

Tab. CCCCXV



Scleria scurroides.

MUSCI EXOTICI.—*Browniani*.

LESKEA SCIUROIDES.

Leskea caule decumbente, ramis compressis curvatis, foliis undique insertis patulis ovato-acuminatis serrulatis substriatis enervibus, seta breviuscula, capsula oblonga erecta sulcata. (TAB. CLXXV.)

HAB. In Insula Van Diemen. *D. R. Brown*.

Caules tri-quadrunciales, inferne procumbentes, apicibus ramisque insigniter curvatis, compressis. *Folia* undique inserta, flavo-viridia, nitida, patula, ovato-acuminata, paululum flexuosa, mollia, submembranacea, margine apicem versus præcipue serrata, enervia sed paululum striata. *Seta* brevis, vix unciam longa, erecta. *Capsula* erecta, oblonga, pallide fusca, longitudinaliter sulcata. *Peristomium* imperfectum. *Calyptra operculumque* desunt.

This moss, without having any one particularly striking feature, is not likely, that I know of, to be confounded with any other. The fruit is small for the size of the plant, and the capsule is, like that of *Leskea sulcata*, strongly furrowed. The teeth are very much injured, so that it is by habit alone that I guess at its genus.

Fig. 1, plant, *nat. size*. Fig. 2, portion of a stem with leaves. Fig. 3, single leaf. Fig. 4, capsule.—*magn.*

MUSCI EXOTICI.—*Browniani*.

BARTRAMIA AFFINIS.

Bartramia caule elongato ramoso, foliis erecto-patentibus ovatis anguste attenuatis subintegerrimis strictis, setis longiusculis, capsulis sphaericis arcuato-cernuis. (TAB. CLXXVI.)


HAB. In Insula Van Diemen. *D. R. Brown*.

Caules 3-4-unciales, graciles, erecti, flexuosi, ramosi, ramis dichotomis, inferne ferrugineo-tomentosi. *Folia* fusco-lutea, undique imbricata, erecto-patentia, ovata, anguste tenuiter acuminata, vix sub summo lente serrata, margine incrassata, nervo ultra apicem excurrente, instructa. *Perigonia* late ovata, acuta, enervia, inferne gibbosa, aurantiaca. *Seta* breviuscula, flexuosa. *Capsula* sphaerica, sulcata, arcuato-cernua.

The first aspect of this *Bartramia* is very similar indeed to that of *B. Menziesii*. The leaves, however, are shorter, much broader and more patent, but far less serrated, if they be serrated at all; and, if I have not mistaken a curvature of the fruit-stalk in consequence of drying, for a true inflexion, causing a nodding capsule, here is an abundantly distinguishing mark, were any other needful. In those setæ which I have immersed in water for a considerable length of time, the curvature was even more decided than when in a dry state.

Fig. 1, male plant, and fig. 2, 2, female plants, *nat. size*. Fig. 3, branch of a male plant. Fig. 4, perigonial leaf. Fig. 5, anthers and filaments. Fig. 6, leaf. Fig. 7, apex of ditto.—*magn.*

Tab. CCCXXVI.



Bartramia affinis.

A P P E N D I X

Containing Specific Characters of the Mosses described in this Work, systematically arranged, with Corrections and additional Remarks.

MUSCI CALYPTRATI.

Div. I. STOMATE EDENTULO.

Gen. I. PHASCUM.

Seta terminalis. *Operculum* adnatum. *Calyptra* dimidiata (brevis, fugax).

1. *P. nervosum*; caule subsimplice breviusculo, foliis elliptico-lanceolatis crassinervibus, superioribus longe acuminatis, seta subnulla, capsula immersa ovato-globosa acuminulata. (TAB. CV.)

HAB. Promontorio Capitis Bonæ Spei. *D. Menzies*, 1791.

Gen. II. VOITIA.

Seta terminalis. *Operculum* adnatum. *Capsula* cum pedunculo (seta) decidua. (*Calyptra* magna, persistens.) *Hornsch.*

1. *V. nivalis*. (TAB. CXCVII.)

Voitia nivalis. *Hornsch.* in *Comment. de Voit. et Systyl.* p. 5. t. 1. *Id.* in *Bot. Zeitung.* no. vi. p. 83.

HAB. In summis montibus Carinthiæ, ad limites extremos nivis æternæ, ubi in societate *Splachni urceolati* placentas stercoris vaccini vetustas siccas cæspitibus læte virentibus obtegit. *D. Prof. Hornschuch.*

Gen. III. GYMNSTOMUM.

Seta terminalis. *Capsula* ore nudo. *Calyptra* dimidiata.

* *Capsula* ore extus annulo elastico cineta.

1. *G. julaceum*; caule erecto filiformi subsimplice, foliis arcte imbricatis appressis ovatis serrulatis convolutis, nervo crasso, perichæatialibus majoribus oblongis acuminatis, seta longa, capsula oblonga ovata, operculo subulato. (TAB. XLII.)

HAB. In crepidinibus montis ignivomi Rucu-Pichinca prope Tablahuma, regione frigida, super basaltam altitudine 2340 hexapod. (Regni Quitensi.) *Humboldt et Bonpland.*

2. *G. involutum*; caule elongato subramoso, foliis ovato-lanceolatis margine insigniter involutis, nervo ad apicem attingente, seta elongata, capsula anguste cylindræa, operculo subulato. (TAB. CLIV.)
HAB. In Nepal. Hon. D. Gardner.

** *Capsula ore membrana horizontali clausa.*

3. *G. xanthocarpum*; caule densissime cæspitose fastigiatis ramoso, foliis patentibus lineari-lanceolatis, seta longiuscula, capsula ovato-sphærica, operculo longirostro curvato. (TAB. CLIII.)

HAB. In Nepal. Hon. D. Gardner.

4. *G. quadratum*; caule elongato vage ramoso, foliis patentibus subulatis flexuosis rigidis serrulatis, seta longa flexuosa, capsula quadrata sulcata. (TAB. CXXXII. sub nom. *Bartramia quadrata*.)

HAB. In saxis humectatis umbrosis, ad scaturigines, in acumine montis altissimi Post-berg dicti, prope pagum Georgii in regione Anteniqualand, C. B. S.—rara. D. Burchell.

For remarks on this species see *G. capense*, t. 165.

5. *G. capense*; caule ramoso stolonifero, foliis undique vergentibus secundisque lanceolatis longe acuminatis subserratis, seta elongata, capsula sphærica striata, operculo conico-acuto. (TAB. CLXV.)

HAB. In Monte Tabulari, Promont. Bonæ Spei. D. Brown.

*** *Capsula ore, intus, membrana annulari plana instructo.* (LEPTOSTOMUM Br.)

6. *G. Menziesii*; caule subsimplice, foliis oblongo-ovatis apice denticulatis nervosis piliferis, capsula oblongo-clavata subrecurva horizontaliter inclinata, operculo conico, rostro brevi obliquo. (TAB. VI.)

Leptostomum Menziesii. Brown in *Linn. Trans. v. x. p. 321.*

HAB. Staten Land, prope Cape Horn. D. Menzies, 1787.

7. *G. inclinans*; caule cæspitose subsimplice, foliis ovato-oblongis obtusis integerrimis nervosis piliferis, capsula ovato-oblonga horizontaliter inclinata. (TAB. CLXVIII.)

Leptostomum inclinans. Brown in *Linn. Trans. v. x. p. 320.*

HAB. Rupes et saxa ad latus orientale prope summitatem Montis Tabularis, lat. austr. 43°, elevatione supra mare 3000 ad 3,500 ped. Insula Van Diemen. D. Brown.

8. *G. gracile*; caule cæspitose subramoso, foliis ovato-lanceolatis integerrimis nervosis longe piliferis, capsula oblongo-cylindræa pendula, operculo hemisphærico mutico. (TAB. XXII.)

Leptostomum gracile. Brown in *Linn. Trans. v. x. p. 321.*

HAB. In sinu Dusky Bay dicto, in Nova Zeelandia. D. Menzies, 1791.

9. *G. Leptostomum*; caule cæspitose subsimplice, foliis oblongis obtusissimis integerrimis nervosis pilo simplice terminatis, capsula ovata erecta. (TAB. CLXIX.)

Leptostomum erectum. Brown in *Linn. Trans. v. x. p. 320.*

HAB. Novæ Hollandiæ ora orientalis, extra tropicum, in rupes prope fluviorum ripas in regione montana, ad fluvios Hawkesbury et Grose. D. R. Brown.

Gen. IV. DREPANOPHYLLUM.

(For the very imperfect character of this Genus, see Description to TAB. CXLV.)

1. *D. fulvum*. (TAB. LXXXII. sub nom. *Dicrani falcifolii* et TAB. CXLV.)
Fissidens falcifolius. *Schwaegr. Suppl. v. ii. p. 9.*
 HAB. In sylvis Guyannæ Gallicæ. *D. Prof. Richard.*

The stations for this curious plant, copied from *Schwaegrichen*, under *Dicranum falcifolium* t. 82, are probably not correct.

Gen. V. ANICTANGIUM.

Seta terminalis. Capsula ore nudo. Calyptra mitriformis.

1. *A. repens*; caule repente ramoso, ramis erectis clavatis, foliis ovato-rotundatis reticulatis acuminulatis enervibus, perichætialibus longe acuminatis diaphanis, seta subnulla, capsula cyathiformi, operculo conico depresso. (TAB. CVI.)
 HAB. In plaga occidentali Novæ Hollandiæ. *D. Menzies, 1791.*
2. *A. torquatum*; caule repente subtus tomentoso stipulatoque, foliis distichis ligulatis nervosis apice involutis, perichætialibus stipulisque lanceolatis strictis, capsula immersa. (TAB. XLI.)
 HAB. Ad ripam fluminis Amazonum in umbrosis calidis provinciæ Jaen de Bracamoros, prope Tomependam. *Humboldt et Bonpland.*

Gen. VI. HEDWIGIA.

Seta lateralis. Capsula ore nudo. Calyptra dimidiata.

1. *H. Humboldtii*; caule erecto pinnatim ramoso, foliis undique imbricatis obovatis concavis enervibus piliferis integerrimis, capsula globosa sulcata, operculo subulato curvato. (TAB. CXXXVII.)
 HAB. In monte Quindiu, locis frigidis, altit. 1580 hexapod. *Humboldt et Bonpland.* Insulis australibus. *D. G. Forster, in Herb. Lambert.*
2. *H. Hornschuchiana*; caule cæspitose elongato subramoso, foliis longe subulatis flexuosis patentibus carinatis integerrimis, nervo lato, seta brevi, capsula globosa, operculo oblique rostrato. (TAB. CIII.)
Anictangium Hornschuchianum. Funck. Hornsch. in Bot. Zeitung. no. vi. p. 83.
 HAB. Ad rupes madidas prope Heiligenblul in alpibus Carinthiacis superioribus. *D. Prof. Hornschuch.*
3. *H. Schmidtii*; caule procumbente ramoso, foliis undique imbricatis erectis ovato-acuminatis striatis integerrimis enervibus, capsula globosa, operculo subulato. (TAB. CLXX.)
 HAB. In sylvis umbrosis prope Laguna, truncos et ramos arbustorum vestiens; Teneriffæ. *D. Prof. Schmidt, 1815.*
4. *H. secunda*; caule erecto ramoso, ramis subpinnatis, foliis secundis late ovatis acuminulatis marginatis striatis enervibus apice serrulatis, capsula ovato-cylindracea, operculo subulato. (TAB. XLVI.)

HAB. In regni Mexicani montosis apricis, juxta Toluccam, ad radices montis perpetua nive obtekti, regione frigida, altitudine 1640 hexapodarum. *Humboldt et Bonpland.*

Gen. VII. LYELLIA.

Capsula hinc plana, inde convexa. *Stoma* clausum *epiphragmati* (crasso depresso) cujus *discus circularis* a limbo (latiori) persistente secedens, cum *columella* remanenti inclusa cohæret. *Calyptra* cucullata, apice pilosa. *Br.*

1. *L. crispa.* (TAB. CLXI.)

Lyellia crispa. *Brown in Linn. Trans. v. xii. p. 562.*

HAB. Nepal, Indiæ orientalis. *Hon. D. Gardner.*

Gen. VIII. DAWSONIA.

Capsula hinc plana, inde convexa. *Perist.* penicillatum, ciliis numerosissimis capillaribus rectis æqualibus e capsulæ parietibus *columellæque* ortis. *Calyptra ext.* e villis implexis; *int.* apice scabra. *Br.*

1. *D. polytrichioides.* (TAB. CLXII.)

Dawsonia polytrichoides. *Brown in Linn. Trans. v. x. p. 316.*

HAB. Ad ripas subumbrosas rivulorum, ad radices montium, in vicinitate Portus Jackson, Novæ Hollandiæ. *D. Brown.*

Div. II. STOMATE DENTIBUS INSTRUCTO.

* *Peristomio simplice.*

Gen. IX. POLYTRICHUM.

Peristomium simplex, e dentibus 32 vel 64 æquidistantibus incurvis, apicibus membrana horizontali unitis. *Calyptra* dimidiata.

* *Calyptra villosa.* (POLYTRICHUM verum.)

1. *P. giganteum;* caule valde elongato subfastigiatis ramoso, foliis erectis lineari-subulatis rigidis, margine apicem versus parum involutis dorsoque scabris, setis numerosis, capsula ovato-cylindracea, operculo rostrato. (TAB. LXV.)

HAB. In devexo montis Quindiu, ad radices *Ceroxyli andicolæ*, in temperatis usque ad altitudinem 1450 hexapodarum. *Humboldt et Bonpland.*

2. *P. longisetum;* caule elongato subsimplice, foliis patentibus lanceolato-subulatis planis rigidis integerrimis, nervo latissimo, seta longissima, capsula ovato-tetragona, operculo rostro subæque longo. (TAB. LXVI.)

HAB. In monte Quindiu, regione temperata. (Andes de Cundinamarca.) *Humboldt et Bonpland.* Peru. *Ruiz et Pavon.*

Calyptra glabra. (CATHARINEA Auct.)

3. *P. lævigatum*; caule simplice, foliis arcte imbricatis ovatis concavis integerrimis, nervo crasso lamellato, capsula late ovata cernua. (TAB. LXXXI.)

Polytrichum lævigatum. *Wahl. Fl. Lapp. p. 349. t. 22.*

HAB. In nuda arena riparia aprica fluminis Muconio, prope pagum Muconio superiorem et Ketkes-servando, Lapponiæ sylvaticæ Tor-nensis, frequentissime. *Wahlenberg. Locis sterilibus Islandiæ, 1809.*

4. *P. angustatum*; caule brevi, foliis lineari-lanceolatis undulatis, siccitate crispatis, versus apicem dorso margineque denticulatis, nervo lato lamellato, capsula erecta curvula, operculo brevi-subulato. (TAB. L.)

P. angustatum. *Brid. Hist. Musc. Suppl. v. i. p. 78. Schwaegr. Sp. Musc. v. ii. p. 331.*

HAB. Prope Boston in America septentrionali. *D. Boott.* (In Carolina humosis, *Cl. Bosc*; In Pennsylvania, *Muhlenberg*; In Neomarchia lectum *Ill. Schultz. dedere.*) *Schwaegr. loc. cit.*

5. *P. tenuirostre*; caule brevi simplice, foliis patentibus lanceolatis obtusis subflexuosis canaliculatis integerrimis, nervo subangusto lamellato, capsula ovata, operculo longe-subulato. (TAB. LXXV.)

HAB. In sinu Dusky Bay dicto, in Nova Zeelandia. *D. Menzies, 1791.*

Never having seen the calyptra of this species, I judge only from the habit that it belongs to this division.

Gen. X. OCTOBLEPHARUM.

Seta terminalis. Peristomium simplex, e dentibus 8 geminatis.

1. *O. serratum*; caule erecto ramoso, foliis erecto-patentibus ovatis serratis cuspidatis, capsula pyriformi, operculo hemisphærico apiculato, calyptra mitriformi longe pilosa. (TAB. CXXXVI.)

Octoblepharum serratum. *Brid. Musc. Suppl. v. i. p. 86.*

Orthodon. *Bory de St. Vincent (fide Beauv.).*

Bryum orthodontum. *Beauv. Prodr. d'Ætheog. p. 48.*

Splachnum squarrosum. *Hook. in Linn. Trans. v. x. p. 308. t. 26. f. 2.*

HAB. In Nepal abunde legerunt *D. Buchanan, M.D. et Hon. D. Gardner.* In insula Borboniæ ad terram humidam prope truncos aversos. *Bory de St. Vincent.*

Gen. XI. FABRONIA.

Seta lateralis. Peristomium simplex, e dentibus 8 geminatis.

1. *F. polycarpa*; caule repente ramoso, foliis laxis ovato-acuminatis reticulatis integerrimis, nervo brevi, capsula turbinata, operculo conico. (TAB. III.)

HAB. In umbrosis montis Quindiu, ad radices *Quercus Granatensis* juxta la Quebrada de Toche, altitudinis 1050 hexapodarum. *Humboldt et Bonpland.*

2. *F. australis*; caule repente ramoso, foliis erectis lanceolatis longe acuminatis reticulatis subserratis, nervo brevi, capsula elliptica, operculo planiusculo. (TAB. CLX.)

Fabroniæ spec. Menz. MSS.

HAB. In sinu King George dicto, Nova Hollandia. *D. Menzies.*

Gen. XII. SPLACHNUM.

Seta terminalis. Peristomium simplex, e dentibus 8 geminatis. Capsula apophysata. Calyptra mitriformis integra.

1. *S. scabrisetum*; foliis lingulatis obtusissimis, nervo ante apicem evanescente, capsula cylindracea apophysati vix latiore, seta scabra. (TAB. XXXII.)

HAB. In umbrosis temperatis Gonzanaman inter et Lucarque (Prov. Jaen de Bracamoros), altitudine 1060 hexapod. *Humboldt et Bonpland.*

2. *S. Octoblepharum*; foliis oblongo-obovatis integerrimis superioribus piliferis, capsula apophysique cylindraceis, dentibus 8 subintegris. (TAB. CLXVII.)

HAB. In truncis arborum emortuarum in Insula Van Diemen. *D. Brown.*

Gen. XIII. SYSTILIUM.

Peristomium simplex, e dentibus 16 parium brevibus, basi conjunctis. Operculum cum columella connatum, persistens. (Capsula cum apophysati.) Hornsch.

1. *S. splachnoides.* (TAB. XCVIII.)
Systylium splachnoides. Hornsch. in Comment. de Voit. et Systyl. p. 14. t. 2. Id. in Bot. Zeitung. no. vi. p. 87.

HAB. Ad rupem micaceo-schistosam, unico tantum loco, in alpihus Carinthiæ superioris. *D. Prof. Hornschuch.*

Gen. XIV. TAYLORIA.

Peristomium simplex, e dentibus 32 longissimis, tortuosis, per paria approximatis. Capsula apophysata.

1. *T. splachnoides.* (TAB. CLXXIII.)
Tayloria splachnoides. Hook. in Journ. of Science and the Arts, no. iii. p. 144.

Hookeria splachnoides. Schwaegr. Suppl. v. ii. p. 340. t. 100.
 HAB. Prope Rollvag, Tind, Telemarckiae, in Norvegia. *D. Prof. Schmidt.* Rupibus madidis in monte Grimsel dicto et prope *Glacier du Rhône*, Helvetiæ, altitud. 5000 ped. 1814.—In Tyroli australi. *Lehmann.* In summis alpihus Carinthiacis. *D. Prof. Hornschuch. Helvetia. Schleicher.*

Gen. XV. TORTULA:

Seta terminalis. Peristomium simplex, e dentibus 32 filiformibus tortis, basi in tubum magis minusve unitis. Calyptra dimidiata.

1. *T. membranifolia*; subacaulis, foliis late ovatis membranaceis (albis) longe piliferis, nervo (viridi) latissimo, capsula oblonga, operculo rostrato. (TAB. XXVI.)

HAB. Sepibus lapidibusque regionis aridæ Orotavæ, Teneriffæ. Prof. C. Schmidt, 1815.

2. *T. pilifera*; caule elongato valde ramoso, foliis lanceolatis margine revolutis, nervo in pilum longum desinente, perichæcialibus vaginantibus, capsula cylindræa, operculo subulato. (TAB. XII.)

HAB. Ex Java a Dicksono recepi.

3. *T. flexuosa*; caule elongato ramoso, foliis lanceolato-linearibus carinatis nervo excurrente, perichæcialibus longissimis vaginantibus, capsula cylindræa, operculo longe subulato. (TAB. CXXXV.)

HAB. Ad Promontorium Bonæ Spei. D. Menzies, 1791.

4. *T. recurvata*; caule subnullo, foliis erecto-patentibus lanceolatis acutis marginibus superne recurvis, nervo crasso in mucronem brevem excurrente, seta elongata, capsula cylindræa, operculo conico-cylindræo. (TAB. CXXX.)

HAB. In territorio coloniali Capitis Bonæ Spei, in regione Roggeveld, inter Jakhals Fonteyn et Kuylenberg:—terrestris, in campis aridis rara. D. Burchell.

5. *T. indica*; caule breviusculo subramoso, foliis lineari-oblongis erectis subapiculatis siccitate crispatis, capsula oblonga, operculo acuminato. (TAB. CXXXV.)

Trichostomum indicum. Willd. in Bot. Mag. v. iv. p. 7. t. 1. (fide Schwaegr.) Schwaegr. Suppl. v. i. p. 242. t. 36.

HAB. In India orientali. Röttler. In muris Horti Botanici Calcuttæ, Indiæ orientalis. Gul. Wallich, M.D.

Gen. 16. WEISSIA.

Seta terminalis. Peristomium simplex, e dentibus 16 integris æquidistantibus. Calyptra dimidiata.

1. *W. ciliata*; foliis lingulatis longissime ciliatis. (TAB. CLXXI.)

HAB. Ex insula Ternatæ accepit D. Dicksonus.

2. *W. pomiformis*; caule cæspitose elongato subsimplice, foliis lineari-lanceolatis suberectis, perichæcialibus subulatis convolutis, seta paululum exserta, capsula spherica, operculo curvirostrato. (TAB. CXXXI.)

HAB. In rupibus humidis soli et tempestati expositis, montium altissimorum ad locum Mountain Station dictum, rivulo Krombeks vicinum, et alibi in jurisdictione Zwellendam, territ. C. B. S., hic illic obvia, sed raro cum fructificatione invenienda. D. Burchell.

3. *W. Mielichoferi*; caule dense cæspitose elongato ramoso, foliis anguste lanceolatis subserrulatis rigidis, nervo crasso, seta elongata, capsula erecta pyriformi, operculo conico. (TAB. CI.)

Weissia Mielichoferiana Funck. Hornsch. in Bot. Zeitung. no. vi. p. 86.

HAB. In valle Grosarl in alpibus Salisburgensibus legit mihique benevole communicavit D. Prof. Hornschuch.

4. *W. elongata*; caule densissime cæspitose elongato ramoso, foliis arcte imbricatis lanceolato-ovatis obtusis reticulatis integerrimis,

nerva sub summo apice evanescente, seta flexuosa arcuata, capsula ovata, operculo conico. (TAB. CII.)

Weissia elongata. Hoppe et Hornsch. MSS. (Hornsch. in lit.)

Weissia Mielihoferiana β elongata. Hornsch. in Bot. Zeitung, no. vi. p. 87.

HAB. In valle Grosarl in alpinis Salisburgensibus. D. Prof. Hornschuch.

Dr. Hornschuch has, very much to my surprise, in the work above quoted made this a variety of the preceding moss *W. Mielihoferi*; though to me the whole habit of the plant, as well as the form of the capsule and texture of the leaves, appear different. The greatest deference is, nevertheless, due to the opinions of so acute an observer; and he has moreover had the opportunity of studying the individuals on their native alps.

5. *W. Martiana*; caule densissime cespitoso elongato subramoso, foliis lanceolato-subulatis patentibus siccitate crispatis, seta breviuscula curvata, capsula globosa sulcata. (TAB. CIV.)

Weissia Martiana. Hoppe et Hornsch. MSS. Hornschuch in Bot. Zeitung, no. vi. p. 85.

HAB. In alpinis Tyrolensibus. D. Prof. Hornschuch.

Gen. XVII. CALYMPERES.

Seta terminalis. Peristomium simplex, e membrana spongiosa horizontali totum os tegente, demum medio in dentibus 16 brevibus fissa. Calyptra magna, mitriformis, capsulam involvens, demum lateraliter fissa.

1. *C. Gardneri*; caule breviusculo, foliis linearibus marginibus incurvis serratis, calyptra lævi. (TAB. CXLVI.)

HAB. In Nepal, arboribus. Hon. D. Gardner.

Gen. XVIII. PTEROGONIUM.

Seta lateralis. Peristomium simplex, e dentibus 16 integris æquidistantibus. Calyptra dimidiata.

1. *Pt. pulchellum*; caule repente ramoso, foliis undique laxis lanceolato-acuminatis subintegerrimis enervibus, capsula ovato-elliptica, operculo rostrato. (TAB. IV.)

HAB. In umbrosis montosis Quindiu, locis altiõribus, altitudine 1070 hexapodarum, prope el Moral, regno Novo-Granatensi. Humboldt et Bonpland.

2. *Pt. flavescens*; caule repente, ramis pinnatis compressis, foliis undique imbricatis erectis lanceolato-acuminatis planiusculis striatis enervibus, seta longa, capsula cylindræca, operculo rostrato. (TAB. CLV.)

HAB. In Nepal. Hon. D. Gardner.

3. *Pt. aureum*; caule repente, ramis erectis, foliis undique imbricatis erecto-patentibus ovato-acuminatis concavis, margine recurvis ener-

vibus, seta longa, capsula oblonga erecta, operculo conico-rostrato. (TAB. CXLVII.)

HAB. In Nepal, arboribus, legit Hon. D. Gardner.

4. *Pt. myurum*; caule (fructifero) suberecto pinnatim ramoso, foliis undique imbricatis erectis ovatis valde concavis enervibus integerrimis, seta elongata, capsula oblonga, erecta, operculo acuminato. (TAB. CXLVIII.)

HAB. In Nepal. Hon. D. Gardner.

Gen. XIX. GRIMMIA.

Seta terminalis. Peristomium simplex e dentibus 16 integris vel perforatis (rarissime fissis) æquidistantibus. Calyptra mitri-formis.

* Capsula immersa.

1. *Gr. fontinaloides*; caule elongato ramoso fluitante, foliis oblongo-ovatis acutis serratis, capsula ovata immersa, operculo plano-mammillato. (TAB. II.)

HAB. In ripa fluminis Brinosi inter Atures et San Fernando, in arboribus quarum radices aquis oblectæ sunt. Barba de Palo Hispanis nuncupatur. Humboldt et Bonpland.

** Capsula exserta.

2. *Gr. longirostris*; caule erecto cæspitoso, foliis undique erecto-patentibus lanceolatis longe acuminatis incanis, seta exserta recta, capsula ovata, operculo longe rostrato. (TAB. LXII.)

HAB. Locis scopulosis, apricis, in declivitate montis Chimborazo, altit. 2380 hexapod. super porphyrite (regnum Quitense). Humboldt et Bonpland.

3. *Gr. fusco-lutea*; caule erecto cæspitoso, foliis undique erecto-patentibus lanceolatis longe acuminatis incanis, seta arcuata, capsula ovata lævi, operculo hemisphærico. (TAB. LXIII.)

HAB. In frigidis Tobecæ et Islahuacæ, altitudine 1330 hexapod. (regnum Mexicanum). Humboldt et Bonpland.

4. *Gr. campestris*; caule erecto cæspitoso ramoso, foliis undique erecto-patentibus late ovatis longe acuminatis incanis, seta exserta recta, capsula ovata, operculo brevi-rostrato. (TAB. CXXIX.)

Grimmia campestris. Burchell MSS.

HAB. In territorio coloniali Capitis Bonæ Spei, in regione Roggeveld, inter Jakhals Fonteyn et Kuylenberg; —terrestris, in campis aridis parce. D. Burchell.

5. *Gr. atrata*; caule brevi subramoso, foliis erecto-patentibus lanceolato-subulatis, apicibus obtusiusculis concoloribus, nervo crasso, seta exserta, capsula oblongo-ovata, operculo conico. (TAB. C.)

Grimmia atrata. Hoppe et Hornsch. MSS. Hornsch. in Bot. Zeitung. no. vi. p. 85.

HAB. Ad rupes in valle Grosarl in alpibus Salisburgensibus legit D. Prof. Hornschuch.

Gen. XX. DIDYMODON.

Seta terminalis. *Peristomium* simplex e dentibus 16 vel 32 paria approximatis vel ad basin unitis. *Calyptra* dimidiata.

1. *D. gracile*; caule dense cespitoso elongato, foliis lanceolato-subulatis pilo longo colorato terminatis, capsula erecta cylindracea, operculo subulato, calyptra ciliata. (TAB. V.)

HAB. In monte Quindiu, regione temperata, Andes de Cundinamara. *Humboldt et Bonpland.*

2. *D. squarrosus*; caule elongato flexuoso-ramoso, foliis undique patentibus squarrosis longe lanceolatis flexuosis carinatis serratis, seta elongata, capsula cylindracea, operculo longe subulato. (TAB. CL.)

HAB. In Nepal. *Hon. D. Gardner.*

3. *D.?* *splachnifolium*; caule subelongato simplice, foliis lingulatis reticulatis integerrimis, nervo sub summum apicem evanescente, seta breviuscula, capsula cylindracea, operculo conico. (TAB. LXXVI.)

Weissia obtusa: *Brid. Musc. Suppl. v. i. p. 118.*

HAB. In insulis Antillarum. *Prof. Richard.* E Sancti Dominici insula communicavit *D. Coulon.* In Hispaniola, ubi *Poiteau* legit et communicavit (in *Bridel*).

Bridel's character of his Weissia obtusa is too excellent to allow me for a moment to doubt of its being the same as my D.? *splachnifolium* "trunco erecto simplice longiusculo, foliis sparsis ovatis obtusis pellucidis, capsula erecta oblonga, operculo subconico brevi." In a subsequent publication, too, he adds, it is found "in omnibus Antillis. *Richard.*" Of the Genus, however, I should add, he speaks with doubt: for he says, "Peristomatis dentes, quantum in statu valde læso cernere est, erectiusculi, crocei, sedecim numero et forte geminati, tuncque plantula nostra *Swarzia* vel *Didymodon* esset."

Gen. XXI. DICRANUM.

Seta terminalis. *Peristomium* simplex e dentibus 16 bifidis; *Calyptra* dimidiata.

1. *D. fragile*; caule elongato ramoso, foliis subsecundis subulato-setaceis serratis siccitate subflexuosis, perichæatialibus basi vaginatis, capsula erecta cylindracea. (TAB. CXXIV.)

HAB. In Nepal legit *Hon. D. Gardner*, et *J. Banks Baroneto* communicavit *Gul. Walkich, M. D.*

2. *D. concolor*; caule elongato ramoso, foliis undique vergentibus e basi anguste lanceolata longissime subulato-setaceis subintegerrimis, nervo latissimo, seta flexuosa, capsula ovata striata strumosa, calyptra fimbriata. (TAB. CXXXVIII.)

HAB. In alto de Aranda, locis frigidis, prope *Pasto* (regnum Novum Granatense) altit. 1560 hexapod. *Humboldt et Bonpland.*

3. *D. longisetum*; caule subelongato simpliciusculo, foliis falcato-secundis e basi late ovata longe tenuiterque subulato-setaceis, seta longa, capsula erecta oblonga striata, struma nulla, operculo longe subulato. (TAB. CXXXIX.)

HAB. In temperatis regni Novi Granatensis, in sylvis prope Fusagasaga, altit. 1030 hexap. atque in apricis frigidis montis Chimborazo, altit. 2430 hexap. *Humboldt et Bonpland.*

4. *D. densum*; caule simpliciusculo, foliis lanceolato-subulatis integerrimis, nervo tenui, capsula ovata inclinata lævi absque struma, operculo longe rostrato curvato. (TAB. CXL.)

HAB. In crepidinibus montis Quindiu, regione temperata. *Humboldt et Bonpland.*

5. *D. vaginatum*; caule elongato ramoso, foliis laxis e basi longe vaginante subulatis vix apice serratis, nervo excurrente, capsula inclinata ovata absque struma, operculo longe subulato. (TAB. CXLI.)

HAB. In convallibus Andium Granatensium inter Almaguar et Pasto, altit. 1200-1500 hexapod. *Humboldt et Bonpland.*

6. *D. flexifolium*; caule subnullo, foliis longissime subulatis flexuosis, perichætialibus longe vaginantibus, seta mediocri, capsula oblonga erecta lævi absque struma, operculo conico-acuminato. (TAB. CXLIV.)

HAB. In Capite Bonæ Spei. *D. Menzies, 1791.*

7. *D. fulvum*; caule elongato erecto ramoso, foliis undique insertis lanceolato-subulatis integerrimis concavis flexuosis siccitate crispatis, nervo crasso, perichætialibus vaginantibus aristatis, seta breviuscula, capsula oblonga cylindracea erecta. (TAB. CXLIX.)

HAB. In Nova Scotia. *D. Menzies.*

Gen. XXII. TRICHOSTOMUM.

Seta terminalis. Peristomium e dentibus 16 ad basiu divisis, vel 32 per paria approximatis. *Calyptra* mitriformis.

1. *Tr. vaginatum*; caule erecto ramoso, foliis late lanceolatis lateribus involutis, perichætialibus longe vaginatis, seta elongata, capsula oblonga, operculo subulato. (TAB. LXIV.)

HAB. In insula Otahete, mare Pacifico. *D. Menzies, 1792.*

2. *Tr. perichætiale*; caule erecto ramoso, foliis lanceolatis tenuiter acuminatis, perichætialibus longe vaginatis, seta elongata, capsula oblonga, operculo subulato. (TAB. LXXIII.)

HAB. In sinu Dusky Bay dicto, in Nova Zeelandia. *D. Menzies, 1791.*

Since the publication of the figure of this Moss I have seen more perfect specimens in Mr. Menzies's Herbarium, and ascertained that the operculum is subulate, nearly as long as the capsule.

Gen. XXIII. LEUCODON.

Seta lateralis. *Peristomium* simplex, e dentibus 16 fissis, vel 32 per paria arcte unitis.

1. *L. lagurus*; caule erecto tomentoso ramoso, foliis imbricatis ovatis concavis acuminulatis enervibus, capsula erecta cylindracea, operculo acuminato. (TAB. CXXVI.)

Hypnum lagurum. Menzies MSS.

HAB. In Insula Staten Land dicta, prope Cape Horn. D. Menzies, 1787.

2. *L. tomentosus*; caule subrepente densissime tomentoso, ramis erectis, foliis undique imbricatis erectis lanceolatis plicatis, basi nervo obsoleto, apice acumine piliformi serrulato, capsulis erectis ovato-cylindraceis. (TAB. XXXVII.)

HAB. In sylvis Cinchonæ prope Loxam, regione temperata, altit. 1080 hexapod. Humboldt et Bonpland.

3. *L. calycinus*; caule repente, ramis erectis simplicibus, foliis ovato-lanceolatis concavis lævibus, nervo attingente, perichæcialibus setam omnino vaginantibus obtusiusculis enervibus, capsula oblongo-cylindracea curvata strumosa, ore obliquo, operculo subulato basi gibbosa. (TAB. XVII.)

HAB. In sinu Dusky Bay dicto, in Nova Zeelandia. D. Menzies, 1791.

4. *L. rugosus*; caule repente, ramis erectis simplicibus, foliis ovato-lanceolatis transversim rugosis, nervo attingente, perichæcialibus setam omnino vaginantibus attenuatis nervosis, capsula cylindracea erectiuscula striata, ore horizontali, operculo subulato. (TAB. XX.)

HAB. In "Nova Hollandia." Turn. Herb.

5. *L. pallidus*; caule procumbente ramoso, foliis ovatis longe acuminatis integerrimis, nervo pellucido attingente, seta longa flexuosa, capsula inclinata, operculo rostrato. (TAB. CLXXII.)

HAB. In Nova Hollandia. A Dicksono et Hobsono receptus.

** *Peristomio duplici.*

Gen. XXIV. ZYGODON.

Seta terminalis. *Peristomium* duplex: *ext.* e dentibus 16 per paria approximatis: *int.* e ciliis totidem horizontalibus. *Calyptra* dimidiata brevis.

1. *Z. obtusifolium*; foliis obtusis. (TAB. CLIX.)

HAB. In Nepal. Hon. D. Gardner.

Gen. XXV. ORTHOTRICHUM.

Seta terminalis. *Peristomium* duplex: *ext.* e dentibus 16 per paria approximatis: *int.* e ciliis 8—16 vel nullis. *Calyptra* mitriformis.

* *Calyptra pilosa.*

1. *O. prorepens*; caule repente, ramis erectis, foliis ovato-attenuatis

obtusis dorso carinatis, nervo excurrente, seta longiuscula exserta, capsula exacte ovali lævi, calyptra pilosa. (TAB. CXX.)
 HAB. In sinu Dusky Bay dicto, in Nova Zeelandia. *D. Menzies*, 1791.

** *Calyptra nuda;*

† *Basi quadridentata.*

2. *O. rugifolium*; caule repente, ramis erectis, foliis ellipticis substriatis rugosis, nervo breviter excurrente, seta longiuscula, capsula ovato-oblonga lævi, calyptra campanulata. (TAB. CXXVIII.)

HAB. Prope Rio Janeiro Americæ meridionalis. *D. Swainson*,

†† *Basi (calyptra) multifida.*

+ *Capsula sulcata.*

3. *O. longirostrum*; caule repente, ramis erectis, foliis lanceolato-acuminatis striatis siccitate tortis, seta longa, capsula ovali-elliptica, ciliis nullis, dentibus 16 vix per paria approximatis. (TAB. XXV.)

HAB. In sinu Dusky Bay dicto, in Nova Zeelandia. *D. Menzies*, 1791.

4. *O. longifolium*; caule repente, ramis erectis, foliis lanceolato-subulatis flexuosis siccitate crispis, seta longa, capsula brevi ovata, ciliis nullis, dentibus 16 per paria unitis. (TAB. XLIV.)

HAB. Ad radices *Bifariæ glaucae** altitudine 950 hexapod. regione temperata, in devexis montis Avilæ prope Caraccas. *Humboldt et Bonpland.*

++ *Capsula lævi.*

5. *O. longipes*; caule procumbente, ramis erectis, foliis ovato-lanceolatis striatis siccitate tortis, seta longissima, capsula ovali-elliptica, ciliis nullis, dentibus 16 per paria approximatis. (TAB. XXIV.)

HAB. In sinu Dusky Bay dicto, in Nova Zeelandia. *D. Menzies*, 1791.

6. *O. apiculatum*; caule repente, ramis erectis, foliis oblongis apiculatis medio canaliculatis siccitate tortis, seta longa, capsula ovato-cylindræa. (TAB. XLV.)

HAB. Prope Xalapam in regno Mexicano, regione temperata. *Humboldt et Bonpland.*

7. *O. Swainsoni*; caule repente, ramis erectis, foliis ellipticis longitudinaliter plicatis, nervo breviter excurrente, seta longiuscula, capsula ovata. (TAB. CXXVII.)

HAB. Prope Rio Janeiro Americæ meridionalis. *D. Swainson.*

8. *O. urceolatum*; caule repente, ramis erectis, foliis lanceolato-attenuatis dorso carinatis, nervo attingente, seta sublonge exserta, capsula urceolata. (TAB. CXXIV.)

HAB. In insula Sanctæ Helenæ. *D. Menzies*, 1795.

9. *O. gracile*; caule erecto elongato ramoso, foliis lanceolato-subulatis flexuosis siccitate tortis, seta breviuscula, capsula ovata, ciliis nullis, dentibus 16 per paria approximatis. (TAB. XXVII.)

HAB. In sinu Dusky Bay dicto, in Nova Zeelandia. *D. Menzies*, 1791.

* *Humboldt et Bonpl. Pl. Equinoct. v. ii. p. 119.*

Gen. XXVI. SCLOTHEIMIA.

Seta terminalis. Peristomium duplex: *ext.* e dentibus 16 revolutis: *int.* membrana conica plicata, irregulariter fissa.

1. *S. sulcata*; caule repente, ramis erectis brevibus, foliis lineari-lanceolatis acuminatis undulatis (siccitate crispis), seta longa, capsula ovata profunde sulcata. (TAB. CLVI.)

HAB. In Nepal. Hon. D. Gardner.

Gen. XXVII. NECKERA Hedw.

Seta lateralis. Peristomium duplex: *ext.* e dentibus 16 erectis liberis: *int.* e ciliis totidem cum externis alternantibus.

* *Foliis bifariis.*

1. *N. dendroides*; caule erecto bipinnatim ramoso, foliis distichis planis apice serratis, basi nervosis, caulinis oblongis, ramis ovato-rotundatis, seta brevi exserta, capsula ovato-cylindracea. (TAB. LXIX.)

HAB. In insula Owhyhee. D. Menzies, 1793.

2. *N. longirostris*; caule erecto bipinnato, ramis attenuatis, foliis subdistichis ovatis acutis serratis, nervo prope medium evanescente, operculo longirostro recto. (TAB. I.)

HAB. Regione temperata, in jugis Andium. Humboldt et Bonpland.

3. *N. planifolia*; caule erecto pinnato, foliis bifariam imbricatis late ovatis acutis enervibus serrulatis, seta longa exserta, capsula cylindracea, operculo subulato. (TAB. XXIII.)

Neckera planifolia. Hedw. Sp. Musc. t. 48. f. 1—3.

HAB. Insulae australes. Hedwig. In sinu Dusky Bay dicto. D. Menzies, 1791.

** *Foliis undique insertis.*

† *Surculis pendulis.*

4. *N. fuscescens*; caule longissimo filiformi pendulo pinnatim ramoso, foliis lanceolatis acuminatis serrulatis substriatis, nervo ante medium evanescente, seta brevissima, capsula oblonga perichaetio immersa, calyptra pilosa. (TAB. CLVII.)

HAB. In Nepal, arboribus. Hon. D. Gardner.

5. *N. filamentosa*; caule longissimo pendulo pinnatim ramoso, foliis squarrosis ovatis concavis undulatis acuminatis pilo longo flexuoso terminatis, nervo paulo ultra medium evanescente, seta mediocri, capsula cylindracea, calyptra mitriformi (?) pilosa. (TAB. CLVIII.)

HAB. In Nepal, arboribus, legit Hon. D. Gardner.

†† *Surculis erectis vel procumbentibus.*

6. *N. setosa*; caule erecto ramoso, foliis confertissimis e lata basi subulato-setaceis nervosis, seta perichaetio duplo longiore, capsula oblonga erecta, operculo rostrato. (TAB. VII.)

Anictangium setosum. Hedw. Sp. Musc. p. 43. t. 5.

HAB. Insulæ australes. *Hedw.* In sinu Dusky Bay dicto legit *D. Menzies*, 1791.

7. *N. abietina*; caule erecto pinnato, foliis undique imbricatis appressis striatis subintegerrimis, caulibus ovato-deltaideis, ramis ovatis, seta exserta, capsula ovato-cylindracea, operculo subulato. (TAB. VII.)

HAB. In plaga occidentali Americæ borealis. *D. Menzies*, 1792.

8. *N. affinis*; caule ramoso, ramis pinnatis, foliis undique imbricatis erectis lanceolato-acuminatis longe binerviis, seta perbrevis, capsula erecta cylindracea. (TAB. CXXII.)

Neckera composita, var. β . *Schwaeagr. Suppl. v. ii. p. 156?*

HAB. Ex insula Sancti Vincentii a *D. Menzies* communicata.

9. *N. longiseta*; caule subpinnatim ramoso, foliis undique imbricatis late ovatis acuminatis enerviis subintegerrimis, seta longa, capsula oblongo-cylindracea, operculo subulato. (TAB. XLIII.)

HAB. Locis umbrosis altis montis Quindiu (Cordillera de los Andes de Cundinamara). *Humboldt et Bonpland.*

10. *N. acuminata*; caule erectiusculo ramoso inferne subsimplice, foliis undique imbricatis erectis late ovatis valde concavis acuminatis subintegerrimis, nervo brevi, seta brevi, capsula ovato-oblonga. (TAB. CLI.)

HAB. In Nepal. *Hon. D. Gardner.*

11. *N. crispatula*; caule longissimo procumbente ramoso, ramis pinnatis, foliis falcato-secundis lanceolatis serratis crispatis substriatis, nervo ante apicem evanescente, seta brevi, capsula ovata, operculo rostro curvato. (TAB. CLII.)

Hypnum crispatum. *Hook. in Linn. Trans. v. ix. p. 321. t. 28.*

HAB. In Nepal. *F. Buchanan, M. D. et Hon. D. Gardner.*

Gen. XXVIII. BARTRAMIA.

Seta terminalis. Peristomium duplex: ext. e dentibus 16: int. membrana plicata in laciniis 16 bifidis fissa.

1. *B. tomentosa*; caule subpinnatim fasciculatimque ramoso, foliis ovato-lanceolatis longe acuminatis serrulatis striatis, nervo attingente, seta longa recta demum laterali, capsula horizontali ovato-rotundata sulcata. (TAB. XIX.)

Mnium tomentosum. *Swartz. Prodr. p. 139. Pl. Ind. Occ. p. 1837.*

HAB. Ad latera sylvarum in montibus altissimis Jamaicae. *Swartz.*

2. *B. pendula*; caule subpinnatim fasciculatimque ramoso, foliis ovato-lanceolatis longe acuminatis serrulatis striatis, nervo attingente, seta longa recta demum laterali, capsula oblongo-cylindracea sulcata pendula. (TAB. XXI.)

Mnium pendulum. *Smith in Linn. Trans. v. vii. p. 262.*

HAB. In sinu Dusky Bay dicto, in Nova Zeelandia. *D. Menzies*, 1791.

3. *B. Menziesii*; caule elongato ramoso, foliis erectis e basi lanceolata longe subulatis serrulatis strictis, setis longiusculis erectis. (TAB. LXVII.)

- B. Menziesii*. *Turn.* in *Ann. of Bot.* v. i. p. 525. t. 11. f. 4.
 HAB. In plaga occidentali Americae septentrionalis. *D. Menzies*, 1792.
4. *B. affinis*; caule elongato ramoso, foliis erecto-patentibus ovatis anguste attenuatis subintegerrimis strictis, setis longiusculis, capsulis sphaericis arcuato-cernuis. (TAB. CLXXVI.)
 HAB. In insula Van Diemen. *D. R. Brown*.
5. *B. longifolia*; caule elongato-ramoso, foliis longissimis subulatis flexuosis minute serratis, setis longiusculis. (TAB. LXVIII.)
 HAB. In devexis udis frigidis montis Quindiu, super granato, altitudine 1400 hexapod. *Humboldt et Bonpland*.

Gen. XXIX. BRYUM.

Seta terminalis. *Peristomium duplex*: *ext.* e dentibus 16: *int.* membrana plicata 16-laciniata, saepissime ciliis alternantibus. *Calyptra* dimidiata.

1. *Br. bartramiioides*; caule elongato erecto subsimplice, foliis subulato-setaceis rigidis denticulatis, nervo ad apicem attingente, seta perichætio immersa, capsula late ovata erecta. (TAB. XVIII.)
 HAB. In sinu Dusky Bay dicto, in Nova Zeelandia. *D. Menzies*, 1791.
2. *Br. Umbraculum*; caule elongato, foliis obovatis acutis marginatis undulatis serratis, nervo excurrente, capsula oblongo-cylindracea pendula. (TAB. CXXXIII.)
Bryum Umbraculum. *Burchell MSS.*
 HAB. Terrestre, in umbrosis sylvarum densarum regionis Auteniqualand Africae meridionalis; satis copiose. *D. Burchell*.
3. *Br. demissum*; caule perbrevis ramoso, foliis ovatis cuspidato-acuminatis reticulatis, nervo excurrente, seta arcuata, capsula curvato-pyriformi pendula. (TAB. XCIX.)
Meesia demissa. *Hoppe et Hornsch. MSS.* *Hornsch. in Bot. Zeitung. no. vii. p. 106.*
Timmia Nov. Sp. *Schmidt MSS.*
Bryum curvulum. *Schleicher MSS.*
 HAB. In monte Cenisii supra 7000 pedum elevationem reperi 1814. Unicum parvulum caespitem in summo cacumine alpis Wingsfield Opdaliae Norwegiae transalpinae solummodo legit *D. Prof. Schmidt*. In alpiibus Tyrolensibus. *D. Prof. Hornschuch*. Helvetia. *Schleicher*.

Gen. XXX. HOOKERIA *Sm.*

Seta lateralis. *Peristomium duplex*: *ext.* e dentibus 16: *int.* membrana 16-laciniata, nunc ciliis alternantibus. *Calyptra* mitriformis.

* *Folius enervibus.*

1. *H. pennata*; caule erecto simplice, foliis bifariis verticalibus ovato-lanceolatis serratis enervibus, stipulis orbiculatis mucronulatis serratis, seta brevi, capsula ovata erecta. (TAB. CLXIII.)
Hookeria pennata. *Smith in Linn. Trans. v. ix. p. 277.*

Pterigophorum pennatum. *Brid. Meth. Nov. Musc. p. 149.*

Cyathophorum pteridioides. *Beauv. Ætheog. p. 52.*

Leskea pennata. *Labill. Nov. Holl. v. ii. p. 206. t. 253. Schtaegr. Suppl. v. ii. p. 160.*

Anictangium bulbosum. *Hedw. Sp. Musc. p. 43. t. 6. f. 1-5.*

HAB. Nova Hollandia. *D. Labillardiere.* In sinu Dusky Bay dicto, Nova Zeelandia. *D. Menzies.* Insula Van Diemen. *D. R. Brown.*

*** *Foliis uninervibus.*

2. *H. quadrifaria*; caule erecto subramoso, foliis quadrifariis reticulatis medio uninervibus, lateralibus distichis horizontalibus verticalibus ovatis, intermediis subrotundis erectis appressis, capsula subcylindracea pendula. (TAB. CIX.)

Hookeria quadrifaria. *Smith in Linn. Trans. v. ix. p. 277. t. 23. f. 1.*

HAB. In sinu Dusky Bay dicto, in Nova Zeelandia. *D. Menzies, 1791.*

3. *H. radiculosa*; caule repente vage ramoso, ramis compressis subtus denudatis, supra foliosis, foliis ovatis subacuminatis integerimis, nervo ultra medium evanescente, capsula ovata cernua, operculo rostro curvato, calyptra basi integra. (TAB. LI.)

HAB. Crepidines juxta Caripe, locis scopulosis, temperatis, irriguis, altitudine 480 hexapod. *Humboldt et Bonpland.* Orinoco.

Herb. Willd." Hornsch. in lit.

*** *Foliis binervibus.*

4. *H. scabriseta*; caule suberecto vage pinnatim ramoso compresso, foliis undique imbricatis late ovatis subacuminulatis binervibus, seta scabra. (TAB. LII.)

HAB. Crepidines juxta Caripe, locis scopulosis, temperatis, irriguis, altitudine 480 hexapod. *Humboldt et Bonpland.*

5. *H. pallescens*; caule suberecto vage ramoso, ramis compressis, foliis undique imbricatis ovatis obtusis minute reticulatis, basi binervibus, seta elongata, capsula subovata, calyptra multifida. (TAB. XXVIII.)

HAB. Ad ripam fluminis Orinoco prope Esmereldam, locis opacis. *Humboldt et Bonpland.*

6. *H. Langsdorffii*; caule elongato repente vage ramoso, foliis distichis compressis ovatis subacuminatis membranaceis submarginatis apice serratis, nervis duobus ante apicem evanescentibus, capsula ovata cernua, operculo hemisphaerico rostrato, calyptra basi 6-fida. (TAB. CXXI.)

HAB. Prope Rio Janeiro Braziliae legit *Cl. Langsdorf*; communicavit *D. Swainson.*

7. *H. pendula*; caule decumbente, ramis pinnatis curvatis compressis, foliis undique imbricatis ovatis basi binervibus, capsula nutante, operculo conico rostrato, calyptra carnosa pilosa basi fimbriata. (TAB. LIII.)

HAB. Regione temperata in jugis Andium. *Humboldt et Bonpland.*

8. *H. falcata*; caule procumbente, ramis erectis, foliis falcato-secundis lanceolato-longe-acuminatis serratis binervibus, capsula ovata

horizontali, operculo subulato, calyptra basi 6- vel 8-fida. (TAB. LIV.)

HAB. In convallibus Andium Granatensium inter Almaguer et Pasto, altitudine 1200—1500 hexapod. *Humboldt et Bonpland*.

Gen. XXXI. LESKEA.

Seta lateralis. *Peristomium* duplex: *ext.* e dentibus 16: *int.* membrana 16-laciniata, ciliis nullis. *Calyptra* dimidiata.

* *Capsulis* magis minusve erectis,

† *sulcatis.*

1. *L. sulcata*; caule erecto superne ramoso, ramis pinnatis, foliis undique imbricatis erectis appressis ovato-cordatis acutis striatis, nervo attingente, seta breviuscula, capsula cylindræa sulcata, operculo rostrato. (TAB. CLXIV.)

HAB. Portus Jackson, in Nova Hollandia. *D. R. Brown.*

2. *L. ericoides*; caule elongato ramoso terete, foliis arcte imbricatis erectis ovatis subacuminatis striatis enervibus integerrimis, apice recurvo, seta brevi, capsula oblonga erecta sulcata, operculo subulato. (TAB. XXVIII.)

HAB. In sinu Dusky Bay dicto, in Nova Zeelandia. *D. Menzies, 1791.*

3. *L. sciuroides*; caule decumbente, ramis compressis curvatis, foliis undique insertis patulis ovato-acuminatis serrulatis substriatis enervibus, seta breviuscula, capsula oblonga erecta sulcata. (TAB. CLXXV.)

HAB. In insula Van Diemen. *D. R. Brown.*

†† *Capsulis* levibus.

4. *L. concinna*; caule erecto bipinnato inferne nudo, foliis bifariis verticalibus stipulisque oblongis brevi-acuminatis marginatis apice serratis, nervo attingente, seta brevi, capsula erecta, operculo subulato. (TAB. XXXIV.)

HAB. In sinu Dusky Bay dicto, in Nova Zeelandia. *D. Menzies, 1791.* In insula Van Diemen. *D. R. Brown.*

5. *L. maritima*; caule erecto subsimplice, foliis undique imbricatis arcte appressis late ovatis acuminatis concavis enervibus integerrimis, seta elongata, capsula cylindræa erectiuscula. (TAB. CLXVI.)

Leskea maritima. *Burchell's MSS.*

HAB. Terrestis, in fruticetis arenosis in littore Sinus Plettenbergii, in territ. C. Bonæ Spei. *D. Burchell.*

6. *L. Bonplandii*; caule procumbente, ramis erectis, foliis secundis deltoideo-acuminatis striatis apice serrulatis, nervo ante apicem evanescente, capsula oblonga erecta, operculo subulato. (TAB. LV. sub nomine *Hookeriæ leskeoidis.*)

HAB. In sylvis Cinchonæ prope Loxam, regione temperata, altitudine 1080 hexapod. *Humboldt et Bonpland.*

I am now satisfied that I was wrong in placing this plant in the genus Hookeria. In habit it has nothing to do with it; and what I took for

a mitriform calyptra was a young dimidiate one not having acquired its proper figure.

** *Capsulis cernuis.*

7. *L. laxifolia*; caule procumbente pinnato, foliis laxè imbricatis, caulinis subdeltoideis, rameis ovatis, omnibus acuminatis, nervo ante apicem evanescente, seta scabra, capsula ovato-globosa, operculo conico-acuminato. (TAB. XXX.)

HAB. In plaga occidentali Americæ borealis. *D. Menzies*, 1791.

Gen. XXXII. HYPNUM.

Seta lateralis. Peristomium duplex: ext. e dentibus 16: int. membrana plicata 16-laciniata, ciliis alternantibus. Calyptra dimidiata.

* *Foliis bifariis.*

1. *H. laricinum*; caule erecto inferne denudato apice pinnatim ramoso, foliis bifariis verticalibus oblique ovatis submarginatis denticulatis, basi uninerviis, stipulis cordatis breviter acuminatis serratis, nervo perbrevis, capsula ovata nutante, operculo rostro curvato. (TAB. XXXV.)

HAB. Ad promontorium Bonæ Spei. *D. Menzies*, 1791. In jugis Andium regione temperata. *Humboldt et Bonpland.*

2. *H. spininervium*; caule erecto fasciculato, foliis laxis bifariis ovatis denticulatis, nervo dorso denticulato ad apicem attingente, capsula sulcata cylindræa cernua. (TAB. XXIX.)

HAB. In sinu Dusky Bay dicto, in Nova Zeelandia. *D. Menzies*, 1791.

3. *H. bifarium*; caule erecto subpinnatim ramoso, foliis distantibus bifariis lanceolatis marginatis serratis, nervo ad apicem attingente, capsula ovata horizontali, operculo rostrato curvato. (TAB. LVII.)

HAB. In sinu Dusky Bay dicto, in Nova Zeelandia. *D. Menzies*, 1791.

4. *H. subbasilare*; caule suberecto, foliis bifariam imbricatis oblongo-lanceolatis serratis, nervo sub summum apicem evanescente, capsula oblonga pendula. (TAB. X.)

HAB. Staten Land, prope Cape Horn. *D. Menzies*, 1787.

5. *H. elegans*; caule procumbente ramoso, foliis distichis ovato-lanceolatis enerviis apice subincurvis compressis, seta basilari, capsula cernua ovata, operculo conico-acuminato. (TAB. IX.)

HAB. Nootka, in plaga occidentali Americæ borealis, legit *D. Menzies*, 1787.

** *Foliis undique imbricatis.*

† *Caule erecto apice ramoso (Dendroidea).*

6. *H. Menziesii*; caule erecto, apice dense fasciculatim ramoso, ramis deflexis, foliis undique imbricatis ovatis mucronulatis apice serratis, nervo excurrente dorso denticulato, capsula cylindræa pendula, operculo conico-acuto. (TAB. XXXIII.)

HAB. In sinu Dusky Bay dicto, in Nova Zeelandia. *D. Menzies*, 1791.

7. *H. neckerioides*; caule erecto inferne denudato, sursum pinnato,

foliis undique imbricatis laxis ovatis obtusis apice serrulatis, nervo ante apicem evanescente, capsula oblongo-ovata inclinata. (TAB. LVIII.)

HAB. In sinu Dusky Bay dicto, in Nova Zeelandia. *D. Menzies*, 1791.

8. *H. Arbuscula*; caule erecto bipinnatim ramoso, foliis undique imbricatis ovatis concavis integerrimis basi obsolete binervibus, seta brevi, capsula erecta ovata. (TAB. CXII.)

Hookeria Arbuscula. *Smith in Linn. Trans. v. ix. p. 280. t. 23.*

HAB. In sinu Dusky Bay dicto, in Nova Zeelandia. *D. Menzies*, 1791.

†† *Caule plerumque procumbente vage ramoso.*

+ *Folius nervosis.*

9. *H. mnioides*; caule suberecto ramoso, foliis undique imbricatis erecto-patentibus flexuosis siccitate tortuosis lineari-lanceolatis serratis, nervo attingente, capsula suberecta ovato-cylindracea. (TAB. LXXVII.)

HAB. Staten Land prope Cape Horn. *D. Menzies*, 1787.

10. *H. stoloniferum*; caule repente inferne denudato, ramis erectis pinnatim ramosis, foliis undique imbricatis erectis ovato-ellipticis acuminatis serratis, nervo ultra medium evanescente, seta breviuscula, capsula ovata cernua. (TAB. LXXIV.)

HAB. In plaga occidentali Americae occidentalis. *D. Menzies*, 1787.

+ *Folius enervibus.*

11. *H. sterile*; caule elongato flexuoso ramoso, foliis imbricatis late-ovatis valde concavis obtusis integerrimis enervibus, capsula ovato-cylindracea erecta. (TAB. CX.)

Hypnum flexile. *Swartz Fl. Ind. Occ. p. 1830.*

Hypnum cochlearifolium. *Schwaegr. Suppl. p. 221. t. 88.*

Leskea flexilis. *Hedw. Sp. Musc. p. 234. t. 58. Schwaegr. Suppl. p. 168.*

Hookeria flexilis. *Smith in Linn. Trans. v. ix. p. 281.*

HAB. In montibus summis Jamaicae australis. *Swartz*. In sinu Dusky Bay dicto, in Nova Zeelandia. *D. Menzies*, 1791. In insula Van Diemen, *D. R. Brown*. In Australasia lectum communicavit *cl. Labillardiere*. *Schwaegr.*

12. *H. patens*; caule erecto ramoso, foliis horizontaliter patentibus undulatis rotundatis breviter acuminatis subintegerrimis, nervo tenuissimo fere obsolete. (TAB. LVI.)

HAB. In convallibus Andium Granatensium inter Almaguer et Pasto, altitudine 1200—1500 hexapod. *Humboldt et Bonpland.*

13. *H. andicolum*; caule breviusculo vage bipinnatim ramoso, foliis undique imbricatis ovato-lanceolatis acuminatis obscure serrulatis enervibus, capsula ovato-cylindracea erecta, operculo rostrato. (TAB. LXXXIII.)

HAB. In crepidinibus Andium inter Tulcan et Quito. *Humboldt et Bonpland.*

14. *H. elegantulum*; caule elongato repente pinnatim ramoso, foliis patentibus late ovatis acuminatis serratis enervibus, seta elongata, capsula ovato-cylindracea cernua, operculo rostrato. (TAB. LXXXIV.)

HAB. Vallis de Aragua (Prov. Venezuel.) America meridionali. *Humboldt et Bonpland.*

*** *Foliis falcato-secundis.*

† *Foliis uninerviis vel basi binerviis.*

15. *H. crispifolium*; caule repente pinnatim ramoso, foliis flaccidis falcato-secundis, caulinis deltoideis, rameis ovato-lanceolatis, omnibus serratis flexuosis longe acuminatis, seta scabra, capsula ovata cernua. (TAB. XXXI.)

HAB. In plaga occidentali Americæ borealis. *D. Menzies, 1791.*

16. *H. robustum*; caule suberecto ramoso, foliis densissime imbricatis ovato-acuminatis falcato-secundis striatis transversim rugosis, apice subserrulatis, basi binerviis, seta breviuscula, capsula ovato-oblonga cernua. (TAB. CVIII.)

HAB. In plaga occidentali Americæ septentrionalis. *D. Menzies, 1793.*

†† *Foliis enerviis.*

17. *H. tenuirostre*; ramis erectis, foliis falcato-secundis ovatis longe acuminatis subintegerrimis enerviis, capsula oblongo-ovata cernua, operculo longirostrato. (TAB. CXI.)

HAB. In sinu Dusky Bay dicto, in Nova Zeelandia. *D. Menzies, 1791.*

18. *H. circinale*; caule repente dense pinnatim ramoso, foliis lanceolato-subulatis subserratis secundis circinalibus enerviis, seta breviuscula, capsula ovata cernua, operculo conico. (TAB. CVII.)

HAB. Arboribus in plaga occidentali Americæ meridionalis. *D. Menzies, 1793.*

HEPATICÆ.

Gen. I. JUNGERMANNIA.

Receptaculum fructus commune nullum. *Capsula* pedunculo calyce longiore insidens, quadrivalvis. *Columella* nulla.

A. FOLIOSÆ.

† *Exstipulata.*

α. *Foliis multifariam imbricatis.*

1. *J. quadripartita*; caule erecto subdichotome ramoso flexuoso, foliis distantibus erecto-patulis 4-partitis, segmentis capillaribus integerrimis vel basi sublacinatis. (TAB. CXVII.)

HAB. In insula Staten Land dicta prope Cape Horn. *D. Menzies, 1787.*

2. *J. scolopendra*; caule erecto pinnatim ramoso, ramis deflexis attenuatis, foliis oblongis bifidis, segmentis bifidis, calyce laterali foliaceo. (TAB. XL.)

HAB. In sinu Dusky Bay dicto, in Nova Zeelandia. *D. Menzies, 1791.*

b. *Folius bifaris:** *Folius integris.*

3. *J. saccata*; caule procumbente, ramis erectis, foliis ovato-quadratis denticulatis, fructu terminali, calycibus oblongis carnosis pendulis. (TAB. XVI.)

HAB. In sinu Dusky Bay dicto. *D. Menzies*, 1791.

4. *J. falcata*; caule subrepente, ramis erectis attenuatis insigniter falcatis, foliis erectis appressis rotundatis denticulatis, calyce laterali ex inferna parte caulis oblongo carnosio, basi squamosa, seta longissima. (TAB. LXXXIX.)

HAB. In sinu Dusky Bay dicto, in Nova Zeelandia. *D. Menzies*, 1791.

5. *J. adiantoides*; caule repente, ramis erectis divisis, foliis horizontalibus dimidiato-ovatis denticulato-ciliatis, calyce terminali urceolato, ore compresso fimbriato, seta brevi. (TAB. XC.)

J. adiantoides. *Swartz Fl. Ind. Occ.* p. 1842.

J. annotina. *Menzies' MSS.*

HAB. In summis montibus Jamaicae locis subhumidis umbris. *D. O. Swartz.* In sinu Dusky Bay dicto, in Nova Zeelandia. *D. Menzies*, 1791.

6. *J. conjugata*; caule repente, ramis erectis divisis, foliis erectis appressis rotundatis spinuloso-dentatis oppositis atque basi per paria connatis, calyce terminali urceolato, ore compresso ciliato spinoso-dentato, seta brevi. (TAB. XCI.)

HAB. In sinu Dusky Bay dicto, in Nova Zeelandia. *D. Menzies*, 1791.

7. *J. ramosissima*; caule erecto elongato subfastigiatim ramoso, foliis arcte imbricatis ovato-rotundatis spinuloso-dentatis, calyce terminali urceolato, ore compresso ciliato-spinoso, seta brevi. (TAB. XCII.)

HAB. In sinu Dusky Bay dicto, in Nova Zeelandia. *D. Menzies*, 1791.

8. *J. gigantea*; caule ascendente fastigiatim ramoso, foliis distichis rotundato-quadratis denticulato-ciliatis, calyce terminali oblongo, ore dilatato compresso ciliato, seta breviuscula. (TAB. XCIII.)

HAB. In sinu Dusky Bay dicto, in Nova Zeelandia. *D. Menzies*, 1791.

9. *J. repanda*; caule repente ramoso, ramis erectis, foliis exacte distichis arcte imbricatis horizontalibus oblongo-ovatis planis, basi decurrentibus, omnino integerrimis. (TAB. LXXXVI.)

J. repanda. *Schwaegr. Hist. Musc. Hepat. Prodr.* p. 26.

HAB. In insula Franciae. *D. Aubert du Petit Thouars.*

** *Folius bilobis.*

10. *J. pinnatifolia*; caule erecto ramoso, foliis dense imbricatis ciliatis conduplicatis, lobis inciso-pinnatis, calyce terminali oblongo quadrifido, segmentis inciso-pinnatis ciliatis. (TAB. CXIV.)

HAB. In sinu Dusky Bay dicto, in Nova Zeelandia. *D. Menzies*, 1791.

11. *J. densifolia*; caule erecto subsimplice, foliis dense imbricatis ciliatis conduplicatis profunde bilobis, segmentis æqualibus oblongis. (TAB. XXXVI.)

HAB. Staten Land Americæ meridionalis. *D. Menzies*, 1787.

*** *Foliis auriculatis.*

12. *J. sphagnoides*; caule adscendente ramoso, foliis imbricatis lanceolatis denticulatis convexis, basi subtus auriculatis, auricula oblonga inflata, calyce laterali oblongo plicato apice denticulato. (TAB. XLVII.)

J. sphagnoides. *Rich. MSS. Schwaegr. Hist. Musc. Hepat. Prodr. p. 33.*

HAB. In insula Sanctæ Helenæ. *D. Menzies*, 1795; et *D. Burchell.*

In insula Franciæ et Borboniæ legit *Aubert du Petit Thouars.*

†† *Stipulate.*

a. *Foliis integris vel apice magis minusve emarginatis.*

13. *J. horizontalis*; caule elongato subramoso, foliis distichis horizontalibus ovato-quadratis decurrentibus, basi superiore dilatata, stipulis minutis sublunulatis, calyce laterali, ex inferiore parte caulis, oblongo-ovato, ore laciniato. (TAB. XCVI.)

HAB. In Staten Land Americæ meridionalis. *D. Menzies*, 1787.

14. *J. Billardieri*; caule erecto dichotome ramoso, foliis arcte imbricatis ovatis spinuloso-denticulatis, stipulis magnis transversim oblongis denticulatis. (TAB. LXI.)

J. Billardieri. *Schwaegr. Musc. Hepat. Prodr. p. 19.*

HAB. In sinu Dusky Bay dicto, in Nova Zeelandia. *D. Menzies*, 1791. In insula Van Diemen. *D. La Billardiere.*

15. *J. sinuosa*; caule elongato erecto subramoso, foliis distichis horizontalibus oblongis decurrentibus bidentatis, margine superiore undulato, stipulis 5-fidis segmentis laciniatis, calyce laterali, ex inferiore parte caulis, ovato, ore ciliato. (TAB. CXIII.)

HAB. In sinu Dusky Bay dicto, in Nova Zeelandia. *D. Menzies*, 1791.

16. *J. serrulata*; caule erecto dichotomo, foliis distichis vel secundis subrotundatis subconduplicatis spinuloso-dentatis apice emarginatis, stipulis magnis rotundatis convexis spinuloso-dentatis apice emarginatis, calyce cylindræo, ore dentato. (TAB. LXXXVIII.)

J. serrulata. *Swartz Fl. Ind. Occ. p. 1854. Schwaegr. Hist. Musc. Hepat. Prodr. p. 19.*

J. Aubertii ejusd. op. p. 19.

HAB. In subhumidis umbrosis montium altissimorum Jamaicae. *Swartz.* In insula Franciæ. *D. Aubert du Petit Thouars.*

17. *J. coalita*; caule repente vage ramoso, foliis distichis horizontalibus ovato-quadratis, apice bidentatis, stipulis iis coadunatis 5—6-dentatis, calyce, ex parte inferiore caulis, obovato attenuato, ore 4-dentato. (TAB. CXXIII.)

HAB. In sinu Dusky Bay dicto, in Nova Zeelandia. *D. Menzies*, 1791.

V. *Foliis varie fissis.** *Foliis subæqualiter bilobis.*

18. *J. squarrosa*; caule elongato erecto subsimplice squamoso, foliis densissime imbricatis distichis squarrosis subquadratis undulatis, lobis cuspidatis integerrimis vel unidentatis, stipulis magnis bifidis segmentis ovatis cuspidatis, margine laciniatis. (TAB. LXXVIII.)

J. squarrosa. *Menzies' MSS.*

HAB. In sinu Dusky Bay dicto. *D. Menzies, 1787.*

19. *J. fimbriata*; caule elongato erecto subsimplice squamoso, foliis densissime imbricatis distichis squarroso-recurvis bifidis, segmentis ovatis cuspidatis ciliato-spinosis, stipulis bifidis segmentis lanceolatis recurvis ciliato-spinosis, calyce terminali oblongo plicato. (TAB. LXXIX.)

J. fimbriata. *Richard MSS.*

HAB. In insula Borboniæ. *D. Prof. Richard.*

20. *J. lamellata*; caule erecto diviso, foliis dense bifariam imbricatis horizontalibus conduplicatis, lobis ovatis dorso lamellatis, lamellis spinoso-dentatis, apice inciso-pinnatifidis, laciniis denticulatis, stipulis bilobis spinoso-dentatis. (TAB. XLIX.)

HAB. Staten Land, prope Terram del Fuego, Americæ meridionalis. *D. Menzies, 1787.*

** *Foliis inæqualiter bilobis.*

21. *J. nobilis*; caule suberecto flexuoso, foliis arcte bifariam imbricatis horizontalibus, lobis ovatis ciliato-dentatis conduplicatis verticalibus, stipulis rotundatis emarginatis ciliatis, calyce oblongo compresso, ore laciniato, laciniis ciliato-dentatis. (TAB. XI.)

HAB. Dusky Bay, in Nova Zeelandia. *D. Menzies, 1791.*

22. *J. glaucescens*; caule erecto, foliis bifariis horizontalibus pubescentibus, lobis conduplicatis ovatis, stipulis quadrifidis, calyce terminali foliaceo. (TAB. XXXIX.)

HAB. In sinu Dusky Bay dicto, in Nova Zeelandia. *D. Menzies, 1791.*

23. *J. lanata*; caule erecto compresso pinnatim ramoso, foliis bifariis horizontalibus, lobis conduplicatis stipulisque ciliato-multifidis, calyce oblongo pubescente. (TAB. CXVI.)

HAB. In sinu Dusky Bay dicto, in Nova Zeelandia. *D. Menzies, 1791.*

24. *J. crispata*; caule procumbente pinnatim ramoso, foliis bifariis integerrimis crispatis, lobis superioribus majoribus ovatis, inferioribus ligulatis, stipulis cordatis. (TAB. CXLIII.)

HAB. In umbrosis montis Quindiu ad radices *Quercus Granatensis* juxta la Guebrada de Tørha, altit. 1050 hexapod. *Humboldt et Bonpland.*

25. *J. flagellifera*; caule erecto pinnatim ramoso, ramis flagelliformibus, foliis distiche imbricatis conduplicatis, lobis lobulisque ovato-lanceolatis acutis integerrimis, stipulis ovatis acute bifidis basi utrinque unidentatis. (TAB. LIX.)

HAB. In sinu Dusky Bay dicto, in Nova Zeelandia. *D. Menzies*, 1791.

26. *J. filicina*; caule erecto pinnatim ramoso, lobis superioribus majoribus ovatis acutiusculis apice serratis, inferioribus minutis subrotundatis conduplicatis, stipulis obovato-quadratis serratis, calycibus lateralibus oblongo-obcordatis apiculatis. (TAB. CXLII.)

Jungermannia filicina. *Swartz Fl. Ind. Occ. p. 1866. Schwaegr. Musc. Hepat. Prodr. p. 18.*

HAB. In frigidis scopulosis montis Saragaru, prope Alto de Pulla, Loxam inter et Onam, altitud. 1564 hexapodarum. *Humboldt et Bonpland.*

27. *J. appendiculata*; caule suberecto, foliis dense bifariam imbricatis horizontalibus, lobis verticalibus ovatis, posterioribus apicem versus pinnato-incisis serratis, anterioribus serratis posterioris lobi paginae affixis. (TAB. XV.)

HAB. Dusky Bay, in Nova Zeelandia. *D. Menzies*, 1791.

28. *J. Thouarsii*; caule ascendente, foliis bifariam imbricatis horizontalibus, lobis verticalibus ovatis spinoso-denticulatis, minoribus majoris lobi paginae affixis, stipulis quadratis emarginatis denticulatis. (TAB. XLVIII.)

HAB. Insula Franciae. *D. Aubert du Petit Thouars.*

*** *Foliis quadrifidis.*

29. *J. pulchella*; caule elongato erecto subsimplice, foliis bifariis distichis subquadratis quadri-lobis pulcherrime ciliatis, stipulis latis 5—6-lobis ciliatis, calyce terminali oblongo plicato, ore ciliato. (TAB. XCIV.)

HAB. In sinu Dusky Bay dicto, in Nova Zeelandia. *D. Menzies*, 1791.

30. *J. pendulina*; caule erecto pinnatim ramoso, ramis pendulis flagelliformibus, foliis superne imbricatis stipulisque valde concavis rotundatis quadrifidis. (TAB. LX.)

HAB. In sinu Dusky Bay dicto, in Nova Zeelandia. *D. Menzies*, 1791.

31. *J. microphylla*; caule erecto pinnatim ramoso, ramis pendulis capillaribus, foliis distantibus oblongo-quadratis, stipulisque lato-quadratis, minutis planis quadrifidis. (TAB. LXXX.)

J. sertularioides. Menzies MSS.

HAB. In sinu Dusky Bay dicto, in Nova Zeelandia. *D. Menzies*, 1791. Ex insula Guadaloupe miserunt *Prof. O. Swartz et D. Palisot de Beauvois.*

*** *Foliis auriculatis.*

32. *J. lobulata*; caule repente ramoso, foliis ovato-rotundatis, auriculis rotundatis folio vix minoribus, stipulis rotundatis planis emarginatis, calyce oblongo-ovato laevi triangulari. (TAB. CXIX.)

HAB. In insula Staten Land dicta, prope Cape Horn. *D. Menzies*, 1787.

33. *J. clavigera*; caule repente bipinnatim ramoso, foliis rotundatis acutis integerrimis, auriculis bifidis, segmento uno claviformi, altero

oblongo planiusculo, stipulis quadrifidis margine revolutis integerrimis, ramorum segmentis duobus intermediis claviformibus saccatis, calyce axillari folioso, foliis integerrimis. (TAB. LXX.)

HAB. In sinu Dusky Bay dicto, in Nova Zeelandia. *D. Menzies*, 1791.

34. *J. palpebrifolia*; caule repente bipinnatim ramoso, foliis rotundatis ciliato-spinosis, auriculis bifidis, segmento uno claviformi, altero bi-trifido, stipulis quadrifidis ciliato-laciniatis, ramorum segmentis duobus claviformibus, calyce axillari folioso, foliis ciliatis. (TAB. LXXI.)

HAB. In sinu Dusky Bay dicto, in Nova Zeelandia. *D. Menzies*, 1791.

35. *J. magellanica*; caule repente tripinnatim ramoso, foliis ovato-rotundatis ciliato-spinosis, auriculis bifidis, segmentis oblongis ciliatis, uno sæpissime claviformi, stipulis late ovatis emarginatis margine recurvis (ramulorum bifidis laciniatis rarius claviformibus), calyce oblongo, ore dentato. (TAB. CXV.)

J. magellanica. *Lam. Encycl. Bot. v. iii. p. 28. Schwaegr. Musc. Hepat. Prodr. p. 14. t. 1.*

J. elegans. *Richard MSS.*

HAB. In freto Magellanico. *Commerson*. In Staten Land prope Cape Horn. *D. Menzies*, 1787.

36. *J. Menziesii*; caule repente dense bipinnatim ramoso, foliis rotundatis ciliatis, auriculis oblongis ciliatis claviformibus, stipulis quadrifidis ciliatis, ramorum segmentis duobus claviformibus. (TAB. CXVIII.)

HAB. In insula Staten Land dicta, prope Cape Horn. *D. Menzies*, 1787.

B. FRONDOSÆ.

37. *J. Phyllanthus, stipitata*; frondibus ovato-lanceolatis simplicibus nervosis integerrimis, fructu e costa superiore frondis basin versus, calyce duplice, ext. parvo squamoso, int. oblongo cylindraceo carnosio. (TAB. XCV.)

HAB. In sinu Dusky Bay dicto, in Nova Zeelandia. *D. Menzies*, 1791.

38. *J. rhizobola, stipitata*; frondibus oblongis dichotomis nervosis marginatis denticulatis, apice longissime attenuato radicante. (TAB. LXXXVII.)

J. rhizobola. *Schwaegr. Musc. Hepat. Prodr. p. 31.*

HAB. In insula Borboniæ. *D. Aubert du Petit Thouars*.

39. *J. flabellata, stipitata*; frondibus suborbiculatis palmatis dichotome radiatis nervosis integerrimis, fructu in dichotomiarum axillis, calyce duplice, ext. brevi bilabiato, int. oblongo-cylindraceo, ore laciniato. (TAB. XIII.)

Jungermannia flabellata. *Labill. Fl. Nov. Holl. v. iii. p. 109. t. 254. f. 1.*

HAB. In capite Van Diemen. *Labillardiere*. In sinu Dusky Bay dicto, in Nova Zeelandia, *D. Menzies*, 1791.

40. *J. Hymenophyllum, stipitata*; frondibus palmatis dichotomis nervosis denticulatis, fructu in dichotomiarum axillis, calyce duplice; ext. squama exigua dentata; int. oblongo-cylindraco, ore dentato. (TAB. XIV.)

HAB. In sinu Dusky Bay dicto, in Nova Zeelandia. *D. Menzies*, 1791.

41. *J. eriocaula*; caudice compresso lineari pubescente, frondibus alternis ovatis bipinnatis, pinnis angustis linearibus glabris, nervo crasso, fructu axillari, calyce nullo (?), corolla lineari-oblonga carnosissima. (TAB. LXXII.)

HAB. In sinu Dusky Bay dicto, in Nova Zeelandia. *D. Menzies*, 1791.

42. *J. fucoides*; caudice compresso lineari glabro, frondibus alternis ovatis subpinnatis, pinnis latiusculis linearibus, nervo subangusto (fructu axillari, corolla terete longiuscula carnosissima. *Sw.*). (TAB. LXXXV.)

J. fucoides. *Swartz Fl. Ind. Occ.* p. 1872.

HAB. Inter muscos in depressis umbrosis montium altissimorum Jamaicae australis. *D. O. Swartz.*

Gen. II. MONOCLEA.

Receptaculum fructus commune nullum. *Capsula* pedunculo calyce longiore insidens, univalvis, hinc longitudinaliter dehiscens. *Columella* nulla.

1. *M. Forsteri.* (TAB. CLXXIV.)

Anthoceros univalvis. *G. Forster's MSS.*

HAB. Insulae australes. *D. G. Forster* (in *Herb. Lambert*).

PROBATION DEPARTMENT

STATE OF CALIFORNIA

PROBATION DEPARTMENT

PROBATION DEPARTMENT

ALPHABETICAL INDEX

TO THE

FIRST AND SECOND VOLUMES.

ANICTANGIUM <i>bulbosum</i> . . .	TAB. 163	DICRANUM <i>vaginatam</i> . . .	TAB. 141
————— <i>Hornschuchianum</i>	103	DIDYMODON <i>gracile</i> . . .	5
————— <i>repens</i> . . .	106	————— <i>splachnifolium</i> . . .	76
————— <i>setosum</i> . . .	8	————— <i>squarrosum</i> . . .	150
————— <i>torquatum</i> . . .	41	DREPANOPHYLLUM <i>fulvum</i> . . .	145
<i>Anthoceros univalvis</i> . . .	174	FABRONIA <i>australis</i> . . .	160
BARTRAMIA <i>affinis</i> . . .	176	————— <i>polycarpa</i> . . .	3
————— <i>longifolia</i> . . .	68	<i>Fissidens falcifolius</i> . . .	82
————— <i>Menziesii</i> . . .	67	<i>Glyphocarpa capensis</i> . . .	165
————— <i>pendula</i> . . .	21	GRIMMIA <i>atrata</i> . . .	100
————— <i>quadrata</i> , (v. App.		————— <i>campestris</i> . . .	129
p. 2.) . . .	182	————— <i>fontinaloides</i> . . .	2
————— <i>tomentosa</i> . . .	19	————— <i>fusco-lutea</i> . . .	63
BRYUM <i>bartramioides</i> . . .	18	————— <i>longirostris</i> . . .	62
————— <i>curvulum</i> . . .	99	GYMNOSTOMUM <i>capense</i> . . .	165
————— <i>demissum</i> . . .	99	————— <i>gracile</i> . . .	22
————— <i>orthodontum</i> . . .	136	————— <i>inclinans</i> . . .	168
————— <i>Umbraculum</i> . . .	133	————— <i>involutum</i> . . .	154
CALYMPERES <i>Gardneri</i> . . .	146	————— <i>julaceum</i> . . .	42
<i>Catharinea glabrata</i> . . .	81	————— <i>Leptostomum</i> . . .	169
<i>Cyathophorum pteridioides</i> . . .	163	————— <i>Menziesii</i> . . .	6
DAWSONIA <i>polytrichoides</i> . . .	162	————— <i>quadratum</i> (v.	
DICRANUM <i>concolor</i> . . .	138	t. 165) . . .	132
————— <i>densum</i> . . .	140	————— <i>xanthocarpum</i> . . .	153
————— <i>falcifolium</i> , (v.t.145)	82	HEDWIGIA <i>Hornschuchiana</i> . . .	103
————— <i>flexifolium</i> . . .	144	————— <i>Humboldtii</i> . . .	137
————— <i>fragile</i> . . .	134	————— <i>secunda</i> . . .	62
————— <i>fulvum</i> . . .	149	————— <i>Schmidtii</i> . . .	170
————— <i>longisetum</i> . . .	139	HOOKEBIA <i>falcata</i> . . .	54

<i>HOOKERIA flexilis</i>	110	<i>JUNGERMANNIA flagellifera</i>	59
——— <i>Langsdorfii</i>	121	——— <i>fucoides</i>	85
——— <i>leskeoides</i> (v. App. p. 18.)	55	——— <i>gigantea</i>	93
——— <i>pallescens</i>	38	——— <i>glaucescens</i>	39
——— <i>pendula</i>	53	——— <i>horizontalis</i>	96
——— <i>pennata</i>	163	——— <i>Hymenophyllum</i> 14	
——— <i>quadrifaria</i>	109	——— <i>lamellata</i>	49
——— <i>radiculosa</i>	51	——— <i>lanata</i>	116
——— <i>scabriseta</i>	52	——— <i>lobulata</i>	119
——— <i>splachnoides</i>	173	——— <i>Magellanica</i>	115
<i>HYPNUM andicolum</i>	83	——— <i>Menziesii</i>	118
——— <i>bifarium</i>	57	——— <i>microphylla</i>	80
——— <i>crispifolium</i>	31	——— <i>nobilis</i>	11
——— <i>elegans</i>	9	——— <i>palpebrifolia</i>	71
——— <i>elegantulum</i>	84	——— <i>pendulina</i>	60
——— <i>flexile</i>	110	——— <i>Phyllanthus</i>	95
——— <i>lagurum</i>	126	——— <i>pulchella</i>	94
——— <i>laricinum</i>	35	——— <i>quadripartita</i>	117
——— <i>Menziesii</i>	33	——— <i>ramosissima</i>	92
——— <i>mnioides</i>	77	——— <i>repanda</i>	86
——— <i>neckeroides</i>	58	——— <i>rhizobola</i>	87
——— <i>patens</i>	56	——— <i>saccata</i>	16
——— <i>robustum</i>	108	——— <i>Scolopendra</i>	40
——— <i>spininervium</i>	29	——— <i>serrulata</i>	88
——— <i>stoloniferum</i>	74	——— <i>sinuosa</i>	113
——— <i>subbasilare</i>	10	——— <i>sphagnoides</i>	47
<i>JUNGERMANNIA adiantoides</i>	90	——— <i>squarrosa</i>	78
——— <i>Aubertii</i>	88	——— <i>Thouarsii</i>	48
——— <i>appendiculata</i>	15	<i>Leptostomum erectum</i>	169
——— <i>Billardieri</i>	61	——— <i>gracile</i>	22
——— <i>clavigera</i>	70	——— <i>inclinans</i>	168
——— <i>coalita</i>	123	——— <i>Menziesii</i>	6
——— <i>conjugata</i>	91	<i>LESKEA Bonplandii</i> (v. App. p. 18.)	55
——— <i>crispata</i>	143	——— <i>concinna</i>	34
——— <i>densifolia</i>	36	——— <i>ericoides</i>	28
——— <i>elegans</i>	115	——— <i>flexilis</i>	110
——— <i>eriocaula</i>	72	——— <i>laxifolia</i>	30
——— <i>falcata</i>	89	——— <i>maritima</i>	166
——— <i>filicina</i>	142	——— <i>pennata</i>	163
——— <i>fimbriata</i>	79	——— <i>sciuroides</i>	178
——— <i>flabellata</i>	13	——— <i>sulcata</i>	164

LEUCODON calycinus	17	PHASCUM nervosum	105
—— lagurus	126	POLYTRICHUM angustatum	50
—— pallidus	172	—— giganteum	65
LEUCODON rugosus	20	—— glabratum	81
—— tomentosus	37	—— lævigatum	81
LYELLIA crispa	161	—— longisetum	66
Meesia demissa	99	—— tenuirostre	75
Mnium pendulum	21	PTEROGONIUM aureum	147
—— tomentosum	19	—— flavescens	155
MONOCLEA Forsteri	174	—— myurum	148
NECKERA acuminata	151	—— pulchellum	4
—— abietina	7	PTERIGOPHORUM pennatum	163
—— affinis	122	SCLOTHEIMIA sulcata	156
—— composita β	122	SPLACHNUM octoblepharum	167
—— crispatula	152	—— scabrisetum	32
—— dendroides	69	—— squarrosum	136
—— filamentosa	158	SYSTILIUM splachnoides	98
—— fuscescens	157	TAYLORIA splachnoides	173
—— longirostris	1	TORTULA flexuosa	125
—— longiseta	43	—— indica	135
—— planifolia	23	—— membranifolia	26
—— setosa	8	—— pilifera	12
OCTOBLEPHARUM serratum	136	—— recurvata	130
Orthodon	136	TRICHOSTOMUM indicum	135
ORTHOTRICHUM apiculatum	45	—— perichæetiale	73
—— gracile	27	—— vaginatum	64
—— longifolium	44	VOITIA nivalis	97
—— longipes	24	WEISSIA ciliata	171
—— longirostre	25	—— elongata	102
—— prorepens	120	—— Martiana	104
—— rugifolium	128	—— Mielichoferi	105
—— Swainsoni	127	—— pomiformis	135
—— urceolatum	124	ZYGODON obtusifolium	159

FINIS VOLUMINIS SECUNDI.

ERRATA.

Sub *Octoblepharum serratum*, t. CXXXVI. . 39, for *mitriform calyptra* read *dividiate*.

Sub *Hypnum laricinum*, t. XXXV. l. 5, for *erectis* read *ovatis*.

Sub *Jungermannia coalita*, t. CXXIII. l. 6, for *obovata basi attenuata* read *obovato basi attenuato*.