


Rec Dec 25
Am OC

Ithaca, N.Y. -
Dec. 22 1879

I find you a specimen of
Vitis, of the V. riparia form
as I suppose.

The specimens found
in this region seem to
belong to the type of
the broad truncate sinus,
so far as we have noticed:
although until within a
year I had been accus-
-tomed to class ~~ing~~ all
there as well as the other
form as V. cordifolia.



0 1 2 3 4 5 6 7 8 9 10

cm

copyright reserved




MISSOURI
BOTANICAL
GARDEN

I shall examine more carefully
next year into the other
forms - as well as those
in New Eng. which I remem-
ber to have seen, but can
not now tell certainly
how to class ~~them~~.

Of course this ^{specimen} only affords
a single additional proof
in regard to the general law
of the distribution of this species through
the Middle States.

Thank you for your note
in regard to Wolffia. I believe
I had seen all the references
of which you spoke, relating
to its distribution. I thought
considering its comparative
infrequency, a new locality
might be interesting to you.
Very respectfully yours
William R. Dudley

MISSOURI BOTANICAL
GEORGE ENGELMANN PAPERS



0 1 2 3 4 5 6 7 8 9 10

cm

copyright reserved



MISSOURI
BOTANICAL
GARDEN

BOTANICAL LABORATORY,
CORDELL UNIVERSITY,

Ithaca, New York,

Rec May 3^d
as --

Apr 20 1873

Dr Geo. Engelmann

My Dear Sir

May I trouble
you to look at two *Cuscutas*
No. 1. is from near Ithaca, growing
as you see on *Aster undulatus*
I have no fruit. From inflexed
corolla lobes. abortive scales etc
it has seemed to me ^{you} *C. inflexa*.

No. 2. is growing on *Mentha piperita*
~~which~~ was collected near shore of
Cayuga Lake. (in a dry place) near
Union Springs N.Y. I believe
there are a few flowers on it



0 1 2 3 4 5 6 7 8 9 10

cm

copyright reserved



MISSOURI
BOTANICAL
GARDEN

MISSOURI BOTANICAL GARDEN
GEORGE ENGELMANN PAPERS

MISSOURI BOTANICAL GARDEN

Apr 25 1859

Apr 25 1859

Mr Wm Engelmann

My dear Sir

I have the honor to acknowledge the receipt of your letter of the 20th inst. in relation to the specimens of *Asplenium platyneuron* which you were good enough to send me. I have examined them and find them to be the same as those which I have seen in your collection. I have also seen a specimen of *Asplenium platyneuron* in the collection of the University of Michigan, which I have also seen in your collection. I have also seen a specimen of *Asplenium platyneuron* in the collection of the University of Michigan, which I have also seen in your collection.



0 1 2 3 4 5 6 7 8 9 10
cm copyright reserved



MISSOURI
BOTANICAL
GARDEN

It was collected Oct, last.

In this the scale is oblong
and is sparsely fringed. As I
found it so late I was
unable to procure better
flowers.

Hoping you will
pardon the poverty of
the specimens


I am yours

Very resp. fy

William R Dudley

Ithaca

Ny.



0 1 2 3 4 5 6 7 8 9 10

cm

copyright reserved



MISSOURI
BOTANICAL
GARDEN

[Faint, illegible handwritten text]

MISSOURI BOTANICAL GARDEN
GEORGE ENGELMANN PAPERS

[Faint, illegible handwritten text]



0 1 2 3 4 5 6 7 8 9 10

cm

copyright reserved



MISSOURI
BOTANICAL
GARDEN

Rec May 14

BOTANICAL LABORATORY,
CORDELL UNIVERSITY,

9

Ithaca, New York,
May 10, 1883


Dr. Engelmann.

My Dear Sir

Your favor

in regard to the Cuscutas
was rec'd and I am obliged,
greatly, for your kindness in
looking at them.

I enclose a sketch of the
C. tenuiflora, made last
fall. It is a copy and therefore
you need not return it. It
shows some of the features
as I made them out at
the time, with tolerable accuracy
I believe. I saw it fell in



0 1 2 3 4 5 6 7 8 9 10

cm

copyright reserved



MISSOURI
BOTANICAL
GARDEN

BOTANICAL DEPARTMENT
 COLUMBIA UNIVERSITY

I have not seen of it
 the Chrysomelid Steph. 10445
 for which I have
 the Chrysomelid Steph. 10445
 of the Chrysomelid Steph. 10445
 in regard to the
 we will find I am
 looking for your kindness in
 looking at them.
 I enclose a sketch of the
C. tenellus which I
 find. It is a very
 for me and return it.
 have some of the
 as I make them out of
 the time, with terrible
 I believe, I am I'll

line with C. tenuiflora, but
as I was not aware of either
this or C. inflexa ranging so
far N.E. as this, I felt too
uncertain, in view of the freshness
of the specimens, to even
suggest this in my letter.

I enclose to you
an article on Mitchella
repens, Please accept
with regards,

Very resp^{ly}

William R. Dudley



0 1 2 3 4 5 6 7 8 9 10
cm

copyright reserved



MISSOURI
BOTANICAL
GARDEN

[Faint, mirrored handwriting, likely bleed-through from the reverse side of the page]

MISSOURI BOTANICAL GARDEN
GEORGE ENGELMANN PAPERS



0 1 2 3 4 5 6 7 8 9 10

cm copyright reserved



MISSOURI
BOTANICAL
GARDEN