



MISSOURI BOTANICAL GARDEN  
PETER H. RAVEN LIBRARY



GEORGE ENGELMANN  
BOTANICAL NOTEBOOKS

*Pagination Note:*

*Since many of the items lack a specific page number, the page number displayed online refers to the sequentially created number each item was given upon cataloging the materials.*



Berlin 5/57

Euphorbia

Gussone Fl. Sicul synopsis. I.

p. 531. E. Preslii Guss. Prodr. I. p. 539.  
 = androsacmifolia Presl del Pr. 57. maculata Pol.  
 Fl. v. 2. 38. P. trinervis Presl Fl. Ital. 5. 37  
hypericifolia Jan. elench. p. 7. — Sua tetragona rugosa  
 f. rupestris et prostrata  
 a hypericifolia distincta!

— C. Chamussye & P. canescens.  
 532 P. perforata Guss. Prodr. I. 540. glabra prostrata  
 fol. ellipt. suborbiculata, obliq. subintegerrimis  
 peltatis - punctatis; fl. solitarii axillari,  
 2-bracteati cupulae aequalis calycibusque  
 pilosis sem. albidis corrugatis subtetragonis  
 [ prostrata Ait. ? ] = Lepidosia maritima  
P. Peplis. — forma of Chamussye from which it  
 is said to be distinguished by the 2 bracteae  
 pedunculatae.

Gussone, Prodr. Fl. Sicul., Neap. 1827.

vol. 1.

p. 291 C. alba  
C. Githyia.

p. 539. Euph. Preslii n. sp. in. Fl. Sicul. t. 227. f. 1.

C. Chamussye

540. P. perforata n. sp.



0 1 2 3 4 5 6 7 8 9 10

cm

copyright reserved



MISSOURI  
BOTANICAL  
GARDEN



*[Faint, mostly illegible handwritten text, likely bleed-through from the reverse side of the page.]*

MISSOURI BOTANICAL GARDEN  
 GEORGE ENGELMANN PAPERS

*[Faint handwritten notes and possibly a small sketch or diagram, partially obscured by bleed-through.]*



0 1 2 3 4 5 6 7 8 9 10  
 cm

copyright reserved



MISSOURI  
 BOTANICAL  
 GARDEN



11.) Link enum. alt. Hort Bot Berol II. p. 11 1822

Cuph. maculata - "capsulae leuissime glabrae,  
aribus subrotundatis" - Ann. sept.

# E. pruinifera W. E. ~~II.~~ - ~~E. procumbens W. E. II.~~

(caule prostrato glabro, foliis inequaliter orbibus  
dentis ciliatis glabriusculis capsulis glabris. Herb. ....  
~~Abulden affinis~~ de procumbenti nec nisi  
glabrescente diversa.

E. procumbens DC Monsp. III. = E. procumbens  
W. E. p. 27. pulis hirtus, fol 6" l. 4" lat. capsulis  
hirtis differt. -

Schlecht - Linnaea V. p. 82 sagt:

E. procumbens Link. En. alt. 2. p. 11

is = E. maculata W. Hb. 9270

= Schieder's NB 47.

# common now (1858) - Hort Bot Berlin!

is = E. pseudo-hammeyae



0 1 2 3 4 5 6 7 8 9 10

cm

copyright reserved



MISSOURI  
BOTANICAL  
GARDEN



1822  
 ...  
 ...  
 ...  
 ...  
 ...  
 ...  
 ...  
 ...  
 ...  
 ...

MISSOURI BOTANICAL GARDEN  
GEORGE ENGELMANN PAPERS

...  
 ...  
 ...  
 ...  
 ...  
 ...  
 ...  
 ...  
 ...



0 1 2 3 4 5 6 7 8 9 10  
cm copyright reserved



MISSOURI  
BOTANICAL  
GARDEN



*Euph. humifusa* O. D. foliis subtus glauca caulisque  
glaber, petala alba obsolete emarginata tridentata  
Fructus glaber O. T

Willd. Suppl. p. 27.

This is from:

Willdenow. Enumeratio Plant. Hort. Berol. Supplem.

Berolin: 1813 (after Willdenow's death)  
p. 27

It is impossible to judge the species from this  
description but the specimen in Willdenow's  
Herbar decides the question, it is the  
plant cultivated many years after-  
wards S. Pando Chamisso, and a plant  
which seems to have been naturalized in  
the garden since Willdenow's time and  
is common there now, and none of the  
now know from where it comes.

Willd herb N<sup>o</sup> 9283 is the plant!

Siberian seeds perhaps from Pallas  
must have introduced this plant in  
the Berlin garden.



0 1 2 3 4 5 6 7 8 9 10

cm

copyright reserved



MISSOURI  
BOTANICAL  
GARDEN



*[Faint, mostly illegible handwritten text, likely bleed-through from the reverse side of the page.]*

MISSOURI BOTANICAL GARDEN  
GEORGE ENGELMANN PAPERS

*[Faint, mostly illegible handwritten text, likely bleed-through from the reverse side of the page.]*



MISSOURI  
BOTANICAL  
GARDEN

copyright reserved



13. Flora Rossica Ledebour Stuttg. 1846-57

Euphorbia

I. Anisophyllum p. 557

1. E. Pseudo Chamnesyce Fisch & Meyer. Ind. IX. sem. petrop.  
glabra vel pilosa; prostrata, foliis subintegerrimis  
vel saepius serrulatis; involucris solitariis, glandu-  
lis rotundatis; ovario dorso carinato, sem-  
sect. transversali fere tubus lacvibus  
E. Chamnesyce Pall. Led. fl. altaic. Lessing  
in Linnaea, etc.  
Sibiria, Altai, Davuria. ☉

2. E. Chamnesyce Russia media & austr. Turcia et  
Sibiria

3. E. Peplis . ibidem!

4. E. Cheirolepis Fisch & Mey. ap. Karstii Enum. pl. Turcoman.  
Bull. Soc. Nat. Mosc. 1839. p. 171  
pubescenti-villosa, erecta ramosa, fol. ellipt.  
versus apicem serrulato-denticulatis; fl. axilla  
solitar; glandulis palmatis 4-partitis; caps villos  
sem. lacvibus  
in Sibiria uralensi. ☉?  
Turcomannia

II. Thymalus

I. Caule dichotomo

x sem. ecarunculatis

5. E. Turczaninowii (Kar & Kir Enum. pl. Soongor.  
N. 748) glaberrima - glauca erecta dichotoma; fol



0 1 2 3 4 5 6 7 8 9 10

cm

copyright reserved



MISSOURI  
BOTANICAL  
GARDEN



sessilibus ovato-lanceolatis inaequilateris;  
involucris alaribus subsessil., sem. obtuse 6-angulatis  
reticulatis apice truncato-umbilicatis, basi  
acutis ecarunculatis. Sibiria altaica

2-4 pallidioribus; similis *P. laureolata* Retz.

6. *P. consanguinea* Schrenk Enum. pl. nov. I. p. 88  
annua glaberrima; fl. sessil. linearilanceolatis,  
involucris alaribus sessilibus, coriis glabris  
carinatis sub-tuberculatis; sem. obtuse 6-angulatis  
reticulatis, ut supra

Sibiria altaica in desertis Kirghisico

xx sem. carunculatis

7. *P. iberiensis* Lessing herb. ex Karst & Koid

Enum. pl. Song. N<sup>o</sup> 749. annua glaberrima  
caule erecto dichotomo; fl. sublinearibus contiguis  
involucris sessil. alaribus; coriis obscure reticulatis  
carinatis, sem. obtuse 6-angulatis, tuberculatis  
apice truncatis, basi caruncula stipitata  
acutis

Sibiria aralensis et altaica

8. *P. soviana* Schrenk - Bull. phys. nat. Ac. Petrosb.

N<sup>o</sup> 308. glaberrima annua, fl. sessil.  
linearilanceolatis integerrimis; invol. sessil., alaribus  
glabris reticulatis, coriis distinctis reticulatis; sem.  
6-angulatis, carinatis caruncula stipitata  
acutis

Sibiria altaica

MISSOURI  
GEORGE



MISSOURI  
BOTANICAL  
GARDEN



9. P. densa Schrank <sup>1817</sup> glaberrima ramoribus  
anura fol suborbiculatis cuspidatis; involucri  
sensil clav, gland rotundatis; coriis distat  
rotundat, per angulab corrugul caruncul  
subsensili auctis.

Hic altit.

MISSOURI BOTANICAL GARDEN  
GEORGE ENGELMANN PAPERS

6512



0 1 2 3 4 5 6 7 8 9 10

cm

copyright reserved



MISSOURI  
BOTANICAL  
GARDEN



*[Faint, illegible handwriting, possibly bleed-through from the reverse side of the page]*

*[Faint, illegible handwriting along the right edge of the page]*



0 1 2 3 4 5 6 7 8 9 10  
cm

copyright reserved



MISSOURI  
BOTANICAL  
GARDEN




17.

Euphorbia chirolepis Fock & Mey - Kavel Emu. N. 799

Deser. Bunge - Bot. Lehmanniana. Petersb. 1851  
pag. 491

Herbacea annua erecta ramosa  
ramis alternis, fol. stipul. opp. subinaequalibus  
petiolatis suborbiculatis obovatis oblongisve  
superne spinuloso-dentatatis, superne  
glandulosulis subtus villosulis, nodis  
axill. solitariis glandulis pelaratis  
caps. villosulis; semina dense irregulariter  
verruculosis, campanula vesiculosa bicruris  
cruribus elongatis descendentibus semini  
adpressis (campanula fugax)

Wüste Thibil - Kumm.

0  
cm

1

2

3

4

5

6

7

8

9

10

copyright reserved

MISSOURI  
BOTANICAL  
GARDEN



*[Faint, illegible handwritten text, likely bleed-through from the reverse side of the page]*

MISSOURI BOTANICAL GARDEN  
GEORGE ENGELMANN PAPERS



0 1 2 3 4 5 6 7 8 9 10

cm

copyright reserved



MISSOURI  
BOTANICAL  
GARDEN



15. a.

H. W. Roth nov. plant. sp. Ind. orient.

ex coll. P. Heyne.

Halberstadt 1821

p. 224. Euph. linearifolia R. <sup>oppos.</sup> dichotoma, fol. linear-oblongis, obtusis  
 glabris integerrimis, basi obliquis subemarginatis  
 subtus glaucescentibus, approximatè subimbricatis  
 superioribus ovatis remotis; flor. terminalibus  
 subcorymbosis

Caules filiformes teretes subliguosi glabri  
 inferne declinati ramosi.

rami alterni ascendentes densè foliosi  
 digitatis longiores


fol. inferiora 4-6 lin, superiora 12 lin longa  
 1/2-2 lin lata, nunquam subfulcata

flor. glabri petals crenulatis roseæ, supra  
 basin macula sanguinea picta.

Capitula glabra H. & A.

p. 225 E. variegata H. & A. dichotoma villosa, fol. oppos.  
 subrotunda ovatis obtusissimis serrulatis  
 basi subcordatis obliquis; spicis terminalibus  
 ovatis strobilaceis dense imbricatis, bracteis  
 ovatis subrotundis venoso-reticulatis  
 variegatis; fl. solitariis pedunculatis  
 petalis cuneiformibus retusis crenulatis  
 stylis filiformibus duplex  
 stigmatibus subovatis ovatis subcapitatis  
 H. & A.

p. 226. E. cristata E. dichotoma villosa, fol. opp. ovatis  
 obtus. basi subcordatis obliq. anguste serrulatis  
 spicis axillaribus et terminalibus

0  
cm

1

2

3

4

5

6

7

8

9

10

copyright reserved

MISSOURI  
BOTANICAL  
GARDEN



6514

2

subrotundis strobilaceis densissime imbricatis  
bract. ovatis reticulatis, petal. palmato multifidis  
laciniis setaceis ciliatis.

proxima anterodorsalis, petalis densis;  
bracteaem minus diaphanas. densius reticulatae.

p. 227 *E. fimbriata* <sup>H&A</sup> subdichotoma, <sup>erecta</sup> fol. opp. ovata obtus. angul.  
serrata punctato pellucid. subvillos. subtus glaucos.  
basi obliq. subcordat.; fl. axill. solitar. brev. pedunc.  
petalis palmato-multifidis; lacini setaceis glabris  
pilis, capsulis villosis

MISSOURI BOTANICAL GARDEN  
GEORGE ENGELMANN PAPERS

Proxima *Euph. pedunculifera*.

Rad. nigricans simpliciteriscula descendens  
caulis pilosus pedalis supra medi- ramosus,  
fol. basi et subtus villis albis adspersa

1/2 - 1 uncin. longis  
calyx villis albis obsessus,  
petalis palmato-multifidis  
germen pubescens.  
styli purpurei bifidi laciniis recurvis  
stigma subcapitata  
caps. villosa.

p. 228 *P. coccinea* <sup>H&A</sup> decumbens villosa fol. obov.  
obtus. integerrima basi obliqua; floralibus  
stomatibus subrotundis; fl. axillaris solitar.  
petalis subrotundis, reticulatis, capsulis  
villosis.

tota planta except. petalis, villis albis  
adspersa  
caulis decumbentes digitatis et palmatis  
fol. 2 lin long. illi lato subtus albidis





albida floralis <sup>crassiora supra</sup> ferrinea.  
calyx purpureus  
petala subrotunda <sup>crenulata</sup> ferrinea; glabra  
albida.

p. 229. E. microphylla Dichotoma ramosissima cespitosa  
glaberrima. fl. oppos. ovata utrinque obtusis,  
apice serrulatis, basi subemarginatis obliquis  
crassiusculis, opacis; stipulae membranaceae  
lineari-bus; <sup>inferioribus</sup> fl. axillaribus subsolitariis pedic.  
caps. leventibus glabris nitidiss.

(? = E. microphylla Lam. fl. oppos. ovali integerrima  
fl. axillaribus serratis. aggregat., caulibus  
filiformibus. Lam. Enc. Pen. syn. 2. 13.

radix lignosa. descendens grisea crassitie penne <sup>columnaris</sup>  
caules plures e radice capite, <sup>caespitosis</sup>  
semi dig. et digitales filiformes densi plerumque.

Racemi alterni breviter.

fol. opp. sessa punctata - rugosa, minut.  
1 1/2 li longa, 1 li lata, saepe minora  
avenia.





*[Faint, mirrored handwritten text, likely bleed-through from the reverse side of the page]*

MISSOURI BOTANICAL GARDEN  
 GEORGE ENGELMANN PAPERS



0 1 2 3 4 5 6 7 8 9 10  
 cm copyright reserved



MISSOURI  
 BOTANICAL  
 GARDEN



p. 634. P. congenera <sup>usp</sup> suffruticosa, ramis aeternis  
 dichotomis fol opp. oblong. acutiusculis  
 basi obliqua. semis cordatis, 3 nervis  
 serrulatis iuxta nervulique pubescentis  
 umbellis sub bifidis axillarum termi-  
 nalibusque (a credit ad P. hypericifolia)  
Java

P. reniformis <sup>usp</sup> fol oppositis ovatis  
 obtusis basi sub cordatis obliquis serrulatis  
 nervibusque procurvatis dichotomis  
 villosis, cymis dichotomis axillaribus  
 (affin. P. puberula Willd.)  
Batavia

p. 635. P. pubera <sup>usp</sup> caule subsimplici herbacea  
 fol opp. linear-lanceolatis serrulatis  
 pubescentibus, cymis dichotomis axillaribus  
Batavia

P. serrulata herb. Reinwaldt herbacea  
 fol opp. linear. serrulatis glabr.  
 umbellis sub 2-fidis axillaribus  
Timor

p. 636. P. thymifolia L. caule prostrato dichotom. fol  
 serrulatis oval. basi dimidato-cordatis. 3 nerv.

0  
cm

1

2

3

4

5

6

7

8

9

10

copyright reserved

MISSOURI  
BOTANICAL  
GARDEN



capitulis, confertis axillis, caulibusque  
pubescentibus.

= *E. rubicunda* Blume *Ann. bot. Hort.*

*Dogonensis* p. 13.

*Octaviae* et ad *vires*.

MISSOURI BOTANICAL GARDEN  
GEORGE ENGELMANN PAPERS



0 1 2 3 4 5 6 7 8 9 10

cm

copyright reserved



MISSOURI  
BOTANICAL  
GARDEN



*Euph. aaisophyllum* Japonicum

Thunberg

Flor. Japon Lips. 1784

pag. 196

*Euph. hirta* L. in hortis Germaniae

*Euph. thymifolia* L. dichotoma foliis serratis  
ovalibus oblongis, capitulis axillaribus glomeratis  
subsessilibus, pediculis decumbentibus.  
in Germania et alibi.



0

1

2

3

4

5

6

7

8

9

10

cm

copyright reserved



MISSOURI  
BOTANICAL  
GARDEN



6517

*[Faint, illegible handwritten text, likely bleed-through from the reverse side of the page]*

MISSOURI BOTANICAL GARDEN  
GEORGE ENGELMANN PAPERS



0 1 2 3 4 5 6 7 8 9 10

cm

copyright reserved



MISSOURI  
BOTANICAL  
GARDEN



Vahl Symb. II. 53. (1791)

Berlin May 1857

18. a.

*Euph. glabrata*. Sw. Prodr. pulcherrima ramosa fol. ovata acut. integ.  
stipulae subrotundae minutae pallide ciliatae  
fol. sessil. semiunquiculatae longit. d. art. color  
auctiuscula inferiora erecta superiora patula  
petala 5 (!) subrotunda

*Euph. granulata* "fol. opp. breviter subsessil. integerrimis  
floribus axillaribus solitariis." Forsk. Deser. p. 94

[inter Vahl]


? Dichotoma fol. opp. oblong. integerrimis flor. solitas axilla  
caudules proeminentibus.

Habitat Euph. Chamnesyces

Caules plures lignosi filiformes diffusi v. prostrati #

# vix pilosi. Folia breviter petiolata duplo minorum  
quam in Chamnesyces opp. linear-oblonga crassi-  
uscula orculo armato pilosa aliter latera bases  
angustiora. — Flor. unilobata caps. pilosiscula

(*Euph. Peplis* is also described by Lin. as fol. integerr.  
— by Vahl. fol. basi in auriculas saepe dentat. ciliata  
dentata.)



0  
cm

1

2

3

4

5

6

7

8

9

10

copyright reserved



MISSOURI  
BOTANICAL  
GARDEN



6518

*[Faint, mostly illegible handwritten text, possibly bleed-through from the reverse side of the page.]*

MISSOURI BOTANICAL GARDEN  
GEORGE ENGELMANN PAPERS

*[Faint, mostly illegible handwritten text, possibly bleed-through from the reverse side of the page.]*



0 1 2 3 4 5 6 7 8 9 10  
cm copyright reserved



MISSOURI  
BOTANICAL  
GARDEN