

UC-NRLF



\$B 271 854

BERKELEY
LIBRARY
UNIVERSITY OF
CALIFORNIA



John A. Mackay.

18/4/67.

144

Digitized by the Internet Archive
in 2007 with funding from
Microsoft Corporation





PERCH FISHING

H. J. Alfred

THE

MODERN ANGLER,

CONTAINING INSTRUCTIONS IN THE ART OF

FLY-FISHING,

SPINNING

AND

BOTTOM-FISHING,

FULLY DESCRIBING THE

TACKLE,

AND OTHER REQUISITES.

(Embellished with numerous Lithographs and Wood Engravings.)

WITH AN ACCOUNT OF

THE BEST PLACES FOR ANGLING,

INCLUDING

THE THAMES, LEA, &c.,

BY

“OTTER,”

AUTHOR OF

“A COMPLETE GUIDE TO SPINNING & TROLLING.”

LONDON :

ALFRED & SON,

54, MOORGATE STREET.

186 .

E R R A T A .

- Page 19. "artifical" should read "artificial."
- „ 26. "fin" „ „ "pin."
(in twentieth line from top of page.)
- „ 58. "connot" should read "cannot."

SH439
A38

CONTENTS.

PART I.

CHAPTER I.

ANGLING REQUISITES 1

CHAPTER II.

THE SALMON 5

CHAPTER III.

THE TROUT 9

CHAPTER IV.

THE PIKE 20

CHAPTER V.

THE GRAYLING 38

CHAPTER VI.

THE PERCH AND POPE 40

CHAPTER VII.

THE BARBEL AND BREAM 44

M846492

CHAPTER VIII.

THE CARP AND TENCH	52
---------------------------	----

CHAPTER IX.

THE CHUB	55
-----------------	----

CHAPTER X.

THE ROACH, RUDD, AND DACE	58
----------------------------------	----

CHAPTER XI.

THE EEL, LAMPREY AND LAMPERN	67
-------------------------------------	----

CHAPTER XII.

THE GUDGEON, BLEAK, &c.	69
--------------------------------	----

PART II.

CHAPTER I.

THE THAMES	72
-------------------	----

CHAPTER II.

TRIBUTARIES OF THE THAMES—THE LEA	87
--	----

CHAPTER III.

TRIBUTARIES OF THE THAMES (<i>continued</i>)	91
---	----

CHAPTER IV.

RIVERS	95
---------------	----

CHAPTER V.

LAKES, PONDS, &c.	100
--------------------------	-----

PREFACE.

DEAR READER,

I fancy I hear you say "What! another work on Angling!" Yes, but although there are already not a few, yet some treat of such very ancient descriptions of tackle, that they are too obsolete for these go-ahead days; others, again, are more modern, but their parents being wedded to some particular method of Angling, immediately, like Dickens' immortal "Alderman Cute" seek to "put down" everything else, recommending their special *modus operandi* as the one grand universal panacea for the general "want," viz:—a sure method of taking fish with a rod and line. One Angler will gravely recommend you not to use anything but a worm; another sagely remarks that the gentle is the "correct thing;" whilst a third, probably a vegetarian concludes to use nothing but a green pea or a bit of paste. These three saga-

cious individuals being bottom fishers, *pure et simple*, and probably fishing in three totally different methods, will declare that his is the only "certain" style of Angling. Dear Reader, be advised by me, there is no really "certain" way of catching fish with the rod and line, for when everything may appear to be perfectly favorable, they *won't* feed; another day, the water, weather and other etceteras, seem the reverse of pleasant, and yet somehow they *will* feed. Why is this? Because probably there was something or other, insects perchance, in the water, which they preferred to your bait the first day; whilst on the second, versatile creatures, they changed their minds and unfortunately for them preferred your bait to the insects. The nearest approach to certainty is to fish fine and keep as much out of sight of the fish as possible. My object, therefore, has been in these pages to place before you as clearly and concisely as possible, the most modern and successful methods of angling for each description of fish, and to impress strongly on your mind that "practise makes perfect."

Should you, Dear Reader, be an "Old Hand"

I trust that if some of my notions do not exactly agree with the views you may have hitherto entertained, you will be indulgent and not condemn them without trial.

To the Angling Critic, I would, in conclusion, remark that I have been induced to pen these pages partly in consequence of the very successful reception with which my "Guide to Spinning and Trolling" was met, by the Angling World; and partly at the earnest solicitation of numerous angling friends; reminding him that I have written them in as practical a manner as possible, so as to meet the comprehension of the veriest tyro, who I trust may be as successful in Angling as

" OTTER."

London,

June, 1864.

PART I.

CHAPTER I.

ANGLING REQUISITES.

TO place the Angler in a position to be ready at any moment, to angle in any river of the kingdom, for any description of fish that may happen to be in season, a considerable variety of articles would be required. But whilst one angler would not think for a moment, of fishing for anything but Salmon, Trout or Grayling; dozens more are perfectly content to basket a few score of Roach or Barbel. I have, therefore, thought it preferable to mention in this chapter, the principal requirements of the Angler, from which he will then be able to select whatever may be necessary for his own particular branch of the science; arranging the requisites in three sections, 1st:—for angling at, or close to the surface of the water, and comprehending Fly-fishing. 2nd:—for angling at about midwater, including Spinning and the different modes of using the natural or artificial fish-bait, 3rd:—for angling at, or near the bottom of the water, with gentles, paste, worms and similar baits.

When collecting the various necessaries, take my advice as a Practical Angler, do not be deluded into purchasing “cheap” tackle, it is invariably the dearest. Buy good articles and pay a fair price; as for the others, as Ephemera remarks in his “Handbook,”—“they must be defective in every way, and hence the purchaser meets with little success, much loss of time and money, for, “cheap” things are always the most expensive in the end.”

IN the first section. The Angler will require for Salmon : —the Fly Rod ; this should be in four pieces, the butt of ash, the two next joints of hickory, and the top of lancewood ; it should have one spare long top, and an extra top, half the length of the others, to use for fishing with a minnow, or worm. The Joints should fit together with shoulders and tongues, all of which should be brazed. Do not select a rod too pliable, nor go to the other extreme of stiffness, but choose a happy medium. Have one with rings of a good size, should you perchance have a knot in the line, you will find the benefit. It should vary in length from sixteen to eighteen feet, the former for grilse and the latter for large salmon.

There are three sorts of winches ; plain entirely ; plain with a click, these are termed check-winches ; and multipliers, that is, one turn of the handle turns the inner barrel containing the line, three times ; these are very useful when quickness in winding up the line is an object.

The materials of the line are,—prepared plaited silk ; twisted silk and hair ; and plaited silk and hair. The two latter are made tapering, the other the same size throughout.

The casting lines and flies are described in Chapter II.

The Fly Rod for Trout, Grayling, Chub, &c. is of the same material as the Salmon Rod, excepting the tops, these are of spliced cane. As regards the number of joints, there is some difference of opinion ; I prefer a Rod in four joints, but those in three joints and five joints have their admirers. The Winch, Line and Flies, are described in Chapter II.

A Fly Book is an indispensable requisite to hold the flies, gut casting lines, &c., russia leather is the best material, as it preserves the flies from moth. A landing net or gaffhook is also needful, I prefer the former for Trout, reserving the other for larger fish.

The Landing Ring should be made to fold up ; there are two sorts, the ordinary folding Ring, and the improved spring ring, which when not in use, may be tied in the bag with the rod. I prefer for use, the improved Telescope Handle ; this is in two joints, and may either be used the full length, or by pushing in the small joint and turning the screw, can be

used half-length, this is extremely useful for Trout fishing, especially when wading; it is also furnished with a small hook so as to hang to the button-hole. The Net may be either silk or the ordinary twine.

ALL the requisites for the second section comprising:—Rod, Winch, Line, Traces, Flights, Live Bait Hooks, Tin Case to hold tackle, Kettle, &c. will be found fully described in Chapters III. and IV. In addition to these I would recommend the Angler to have a large Fish Bag or Haversack; having a division, so as to form two pockets, the outer one for fish, and the inner one for tackle. He will find it considerably more convenient than the Pannier, which always appears to be in the way, while the Fish Bag fitting close to the side, will hold more and when not in use can be rolled up and carried in the pocket.

IN the third section, the wants appear somewhat more numerous:—The Roach Rod, as used in the Lea, is from sixteen to twenty feet in length, of the lightest cane, stiff and sharp in the strike; this is fitted together with shoulders only; and has no rings whatever. The Thames Punt Rods are from ten to eleven feet in length, in four joints. Of light cane, for Roach and Dace; of hickory or mottled cane for Barbel, Perch, &c., the winches and running lines will be described in the following Chapters.

The bottom lines should be of the very best silkworm gut, stained a light water-blue, stout in proportion to the particular style of fishing preferred. But always use the very finest gut possible for Roach; some prefer horse hair. Hair lines may be entirely single or twisted half-way down, so that in case of a fracture you save the float.

The Floats are of various materials: Quill, Reed, Cork (on a Porcupine-quill) &c., I prefer the first for Roach and the last for Perch and Barbel.

The Hooks on gut run in sizes from No. 1 to 12, those on hair from No. 7 to 13.

The Leger Line and Paternoster will also be required as well as spare hooks and leads for each; besides Disgorgers,

Plummets, a reel to hold the lines and floats, with a tackle book to contain the reel and spare hooks, &c. A landing net and handle is also indispensable ; also a bait box and bag.

A Clearing Ring and a Drag will sometimes be found very useful ; nor should spare float-caps and split shot, be forgotten.

The best Gentles are those obtained from a bullock's liver, cut several gashes in it, and then hang up till well fly-blown, placing under it a tub containing damp sand to catch the gentles as they fall.

The Worms used in Angling are of several kinds ; the largest, Lobworms, are found in gardens ; on a damp evening in the summer, they may be gathered in great numbers. Marshworms, are very common, they are next in size to the lob. Brandlings are known by the yellow rings round the body, and are found in dunghills. Red-worms are of a fine bright red color when well scoured. Blood-worms are about an inch long, of a bright blood color, and are found in ponds frequented by cows. The best method of cleaning or scouring worms for use, is to place them on damp moss ; to preserve them for a length of time, dip some old clean coarse cloths or sacking into fatty liquor, not salt, and mix them with some mould in a large tub, place the worms on the top, they will soon crawl through to the bottom, feeding and cleansing themselves ; if kept in a cool dark place they will keep lively for months ; looking over them occasionally, to remove the dead or sickly worms.

Some Anglers while fishing with the Rod and Line, lay in a Bank Runner ; the point of this is stuck firmly in the ground, the reel on the top contains about twenty yards of water cord, at the end of which is fixed a hook swivel, and about two feet up the line is fastened a small bullet ; it is used with a live bait and float or bung for Jack ; or without the float for Eels, baiting with a lob and letting the bullet rest at the bottom of the water.

Trimmers are also sometimes used in Ponds for taking large Jack. These are set afloat with a live bait in the most likely place, and are so constructed that when a Pike seizes the bait, the Trimmer turns over and displays a different color, being painted red one side, white the other. Ducks

and Geese are sometimes used instead of Trimmers, the line is tied round the body and a strong hook and large bait is used. All these ways, however, are unworthy of the true Angler, who exercises his skill for amusement, and should only use the rod and line.

CHAPTER II.

SALMON.

THE Fish that stands highest in the estimation of the true Angler is the Salmon. His rapid yet graceful motions, muscular powers, and beautiful proportions, as much as the superior delicacy of his flavour as an edible, proclaim him the noblest of the denizens of the river; and his title to precedence has never yet been questioned. His natural history has been already so well described in Ephemera's "Book of the Salmon," that for full particulars of this interesting subject I cannot do better than refer my readers to that work, as well as to the occasional notices in the columns of the "Field." Salmon spawn between September and February, on shallows and fords; the combined influence of running water and of solar and atmospheric action being necessary to vivify the ova impregnated by the milt. The actual operation occupies from two to ten days according to the size of the Fish; and the actual date of deposit varies in different rivers. The Spawning completed, the parent fish drop down to the nearest deep pool till they recover sufficiently to commence their voyage to the Sea, returning to their native river in from two to three months; some entering the rivers on their return, as early as February.

The principal method of Angling for Salmon is with the Artificial Fly. The fly-rod for Salmon should be from sixteen to eighteen feet in length, according to the size of the river you intend to fish; and should be furnished with two long tops and one short one, the latter to use when minnow fishing and the spare fly-top in case of a fracture.

The Line should be from sixty to a hundred yards long, on a free-running check winch. Some first-rate fishermen prefer the line of prepared plaited silk, not tapered, whilst others never use anything but silk and hair, tapering towards the end.

The Casting-lines are of plaited gut, twisted gut, and extra stout single gut; usually three yards long.

The Flies vary exceedingly; in Ireland, it is the practise to use them large and gaudy; whilst in Scotland, dull flies with, in general, a speckled wing, and claret or orange body ribbed with gold twist, are more killing; in English rivers rather a smaller fly is used than in Scotland, but in a greater variety of colors. The size and color of Salmon Flies, however must always vary considerably according to the depth and color of the water, the state of the weather and season of the year. There are scarcely any rules of an universal character to be laid down; experience must be the sole guide in the matter. If a description were to be given of all the killing flies, their names would be legion, and would require a greater amount of space than our present limits will permit.

There are three parts principally to be learnt in fly-fishing for Salmon: 1st to throw the fly properly, 2nd to work it when in the water, and finally, to hook and play the Salmon till it is within reach of the gaff. The best Salmon fisher is not he who throws the longest line, but the one who throws it adroitly to a moderate distance and makes the best of his fly when in the water.

The following is the most natural manner of throwing the Salmon Fly: the right hand grasps the Rod above the winch, the left being below it, and the right foot advanced. Bring your Rod and Line freely in an easy semicircular sweep over the right shoulder, until the right arm is extended in a vertical direction over the right side of the head; then giving a

strong action to the right arm, send the Rod and Line strongly forward ; and when this combined action is performed without nervousness, but dashingly and in an energetic manner, the fly will be forced forward to its destination. Begin with about twenty yards, and when you throw that well, increase the distance by degrees. This cast is intended for fishing down the left side of a river, with the right side of the Angler nearest the water. For fishing down the right side of the river, reverse the above directions ; grasp the Rod with the left hand above the winch, the right hand below, and the left foot to the front ; with the left side next the water. Making use chiefly of the left arm, you sweep the Rod over the left shoulder, till you feel the Line extended in the air behind, and then propel it forward, as if you were going to strike with the Rod, at something hovering over the river, in the direction you wish to send the fly. Checking the forward motion of the Rod, the Line will be sent straight out, the fly and gut-line dropping first on the water. Do not bend over too much with the descending Rod as it brings the point of it too close on the water, deadening its elastic and propelling action ; and causing the Line to fall in a slovenly manner on the stream.


The Salmon Fly unlike those used for Trout, is never worked with or down the stream, but against it ; it then seems like some splendid large insect, swimming up steam beneath the surface, by fits and starts ; whereas if worked down steam, it would roll over in an unnatural manner on account of the heaviness of its wings. Cast it as straight down the river as possible ; if from the bank, slantingly down and across, bringing it round without delay into the line of the current. Work it towards you by raising and lowering the point of the Rod ; when the Rod is raised, so also will be the fly, the water will then press down its wings ; on lowering the top the fly goes downwards and the water opening the fibres of the wings and hackles, displays all its beauty. Do not perform these motions too rapidly or you do not permit the full developement of the colors of the fly ; should you observe a Salmon following it, lower the point so as to cause the fly to move gently towards him, and in nine cases out of ten he will take it eagerly.

Salmon will rarely be seen resting where the bottom is smooth ; but incline more towards rocks and large stones, should a rapid current run between them, work the fly on each side of it, between the still water and the rapid. In a rocky pool they will lie in almost any part, but especially in the point of meeting of two currents formed by rocks standing apart but opposite each other. Throw the fly below and work it up the middle between them ; afterwards on the inner side of each.

Never strike too sharply at Salmon ; it is best to strike gently a little sideways, this is quite sufficient and he will hook himself fast enough, on turning to move off. Use him gently and coax him, as it were, from the shelter of his rocky stronghold into open water, where he can have a clear field and no favour. Put the strain on him whenever you can, and select the clearest spot on the bank for landing him ; if he is a large fish in full vigour, he may perhaps tow you a mile up or down the water before you are able to exhaust him sufficiently to bring him to the gaff. The best place to insert this, is beneath the gills ; the next best, is behind one of the pectoral fins.

Salmon are also taken with the Spinning-bait, a description of the method of using which, will be given in the next chapter. Also with prawns, lobworms, &c.





THE MILL STREAM.

CHAPTER III.

TROUT.

THE Trout is next in importance to the Salmon in the piscatory world ; in the rivers of the Midland Counties, the average weight of the Trout is from one to two pounds, more being taken under than over that weight ; the color, shape and quality of the fish varying according to the water it inhabits. An intelligent and sagacious individual, he carefully avoids thick or dirty waters, and revels in the clear mountain stream, calling forth the utmost efforts of the ingenuity and skill of the Angler ere he becomes his captive. When in full season, observe his fascinating and prepossessing figure, sparkling in all the gorgeous colors of the rainbow, and shaped in strict accordance with the most refined rules of symmetrical proportion. Look at the reverse of the picture, and see him out of condition, and the contrast is wonderful. A thin black wretched-looking creature, with a head apparently too large for his body, who that has not seen him in both conditions, would believe that this was the nice and fastidious exquisite who charmed our senses with his every movement ?

Allusion has been made as yet, only to the ordinary river Trout ; but there are other varieties, such as the sea-trout, bull-trout, lake-trout, and the large Thames-trout. This latter grows to an extremely large size, and although an occasional one or two may be taken with a fly, yet the great majority are taken with the spinning-bait ; one was taken in Marlow Weirpool, May 11th, 1863, weighing fifteen pounds, which was preserved and may be seen at the Anglers, Marlow Bridge ; and I believe there are others in the neighbourhood of even larger size.

Trout spawn about October or November, the law allowing them to be taken, in the Thames, after the end of January ;

but the season does not really commence till the 1st of April, and in most other rivers not till the 1st of May. They are influenced very much in their recovery from Spawning, by the state of the weather; as an instance, a few seasons since, I caught one (in the Thames) weighing nearly thirteen pounds early in April; in the following year, but one day later in the month, I took one weighing seven pounds and a half, and the difference in appearance was extraordinary. The first year, the weather had been very warm and the fish in April were in first-rate condition; the second year had been altogether as cold and the fish were proportionately thin and black.

All Trout have their haunt or retreat, generally some large stone, or root of a tree; each fish appearing to have its regular portion of water, and seldom trespassing on that belonging to its neighbour. If one of these sections of the stream becomes vacant, a new occupant soon takes possession. And it is simply by being aware of the position of these haunts, that an Angler knowing a river, possesses such a decided advantage over one who does not, however skilful he may be in other respects. In the Spring, Trout are found in rough streams and shallows; seeking deeper water in the summer. They also delight in whirlpools and holes beneath a rapid shallow; under bridges, rocks and below weirs. Those that frequent overhanging banks and bushes, or lie hidden under cover of trees during sunshine, are much darker and yellower, than those that love the unshaded stream with a clear sandy bottom; these are altogether as silvery and bright, though belonging to the same family.

Trout are taken with the fly; by spinning a minnow or other small fish; and with the worm, gentle, &c.

The most useful length for a Trout fly-rod is between eleven and twelve feet, in four pieces and with an extra top. Do not have a rod too whippy, for a novice it is better rather stiff than otherwise. The fly-line should be thirty yards in length (in some rivers you may require more) on a light multiplying winch. The material of the winch-line may be either prepared plaited silk, or silk and hair, spun or plaited, and tapering toward the point, to which is

attached the casting-line; this is of silkworm gut, three yards in length, and fine in proportion to the river you intend fishing.

With regard to Flies there are about as many different patterns as there are days in the year. In the Spring I should use the Dark Dun, Olive Dun, Hare's Ear, Partridge Hackle, Red Spinner, Hofland, Wellington, March Brown, Soldier Palmer, Coch-y-bonddhu, Emperor, and Stone Fly. Summer: Oak, Cowdung, Sand, Grannam, Alder, the various Palmers, Whirling Dun, Dotteril, Gold Plover, Carshalton Cocktail, Wrentail, Grouse, Yellow Sally, Fern, Coachman, the Green and Grey Drakes. Autumn: Ant, Pale Dun, August Dun, Cinnamon, Alder, Governor and the Palmers. Be guided in the size of fly, of course, by the river you are visiting; in the Thames, for example, you will require a very large size for Trout, whilst, in the Wandle, none but the very smallest cock-tails, will tempt the appetite of the spotted beauties of this stream, upon which the may-fly is never seen.

One indispensable qualification of a fly-fisher is, to be able to throw a fly well to any spot he may wish; this is an art that can only be learnt by practise, in fact, whilst you are learning and the fish are in season, there should be *nulla dies sine linea*. Remember, in fly-fishing, as in spinning, one or two practical lessons at the waterside, are worth all the teaching that can be written. Put together the Rod, so that all the rings are standing in a straight line, fix the winch to the butt, and draw the line through all the rings till you have four or five yards hanging uncoiled from the end ring of the top. Hold the rod in the right hand, a little above the winch, the thumb pointing straight along the rod on the upper side of the butt, which must be encircled by the remaining fingers. Now hold the rod almost perpendicular, but pointing somewhat to the left, with the tip of the line between the thumb and forefinger of the left hand. Use no flies or gut casting line till you can throw the plain running-line with a tolerable degree of certainty. Poising the rod freely and easily, move your right wrist and forearm round to the right; let go the tip of the line, held in the left hand, when it begins to feel taut, at the same time, describing a sort of oval in the air

with the point of the rod, by bringing it from left to right over the right shoulder, and casting forward by a motion of the wrist and forearm. When you have propelled the line forward the action of casting should be gradually checked directly the line is straightening out to the front. If held properly, that portion of the butt, between your hand and the spike, will touch the under part of the forearm, at the same time that the line is coming in contact with the water; this will prevent the point of the rod falling too low, and thus causing too much line to fall on the surface. Begin with about five yards of slack line, increasing a yard or two at a time, till you can manage ten with tolerable ease; when you may add the casting-line. Practise till you can ensure the gut falling on the surface of the stream ere any of the reel line touches it. There are various other methods of throwing the fly, but when you have become thoroughly perfect in this, which I consider the easiest style, then you can soon vary the different movements, according as circumstances may arise; such as a variation in the direction of the wind, or obstructions on the bank, or in the river.

Commence with one fly at the end of the gut-line, this is termed the "stretcher"; when you can work this in a satisfactory manner, add a second, called a "dropper" fastened about two feet up the line at one of the joinings; and afterwards another "dropper," about two feet higher again. The joinings of the gut-cast being formed of two slip knots, the end of the gut to which the dropper is tied, is knotted and pushed through; the slip knots being drawn tight, all is secure.

Anglers are divided in opinion, at which end of the stream you should commence. The best way, to my idea, is to fish up stream; then if you hook a heavy fish, ten to one that he bolts downstream, disturbing only, water that you have already fished. Keep as far from the edge of the water as possible; delivering your cast, float your flies down, humouring them on the surface of the stream and working them round towards the bank. Repeat your cast a step higher up and so on; strike gently from the wrist, the moment you see and feel a "rise," with a very quick, yet gentle motion, by which

the hand is displaced about two inches only. This, when done at the moment the fish has closed his mouth on the fly, is certain to secure a hold for the hook in some portion of the mouth. Having hooked your fish, he probably endeavours at first, to shake out the hook by splashing on the surface; pointing your rod slightly to him, will cause him to quit it. The moment he sinks, keep him well in hand, according to his size, raising the point of the rod well up; as he rushes away, hold him gently and when possible, show him the butt, by inclining the rod backwards over the shoulder. Do not strain on him too much, but after checking him a few times, and you find his struggles become weaker, wind up; and guiding him to the easiest landing place, bring him within reach of the landing net. Be careful not to use this roughly so as to frighten the Trout at the last moment, when you might possibly be unprepared for a violent plunge; but sink the net and bringing him quietly over it, lift it up without jerking and secure your prize.

In some streams, dibbing for Trout with the natural fly is very much practised. When the may-fly is on the water, this method is extremely killing. Use the ordinary fly-rod with a very fine gut casting-line attached to the winch-line; and a No. 9 or 10 hook. Catching one of the flies at which you observe the Trout rising, place it carefully on the hook. Standing as far back as possible, allow the wind to carry it on to the water; if a fish does not rise, lift and drop it again. Strike directly it is taken.

For the best general list of trout rivers and the flies peculiar to them, I would advise the reader to consult Holland's "British Angler's Manual."

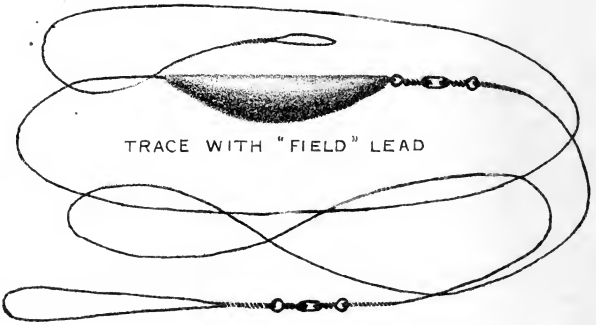
SPINNING for Trout is much practised in the Thames, and occasionally with great success, especially at the commencement of the season; early in the morning and towards sunset are generally the best times. In my "Complete Guide to Spinning and Trolling," will be found the following remarks, extremely characteristic of the Thames Trout:—"When dropping down the stream quietly in a punt, on a fine summer's evening, while the setting sun tinges the

distant water with gold, the Trout may be observed feeding on the shallows, and driving the minnows and other small fish in shoals towards the shore, being as voracious in that respect as their mortal enemy, the Pike; their mouth is admirably adapted for the purpose, the jaws and tongue being studded with small teeth, they are thus enabled to destroy multitudes of small bleak, minnows and gudgeons."

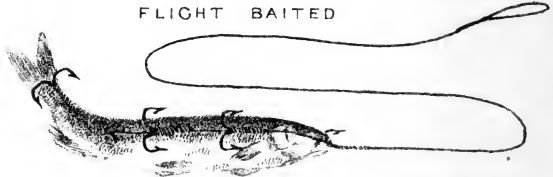
"Next to the lordly Salmon, to which, to my mind, it is quite equal in beauty, the Trout may be considered the most game of fresh-water fish. Who, that has ever experienced it, can forget the first rush of a noble Thames Trout in full season, especially if the Angler be spinning from a weir; he dashes down the run, some sixty yards or so, like a flash of lightning, making the line whistle through the rings, and as if determined to carry all before him; now he rises to the surface, and springing out full a yard, throws a somersault in the air, and tries by that means to rid himself of the hooks; but the skilful Angler frustrates this little device, by lowering the point of the rod and meeting him half-way. By careful management he is at last tired out, and his captor taking advantage of a moment's quiet, descends from his position on the weir, and safely lands his prize on the grassy bank below."

The Spinning Rod I use is of mottled cane, about thirteen feet in length; light and somewhat springy, as the bait and trace being rather light (unless when fishing very rapid water) the spring of the rod will be found of great assistance in throwing the bait. The rod should be in four pieces for convenience of carriage and with two extra tops; a large wooden button should be screwed to the socket of the butt, to press against the hip when spinning. I always use the check-winch; with a spring handle, to allow of the handle being turned over when not in use and save it from the chance of being bent by a fall or blow. Some prefer the hardwood winches. Instead of allowing the line, in spinning, to lie at their feet in the usual manner, they throw the line directly from the winch, using rather a long rod, and wind it in again on to the winch instead of drawing it in with the hand. But as these wooden winches, or reels, run extremely






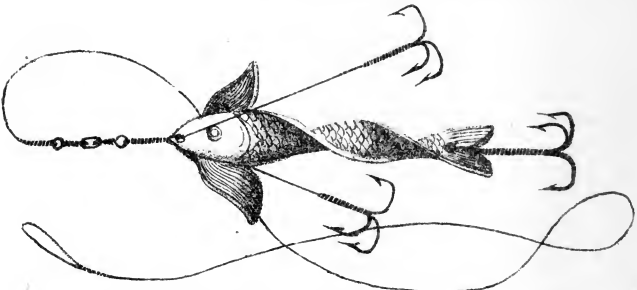
TRACE WITH "FIELD" LEAD



FLIGHT BAITED



TROUT FLIGHT

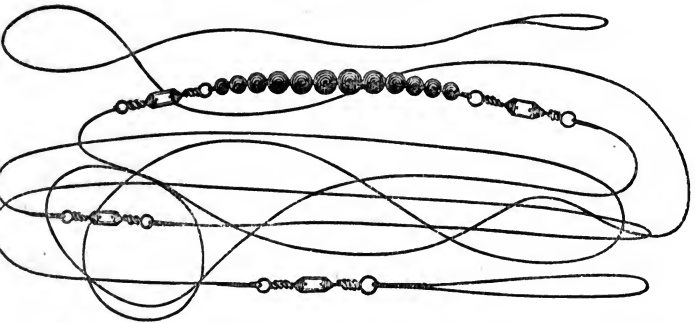


"SENSATION" SILVER BAIT.

easy, they require considerable care in use ; for if the line is thrown from them with the least jerk, the bait will go in any direction but the right one, and when it has dropped in the water and the line ceased running-out, the winch, from the impetus it has received, will run on and wind the line the reverse way, often entangling it and getting it into knots.

We next come to the Line ; this should be of the best plaited silk, from sixty to a hundred yards in length, and fine ; properly prepared with waterproof dressing, which prevents it kinking, as it is impossible to throw a bait properly with a line that kinks or curls up in knots as the undressed lines invariably do when they are soaked with water ; be particular to dry the line well after use, before putting it away, in order to keep it from rotting.

The next thing required is the Trace. The one I use in the Thames is about two yards in length, of gut, slightly coloured ; with four swivels, and from eight to sixteen shots in the middle of the trace, as in the sketch ; the same style of trace may be used in any river, varying of course, the strength and the weight according to the size of the fish and the rapidity of the current. In the Colne, and similar small rivers, I should use the finest gut for the traces and flights of hooks, weighting them in proportion.



An extremely useful weight for the trace is that known as the "Field" lead ; so called, through being originated by one of the editors of that celebrated Sporting Newspaper. The

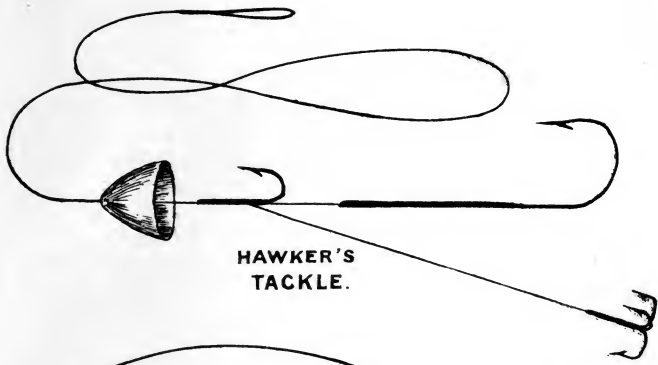
shape is given in the annexed sketch ; it will be observed, that the lead is made so that all the weight will be on one side, the other side being just thick enough to cover the hole through which the gut passes. The swivels on this trace are all below the lead ; and when in use, the weight being entirely underneath, it effectually prevents the line, above it, turning round or kinking. It is much used in trailing.

Next in order are the flights of Hooks, of which there are a great variety. The one I use consists of three triangle hooks, a sliding lip hook and a reverse hook, mounted on gut, as in the sketch. Drawings of other flights will be found in the chapter on Pike fishing, smaller sizes of which, mounted on gut instead of gimp, answer equally well for Trout ; of these No. 1 is the same pattern as already mentioned, but has a fly triangle, Nos. 2 and 3 are without the reverse hook ; of these No. 1 is the best. The manner of baiting with minnow, small bleak or gudgeon, will be obvious on looking at the sketch foregoing.

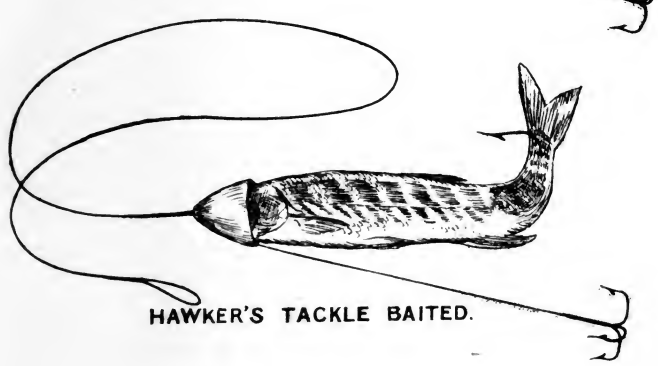
The Water-Witch described at Page 26, made sufficiently small and mounted on gut will be found a first-rate trout tackle ; easy to bait and spinning well.

There are two other very good spinning-tackle, somewhat similar in appearance when baited, but differing greatly in construction and in the mode of baiting. We take first, because it is the oldest, (and not because it is the best), the one known as "Hawker's Tackle." It is in this form : a large fine minnow trolling-hook is whipped to a length of gut ; about half-an-inch from the end of the shank of it, is whipped a No. 8 lip-hook ; to the lip-hook is also fastened a short piece of gut, of sufficient length to reach to the end of the large hook. A small triangle is now whipped to the end of the short piece, and the tackle is completed by looping the long gut.


To bait it : the point of the large hook is inserted in the mouth of a large bright minnow, which is now to be threaded up the hook, the point of which is brought out at the centre of the tail. The small lip-hook is run through both lips, and the bait is completed by sliding down the gut a small hollow lead cap which fits close on the nose of the minnow. The triangle flies loose over the tail.



HAWKER'S
TACKLE.



HAWKER'S TACKLE BAITED.



FRANCIS' TACKLE

The other tackle is the "Francis." A Drawing of it is annexed, which will almost explain itself. First, there is a large fine minnow-hook on gut; next, there is a lip-hook with fly triangle attached, the lip-hook being furnished with a small gut-loop at each end of the shank. To bait it: the large hook is attached to a baiting-needle by means of a loop at the end of the gut; the needle is then entered in the centre of the tail of a minnow or other small bait, pushed through and brought out at the mouth, the gut being drawn through till the hook is covered by the minnow; the tail of which, will thus receive its proper curve. Remove the needle and pass the loop of the long gut, through the small loops on the lip-hook, which is then run through both lips, and the bait will appear much the same as "Hawker's Tackle Baited" but is of course without the lead cap.

The baits for small streams may be either minnows, or small, bright gudgeons. I prefer the latter, as they spin better and last longer, whereas the minnows soon tear and become useless. For larger streams, I use a small bleak, which has, when properly placed on the hooks, a very bright and star-like appearance in the water, although, like the minnow, it soon wears out, unless used with great care. The bait should be always placed on the hooks with a scrupulous regard to its spinning truly, for I have always found that the better the bait spins, the better the Trout likes it, and as a matter of course, the greater the chance of success.

Of the artificial baits, the minnow, spinning by means of the Pectoral fin and mounted on gut in a similar manner to to the drawing at Page 27, I have found one of the most successful; killing with it large Trout and Perch, when they had decidedly refused the natural bait. The "Sensation" bait is equally good when the water is slightly coloured. The other artificial baits mentioned at Page 28, may be used for Trout and Perch, when made on a small scale and mounted on gut.

To throw the Spinning bait, draw from the winch as much line as you deem necessary to reach the distance you intend to throw; commence with ten or fifteen yards; when you are able to throw that length of line neatly, then increase it

a yard or two at a time. A master of the art will throw from forty to fifty yards of line, but on no account have out more line than you can conveniently manage ; if you do, it will only be in your way, and when fishing from the bank will be sure to catch up loose twigs and grass. Drawing the requisite length of line from your winch, let it fall in loose coils in front of your left foot. Hold the rod firmly in the right hand about eighteen inches up the butt ; the wooden button on the socket of which should be kept tight to the hip ; draw the line in with the thumb and two first fingers of the left hand, till the bait hangs about five or six feet from the top of the rod. Bring the point of the rod, round to the right, to give the bait the necessary swing, and throw the bait sharply to the left (or *vice versâ*, as occasion may require) at the same time letting free the line in the left hand ; still keeping the butt tight to the hip. The bait will then be carried out to the full extent of the line, the coiled portion running freely through the rings.

As soon as the bait enters the water, spin it either across or against the stream ; in fact, in any direction that the nature of the place may render most convenient to yourself. The line, which is now held lightly in the same hand as the rod, should be drawn through the right hand, about a couple of feet at a time, by the thumb and the two first fingers of the left hand ; coiling it at the feet as before. Keep the rod steady with the point about a foot from the surface of the water, holding it in such a manner that the top may keep a slight strain upon the line, which should not be drawn in too fast at each backward motion of the left hand. The beginner in the art should learn the method of gathering up the line in the left hand as practised by the Thames puntmen, he will find it extremely useful when fishing from a weir. " Let him observe a first-rate Thames Spinner standing on the top of a weir (a performance requiring rather a strong head and good nerves) casting his bait into the foaming torrent below ; now gathering up the line with the thumb and little finger of the left hand, and again throwing out the spinning-bait from a twelve or thirteen feet rod with the right hand, at the same time letting go the gathered line, and spinning the bait

across the eddies in a masterly manner, while the left hand is again collecting the line for another throw. All this should be seen to be admired and imitated, for no description can do it anything like justice." This was my advice in "Spinning and Trolling" to the novice in the art, and I can only repeat that the best way to become proficient is to observe and imitate a first-class fisherman. Although, when spinning, the fish will often hook himself, yet it is safer to strike with a short and moderately strong jerk of the wrist as soon as the bait is taken ; playing and landing him *secundum artem*.

JUNE, July and August are the best months for using the worm. Fish with a light, thirteen feet cane rod, with upright rings, and a very fine running-line. If the water is very clear, the best places would be under bushes, or by the side of piles, &c. The worm may be used either with or without a float, should you intend fishing with a float, use a small quill, ascertaining the depth as directed in "Perch Fishing;" keep if possible a few yards above your swim, and occasionally throw in a few worms chopped extremely small. The bottom line should be of the finest gut, and the hook about No. 5 for a worm ; or No. 9 if for gentles, when baiting with these, throw in a few carrion gentles, now and then, at the head of the swim. When fishing without a float, let the stream carry the bait down, and strike when you feel a bite ; this method is very successful when using a large artificial caterpillar made entirely of peacock herl on a No. 1 hook.

CHAPTER IV.

PIKE.

THIS voracious Fish has a flattish head, the under jaw being rather longer than the upper one and turning up slightly at the point; the mouth is immensely large and is thickly studded with teeth, the lower jaw being furnished round the edge with large and sharp canine teeth. The body of a Jack or Pike is long, with small hard scales; when in season the back is of a greenish gold color shading into a creamy white under the belly, and is beautifully marked on the back and sides with large yellowish spots; the eyes are bright yellow, so placed in the sockets as to enable the Pike to see what passes above him; the fins and tail are a dark purple color marked with dark wavy lines.

Pike, or Jack (as they are termed when small) are found in ponds, lakes, canals and rivers, where there are beds of weeds; and grow to a very large size, I have seen them weighing 40 lbs. From March to the end of June they are out of season, resorting to ditches and creeks, or the stillest parts of the river for the purpose of spawning; at such times the small ones take the bait eagerly, but are only fit to be returned to the water. From July (on the first of which month Jack-fishing usually commences) to October, they are generally found near, or amongst sedges, water-docks or flagweeds. They are seldom found where the stream is very rapid, but a retreat in the vicinity of a whirlpool, or sharp bend is a favourite locality. In rivers, about the middle of September, when the weeds are rotting, Jack may be observed lying among the weeds, basking in the sun; appearing too lazy to take a bait, for it is not unusual to see the small fly swimming and playing about their deadly enemy, without his taking the trouble to disturb them. As the Winter approaches, Pike retire

into deeps, under clay banks, or where bushes overhang the water, and where sunken roots of trees, and stumps afford them a stronghold.

The most favourable weather for Jack-fishing, is when a slight breeze blows from the south-west, sufficient to ripple the water; and the day cloudy and dull. Thick water is not favourable, for during a flood, which causes a coloured water, Jack and Pike keep close in-shore, among the rushes, and sedges, which grow near the banks; or in the still bends of rivers to keep out of the rapid current, remaining almost stationary until the waters clear and subside; but as soon as this occurs, then comes the Angler's turn, for having been for some time on short allowance, they are then bold, voracious, and will fearlessly take the bait.

The voracity of the Pike is well known to be enormous. In April, 1863, whilst spinning for Trout at Marlow, my gut flight was bitten off by a Jack; putting on a fresh flight and bait, I threw in the same direction as before, the very first throw I caught him, with the first flight still in his mouth; and know of many similar occurrences. There are several instances of Pike being choked through trying to swallow one but slightly smaller than themselves. There is a case mentioned of a large Pike seizing a Swan by the head while it was groping for food among the weeds in a lake. He got the head down, but the body was too large even for his capacious jaws; being unable to disgorge, he was choked, and the bodies were found a few days afterwards on the shore. They will in fact, seize anything, from a Swan to a leaden plummet. While an Angler was plumbing the depth in a roach-swim, in the Lea, some time since, a Jack of two pounds took the plummet; he was safely landed, owing to the hook projecting slightly from the side of the plummet.

JACK-FISHING may be classed under four heads viz:—
 Spinning, Live-bait-fishing, Trolling, and Snap-fishing. Spinning is by far the most scientific and interesting method of fishing for Pike, requiring some amount of muscular exertion to practise it properly. The most useful Rod is of mottled cane; from twelve to thirteen feet in length,

for fishing from a punt, and rather longer for bank-fishing. It is best in four pieces, so as to be in a compact form for travelling; and with two extra tops of different lengths, to be used for Snap, and Live-bait-fishing. The shoulders of each joint should be double brazed, the plain shoulders almost invariably sticking in the ferrule of the next joint, in wet weather, in consequence of the wood swelling; when this occurs, any difficulty in taking the rod to pieces, arising from this cause may be obviated by warming the long ferrule in the flame of a candle; when cold, it may be separated easily. The rings at the end of the tops should be of steel, to counteract the effects of the constant friction of the line. All the other rings should be fixed upright.

Besides the mottled cane rods, there are others of hickory with the butt of ash and the tops of lancewood. These are capital for heavy fishing and rough work, but I give the preference to the mottled East India cane as much for its handsome appearance as for the difference in weight and its general utility.

The Winch should be either entirely a plain one, or, what is called, a plain-check. For convenience of packing I should recommend the check-winch, with the handle made to turn over; when the handle is left up in the ordinary manner, a slight blow will sometimes render it almost unserviceable; through being bent or twisted. For this reason I always use the spring handle. Some fishermen prefer the hard-wood winches, which run very easy; these are very useful when live-baiting.

The Line should be from sixty to a hundred yards long, of the best eight-plait silk, rather fine, so as to make as little show as possible in the water. It should be prepared with waterproof dressing to prevent kinking.

The Trace for Spinning, which is fastened to the line thus:—

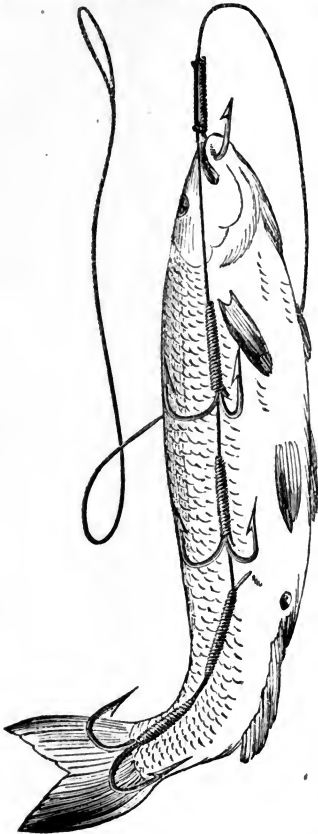


the end of the line being first knotted to prevent it slipping when wet, should be of moderate sized gimp, with from two

to four swivels, and about three feet in length ; the weight (shots or "field" lead) required on it to sink the spinning bait, will vary, of course, according to the water in which it is to be used. A trace which would be heavy for still water, such as a lake, unless very deep, would probably be much too light for a stream such as is found in some parts of the Thames and similar rivers. For my own part, I prefer large

salmon gut for the material of the trace, as it is quite equal in strength to gimp, if not stronger, besides being transparent in the water. Still, using moderate sized gimp for the flight of hooks or artificial bait. The following short Trace will often be found useful, when extra weight is required: the requisite number of shots being strung on a short piece of gimp the ends of this are fastened to a couple of swivels; loop of gut or yellow gimp being attached to each of these, the Trace is ready for use.

The Flight I use and consider the best, is composed of three triangles, a reverse hook and sliding lip-hook, mounted on yellow gimp, the length of the flight being in proportion to the bait. To bait it; the hook in the triangle at the end of the flight, lying in a line with the reverse hook, is inserted in the centre of the root of the tail, the reverse hook is then inserted in the side of the bait, nearly opposite the vent; one hook of each of the remaining triangles is inserted in the

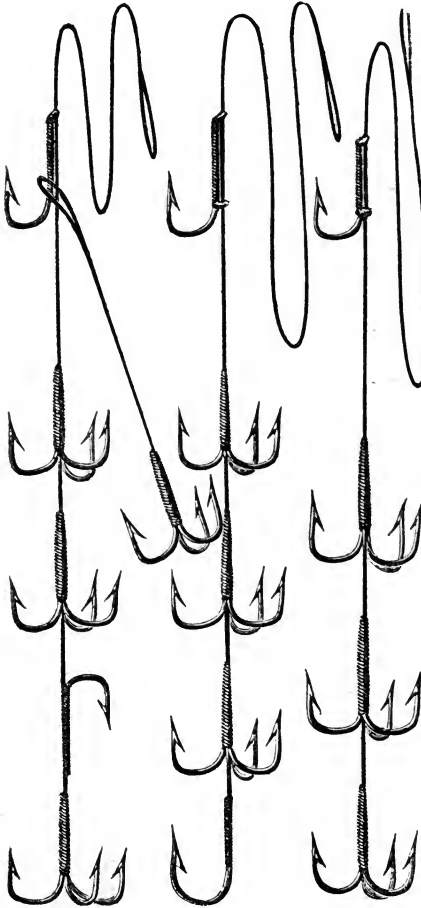


side of the fish, in a line with the mouth, keeping the body straight, and on passing the lip-hook through both lips, the bait is ready for use. By keeping the body perfectly straight

as far as the vent and curving the tail almost at right angles with the body, the bait will spin "true" when drawn through the water. Some Anglers prefer the bait to spin with a "wobbling" motion, considering that it then more resembles a wounded fish, but I always prefer a straight spinner.

Besides the one just mentioned, there are the following flights, which are on the same principle of curving the tail, but two of them are without the reverse hook.


No. 1 is the flight already described, but with the addition of a fly triangle, this is mounted on a short piece of gimp, having a small loop which is passed down the gimp of



No. 1.

No. 2.

No. 3.

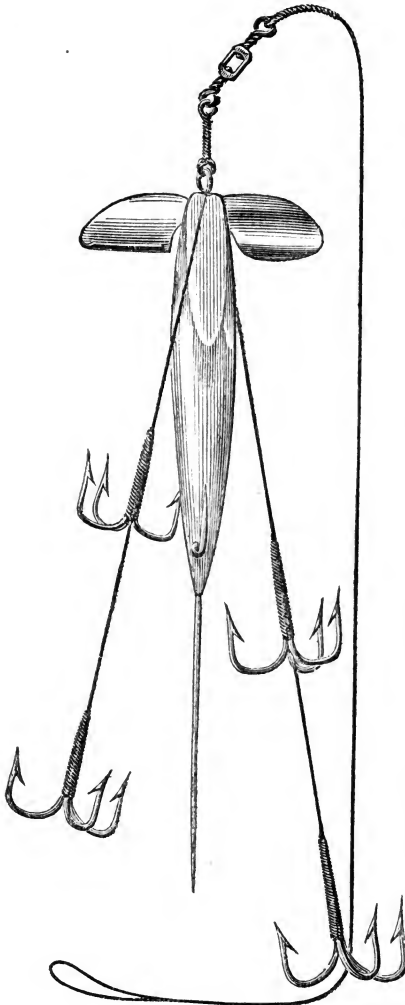


the flight you intend to use, before it is fastened to the trace ; and hangs on the the lip-hook. One hook of this triangle may be inserted in the reverse side of the bait, which otherwise would be exposed without hooks. By the way, loose fly triangles are not novelties, I have used them myself more than a dozen years since ; and am persuaded that if they were more generally in use, there would be fewer instances of fish being really missed with the spinning bait. Nos. 2 and 3 are also good patterns.

There is another variety of flight greatly fancied by some Thames Spinners ; it consists of four triangles, and a lip-hook attached to the gimp by one very small loop only, at the end of the shank of the hook. When used, the end triangle is fixed in the tail and the others along the side, the second triangle being inserted in the fish, so as to curve the tail ; before the lip-hook goes through the lips, the gimp is twisted two or three times round the shank of the hook to prevent it slipping.

The "Francis" flight has been already described in the chapter on Trout fishing ; made on gimp, of a size large enough for Dace or large gudgeon, it will be found an extremely good tackle for Pike.

No. 4 is baited thus :—the baiting needle, to which is attached the loop of the gimp, is inserted in the vent of the bait ; push it through, and drawing it out at the mouth, bring the triangle close up to the vent and insert the loose hook in the tail, to give it the necessary curve ; take off the needle, and drawing the lead



No. 5.

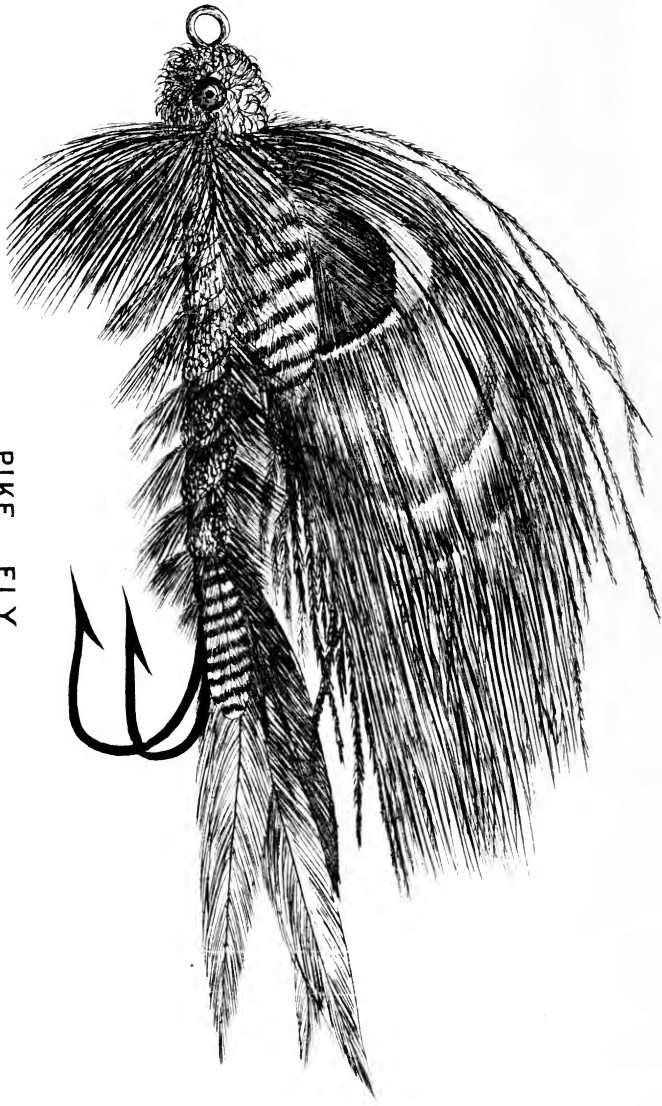
down the gimp, force it into the mouth of the bait which is now ready for use. The whole of the weight being concealed in the bait, none is required on the trace.

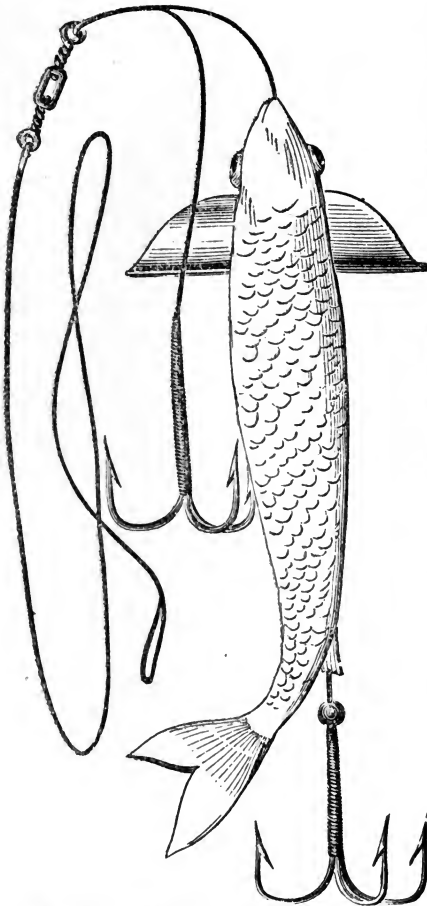
No. 5, the "Water Witch" like the last, has the whole of the weight in the head of the bait; the spinning motion being produced by the pectoral fins at the head. The Spear, having on it the lead (which it will be observed has a small projecting fin pointing towards the head, for the purpose of retaining the bait in proper position) is pushed down the throat of the bait, so that only the fins are left projecting on either side of the mouth; the fly-triangles may either be left loose, or one hook of each inserted in the bait; which, last, will be safer if there are many weeds.

The best Natural Spinning Baits are Gudgeons, Dace, or



PIKE FLY.





small Chub from five to six inches in length. Some anglers prefer a Roach, but unless a very narrow one be used, it will not spin in so satisfactory a manner as a Dace. I have also spun with a very small Barbel in default of having a Gudgeon of the requisite size. Baiting a flight so as to spin properly is not a very easy operation for a beginner, but practice and a careful attention to the foregoing directions will soon overcome these little difficulties.

The Artificial Baits most in use, and which I consider the best, are the Pectoral-fin Baits, of which there are several sizes; the style of mounting I prefer is this:—the bait runs loose on the gimp to which

is attached the tail triangle, to the shank of which is fastened a drilled shot or bead, to prevent the bait slipping down on the hook. To the swivel above, is fastened by a piece of gimp of sufficient length to reach half-way down the fish, a

triangle to fly loose around it; these are used with the ordinary trace.

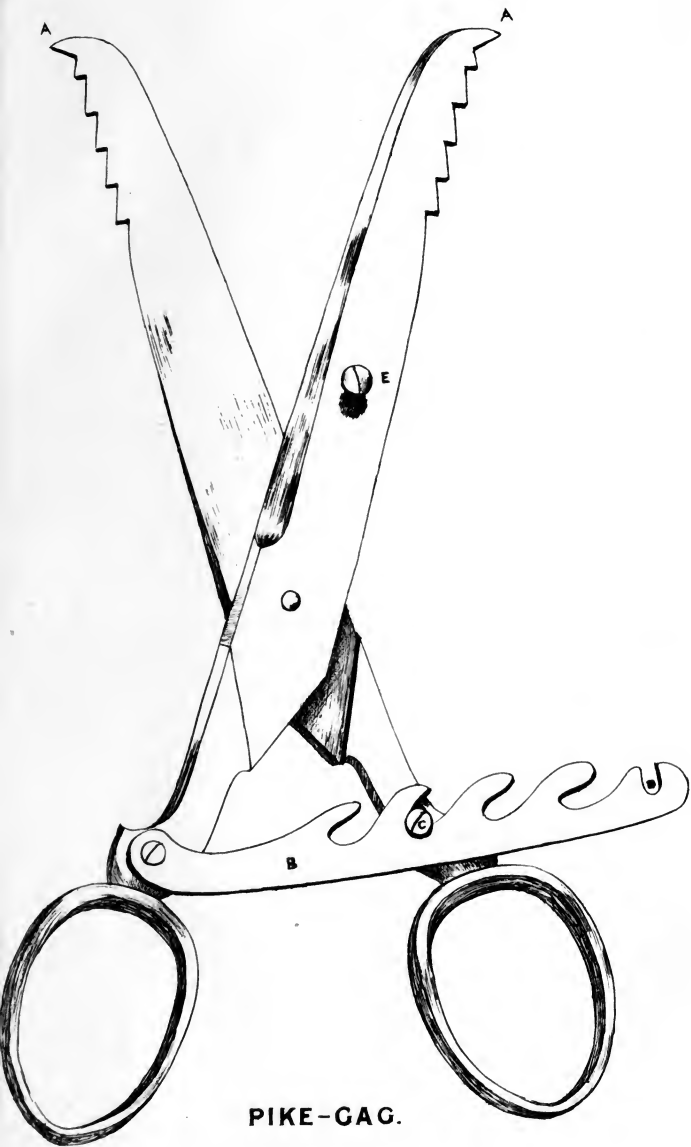
The next is the "Sensation" Silver Bait; this is extremely bright in the water, and only requires an occasional polish to renew its lustre. It is a solid bait, spinning by means of the Pectoral-fin; the body is scaled and has an extra twist to assist the spinning. The mounting consists of a triangle at the tail, and a fly-triangle on each side; it may be used without any lead on the trace, as it will be found sufficiently heavy, unless for very rapid water; I have taken many good Jack and Perch with it.

The Spoon and Otter Baits are also good killers, more especially in lakes. There are various other artificial baits, but the above are the most successful.

In lakes or in large rivers, a Colossal Artificial Fly with two large hooks at the tail and another concealed in the wings, is sometimes used for large Pike with much success. It is managed in a similar manner to the spinning-bait, but without any weight on the line, and is worked on or near the top of the water.

I have found the Pike-Gag a very useful implement; of great assistance when disengaging the hooks. It shuts up like a pair of scissors, and when in use, the points AA in the sketch are inserted in the mouth of the Pike which can be opened to the required extent, by means of the bows, which fit on the finger and thumb. The Gag is kept open by means of the steel extender B the teeth of which are made to catch on the screw C, but when not in use this portion shuts up on one limb of the Gag, the notch D fitting on the screw E and keeping it secure. The Pike-Gag can also be used as scissors, being very strong and sharpened for the purpose.

The manner of throwing the Spinning-bait as already been described in "Trout-fishing." When weeds are found within six or eight inches of the surface the bait should be skimmed, as it were, nearly along the surface of the water. This may be accomplished by using fewer shot, a light bait, and keeping the point of the rod well elevated. Generally speaking, it is not of vital importance which way you spin the bait, so



PIKE-GAG.



that you do it well and steadily ; just sufficiently fast to keep the bait revolving in an attractive manner, at about half the depth of the water without fouling weeds, but not so rapidly as to make its speed greater than that of the fish pursuing it. Its revolving motion, undoubtedly, makes it exceedingly attractive to fish of prey ; from whom it probably appears to fly madly for its life, although it possesses none. Make it therefore no difficult task for the Pike to overtake your bait and seize it with facility.

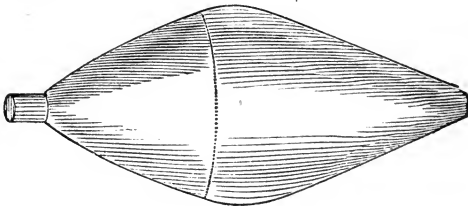
Although the Pike will very often hook himself, still it is better to strike with a short and moderately strong jerk of the wrist, as soon as the bait is taken.

The following directions for landing a Pike will be found in the "Guide to Spinning and Trolling" to which the reader is referred for more detailed descriptions of tackle, &c. :—
 "We will suppose that you have now hooked your fish, which will if it be of any size, require careful handling. Do not be in a hurry to land him. More fish are lost by the nervous feeling which shoots through the young Angler, when he feels the first rush of a Pike, than by any other course, whatever. Keep the point of your rod well raised and the line taut ; if he makes for a bed of weeds and pulls hard, give him line, but still try to turn him by holding the rod the contrary way, and endeavour to lead him back to the place from whence he started. Now he strikes off again ; let him go ; now wind him in again, but do not distress your line by keeping it too tight on the fish. He now makes shorter journeys, and seems inclined to come to shore ; hold him a little tighter, and feel if he will allow you to raise and show him, but be collected and careful. If fishing from the shore, try to lead him to the nearest opening in the rushes. Keep your line free, for he will possibly for a few moments be more violent than ever, as if he were determined to break the strongest tackle. Give him a few turns more, and he will be quiet enough. Now draw him again in shore, * * * keeping the head a little raised above the surface of the water so that the nose or gills may not hang to, or catch hold of weeds, &c., * * * If you have a friend with you with a landing net or gaff-hook, your prize is easily landed, but if you are

alone, and without a gaff, then draw him as close as possible and keeping the line tight, grasp the Pike behind the gills, and throw him up a few yards on the grass."

FISHING for Jack with a Live-bait, and a cork float attached to the line, is certainly the most popular, as it also is undoubtedly the easiest. The small amount of labour required is probably the cause of many preferring it, as it allows them frequent opportunities of resting, when they arrive at a still, quiet place, either in rivers or lakes. The spinning-rod of mottled cane will do equally well for live baiting, using a stiffer top. Many anglers use the wooden winch when live-bait-fishing; when you have a run (as a "bite" is termed in Jack-fishing) and the rod is lying on the ground, it has the great advantage of allowing the line to run off freely, otherwise it is necessary to leave a few yards of line loose on the ground, to allow the Jack, after taking the bait, to run to the haunt where he feeds, without hinderance; a rod-rester to keep the rod from the ground, is very useful. For live-baiting I prefer a fine line, as it will float for a considerable time, and is consequently less liable to become entangled with the bait (it will float better still, if it be rubbed with strong palm oil). The line should be from fifty to eighty yards, of prepared plaited silk. Always have a line long enough at first, for when in constant use, and with the occasional strain on it, of a twelve or fifteen pound Pike, besides the friction of the rings, you will find it necessary to break off, now and then, a yard or two from the working end, to keep it in good order.

The Float I use is of the following shape, with a hole entirely through it; the line being run through, push in a small plug, as in the sketch:—



The next requirement is the Trace of moderate sized yellow gimp, and furnished with two swivels, and a dip-lead to sink the bait. The Hooks are of two descriptions, single and double.

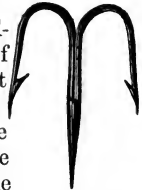
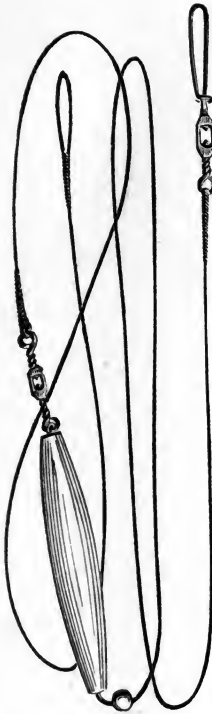
The single Hook, which should be about this size, may be used either by hooking the bait through the side of the lips, or by passing it under the back fin, taking care not to insert it too low in the fish, or injure the bone ; as the bait would then soon die.

The double hooks range in sizes between two :— these accord- ing to the size of the bait ; do not have the gimp too stout. To use

the double hook :—place the loop of the gimp on the hook at the end of the baiting-needle, enter the point under the skin of the bait on the shoulder, and close behind the gills, bringing it out near the back

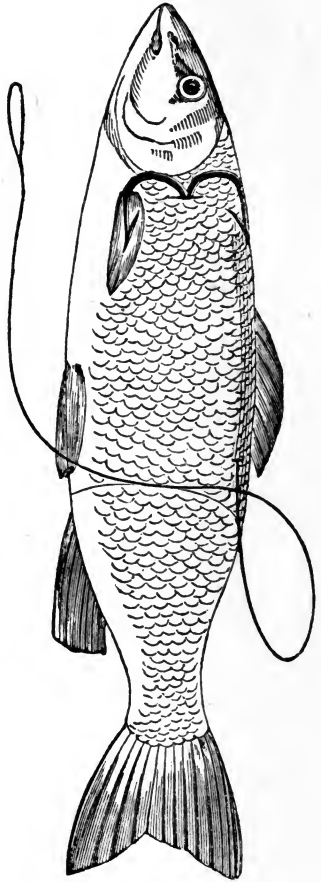
fin, draw the gimp, from which you remove the needle, till the bend of the double hook is brought to where the needle entered. The loop is then fastened on the hook-swivel at the end of the Trace and the bait is ready for use.

When passing the baiting-needle under the skin, do it carefully so as not to wound the flesh, or remove the scales unnecessarily ; the bait will then swim nearly as strong with the hooks as without. When fishing weedy places, be careful always to remove any small weeds that become attached to the hooks when drawing the bait out of the water.





Double Hook
and Baiting Needle.



Live-Bait.

The Paternoster of which a full description is given in "Perch-fishing" is a first-rate tackle for use amongst weeds where the live-bait with float would inevitably become entangled; it should either be all gimp, or a gut line with gimp hooks; arranged as in the accompanying sketch of a Paternoster in miniature.

The baits that live the longest, and are therefore best for a journey are Thames Gudgeons; they are a strong hardy fish, and will not require the water to be changed so often as others do. Dace, small chub and roach are equally good, but require fresh water oftener than gudgeons.

To carry the live baits you require a kettle, which should be a full-sized one of zinc, or japanned tin, with square ends. When at the river side, and it is not in use, keep the kettle in the water out of the sun, tying one end of a cord to the handle and the other end to a peg, which you can stick in the ground.

The best time for live-bait-fishing is when the heavy weeds are rotten. From October till March, Pike will take a live bait more freely than at any other time of the year. Fix the float at the proper distance from the bait, as a general rule, not less than three feet but often considerably more; to fish a hole of ten feet in depth, tolerably clear of weeds at bottom, I should fish about seven feet deep; that is, I should have the float that distance from the live bait.

Begin by dropping in the bait gently near the shore, always keeping as much as possible out of sight, if after a short time you do not have a run, make a fresh cast further out, and to the right or left. When you take the bait from the water to throw it to a fresh place, draw it slowly and gradually to the surface for that purpose; I have often found Pike when not much on the feed, strike at a bait which seemed to be escaping from them.

Try all the still parts and bends of the river, pools, &c. ; also near beds of rushes, sedges, candock weeds, &c., in quiet corners. Eddies and backwaters at the sides of weirs are likely places for large fish.

When a Pike seizes the live-bait, it is generally with violence, and the float is instantly drawn under water ; keep the winch and line clear, watching the float as long as possible, and hold a yard or two of slack line in the left hand ; so that nothing may check the Jack while he is making for his haunt to pouch the bait. If he runs rapidly, draw the line quickly from the winch, so that he may not be impeded. When he has reached his haunt, and remains quiet, allow about ten minutes to pouch ; as a general rule, when he has done so, the line slackens slightly. When you have reason to suppose that the Jack is more inclined to play with the bait than to feed ; and when you have a run, he moves a short distance and stops, then moves again and waits a few moments and a third time changes his quarters, then wind up the line, and strike smartly the contrary way to which he is running and you will probably hook him, in or about the mouth.

TROLLING or Gorge-fishing was formerly considered the highest branch of the art of Jack-fishing, Spinning being then little understood.

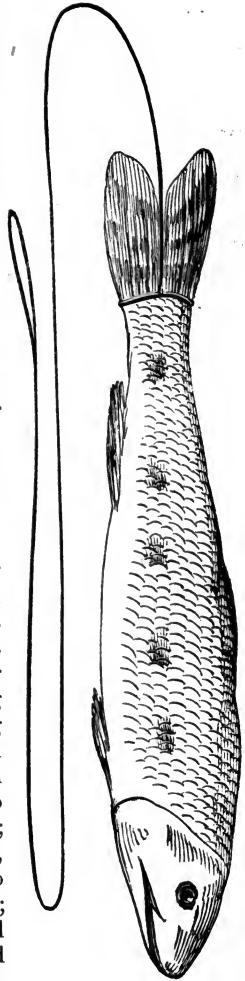

The Rod, Winch and Line are the same as used for Spinning ; the Trace is of moderate sized gimp with two swivels and without lead, the whole of the lead being on the gorge-hook, which is baited thus :—the loop of the gimp is attached to the baiting-needle, which is then inserted in the mouth of the bait, run it through and bring the point out, in the centre of the tail. The gimp is then drawn through till the bends of the hooks fit close on either side of the mouth of the bait, the points turning upwards. Most anglers tie the tail to the gimp with white thread, to prevent it tearing when dropped among weeds.

There are other sorts known as the Weed-hook and Spear Gorge-hook, much used when the weeds are very thick.

The best baits for Trolling are Gudgeons and Dace. Jack are also taken in ponds (though seldom in rapid waters)

by baiting with a Frog; use a small Gorge-hook and proceed the same as with a fish-bait, drawing the hooks close to the mouth and stretching out the hind legs which must be tied to the gimp. If you use a frog for live-baiting, hook him through the lips with a No. 4 hook; if for Snap fishing, hook him through the skin of the back, striking almost immediately after he is seized by the Jack.

There are various modes of working the Gorge-bait, when in the water, but it will be found best to commence near the shore, throwing it like the spinning bait. Let it sink nearly to the bottom draw it gradually up till near the surface; let it sink again, draw it a little to the right or left; again let it sink and draw up slowly; and so on, the next cast,




working it up and down as before. When you have a run, the line will be pulled or tugged rather sharply, lower the point of the rod and proceed as described when live-baiting.


SNAP-FISHING is practised at such seasons as when Pike do not feed with sufficient eagerness to pouch the bait quickly. The rod should be stiff to enable you to strike sharply, the winch is already described, but the line should be stouter than that used for spinning, forty or fifty yards long, as you strike directly and do not give much play.

Sketches of the three best snap-hooks are given, though there are many more fancy patterns.

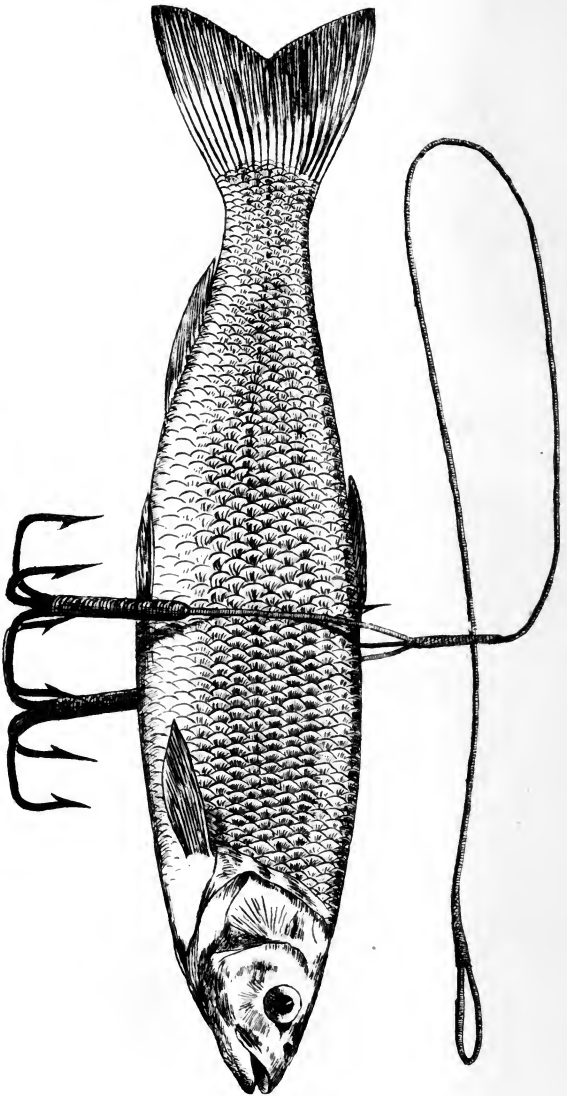
The first is the Live-Bait-Snap, *par excellence*:—



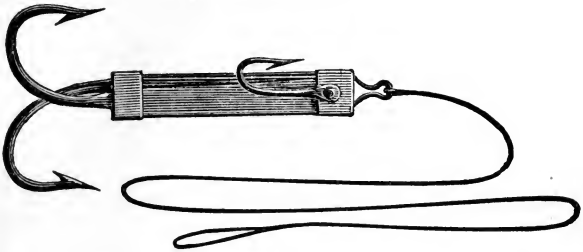
It is used thus :—the small hook is inserted under the back fin, the point coming out at the other side ; the large hooks lay on the back, and the lip-hook run through both lips. It is used (as are the following two) with the ordinary live-bait trace and float. When the Pike seizes it, let him run a yard or two to make sure, and then strike sharply.



SADDLE LIVE-BAIT SNAP.



The next is the Spring Snap :—



which is baited in the following manner :—the small hook is inserted under the back fin of the bait, and the large hooks hang at the side. When the Pike seizes the bait, strike sharply and the large hooks fly out in contrary directions, the shanks being flattened for the purpose.

The Saddle Snap is a very effective tackle, a sketch is annexed of one ready-baited, the bait hangs on the small hook, which is inserted under the back fin, and a triangle is suspended on either side.

To hold the flights, traces, snap-hooks, &c., the angler should be provided with a proper Tin Case about six or seven inches long, by three or four wide ; deep in proportion ; with divisions, so as to keep the tackle separate as much as possible ; the cover of the one I use is the form of a box, divided to hold traces, extra weights, &c.

Always make it a rule to bait your hook the last thing after you have made all complete, as regard line, float, &c., and on hooking a Pike, do not strain on him too hard ; for although I never play a fish longer than I can help, yet when he plays well there is really no necessity to strain the tackle merely for the sake of landing him a minute or two sooner.

And, lastly, remember when Jack-fishing in a place very likely for them to lay, not to leave after a throw or two only, but let the bait work the place well, especially if you have seen a fish move there before. Try well every foot of likely water, and if not successful try again as you return. *Nil desperandum.*

CHAPTER V.

GRAYLING.

THE Grayling spawns about April, making its way afterwards to the tails of sharp scouers till the middle of May; unlike the Trout, they do not dwell in rapid shallow torrents, but require a combination of pool and stream, the former for a resting place, with a gradually declining shallow below, and a somewhat rapid stream above; the bottom of gravel mixed with marl and loam, this being favourable to the growth of the insect food on which they principally live. Grayling seldom exceed three pounds in weight; when first taken out of the water presenting a beautiful violet tint, with dusky lines along the sides, and the belly a pearly white; the tail and fins are a purply colour. The best months for fly-fishing are from July to November, and from then till March for bottom-fishing, but when the water is clear, they will rise at a fly more or less, through the winter. One essential point is to fish fine, using the very finest gut, though the Grayling lies deeper and is not so shy a fish as the Trout; as it will sometimes rise a dozen times at the same fly, in as many successive casts, provided the angler stands back out of its sight.

The best Grayling Rivers as those of the Midland Counties, such as the Dove, Teme, &c. Great numbers of Grayling have been introduced into the Thames, within the last year or two for the purpose of stocking that river; with what result remains to be seen. Though with the great development of the science of Pisciculture, and the quantity of breeding apparatus at the disposal of the Thames Angling Preservation Society, this beautiful fish ought in time to become naturalized; so as to take the place of the Trout during the time this fish is out of season, being considered as much an

autumn and winter fish, as the Trout is belonging to spring and summer. Grayling do not bound out of the water or jump at the bait like the Trout, but will rise with great velocity to the top of the water to seize the fly, descending with equal rapidity to the bottom, the dorsal-fin, used for this purpose, being remarkably large. The best Flies are the hackles, partridge, dun, black, red, &c. ; small blue dun and hare's ear flies, march-brown and sand flies. When the water is clear and smooth, they will take a dun-gnat tipped with gold tinsel, beneath the surface, using a very fine casting-line and allowing it to float with the current ; you will not see a "rise" but a peculiar curl in the water, which with a little practice you will understand equally well. In the winter, when the weather is warm, they will rise for an hour or two in the middle of the day at dun-gnats and very small soldier palmers. The artificial grasshopper is an excellent bait ; the following semi-artificial bait is sometimes very successful :—the shank of a No. 6 hook is partially covered with lead, and then whipped with light green floss silk, a piece of split straw should be bound on either side with a ribbing of yellow silk. Place a real grasshopper on the bend of the hook, and use it either with, or without, a very small quill float, which must be just large enough to carry the amount of lead on the hook without extra shot.

The Rod for bottom-fishing should be of light cane, and about twelve feet in length ; the winch-line should be fine prepared plaited silk. Use a very fine three yard gut line and a quill float ; if you fish with gentles, or wasp grubs, use a No. 9 hook, if with red worms No. 7 or No. 8. Fish about two inches from the bottom, letting your float swim as steadily as possible ; if you fish with gentles, throw in a few occasionally, just above the swim ; when using worms, throw in a few chopped worms, not many at a time, but a very small quantity often. Grayling, when hooked, require gentle handling ; having a tender mouth, unless carefully treated, the hold will frequently break away.

CHAPTER VI.

PERCH AND POPE.

THE Perch is a thick and broad fish, very high on the upper part of the back, with a fine bright eye, small head and large mouth, well furnished with small teeth in addition to others in the throat. The tail and belly fins are a bright vermillion, the pectoral and dorsal-fins brown. It has two fins on the back, the one nearer the head being armed with strong spikes, having extremely sharp points which it erects when alarmed or attacked. The angler should be careful when unhooking a Perch, not to have his hands pricked by this sharp dorsal defence; I have sometimes known it to have unpleasant results. The Perch is covered with strong scales and is of a bronzy green on the back and down the sides; on these are several dark stripes or shades reaching from the back nearly to the belly. They appear to spawn at various times; in some places in March, in others not till May or June, and are in season the remainder of the year, though they seldom feed well in frosty weather; but when the weather is mild they may be taken all through the winter months.

The Perch is a peculiar exception to the general rule that fish of prey are of a solitary nature, he on the contrary is socially gregarious, and as regards taking a bait, remarkably imitative; it being well known that where you have taken one, you should invariably remain some time, and fishing with the ordinary amount of attention, you will in all probability get all there are in the hole. But, lose one, and although he is naturally a bold biter, the chances are ten to one that he communicates his fright to all the rest, and that they will disappear with him; leaving the angler no other resource than to try a fresh place with more skill. Perch are to be

found in the eddies of milltails, and weirs, also in deep still holes, about bridges, and in deep quiet corners of rivers as well as in ponds. I have known them to grow to between five and six pounds weight, but from a quarter of a pound to a pound is the ordinary size.

THE Rod for Perch-fishing should be light, about twelve feet in length, of mottled cane, with upright rings, not too stiff, but sufficiently so to strike sharp from the top. In ponds and small rivers forty or fifty yards of prepared plaited silk line will be enough ; on a winch of proportionate size ; but in the Thames it will be safer to have a longer line, from sixty to a hundred yards. For in Perch-fishing from a weir you are extremely likely to hook a Trout or *vice versa*.

One of the most successful modes of fishing is with the Paternoster. This is used properly without a float although some prefer it with ; in length is about a yard and a half, of gut not too stout, with a Paternoster lead fastened to the bottom of it by a fine silk loop. This loop is made of fine silk, so that should the lead foul amongst the large stones at bottom, it may be broken off, without endangering the rest of the tackle. On the gut are looped three hooks, size No. 4 or 5, which are tied to short pieces of gut about five inches in length. The bottom hook should be six or seven inches above the lead, the next about a foot above the bottom hook and the next a foot above that, as in the sketch, Page 33.

To use the Paternoster fasten the loop to the running-line as usual, and bait with very small gudgeons or large minnows, varying them with marsh or red worms ; such as a marsh worm on the bottom hook, minnow or gudgeon on the middle and red worm at the top. Some prefer all minnows, hooked through the side of the lips. Commence by dropping in near the side of the river or pond, but if there is one place more likely than another, by all means try it first. Let the Paternoster sink till the lead touches the bottom, keeping the line rather tight to it. After a few minutes if you have no success, work it towards you by raising the point of the rod and drawing in a yard or so, of line slowly, still touching the bottom with the lead. When you have a touch, slacken your

line and give him a minute or two before striking, which should be done rather sharply, then play and land him *secundum artem*. It is not an uncommon occurrence to take two at once with this tackle; when well on the feed, you may have one on each hook at the same time.

ANOTHER killing way at times is by means of the Spinning-bait. In this manner I have taken some very large Perch in the Thames, using the same rod and tackle as recommended for Trout: gut traces properly shotted and small gut flights of hooks. I have also found the artificial minnow and Alfred's Sensation Bait extremely killing. Close to the camp-sheeting at the side of a weir and in the eddies or backwater at the foot of the spurs of it, are very desirable localities in which to use the spinning bait; mind however that the under-current does not carry the bait down too deep, causing it to foul the sill of the weir. I have had good sport in this way when sitting on the corner of a weir spinning for Trout; I have observed a shoal of Perch working their way up after Bleak and other small baits, among the rocks on the shallow below a tumbling bay, (lying between the end of the weir and the shore) and over which there was not quite so much rough water as usual. Proceeding cautiously to work without moving from my position, I dropped the spinning-bait lightly in front of one fine old fellow, who seeing the glittering temptation, pounced on it and was off into the deep in a moment. With the assistance of my puntman who descended one of the spurs of the weir with the landing-net, I soon had him in the well of the punt, together with about a score of the largest of his companions, who fell victims one after the other to their insatiable predatory disposition.

For a description of the manner of throwing the spinning bait, and the various minutiae of putting on baits, &c., &c., as well as the various kinds of artificial baits, I must beg to refer the reader to Chapter III, in which they will be found described as fully as possible.

Large Perch are also taken when live-baiting for Pike with small Dace, &c., for a description of which see Chapter IV.

THE easiest way of Perch-fishing is with a float ; this may be either cork, reed or quill, the first is the best ; have it as small as possible, with due regard to the amount of current in the stream you are going to fish ; a three yard gut line, stained blue, and a No. 6 hook. Bait with a marsh worm or minnow, the latter may be hooked through the back fin or through the lip ; and fish a foot from the bottom at least. The depth of the water may be ascertained sufficiently near for the purpose without a plummet, by setting the float, at what you consider the average depth ; on trying it, if the float swims properly, set it deeper, and so on till the float rises a little or lays on one side, which it will do as soon as the shots touch the ground ; when it does so, about a foot less will be the depth of the water ; that being about the distance from the shots to the hook. When you see a bite, give time, and allow the float to go well under before you strike.

SINKING and Drawing for Perch, as it is termed, is practised without a float, and with two or three shots on the gut line to sink the bait ; which should be a marsh-worm, or two bright red-worms. The bait is dropped into holes and eddies, among the roots of trees growing in the water, or close to piles, &c., let it sink nearly to the bottom, then draw it up gradually ; and so on, sinking and drawing up, till you feel a bite, when proceed as already directed.

THE Pope or Ruffe is much like the Perch in habits and shape, also in the first dorsal-fin which it erects when alarmed, in a similar manner ; the body is thickly spotted with small dark spots ; and the tail and tail end of body is shaped and spotted in the same manner as a Gudgeon. They are occasionally taken in the Thames when fishing for Gudgeon ; spawning about April and seldom growing longer than six inches. Use a small hook and bait with a red-worm.

CHAPTER VII.

BARBEL AND BREAM.

THE Barbel, when well grown and in season, is a very handsome, noble looking fish, of a golden olive-brown on the back, and a silvery white belly. The scales are placed in very exact order; the fins are of a pinky colour except the dorsal one which is darker, as is also the tail, being tinged with purple and of a forked shape, the upper part being curved over to a sharp point and very strong; with this it is able to defend itself and often to break the tackle. Barbel occasionally attain a weight of eighteen to twenty pounds, but these are very rare occurrences and one of twelve pounds is considered very large. The head is somewhat pointed, with sharp cunning eyes and four wattles or barbs under the mouth from which he is supposed to take his name. The mouth is situated underneath, enabling him to suck the worm from the ground; the lips consist of a fleshy substance which he can contract or protrude at pleasure, the teeth being in the throat.

They spawn in April and May; the best months in which to angle for them being July, August and September. Their general haunt is in the deep part of rapid streams. At the end of scouers in mill ponds, and under overhanging banks, they may be seen during the summer routing up the sand and gravel with their noses like pigs. Ephemera justly remarks that he is "a lazy, wallowing gentleman, and the Launcelot Gobbo, of the subaqueous pantries and cellars. The sound of the smacking of his lips tells you how fond he is of a good morsel. He acknowledges its receipt by the best music he can make, and yet what a shame it is that food should be thrown away upon him. So it is, however, and let him swallow good things ever so swiftly, let

him be worm or gentle crammed his flesh is never the better for it. His great angling value being his obstinacy, which gives him strength notwithstanding the morbid appearance of the muscles, and he will resist your efforts to tow him out of the water with exciting energy. His large fins give him great power when in the water, and he works heavily with them to get away when hooked, making them tread and beat the water like the paddles of a slow steamer."


THE Rod used for Float-fishing for Barbel should be stiff and light, about thirteen feet long of mottled cane, with an extra top to shorten it about two feet for leger fishing, which requires a stronger rod. The Line should be of the finest prepared plaited silk, about eighty or a hundred yards in length for float-fishing, but should not be so fine to use with a leger. The Winch may be either wood, brass or bronze. It must be understood here, that when I mention float-fishing for Barbel, I refer more particularly to that with the running float known as the "Traveller." These floats are made of cork, long and thin; of various lengths to carry from a dozen to forty shots, and are fitted with a small ring at each end bend down at right angles with the float. Through these rings the line passes, the float running or travelling loose on the line, hence its name. To use it: select a long steady swim with a tolerably even bottom, free from large stones or other obstructions. There are several swims in the Thames where I have worked the "Traveller" successfully, quite fifty yards down the river. One of the best of these swims is in the neighbourhood of Great Marlow. I remember well fishing it with a friend in July, 1856, and rather astonishing sundry Piscators who were using the leger line from the bank, without having so much as a nibble among them all. In a day and a half we landed very nearly three hundred weight of Barbel, some Perch and Dace, and though last, not least a fine Trout weighing five pounds. We should have taken more but in consequence of the Mill stopping, the water was lowered considerably in depth and the current was so slow that comparatively speaking it was dead water. Three of the Barbel were over nine pounds

each ; many of the smaller ones we returned to their native element, apparently none the worse for their trip to the higher regions. We were fishing from a punt anchored lengthways in the stream and hooked several of the best fish upwards of forty yards from the punt.


The "Traveller" is used thus:—the gut-hook, size No. 2 is fastened to the gut-line by a small swivel to give the worm free play. The bottom shot should be about a foot from the hook, then five or six large Swan Shot, and instead of a long string of shot above these, it is preferable to use two or three small dip-leads to increase the weight. The running line being now passed through the rings of the float, is fastened to the gut bottom thus prepared ; the line should be sufficiently weighted to show quite an inch of the top of the float, otherwise you will not be able to see it a long distance off. After plumbing the depth, which can be easily accomplished by pushing a small plug of wood into the upper ring of the float to fasten the line while the operation of plumbing is performed, remove the plug and plummet, and make a slip-knot in the line about two inches above the top of the float, inserting a double piece of stout gut sufficiently long to project half-an-inch on either side of the knot ; now draw this latter tight and there will be a sufficient impediment created by the projecting pieces of gut to prevent the float rising on the line higher than required for the depth of water. It must be obvious that this is a most useful style of fishing in deep water, because it is equally easy to fish a deep hole of twenty feet, for although the gut offers resistance enough to the float to keep the bait at the required depth, still it is sufficiently limp, when wet, to draw through the rings of the rod ; so as to allow the fish to be brought within manageable distance. The float, meanwhile being loose on the line, drops down on the shots ; after the fish is landed and a fresh worm put on, slack the line and the float regains its original depth ; the weight of the shots carrying the line rapidly through the rings on the float, until it reaches the gut-stop. Thus I have easily fished a twenty feet hole with a rod of twelve feet, which I certainly could not have done so comfortably, had I used a fixed float. A sketch of the



THE "TRAVELLER" FLOAT



"OTTERS" IMPROVED "TRAVELLER"



LEGER

“Traveller” is annexed, showing the gut “stop” knotted in the line.

To fish a Barbel swim successfully, it should be well ground-baited the previous day with lobworms. If it is an eddy or almost dead-water, these may be thrown in without mixing with anything else, but if there is much stream, the greater portion should be made into clay balls, thus:—take some clay (which may be generally found in the river bank) and working it into large balls, press a good-sized hole in each, fill with worms and stop it up tightly. Throw these towards the head of the swim; the worms working out are sure to be carried far enough down by the stream, whereas, if thrown in without clay as some writers recommend, they would soon be washed anywhere but where you wanted them.

The following day, when you commence fishing throw in about twenty or thirty lobs (each being cut into about four pieces) sufficiently above where you fish to allow the stream to work them down the swim. Remember that the bait should always be in advance of the float, and as little line as possible in the water between it and the top of the rod. It must be evident, that when the float is swimming first and dragging the bait after it, the shot must come first against the nose of the Barbel; and even if he should see the bait, he has to take the trouble to turn round and swim after it; not only disturbing his own equanimity, but probably upsetting the little domestic arrangements of some other greedy old epicure, who, had you not interfered with the first old gentleman would have remained very quietly sucking in the juicy little morsels like a city Magnate over his turtle, till a fine luscious lob sailed stately down towards him; he would then gently have opened his leathery mouth and allowed it quietly to glide in; discovering, to his sorrow, when you proceed to disturb his balmy reveries abruptly with a sudden jerk, that “all is not gold that glitters” Therefore to prevent any such unfortunate *contretemps*, and to ensure a good day’s sport as far as lies in your power, proceed in a careful manner. Should you be fishing from a punt, with the wind blowing slightly up-stream, your task will be so much the more easy. By raising the top of the rod and allowing the line to run out slowly, you keep it as

taut as possible to the float, which will then point up-stream ; while the tackle will swim in advance of it, the bait, naturally being first. If the wind is blowing down the river, the stream at the top is impelled faster than the stream at the bottom, and the float must be managed accordingly ; always regulating the line so that the bait shall be in advance. After a few fish have been taken, throw in some more chopped worms, but not too many ; and be particular, to calculate as near as possible when you throw in the first instalment of worms, what distance they will be carried by the stream before they reach the bottom. Do not spread them about, but draw the fish as much to one part of the swim as you can. If the water is very clear it will be better to keep them ten or fifteen yards below you ; they will bite better and for a longer time by being kept at a distance. Strike directly the float goes down and play your fish carefully so as not to disturb his late companions in the swim ; proceeding in this manner and throwing in a few chopped worms occasionally, to keep the Barbel together, success is certain. Always, of course, providing that the place has been ground-baited the previous day, and that you do not overdo it while fishing. It must be evident that as each fish can only eat a certain quantity, by throwing in too much at once, you probably satisfy the greater portion and then wonder why they will not feed, when your bait is rendered almost invisible by the cloud of worms you have sent in. But throw in about twenty chopped small, and there will probably be a scramble amongst the shoal attracted by the prospects of an El Dorado of lobworms ; prospects which your large deposit of ground-bait of the previous day would seem to warrant. What are eighty little bits among a shoal of Barbel waiting for a fresh banquet ? Presently, down comes a *bonne-bouche* in the shape of your bait ; it is immediately pounced on by an unsuspecting *gourmand*, who to the astonishment of his *confrères*, immediately departs in an extraordinary manner for the upper world. Another goes in like manner, and so on through the shoal, a very few chopped worms serving to whet their appetite ; until the few that remain have been rendered too shy by the continued hooking and disappearing of their friends.

Making due allowance for the lightness of the tackle, be particular to strike hard enough; the mouth of a Barbel being very leathery, a sharp jerk is required to fix the hook firm. Lose a fish and you disturb the swim, and unless they are very strongly on the feed, they will take a little time to recover from their fright.

THE Leger is very good when the water is colored, or if you are fishing ground of too uneven a nature for the float; such as the side of a tumbling-bay or similar place. It is made in the following manner:—a long-shanked No. 1 gut hook is attached to the leger line, the bottom part of which is composed of two pieces of gut, so as to leave the bait about a yard below the bullet; at the upper end of the gut is a small swivel, above which is a foot of yellow gimp, on which the bullet runs, a drilled shot being on the gimp next the swivel to act as a stop to the bullet. Many Barbel fishers use a leger-hook of this description:—about two inches from the end of the shank of a No. 1 gut hook, a small lip hook is whipped on the gut; when the lob-worm is threaded on the larger hook, the worm is drawn up the gut and the head is placed on the small hook. When legering, many Barbel take the head of the worm and I have caught numbers with the small hook which I should probably have missed had I not used that useful little addition; the worm also is kept much straighter than when without it.

To use the Leger, we will suppose that the place has been well ground-baited as before described. If you are fishing from the bank, throw the Leger lightly and steadily a little across and down the stream, as near as you can to where you suppose the ground bait has collected. Lower the point of the rod, holding it in such a manner as to keep the line taut to the point of the rod, so as to be able to feel the slightest bite, and remain perfectly quiet. The bite of a Barbel at a Leger may perhaps be best described as a double knock, two distinct little jerks directly following each other, and requiring an instantaneous strike in reply.

If you do not have a bite in ten minutes or so, draw up and make a fresh throw, longer or shorter, according to circumstances, but always in the direction of the ground-bait;

first examining the bait to see if some part of the hook may not be exposed.

I have practised this style of fishing with great success in parts of the Thames where it would have been extremely difficult to use a "traveller," owing to the rough state of the bottom ; but where, nevertheless, I picked out some heavy Barbel with the Leger ; ground-baiting with the clay balls.

Greaves is sometimes a good bait and may be used either with float or Leger, in either case the stream should be slow to allow the bait to lie on the bottom. Greaves should first be broken in pieces with a hammer and requires soaking some time in water ; some recommend that it should be boiled a short time, constantly stirring it, to prevent it burning. To bait with it :—select the whitest and put four or five small pieces or a long narrow strip on the hook, so as to cover the bend up to the point ; the hook should be smaller than that used with a worm. Ground-bait with the rougher pieces but use very little.

Cheese is used in a similar manner. The stream must be very slow ; before you commence, throw in several pieces cut to the shape of dice, for ground-bait. It is used in the following style with the ordinary fixed float :—plumb the depth, setting the float about two feet deeper, so that the bait and shots may lie on the bottom straight down the stream, and then proceed the same as for legering ; the float will show the bite.

Barbel are also angled for, with the ordinary fine roach tackle baiting with gentles ; and are sometimes taken of great weight. They are frequently caught foul when fishing with the Leger, through swimming over the line ; the angler supposing it to be a bite, strikes, and often hooks the fish.

OF Bream, there are two sorts, the Silver Bream and the Gold or Carp-Bream ; the first of these gradually loses its brilliancy after it exceeds the weight of a pound and becomes of a dark smoky hue ; this being the common one most found in ponds and deep rivers. The Bream is a very broad, flat fish, the head and mouth small, the eyes large, and the tail exceedingly forked. It spawns towards the latter end of May ; the best months for angling for them

being from July to October, in deeps where there is a clayey or sandy bottom. I have known the Bream to attain a weight of eight pounds, Blakey says that in the North of Europe, they reach twenty pounds, but I fancy these giants are somewhat apocryphal. The best baits are lob, marsh, and red worms, gentles, paste and greaves. The rods and tackle have been described in the remarks on Barbel. The place you intend fishing should be well ground-baited the day previous; if you intend using the "travelling" float, it would be better at the same time, to ascertain the proper depth of the swim; it will save time and trouble and prevent you disturbing the fish the following day, when you commence angling. Allow the bait to swim close to the bottom, strike directly you perceive a bite, (the float often rising up, instead of going down), and proceed as directed when Barbel-fishing. Bream-fishing in still water is pursued in a similar manner. Early in the morning and late in the evening are usually the best times. Indeed, one enthusiastic sportsman of my acquaintance camped out, in a tent, on the banks of the Ouse, for several nights in succession, so as to be at work with the rod sufficiently early each morning; this, of course, was going rather to the extreme. I have had extremely good sport in the middle of the day. Walton-on-Thames is a noted station for Bream, large quantities being taken every season. I have also landed some very fine ones at Weybridge; at Halidays Hole I caught sixteen weighing from two to six pounds each, in a couple of hours, with the Leger and lobworm.

The Bream is also taken with Roach-tackle, but requires some care in playing. He will try a variety of schemes to get away; he will often turn sulky and hang to the bottom for some time; then make a bolt under a bank, or into the weeds, if any should be near. If that does not succeed, he will come up sideways; requiring some strain on the tackle to lift him, the great resistance to the water offered by his broad side causing the novice to believe that he has hooked a monster of the deep. When he rises near the surface, he turns over edgeways, the resistance is over, and, behold, it is but a Bream!

CHAPTER VIII.

CARP AND TENCH.

THE Carp is a beautiful fish in appearance, of a bronzy gold color, with large scales, and having two wattles under the mouth which is of small size. The fins and tail are of a dark hue, the dorsal fin extending over the greater portion of the back. Carp spawn about May, and are best caught from July to September; they have been taken in the Thames in January when the weather has been very fine. They prefer lakes and ponds to rivers, in some they grow to a large size. Salter mentions one he saw taken from the pond in Wanstead Park, facing Tilney House, this he says appeared much wasted from age, but weighed then eighteen pounds. In Germany they attain a still larger size, but I do not remember to have seen one in England that exceeded twelve pounds. They are an extremely shy fish, especially the larger ones, who seem to increase in craftiness as they do in weight and years. There is, however, no rule without an exception, for I have observed some splendid fellows in the ponds of the Palace Gardens at Versailles, who appeared to be perfectly tame, probably owing to being fed with bread crumbs by visitors. They are not numerous in the Thames; though I know of a few artful old Carp, who inhabit a certain deep pool at Weybridge, who appear to glory in their extreme wisdom, and will roll over the line, and appear to bid defiance to the angler. Late in the month of July, 1858, on a hot summer's afternoon, I was Barbel-fishing in the eddy off Ham Point, Weybridge; the water being quite twenty feet deep and as clear as glass. I did not so much as touch a Barbel, but took with my single rod, three magnificent Carp, weighing respectively eight, five, and four pounds; ten Eels, nine large Perch, and one Bream; the

Carp gave quite as much play as Trout. These were all taken with the lobworm, using chopped worms for ground bait.

As a general rule, the redworm will be found the most killing bait, but they will at times prefer a well-scoured marshworm or lob. The majority of Roach-baits also are used for Carp.

Use a light stiff rod with fine running tackle and a light float, ascertaining the depth, if possible, the day before, when ground-baiting; as recommended in the Chapter on Bream; so as to keep out of sight when you commence fishing, and disturb the water as little as you can. Throw in a few chopped worms, occasionally, while angling; fish on the bottom, and if in a stream strike immediately there is a bite,; but if in still water, or a pond, wait a second or two, till the float goes steadily under and then strike gently, as Carp do not take the bait so quickly in deadwater as in a stream, where unless it be taken directly, it is carried away by the current and is gone.

When you have hooked a good fish, use him gently and patiently; giving him line, winding in and letting out, till he is exhausted. He is an exceedingly strong and artful fish, and will try every possible means to get round a post or a stump, or into the weeds so as to break the line.

The grand secret in Carp-fishing is to keep quiet and fish fine. Some anglers expatiate on the great merits of boiled green peas and pieces of cherries, as very taking baits. One writer advises a worm and gentle to be used on the hook at the same time, so as to offer the Carp a choice of baits; probably, had he suggested that a green pea and a cherry be first placed on the hook, it might have been better still; the Carp could then have taken vegetables with his dinner and dessert to follow.

There is another species of this fish, termed the Prussian Carp, which seldom reaches a pound in weight; in shape and color is similar to the ordinary Carp, partaking very much of the nature of the gold and silver fish, and like them may be kept when small, in a globe. They are easily caught in ponds during the summer months with a small red or blood-

worm ; fish very fine, with a No. 10 hook and a very small quill float. It is essential that the bait should cover the entire hook and look fresh and tempting. Fish two or three inches from the bottom.

THE Tench is not so handsome a fish as the Carp ; it is short and thick, and when large, nearly as broad as long. The fins and tail are large and of a purple hue ; the scales are extremely small, of a dark greenish gold color and covered with a thick slimy matter. The Tench is a pond fish, thriving best in water where the bottom is weedy and muddy ; it is also found in rivers of a similar character, and is taken occasionally in some parts of the Thames and Lea ; spawning in May and June and being very soon in good condition. From July to October are the best months ; though if the weather be very warm, they are sometimes taken in March. During the winter they bury themselves in the mud like Eels. In favorable situations they have been known to attain a weight of nine pounds ; but this is of rare occurrence in this country and they will be seldom found to exceed four pounds although they grow fast. Tench, like Carp are exceedingly tenacious of life, and when packed in wet grass or moss, may be carried long distances without danger of losing their lives.

A clear redworm or small lobworm will be found the best bait ; wasp-grubs, gentles and paste are also used. Tench require ground-baiting in a similar manner to Barbel. A light stiff rod, with running tackle, should be used, and if fishing in a pond, a small quill float and No. 8 hook with a redworm, or a size smaller for gentle or wasp-grub ; if the bottom is very muddy, fish an inch or two from it.

Although the Tench is not a particularly shy fish, yet he bites slower than most others, sometimes remaining with the bait between his lips for a short time before taking it into his mouth ; therefore do not strike directly, but let him take the float well down, or as he will often do, rise with the bait, and cause the float to lay flat on the surface. When this occurs, strike smartly, but not too hard ; playing him carefully, so as to keep clear of the weeds.

In summer they may often be seen near the surface of the water, among the weeds and lily leaves, when they may be taken by dropping the bait into any little opening you may observe among the weeds. Fish with a stouter line and without a float ; with a shot or two about a foot from the hook to sink the bait sufficiently. When you feel or see a bite, strike sharply and land your prize as soon as possible, for in places of this description there will not be much space for playing.

C H A P T E R IX.


C H U B .

ALTHOUGH the Chub is not much prized for the table, still it is an handsome looking fish when in full season and fresh caught. Being a bold biting fish, struggling gamely, it affords the angler much amusement ; taking the bait from July till March ; either at the top of the water with large flies, insects, moths and palmers, or at the bottom with greaves, bullock's brains, or the pith from the backbone. I have also taken very large Chub with the head of a lob-worm ; or a slug cut down the belly so as to show the white inside ; using them like a fly, early in the morning ; the splash the bait made on entering the water appearing peculiarly attractive. Chub spawn about May, and do not thrive well in stagnant ponds, though they do in ponds fed by a running stream, provided there are weeds that give a harbour for the breed of insects. They delight in still holes beneath overhanging bushes or roots, the sides of tumbling bays, &c., in rivers, retiring during the winter to deeper holes, preferring at all times a gravelly bottom. When small they are ex-

trremely like the Dace in colour and appearance, except that the tail and dorsal fin are much darker than those of the Dace, the point of the tail being nearly black; the mouth and head also are much broader. I have taken with a very large black fly (called a "Marlow Crow") Chub in the Thames above Marlow, weighing six pounds and a half; and in some parts they grow to eight pounds.

DIBBING for Chub with a live Cockchafer or Beetle is very successful; the horny covering of the wings should be removed. The Humble Bee and Grasshopper are also good baits for dibbing during the day, and a large white or brown Moth late in the evening. It is necessary in this style of fishing to hide as much as possible from the sight of the fish, behind a tree or bush. Use a stiffish rod, drawing off as much line as will just allow the bait to reach the water. If you are fishing through bushes, twist all the line between the point of the rod and the bait round the top; and passing it through the bushes, untwist the line; with proper management the bait will fall naturally and gently on the surface of the water. Where there are wide leaves on the water it is as well to drop the bait on each one in succession, allowing it to roll in from each. Chub, in the summer, at mid-day, often lie concealed under such leaves, ready to take any insect that drops off. If you see any fish, cautiously guide the bait towards the largest. When there are no trees, bushes or similar obstructions on the bank from which you are fishing, the winch-line should be of stout floss silk, and is technically termed a "blow line"; to this add a yard or two of gut with the hook length attached. Stand with the wind at your back, hold the insect-bait lightly between the forefinger and thumb of the left hand; and letting out as much blow line as may be required, let go the hook and the bait will be carried by the wind the requisite distance across the water. The rod for this style of fishing should not be less than twelve feet in length and lighter than for ordinary dibbing. Observe to keep the blow line as dry as possible, or it will be too heavy, if wet.


They are taken during the summer with the ordinary fly



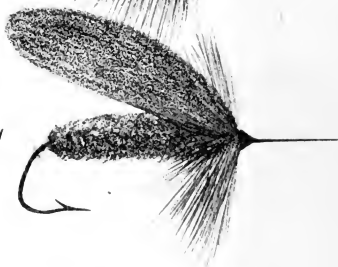
ARTIFICIAL
COCKCHAFFER




PALMER




MARLOW CROW



CATERPILLAR



HUMBLE-BEE



rod using red, brown or black Palmers, &c., in some parts of the Thames a large black artificial caterpillar is very successful.

I have also taken some very fine Chub with the Spinning-bait when fishing for Trout and Perch early in the season; towards the latter end of spring, angling with a live minnow or small frog is sometimes very successful.

THE best time to angle with bullock's pith and brains is from November till March. To prepare them for use, take the skin from the brains, washing in fresh water two or three times to clear them from blood, and until they become white; the outside skin of the pith of the backbone is very thick and tough, this must be carefully slit with scissors (so as not to tear the under skin), and removed. When this operation is completed, slit the underskin in like manner, from end to end of the piece, open it so as to lay it flat, there will then be skin on one side and none on the other; the skin is to bind it to the hook. Wash clean, boil the pith and brains a minute, and they are ready for use.

The Rod should be light and about twelve feet long if used from the bank, but may be shorter to use from a punt. With forty or fifty yards of fine prepared plaited silk line on a suitable winch. The bottom tackle should be composed of three yards of fine gut line, a No. 5 hook, and a quill float of proportionate size to the amount of stream in the swim; using as small a one as possible. Choose a gentle swim about six feet deep where there are willow bushes overhanging the water; plumb the depth and fish an inch from the bottom, baiting with the pith and using the brains as ground-bait. Strike directly you see a bite, and handle your fish carefully; if a large one, it will probably rush furiously to the opposite side of the river, directly it is hooked, give plenty of line, unless he is going to dangerous quarters; put on a little strain and after his first or second effort, and a few plunges you may venture to bring him to the landing net.

The usual method of ground-baiting with brains is by chewing and then blowing them into the water; but as many anglers object to this, they may proceed in this manner:—take a quantity of brains, either bullocks' or sheep's, clean

them as before described, and pound them in a mortar, mixing afterwards with house-sand and a little bran. Throw into the water in small quantities occasionally whilst angling. If pith and brains cannot be procured, bait with the whitest greaves, or paste, made of bread, old cheese and honey.

C H A P T E R X.

ROACH, RUDD AND DACE.

THE Roach is, in appearance, a handsome fish when in season, though, perhaps, one of the coarsest of the finny tribe as far as eating is concerned. It affords good sport, and requires some amount of skill to catch; although by some writers it is termed the "water sheep" and easily to be taken: but in reality it requires a quick eye, fine tackle, and a steady hand, and much practice, before anyone can pretend to be a good Roach Angler.

Roach spawn in April and May, during which time the scales are very rough, the fish being sickly and keeping among the weeds, on which they feed, as well as on the insects found thereon. They are in good season from July till March, but the winter months are generally the best for angling for them, especially after a flood when the water is recovering; the larger ones have then left the weeds and remain in the deep water, and not having so much living food about them will more readily take the bait. Their scales are then very smooth and large, of a dark bluish green color on the back, lightening into a bright silver nearer the belly; the under fins are a bright red; the back fin and tail of a dusky red, tinged somewhat with purple. They are seldom taken heavier than two pounds

though I have taken them in the Thames weighing two pounds and a half; and have known them to reach three pounds, but these leviathans are very scarce.

One great desideratum in Roach-fishing is that the angler should know something of the water that he intends to fish; and then to choose a swim where he can fish with comfort, according to the state in which the water may be at the time. Roach do not approve of very rough water, but are more generally found in steady swims of a moderate depth and with a sandy or gravelly bottom. When angling in rivers choose if possible, a swim that is rather shallower at the end, because when the ground-bait separates, the principal portion lodges there and consequently keeps the fish together in a better manner than it would do if the swim was not so conveniently adapted to retain it, but allowed it to be entirely washed away by the action of the stream. It is also by the judicious use of ground-bait, and fishing at the proper depth, that one angler will be more successful than another, who may be using the same description of bait, the same quality of tackle, and fishing at a very short distance from the first one, though not with the like success. One of the most clean and simple ground-baits and at the same time one with which I have had the best sport, is made of bread and bran; the crust of a quartern loaf being cut off, soak the crumb in water till it is well saturated, squeeze it nearly dry, then placing it in a pan or similar receptacle, add the bran by handfuls, kneading it well together until the whole is almost as stiff as clay. This requires some little time to make but will amply repay the angler for his trouble. In rivers like the Thames, when fishing from a punt, the ground-bait should be worked into balls about the size of a moderately large turnip, and if there is much stream will probably require some clay mixed with it to increase the weight and bind it together; or the insertion of a stone is sometimes requisite, so as to ensure it sinking instantly at the head of the swim when dropped over the side of the punt. In ponds and small rivers the ground-bait balls should be used smaller. An excellent addition to this description of ground-bait (although many object on account of the scent) is a quantity of carrion

gentles ; after the bread and bran are well mixed with some clay and formed into balls, press a hole in each with the finger, and before throwing the ball into the swim fill the hole in the ground-bait with gentles and close it tightly. In eddies and still waters a handful of carrion gentles alone, thrown in are very useful ; but if there is much stream, it is evident that the gentles being light must be carried away directly they reach the water ; whereas if they are worked into the ball, this sinks directly and they then find their way out gradually and keep the fish about the swim. Potatoes are also used for ground-bait, they should be boiled till soft, and gently squeezed before being thrown into the swim.

THE Rod used for Roach-fishing from the bank should be from sixteen to twenty feet in length, of light and stiff cane, sharp in the strike and not ringed ; if it is to be used from a punt, should possess the same qualities but should be from ten to eleven feet only. For a rod of this latter description it is safer to have rings, tolerably close together (so as not to allow the line to hang too loosely from the rod) as it not unfrequently happens that a Barbel makes his appearance in the swim, when unless the angler is provided with running-tackle, he stands a very fair chance of losing his fish. The running-line should be the very finest plaited silk (prepared with india-rubber varnish) and should be from thirty to forty yards long, on a small multiplying winch ; or if the angler chooses, a plain winch.

In the Lea, however, the true Roach fisher scorns rings to his rod and trusts to his skill alone to enable him to land safely his finny prize. Most Lea-fishers keep an inch or two of fine silk line tied to the end of the top-joint, and fasten the gut or hair line to the silk by means of a draw-loop knot ; this is a better plan than fastening the line directly to the rod, as the latter is apt to chafe the gut or hair. The Roach-line should be of the very finest blue gut, in length about three yards, although many prefer the same length of horse hair ; this however is becoming rapidly superseded by the extra-fine gut, which, besides being less than half the substance, possesses five or six times the strength.



ROACH FLOATS



QUILL
DACE
FLIES



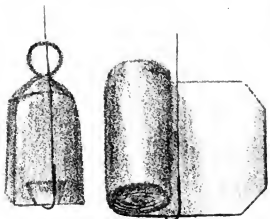
CORK



QUILL



REED



SQUARE & ROLL
PLUMMETS.

ROACH HOOKS



ROUND-BEND



SNECK-BEND

The size of the Hooks varies considerably, some experienced anglers using them as large as No. 6, whilst others never use anything larger than No. 11; a medium size about No. 9 will generally be found the most useful. As regards shape, this is very much a matter of fancy, the very fine round bent hooks requiring great care in use as it is impossible for them to have very much barb and the skin of a Roach's mouth being very tender the fine wire is apt to work out or cut its way through if the fish is large or gives much play; they are however much used by those anglers who prefer fishing with hair, whilst those who use fine gut generally prefer the bright sneck, a short square shaped hook, extremely sharp, with a good barb.

The best and neatest Float is the taper quill; though for rough work, a very thin cork is very useful. Roach floats are of all sizes from those carrying half-a-dozen shots, to some for use in heavy water, and which require thirty shots or more. Observe, to shot the line so that a very small portion only, of the tip of the float is left above water, for Roach frequently bite so very fine, that without attending to this you will probably miss the chance of two bites out of three; neither should the float be larger than is actually necessary, although it must be obvious, that in fishing some of the deep swims in the Thames, where there is a strong steady current, unless the angler has a tolerably large string of shot his bait will not reach the bottom until it arrives at nearly the end of the swim; therefore always match the size of the float as near as possible to the degree of current in the river you intend to fish.

Plumbing the depth is performed in the following manner; if using a roll plummet, as it is termed, (which is simply a small roll of thin sheet lead about an inch wide) unroll about two inches from the end, lay the hook in, and roll up the plummet again; your hook is then secured. This is not so good as using the ring plummet, the hook in this instance being passed through the ring, and the point inserted in the cork at the bottom of the plummet, which may be either taper, like a sugar-loaf or square ended.

As success in Roach-fishing depends much upon angling at

the proper depth, take pains to ascertain the depth accurately before you commence fishing; when the plummet touches the bottom, and the tip of the float is even with the surface of the water, you have obtained the true depth. It is better when angling for Roach or any other fish which require ground-bait, to allow the line to remain in the water with the plummet on the hook, while you are casting in the ground bait; so as to stretch and soften the line and render it, consequently, less liable to break, as gut and hair will frequently do when dry and stiff. It is also a good plan, to dip the line above the float, occasionally, in the water for the same reason. Having discovered the correct depth, commence fishing with the bait almost touching the bottom; if without success, alter the float so as to fish shallower, that is, with the bait two or three inches from the ground; if still unsuccessful, vary the position of the float still more. During very warm weather Roach occasionally swim nearer the surface, and then sometimes take the bait better at midwater than at bottom; but as that does not often occur later in the season, commence with the bait nearly touching the ground. They may also during the summer months be taken with a fly, using it below the surface and without a float; put on one small shot to sink the bait, drawing it gently up and down till you feel a bite; the Roach generally taking it as it approaches the surface.

It often happens in Rivers, from opening the locks, altering the run of water in the mills, and from various other causes, that the depth of the water is changed, therefore if you have been enjoying good sport and it should suddenly cease (which it will probably do, if you have lost the proper depth) then try the depth again.

The Baits are somewhat numerous; paste, liver-gentles, worms, creed malt, rice, &c., of these the two first are the best. In making the paste it is absolutely necessary that the hands should be very clean, otherwise the paste will be discolored; take a piece of the crumb of a loaf the day after it is baked, dip lightly in water, immediately squeeze it as dry as possible, and placing it in the left hand, knead it with the thumb and fingers of the right, till it becomes exceedingly

smooth and stiff. This is, when well made, the best paste for Roach, and they seldom refuse it at any time of the year. Many add a small quantity of honey, in this case the bread will not require dipping in water. Some also prefer a pink paste, this is made by mixing a small quantity of vermilion or red ochre with the one first mentioned. The Cadis is also a good bait, and should the angler be fishing any water where this bait is plentiful, at the time when it is leaving its shell, he will probably find that the Roach will take nothing else, this being then their natural food. At other times a small redworm or a portion of the tail of a small lobworm will be found successful; note, when using these, to ground-bait with a quantity of a similar description of worm chopped up into small pieces; instead of the bread and bran, which should be used when paste is the bait. In the same manner as the carrion gentles are added when liver-gentles are used on the hook, the fish, as is often the case, appearing to judge from outward appearance only, and therefore preferring the well-fed aldermanic individual moving along in grand state on the hook, to the dirty *canaille* who are swept along with the stream. Yet with Roach as with all other fish, the water may appear in good order, the wind in the right quarter, and everything else equally favorable, but the fish will not take the bait, let it be ever so tempting. The disappointed angler declares that "they are not on the feed" the simple fact being that by a natural instinct, they appear to expect, at certain seasons of the year, and in certain conditions of the water, some particular natural food which is in the water; whether in the shape of decomposed weeds, grubs, cadis or other insects not easily to be discovered. To fish with one gentle, enter the point of the hook (which should be No. 10 or 11) near either end, bring it out at the other, and drawing the point back again sufficiently to conceal it; pursue a similar method if using more than one. A larger hook No. 8 or 9 is required for a worm, to bait with which enter the point of the hook near the head of the worm, which must be worked gently on to the hook with the thumb and finger, while the right is gradually working the hook downwards; a small lively piece of the tail may be left moving about, but if

too much hangs loose, the fish may nibble but will seldom take the whole in their mouths, and the angler will be annoyed by finding part of the worm gone but that he has missed his fish.

Always keep the top of the rod over the float, and sufficiently high to prevent any slack line touching the water, so as to strike lightly but quickly (the motion coming not from the arm but from the wrist) the moment you observe the least movement of the float, either by it being drawn under, or thrown up a little. Do not strike too hard; for the Roach, being a tender-mouthed fish is hooked by a very slight jerk.

When you have hooked a fish, raise the top of the rod and place a slight strain on him by lowering the butt, by playing him thus he will soon be ready for the landing net, an article which will be found particularly useful if fishing from a high bank or where the fish run large. When fishing from the bank with a twenty-foot rod and a tight line, it will be necessary, of course, to remove the butt and large joint to bring the fish within reach of the net.

THE Rudd is similar to the Roach in shape and color; only that it is rather broader and the body and gills are tinged with a golden bronze. The under-fins and tail are a bright red. They seldom exceed a pound in weight, and thrive best in ponds and still waters with gravelly bottoms; spawning about April. Angle for them at bottom the same as Roach; with a fine gut or hair line, No. 9 or 10 hook and a light quill float. Bait with redworms, gentles or paste; ground-baiting as usual.

THE Dace is a handsome shaped fish, the body long and of a bright silvery color; the scales and fins small, the latter being of a yellowish tinge. The largest I remember to have seen was taken in the Thames near Hampton, with a worm, and weighed exactly one pound. The river Colne is also noted for Dace of a large size, a great many being taken near West Drayton.

They are a sharp-biting fish and therefore require striking quickly; frequenting, during the summer months, shallows,

rapids, and eddies, when they afford good sport to the incipient fly-fisher; indeed, they are about the best fish to initiate him into the art and mystery of that science. The young angler will find capital sport during the fine summer's evenings on the banks of the Thames, using the black gnat or golden palmer on the shallows about Isleworth, Twickenham or Hampton, fishing from the towing path. The house-fly, red, black, and brown palmers, blue-duns and gnats, are all killing flies for Dace, and may be rendered still more so, by the addition of a gentle on the point of the hook; or instead of a gentle, a thin strip of light yellow kid leather wound round the hook, from the tail of the fly nearly to the barb.

In the autumn they retire into deeper water and may be taken with the same rod and bottom-tackle as Roach; the same baits also may be used. In summer they prefer the gentle; in the autumn and winter, paste and worms. The best months are from July to December. Large Dace are often caught while fishing for Barbel late in the summer, with the tail of a lobworm; when this occurs, it shows that there are beginning to feed lower down and to discontinue rising at the fly. In shallows of two or three feet in depth, such as lie in the angle of two streams or where a brook enters a river, or between the runs at a mill tail, where there is a kind of eddy or backwater, Dace are usually found waiting for any unlucky insects or worms that may be brought down the stream; in such places work the bait from four to six inches from the bottom; a small redworm will be found very killing. The same ground-baits mentioned for Roach are equally good for Dace, but it must be remembered that when ground-baiting for Dace, you are at the same time performing the same kind office for nearly every other description of fish, and you are just as likely to take Barbel, Roach or Trout. As an instance I might mention that I was Dace-fishing, early one morning, a small stream in Kent, using the gentle and fishing very fine with running tackle; in a very short space of time I landed two brace of Trout, each fish over a pound (a large size for the stream in question), several good-sized Dace, a Perch and some Gudgeons; the only ground-bait I used was carrion-gentles, sprinkling a few in occasionally a

yard or two above the swim, which was about five feet in depth ; the bottom line was the very finest gut, and the float a small taper quill carrying half-a-dozen small shots ; this was in the month of June, the weather was extremely hot, and it was only for an hour or two early in the morning that there was a chance of doing anything.

And here I must remind the young practitioner, that although with Roach, Dace and other fish which require ground bait, this is necessary to draw the surrounding fish into the swim, yet it must be used with judgement ; not throwing in at once a sufficient quantity to satiate all the fish for half a mile down the water, but just sufficient to bring them into the swim ; and as long as they continue on the feed, a very small quantity thrown in at intervals will suffice to keep the shoal together.

The best plan is to ground-bait the place overnight if possible, with a similar description of bait to that you purpose using the following day ; if you intend fishing with gentles, use the bread, bran and carrions mixed with a little clay,; if with worms, then a couple of hundred or more worms should be chopped small and thrown in a few yards above where you intend to fish. It will also be found a good plan when fishing with worms to throw in a clay ball or two containing worms, the same as used for Barbel.

CHAPTER XI.

EEL, LAMPREY AND LAMPERN.

EELS are found in rivers, canals, docks, &c., their usual haunts being weeds, under roots, in holes under the bank, in sunken boats, about flood-gates and weirs. In the Thames and indeed in most large rivers, they are taken principally with night-lines and in Eel Baskets or pot-tles; also in small rivers and ponds by means of an Eel-spear, which is struck into the mud, the Eels being caught between the prongs, which are covered with small barbs so as to retain them. Bobbing for Eels is sometimes practised; it is done in this manner:—having ready a quantity of tough well scoured lobworms, fasten a needle to a couple of yards of strong red worsted; pass the needle through each worm from the head to the tail until the worsted is full. Coil them round the hand and tie them tightly in one place with some strong string so that none of the links hang loose. The rod should be a small pole about eight or ten feet long, tapering from about an inch or more in diameter to half-an-inch at the small end, to which should be fixed a strong ring bent down to a right angle with the rod. Four or five yards of whip-cord will do for the line, but a piece of strong trolling line is best. The bobbing-lead is a hollow cone about three inches high, with a hole through the apex of the cone, through which the line is passed, and tied securely to the bunch of worms, upon which the lead then falls, fitting on the top like a cap. Letting out just sufficient line to allow the lead to touch the bottom when the top of the pole touches the water, fasten the remainder round the butt of the pole; keep raising them two or three inches from the ground, and lowering them till you feel a bite; then draw the bait steadily up, without jerking, but sufficiently quick to swing the lead into the boat,

before the Eel drops off; they are only taken by the teeth sticking in the worsted, two or three are often taken at once.

NIGHT-LINES are made of water-cord, with the hooks about half-a-yard apart, baited with worms, loach, gudgeons, &c. ; a brick is fastened to each end of the line to sink it, or a peg at one end and a brick at the other. and laid obliquely across the stream.

They are also often taken when Legering for Barbel, this style of fishing has already been mentioned as also float-fishing, with the latter the bait should lie on the ground, strike when the float goes steadily off; get the Eel on shore immediately, and cut the bottom line close to his mouth, leaving the hook in, or he will tie your line up into a mass of knots, which will not be improved by his slime. I have also taken them when live-baiting for Jack; I was fishing a piece of dead-water in Shepperton Weir, for some time without success, one afternoon; altering the depth so that the gudgeon swam much deeper, there were two runs in succession, the fish that took the bait fouling the line each time by running under the sill of the weir, apparently at the moment of seizing the Gudgeon. Suspecting they were Eels, I struck the next time directly the float went down, and landed a fine Eel; continuing at the same place I had five in succession in a very short time.

WHEN the river is low and bright, they may be taken by snigging. A short stout needle is whipped tight to the end of a few yards of trolling-line, in such a manner that the needle may hang crossways at the end of the line. Enter the needle at about one-third of the length from the head of a lively lobworm, pass the whole of needle inside towards the tail, and draw it back towards the head of the worm, so that the middle of the needle is opposite where the point entered, by this means the worm is sound and neatly fixed. The rod for snigging is only used to convey the worm to the hole where you expect to find an Eel, and is made thus:—a piece of stout copper wire about eighteen inches long is fastened to the end of a stick seven or eight feet in length, bending the wire into any shape you find

necessary to enable you to place the worm in the hole ; the end of the wire being pointed so as to hold the worm. Experience will soon enable you to distinguish those holes likely to contain Eels, they may sometimes be discovered by their blowing up bubbles in the water. If an Eel is there, he will draw the bait off the wire, give him loose line and plenty of time ; on giving a moderate jerk, the needle is fixed across his throat, hold the line tight, keeping a steady pull on it, and he will soon make his appearance.

The Lamprey Eel is similar in shape to the Lampern, or seven-eyes, but grows much larger, it is sometimes taken nearly three feet long, in rivers having a communication with the sea.

The Lampern is found in the Thames, in the months of March and April, when they are in the best state, but even then are not considered wholesome ; they are generally taken between Battersea and Teddington, but I have taken them at Weybridge. They grow about a foot in length, and have seven holes on each side of the head ; the back is a dark colour and the belly white. Cut in pieces about an inch and a half long, they are killing baits for the ordinary Eel.

C H A P T E R X I I .

GUDGEON, BLEAK, &c.

THE Gudgeon is a handsome little fish, rarely exceeding eight inches in length ; the back of a dusky colour, the fins and tail of a dirty brown spotted with a darker tint ; at the mouth are two wattles like the Carp ; and on, what is termed, the lateral line of the body, are six dark spots of rather large size. They are a gregarious fish, and may be seen during the summer, in shoals of upwards of a

hundred at the bottom of clear rivers ; delighting in a sharp stream from two to five feet deep with a gravelly bottom. Use the same Rod and Tackle as for Roach ; it is better to have a winch and running line, in case of large Perch or Barbel working into the swim.

The best baits are blood worms and small bright red worms. Before you begin fishing, it is usual to rake the swim with an iron rake fastened to a long pole. By doing this, the water is coloured, and small worms and insects are stirred up, by loosening the gravelly sand ; the gudgeon, instinctively, swim towards the spot and take the bait. As they cease biting use the rake again, and continuing in this manner you may take nearly every fish in the swim. Plumb the depth before you commence, and let the bait just touch the ground. When baiting with blood worms, put two on the hook ; they require very careful handling when doing so, as they are apt to fall to pieces ; when using red worms, bait with the tail end, leaving as little as possible loose.

When fishing from a punt, it will be unnecessary to use the rake again as long as the gudgeon continue biting. If they cease doing so and do not come on again after raking the ground, try a fresh swim. Continual raking and change of ground being requisite to secure successful Gudgeon fishing. I once caught one hundred Gudgeons in one hour from one swim ; this was in the Thames in 1858 ; being short of Jack-baits I was compelled to catch them with a rod and line ; it was sharp work, the swim was about two feet deep, and the Gudgeons well on the feed, taking the bait as soon it was in the water ; I used the tail half of a red worm threadled securely on the hook ; by this means I could generally take a dozen before requiring a fresh bait.

BLEAK are found in immense numbers in the Thames, Lea, and several other rivers ; they are a lively, brilliant fish somewhat like a Sprat in size and colour ; and easily taken with a small fly at the top of the water or with a gentle or paste at midwater or towards the bottom. The Roach fisher is often annoyed by a small shoal of Bleak making their way into his swim, attracted by

the ground bait. The young fly-fisher when whipping for Dace with a very small red palmer or black gnat, on the shallows, may take any quantity during the warm summer's evenings. If angling for them, it is a good plan to have four or five No. 10 hooks, tied on very fine gut about five inches in length, and attach them to an ordinary Roach line, like a paternoster so as to fish all depths at once, using a very small quill float and baiting each hook with a single gentle or very small piece of paste. I have known them caught five at a time.

THE Loach or Stone Loach is a very small fish, seldom exceeding five inches in length; with a dark round body of a muddy colour, with six wattles at its mouth; the colour of the fins somewhat resembles that of the fins of a Gudgeon. They lie at the bottom like Barbel routing the gravel and may be taken occasionally with a piece of red worm, on the shallows near Milltails.

MINNOWS, Pricklebacks, and Bullheads, or Miller's Thumbs are too well known to need description. The first are valuable as a bait for Trout, Jack, &c., for which purpose the second is sometimes used, but requires the prickles to be removed. As regards the third, Salter says that "he has known seven dozen taken in a day in the New River near Ware," and that "it is fine eating when fried, if the head is cut off," but unfortunately the fish itself is only about three inches in length and even that is nearly all head.



P A R T II.

C H A P T E R I.

THE THAMES.

I COMMENCE this short notice of Fishing Stations with a description of the Thames; first as being undoubtedly the most important river of England, and secondly, as being more particularly, the scene of the London Angler's piscatory achievements. At the beginning of the present century it would have been comparatively difficult to inform him where to go to really enjoy his favorite amusement; for then, it would have required some considerable outlay of time and money to diverge to any great distance from home, or from the county in which he resided. In the present day, however, the position is somewhat different. Railroads and steamers have opened out an entirely new world of adventure and recreation, and his ambition is consequently, stimulated to the highest pitch. For a comparatively trifling cost, the angler can explore some of the finest districts of the most unfrequented parts of the north in search of the princely Salmon, and the enormous Lake-Trout, which before the present age of quick travelling, were seldom placed within reach of his rod and line. The Thames, however, is *par excellence*, the London Angler's River; few streams containing a greater variety of fish, and the varied scenery on its banks being of unrivalled beauty. Owing to the Steam Navigation, Gas Works and Sewers, the Thames Salmon which, a century since, was noted for its splendid flavour, has been entirely driven away from the river; which will, notwithstanding, be one of the finest fisheries, in England, in the course of a few years, if the vigorous efforts now being made by the Thames Angling Preservation Society be persisted in, for the artificial breeding and rearing of Salmon, Trout, and Grayling. The ultimate

result of the introduction of Salmon again to the Thames is of course at present very problematical, as, for the reasons already given, it remains to be proved whether they will be able to pass through the pools near London, on their passage to the sea, and return to the breeding beds ; although when the Main-Drainage Works are completed, the water may be brought to a state more nearly resembling its original purity. It is considered by the Society that without any great expense or trouble, nearly 100,000 Trout may be hatched and reared annually for the Thames. The young fish grow rapidly, and should Pisciculture be carried on with spirit, even making allowance for the ravages committed amongst them by their mortal enemy the Pike, the river will still be well stocked with Trout ; as although unsuited for many reasons for breeding them successfully by itself, without management, yet the Thames supplies abundance of suitable food and has all the conditions required for healthy development as is sufficiently shown by the large weight and splendid quality of the Thames Trout. Should the attempt with Salmon and Grayling be as successful, it will not only greatly exalt the character of the fishery, but will still further establish the value of the Society, through whose exertions so glorious a result has been achieved.

Two streams contend for the honour of the parentage of this noble river, the source of one being known as Thames-head (which is about 376 feet above the level of the sea) and that of the other as Seven Springs ; the former would seem at first sight to have the best claim to the title, the source having always been called Thames-head by the inhabitants of the neighbourhood, and the stream itself having always been called the Thamas, for some distance before it meets the other branch, which has always been called the Churn ; the latter however bears the palm as regards both its size and the distance of its source from the main river. Thames-head rises in a field close to a bridge over the Thames and Severn Canal, known as Thames-head bridge, and is about three miles southwest of Cirencester ; the stream is first traceable near Kemble where a supply from one or two other springs enables it to spread into a pretty brook, it then passes Somerford and at Ashton Keynes it is joined by the Swill-brook, which rises

about four miles from Tetbury ; it now flows on till it is joined by the Churn above Cricklade. The Churn rises near Leckhampton Hill, about three miles south of Cheltenham, at Seven Springs, which from its situation and the greater quantity of water that constantly flows from it, seems to have a greater claim to be considered the "very head" of the Thames. Unlike the other stream this is exceedingly picturesque at its starting point, and continues so for a great part of its course. From Seven Springs it runs past Cowley, Colesborne, under Cliffling Wood, through the rich grounds of Rendcombe, North Cerney to Cirencester, through which town it flows ; it then runs for some distance along the Cricklade Road, by Addington and South Cerney to the foot of Hailstone Hill, and joining the other branch about a mile above Cricklade, they flow on together as the Thames. The length of the stream from Thames-head is about ten miles and the length of the Churn from Seven Springs is about 20 miles. Near Water Eaton it is joined by the Ray and tolerable Perch-fishing is to be found. By the time it had reached Inglesham the river has increased considerably in size, having received two rather important brooks, the Cole on the Wiltshire side and the Coln on that of Gloucestershire ; near Inglesham Weir (which is the head of the navigation on the Thames) it is joined by the Thames and Severn Canal by means of which the navigation is continued through the Western Counties. This Canal which joins the Stroudwater Canal near Stroud is about thirty miles long, and was finished in 1789, before which time the Thames used to be navigated up to Cricklade by barges of light draught, built for the purpose, but now the upper course is left to the undisturbed use of the fisherman and the miller. Near

LECHDALE BRIDGE.

it is joined by the Lech ; from St. John's Lock past Buscot Lock there is good Pike and Perch-fishing, and plenty of Roach. Following the road from Radcot Bridge we come to

FARINGDON,

where is a station on the Great Western Railway. Near here

is the celebrated Vale of the White Horse, Wayland Smith's Cave, and the Blowing Stone, in the estimation of Berkshire men the next great wonder to the White Horse; the blowing stone is a huge sort of natural trumpet, being a large block of stone pierced in a curious manner, this when skilfully played may be heard at five miles' distance, and connoisseurs, it is said, can tell by the note where the player comes from. Returning to the river, the next noticeable part we come to is Tadpole Bridge, and passing several small weirs we arrive at the village of Standlake, where it receives the Windrush. There is good bottom-fishing along this part of the river past Appleton, and Stanton Harcourt. The Church here and the Harcourt Chapel contain monuments well worthy the notice of the Antiquarian. On the Berkshire side, about a mile and three-quarters from the river is Cumnor, immortalized by Sir Walter Scott in Kenilworth; but the Haunted Towers and even the very walls, are gone, and all that is left is but a portion of the foundation. A mile below

ENSHAM

the Evenlode falls into the Thames; and below King's Weir is Godstow Bridge and Lock, near the bridge are some ruins, not large nor very picturesque; but they will be looked at with some interest from their connexion with Henry II. and the fair Rosamond. At Godstow Weir some good Trout and Perch are occasionally taken, Between

OXFORD

and Iffley the Thames is joined by the Chiswell. At Sandford Lock Pool a Pike weighing twenty pounds was taken with the spinning-bait, May, 1856. Below Nuneham Courtney and

ABINGDON

the river is joined by the Berks and Wilts Canal (leading to Bath and Bristol, and communicating with the Thames and Severn Canal) and by the river Ock. About a mile below Days Lock near

DORCHESTER

it receives the river Thame. Dorchester is interesting as

having been the site of a Roman Station of great extent and consequence ; its high and palmy state was during the seventh century ; the old abbey is still remarkable for its length and architectural features. Passing Shillingford Bridge we come to the noted Pike-fishing station of

WALLINGFORD.

This town can boast of its antiquity and its ancient importance ; in the Castle of Wallingford William I. before proceeding to London after the battle of Hastings received the homage of the Archbishop of Canterbury and others. It was to Wallingford Castle that Matilda fled during the long struggle between the Empress-queen and Stephen. The castle was last garrisoned during the great Civil War, when it was taken by Fairfax and demolished. From Wallingford Lock we follow the river past Streatly and Goring to Whitchurch and

PANGBOURNE,

where it is joined by the Pang which contains some very fair Trout and Perch ; there is also some capital fishing in the main river. The fisherman here is Champ, and the Inns, the Elephant and Castle, and the George. There are some good Trout at the weir at Maple-durham, but it requires careful fishing. The scenery is very beautiful past Purley to

CAVERSHAM,

where there is a splendid stretch of water, but what with the netting and the influx of fishermen from London, via Reading (which has the advantage of three railways) the angler must not expect a very large take, the fishermen here are Freebody and Piper, and the Inns the White Hart, the Railway Hotel, &c. Some good fish may occasionally be taken in the Kennet which joins the Thames between Caversham and Sonning, at this latter place are some large Barbel and Roach. The fisherman is Bromley. Below this at Shiplake Lock it is joined by the Lodden and both at Shiplake and Wargrave there is good jack-water, heavy beds of rushes and weeds that it is almost impossible to net.

HENLEY

is reached by a branch of the Great Western Railway, the distance from town, by rail, being 36 miles. The Perch-fishing is remarkably good, some having been taken weighing three pounds and a half and sometimes more. The Inns are, the Angel and the Red Lion; the fishermen K. and W. Woodley, &c. At Hambledon where there are two weirs some good Trout are occasionally taken, there is also first-rate Perch-fishing near Culham Court, from the grounds of which the windings of the Thames are seen to great advantage, and extensive views are obtained of the wood-crowned undulations of the Chiltern Hills. Lower down the river is

MEDMENHAM ABBEY.

This was founded about the year 1200, but the commissioners appointed by Henry VIII. to enquire into the state of the smaller monasteries found it in such a ruinous state that, the monks having no objection to remove to a larger establishment, it was appended to Bisham and suffered to linger on till it perished altogether. The walls were afterwards strengthened and it was converted into a dwelling, and so remained till the middle of the eighteenth century, when Francis Dashwood, Lord le Despencer resolved to found an order of monks in accordance with the character of the times, chosen, not however from the poor and unlearned but from men of rank and position, and literary fame, who took the name of Franciscans from the christian name of their superior. "*Fay ce que voudras*" was the motto inscribed over the door, where it is still to be seen, and in accordance with it these monks did what they pleased. The feelings of the neighbourhood were at length so outraged by the practices of this "band of brothers" that the society was suppressed. Every trace of the Franciscans was afterwards carefully removed from the walls, and the abbey is again a peaceful dwelling. The river from this part to Cookham abounds with fine Chub, which find capital retreats under the bushes which overhang the river, which is of considerable width with strong beds of weeds affording first-rate harbour for large Pike. At New Lock is

a wide weir with a strong run in the centre ; at another and smaller weir at the side I have taken some large Perch with the spinning-bait. Some good Barbel may also be taken at the edge of the run with the leger but the bottom is very foul. Passing Harleyford and Hurley we come to

TEMPLE LOCK AND WEIR.

At the foot of which some good Trout may be taken with fine tackle ; and when there is no water running over the weir (as sometimes happens when an extra supply is required for the mills), the fisher may have first-rate sport with Chub, which find a harbour under the sill of the weir. Below Temple Mills we come upon the fine beech groves of Bisham and a curve in the river shows us the Abbey and Church. As we approach the town of

GREAT MARLOW,

the Suspension Bridge has an exceedingly light and graceful appearance, standing out as it does from a background of dark trees and round-topped hills. The Inns at Marlow are The Anglers, George and Dragon and Crown. The fishermen are W. Rockell, White, Shaw and Jones. In the Lock Pool, I have taken some good Trout and Perch with the spinning bait.

The best way to fish this water is to write to a Marlow fisherman, a day or two previous to starting, directing him to meet the angler at the Marlow Road station on the Great Western Railway (which is 29 miles from London), close to the water-side, the railway bridge crossing the river at this point, and then fish the water well, up to Marlow. The scenery about here is very fine, especially if seen from the top of Quarry Wood, which overlooks the country for miles round ; and the view of the Thames, with Marlow Church and bridge, the mills, and the numerous aits with which the river is studded, is extremely beautiful ; as are also the views to be obtained for the next five or six miles past Cookham, Hedsor, Cliefden and Taplow. The fishing from Temple Mills to Marlow railway bridge is preserved by the the Marlow Angling Club, but is free to anglers. The river Wick joins the Thames near

COOKHAM,

where there is a station on the Wycombe branch of the Great Western Railway. The Inns are the Bell and Dragon and the King's Arms. The next fishing station is

MAIDENHEAD,

which is 23 miles from town by the Great Western Railway, and 52 miles by water from London Bridge. The Inn is the Orkney Arms, and the fishermen, Andrews, Wilder, &c. Some little distance above the bridge is Boulter's Lock and Pool, where some good Trout are occasionally taken; also Jack, Perch, Roach, &c. Below Maidenhead we come to the pretty village of Bray; this name will recall the memory of its vivacious Vicar, who "whatsoever king did reign, would still be Vicar of Bray." Close to the river is the George Inn, and the fisherman is Woodhouse. Below Bray is

MONKEY ISLAND,

formerly the residence of the third Duke of Marlborough, who erected on it the Temple and Pavilion; the latter containing the celebrated Monkey Room, with its numerous paintings of monkeys in various characters, from which the island takes its name. This property is now conducted as an hotel for fishing parties, &c.; the Pike fishing in the neighbourhood being very good.

We now pass the noted Surley Hall, Boveney Lock, and Eton, and arrive at

WINDSOR.

At Eton weir, spinning for Trout and Perch is successfully practised. The Inns are the Crown and Anchor, Three Tuns, Swan, &c., and the fishermen Haynes and Son.

DATCHET

is a good station for Barbel-fishing, and some good Trout are occasionally taken here. In April, 1859, one weighing 10lbs. was taken with the artificial bait. The Inns are the Horse and Groom, Angel and Crown, &c., and the fisherman, George Keene, who has removed to this place from Wey-

bridge. Below Datchet is Old Windsor, "the Bells" of Ouzeley, and Wraysbury, where there is excellent Jack-fishing, especially on the side opposite the towing-path. Passing Magna Charta Island and Runneymead, we come to Bell's Weir, Egham; at this weir there are always a few good Torut. Between Egham and

STAINES

the Thames is joined by the river Colne. The Thames, from the City Boundary Stone downwards, is preserved by the Thames Angling Preservation Society, who have succeeded in abolishing netting from this point to Richmond Bridge. The river for this distance therefore is one long preserve, the only nets allowed being a landing-net and a casting-net 13 feet in circumference for taking baits. We give, however, the dimensions of the original preserves, and the reader should remember that, although the society preserves this portion of the Thames, yet the river is entirely free to the angler, and is protected only against the poacher and netter. The original preserve at Staines, extends 720 yards from the city stone, to 210 yards eastwards of the bridge; and there is capital Barbel, Roach, Chub and Gudgeon-fishing. The Inn is the Swan, at the water-side, and the fishermen, Cambers, Vears, Fletcher and Amor.

PENTON HOOK

Preserve extends 1150 yards, being from the Guard Piles eastward round the Hook, to the east end of the Lock; there is excellent fishing round the Hook, down to

LALEHAM,

which is a good fly-fishing locality; but there are also some quiet corners where the live bait may be employed for Pike with great success. The Inn is the Horse Shoe, and the fisherman, Sam. Harris. The preserve at

CHERTSEY

extends 445 yards, being from the weir to 80 yards eastward of the bridge. At this weir I have taken some fine Trout

with the spinning-bait; and there is a small stream called the Abbey Mill River, which joins the Thames at Chertsey, in which some good Perch fishing is to be had. The Inns here are, The Cricketers, &c., and the fishermen Upjohn and Galloway. The "Stank," near Chertsey Bridge, is a noted corner for Jack, where occasionally great execution is done with the live bait.

WEYBRIDGE.

There is first-rate Jack-fishing above the weir, in a corner at the lower end of the ait; and at the Guard Piles is a noted swim for Barbel and Roach. The preserve extends 800 yards below the weir, and this is one of the finest pieces of fishing-water below Staines. In the deep off Ham Haw Point, where the water averages 20 feet, and even more, in depth, there are some heavy Trout, Pike, Carp and Eels. Ham Deep may also be fished with the live bait for large Pike during the winter months with the greatest success. At the mouth of a small stream known as the Bourne, which here enters the Thames, I have taken some fine perch with the paternoster, and using live minnows for bait. Some little distance below is Halliday's Hole, where great quantities of Bream and Barbel have been taken, and occasionally large Trout. The river Wey joins the Thames at Weybridge. The Inns are the Lincoln Arms, Crown, Ship, &c., and the fishermen, Richard and John Harris, Edward, John and Charles Keene.

At Chalk Hole, between Weybridge and

SHEPPERTON,

there is first-rate Jack-fishing, besides a good pitch for Barbel, Bream and Roach. One afternoon in September, 1862, over ninety pounds weight of Bream were taken by two rods. The preserves at Shepperton are the Upper Deep, 200 yards. The Old Deep, 240 yards east of the Creek Rails; and the Lower Deep, 200 yards east of the Drain. The New Hotel, in Oatland's Park, is seen from this point to great advantage. The Inn at Shepperton is the Anchor, and the fishermen the Purdues and W. Rogerson. In April and May

some good Trout are always to be found near the head of the small islands which stud the river in the neighbourhood of

HALLIFORD.

The fishermen here are the Rosewells and Rogerson ; and the Inn, The Ship. There are some capital Roach-pitches from Halliford to

WALTON.

The preserve here extends 250 yards at the east of Tankerville's, and west of the horse-bridge, called Walton Sale. This is a noted place for large Pike, some having been taken here weighing upwards of twenty pounds, with the live bait. From Walton Bridge down to Sunbury Weir is a fine piece of water for Jack-spinning ; and the whole water abounds with Bream and Roach. The fishermen are, James Rogerson, George Hone, and the Rosewell's ; the Inns are, The Crown, and the Duke's Head.

SUNBURY

Weir is a capital place for Trout at the commencement of the season ; and late in the year I have taken some large Pike with the live bait, when part of the weir has been shut in so as to form an eddy. The preserve extends 683 yards from the weir eastward, to the east-end pile of the break-water. The Inns are, The Flower-pot, New Inn, and The Magpie ; and the fishermen, Fulker, Clarke and Goddard. From Sunbury some good spinning may be had from the towing-path down to

HAMPTON.

The preserve extends 1514 yards from the west end of Garrick's Lawn, including the Tumbling Bay, to the Lower Head Pile below Moulsey Lock and Weir. Some good Roach-fishing is to be had in the neighbourhood of Hampton ; the Perch also are of very fair size. The Inns are, Red Lion and The Bell ; and the fishermen, Melbourne, Benn and Snell. Several good Trout are annually taken at Moulsey Weir ; and opposite the Lock-house is a good Barbel pitch.

HAMPTON COURT

is 15 miles from London, on the South-Western Railway. Near this place the Thames is joined by the river Mole, and large quantities of Perch are occasionally taken. In the deep, at the Water Gallery, there are always a few good Trout. The Inns are, The Castle, (at the foot of the bridge) The Mitre, and King's Arms. The fishermen are, Thomas Davis, Sedgewick, Milbourne, Smith and Rockingham. A short distance below Hampton Court is

THAMES DITTON,

where a great number of Jack are taken with the spinning-bait. The Inn is the Swan; and the fishermen, the Taggs and Rogerson.

KINGSTON

is about 12 miles from London; the preserve is 1960 yards in length, extending from the Lower Malt House, at Hampton Wick, to the east end of Mr. Park's Lawn, at Teddington, including the back water, known as the Trolock, in which there is good Jack and Perch-fishing. The fishermen are, Johnson, Brown, Boulton, Clarke and Bradford; and the Inns, the Jolly Anglers, Oak, &c. Trout are very rarely taken below

TEDDINGTON,

although occasionally a large one is taken at the weir. Below Teddington Weir are some good swims for Roach, Bream and Barbel; and sometimes Carp are taken of very fair size. The fishermen are, the Kemps, Balden, &c.

TWICKENHAM.

The preserve is 410 yards from the west end of Lawn, Pope's Villa, to the Ait. The fishermen are, Coxon and Son, Hall, Harris, &c., and the Inns, Eel Pie House, and King's Head. There is capital Roach and Dace fishing from Twickenham down to

RICHMOND;

but the rise and fall of the tide (which flows as far as Teddington Lock) causing an alteration of the depth, and a con-

sequent shifting of the float being requisite, the fishing is hardly so pleasant as higher up, where the stream flows more regularly ; besides the annoyance in this quarter of an occasional skiff or other pleasure-boat being rowed into your swim by some weak-minded individual who, probably has entered the aforesaid skiff for the first time in his life, and having screwed up his courage by sundry libations, appears consequently in his own eyes, "monarch of all he surveys ;" and thinks it decidedly *infra dig.* to look in what direction he is rowing. A few of these "*bêtes noires*" are sometimes to be seen about Hampton Court, appearing in the distance like floating windmills ; but they rarely venture higher up the river.

The preserve extends 700 yards westward of the bridge to Duke of Buccleuch's ; the fishermen are, Brown, Howard, Platt and Carter ; and the Inns, Star and Garter, King's Head, &c.

Below Richmond is Isleworth, where there is no deep. The Inns are, King's Head, Pigeons, &c. ; and the fishermen, Styles and Platt.

Below Isleworth there are two preserves mentioned in the old list ; one at Fulham, 30 yards west to 30 yards east of the bridge. And one at Battersea, 10 yards west to 10 yards east of the bridge.

Annexed is a list of the locks, bridges, and principal ferries, with the distances in miles and furlongs from London Bridge, commencing at Richmond, with the usual fall of water in the locks. I believe it will be found as correct as it is possible to be ; for it will be obvious that the height of the water must at times vary considerably, such as during a very dry or very wet season, when the fall in the locks will vary accordingly. The toll (6d.,) allows the punt to pass once up and down again through the lock the same day, but some few of the locks are free. With these remarks, I leave it in the hands of the reader, trusting that he will find it as useful as I have ; and now take leave of the Thames, which from its source, to where it runs into the sea, at the Nore, is about 110 miles, nearly due east, but flows about twice that distance, measuring the windings of the river :—

Locks.	Bridges.	Distance by Water from London Bridge.	Fall of Water in Lock.
	Richmond.....	16 m. 2 f.....	
Teddington.....		19 m.....	} 2 ft. 6 (High) 4 ft. 6 (Low)
	Kingston.....	20 m. 1 f.....	
Moulsey	Hampton Court ...	23 m. 2 f.....	5 ft.
Sunbury		25 m. 3 f.....	4 ft.
	Walton	28 m.....	
Shepperton.....		30 m. 3 f.....	5 ft. 3
Chertsey	Chertsey	32 m. 3 f.....	3 ft.
Penton Hook		34 m. 3 f.....	2 ft. 6
	Staines	36 m. 1 f.....	
Bells Weir		37 m. 2 f.....	4 ft. 6
Old Windsor		40 m. 1 f.....	4 ft.
	Albert	41 m. 7 f.....	
	Datchet Railway...	43 m. 6 f.....	
Windsor		44 m. 2 f.....	5 ft. 4
Boveney		46 m. 1 f.....	3 ft. 6
Bray		49 m. 4 f.....	1 ft. 9
	Maidenhead	51 m.....	
Boulters		51 m. 6 f.....	6 ft.
Cookham.....		54 m.....	4 ft.
	Marlow Rd. Railway	55 m. 4 f.....	
Marlow		58 m. 1 f.....	5 ft. 6
	Marlow.....	58 m. 3 f.....	
Temple		59 m. 4 f.....	4 ft.
Hurley		60 m. 3 f.....	3 ft. 4
	Medmenham Ferry	62 m.....	
Hambledon.....		64 m.....	4 ft. 8
	Henley.....	66 m. 5 f.....	
Marsh		67 m. 4 f.....	4 ft. 6
	Wargrave Ferry...	69 m. 6 f.....	
Shiplake		70 m. 3 f.....	3 ft. 6
Sonning		73 m.....	4 ft.
Caversham		75 m. 7 f.....	4 ft. 6
	Caversham.....	76 m. 5 f.....	
Maple Durham ...		80 m. 2 f.....	
Whitchurch		82 m. 6 f.....	3 ft.
	Basildon Railway..	85 m. 5 f.....	
Goring.....		87 m.....	5 ft.
Cleve		87 m. 5 f.....	3 ft. 4
	Moulsford Ferry...	88 m. 7 f.....	
Wallingford		92 m. 4 f.....	1 ft. 6
	Wallingford	93 m.....	
Benson		94 m. 1 f.....	4 ft. 6

Locks.	Bridges.	Distance by Water from London Bridge.	Fall of Water in Lock.
	Shillingford	95 m. 5 f.....	
Day's		98 m. 4 f.....	5 ft.
Clifton		101 m. 1 f.....	3 ft.
	Appleford Railway.	103 m. 1 f.....	
Culham		104 m. 4 f.....	7 ft.
	Abingdon.....	106 m. 6 f.....	
Abingdon		107 m. 2 f.....	6 ft.
Sandford		112 m. 3 f.....	6 ft.
Iffley		114 m.	3 ft. 4
Folly Bridge.....	Oxford.....	115 m. 4 f.....	1 ft. 6
Ousney.....		116 m. 2 f.....	3 ft. 6
Binsey		118 m. 2 f.....	1 ft.
Godstow	Godstow	119 m. 4 f.....	2 ft.
King's		120 m. 7 f.....	1 ft. 6
Ensham	Swinford	123 m.....	1 ft.
Pinkhill.....		124 m. 2 f.....	2 ft. 6
Langley or Skinner's.....		125 m. 3 f.....	1 ft. 4
Ark Island		127 m. 2 f.....	1 ft. 6
Cock's or Langley		129 m. 2 f.....	— 10 inches.
	New	130 m. 4 f.....	
Limbre's		131 m. 4 f.....	1 ft. 6
Shifford.....		132 m. 4 f.....	1 ft. 6
Duxford		133 m. 6 f.....	1 ft.
Tenfoot		135 m. 3 f.....	1 ft. 2
Kent's		137 m. 1 f.....	1 ft.
	Tadpole	137 m. 2 f.....	
Rushy		138 m. 1 f.....	1 ft.
Old Nan's.....		138 m. 7 f.....	1 ft.
Old Man's.....		140 m. 2 f.....	— 8 inches.
	Radcot..	141 m. 2 f.....	
New Lock		142 m. 4 f.....	— 8 inches.
West		144 m. 4 f.....	2 ft.
Buscot		146 m. 6 f.....	2 ft.
	St. John's	147 m.....	
St. John's.....		147 m. 1 f.....	2 ft.
	Lechdale	147 m. 7 f.....	
Inglesham Weir (immoveable)...		148 m. 2 f.....	
	Hannington	152 m. 3 f.....	
	Castle Eaton	155 m.....	
	Cricklade.....	160 m.....	

CHAPTER II.

TRIBUTARIES OF THE THAMES.—THE LEA.

OF the various rivers which flow into the Thames, the river Lea is the most valuable to the London Angler. It joins the main river opposite the Greenwich marshes, below the Blackwall Railway, but Jack are very rarely taken below

LEA BRIDGE,

where some good Perch are occasionally taken with the pater-noster. This water, together with *The White House* water and Temple Mills, are now rented by Mr. Beresford of *The White House*, and the annual subscription to the three is fifteen shillings, or without trolling, one shilling per day. Above Lea Bridge, and about 5 miles from town, we come to

TYLER'S WATER, TOTTENHAM.

The fishing here is very good; the subscription is one guinea per annum including trolling, or without trolling, one shilling per day. The angler will find good accommodation at *The Ferry House*, kept by Mr. Noakes. Next to Tyler's, is

FORD'S WATER,

the extent of which, is less than a mile; the subscription is the same as at Tyler's. This water belongs to what is called *The Blue House*; beyond this, we come to

BLEAK HALL,

or, Cooke's Ferry, Edmonton. Upwards of two miles of the Lea, and one mile of the mill-stream are preserved, and the angler may make sure of good sport in favourable weather. There are some good Trout taken occasionally with the spinning-bait. The annual subscription to this water is one guinea, including trolling, which commences July 1st, and

ends March 1st. Live-bait fishing is allowed from October 1st to March 1st. The inn is kept by Mr. Wicks. Next to Bleak Hall, is Mr. Digby's water, at

CHINGFORD.

There is excellent Pike, Chub, and Perch-fishing in this part of the Lea; the subscription for the season being one guinea. There is good accommodation for anglers at Mrs. Bullin's cottage at Chingford, close to the water. The next fishery is at

PONDER'S END,

belonging to *The Anchor and Pike*, rented by Mr. Keid. The length of this water is about two miles and a half, extending as far as Enfield Lock. There is plenty of good Jack-fishing in this water as well as some capital fishing for Perch. The subscription is half a guinea per annum. The next we come to are the

ENFIELD AND SEWARDSTONE-MILL

Fisheries; these are in length about three miles, and have plenty of Pike and Perch, with occasionally Trout. The annual subscription is one guinea. Mr. Metcalfe, of *The Swan and Pike*, is the proprietor of the water. The Lea, for the space of about two miles from these fisheries belongs to Government, and bears the name of the

ORDNANCE WATERS;

permission to fish must be obtained from the Ordnance Office. Large Trout, Pike, and Perch, are taken here, but orders to fish are rather scarce. Above the Government waters, is Mr. Clark's fishery at

WALTHAM ABBEY.

This is by rail $14\frac{3}{4}$ miles from London, and about 12 miles by road. This fishery includes the Corn-mill stream, the Straits, the Cob-mead, and the Broad-water, together about four miles and a half, and containing plenty of good fish. Two or three seasons since, a Pike was taken in this water, weighing nineteen pounds. The annual subscription is a

guinea and a half, and Sunday fishing is not allowed. The water at

CHESHUNT

is rented by Captain Saunders, the subscription being two guineas per annum. In this part of the Lea some very good Trout, Pike and Barbel are taken. Above this water is King's Weir, part of the

BROXBOURNE FISHERY,

where there is some first-rate fishing for Trout, Pike, and Perch. One of the subscribers took with the spinning-bait a fine Trout weighing eight pounds, May 20th, 1859, in the mill stream; Mr. H. J. Alfred took a very fine Barbel, weighing seven pounds and a half, June 4th, 1859, with a worm; and I have this season taken three brace of Trout in the day, from this part of the water. The whole of this portion of the Lea, as far as Nazing Marsh, beyond Carthagenia Weir, is rented by Mr. J. Beningfield of the Crown Inn, Broxbourne Bridge, who stocks the water every year with upwards of a hundred brace of Jack, besides a great number of fine Trout. The annual subscription is One Guinea including trolling, or Two Guineas with Trout-fishing; (subscribers residing near the fishery pay an extra subscription for Trout). Day tickets for Jack-fishing, Two Shillings.

The angler who visits this part of the Lea in the hollyhock and dahlia season, should not leave without visiting the Crown, Mr. Beningfield being as justly celebrated for his cultivation and care of those splendid flowers, as for his polite attention to visitors.

In the upper part of the Broxbourne fishery, in what is termed the Gull, there are some heavy Pike, but they are not often taken. Beyond here is

PAGE'S WATER,

where the fishing is similar to that at Broxbourne. The inn is *The Fish and Eels*, and the subscription is One Guinea per annum.

THE RYE HOUSE

Fishery extends from Black Pool to and including Field's Weir on both sides of the river Lea, and from Field's Weir to a point opposite Nazing Mead on the west side; also from Roydon Road to Field's Weir, in the Old Stort River; and is, altogether, upwards of three miles in extent. Mr. W. H. Teale, of the Rye House, is the proprietor. The subscription per annum, is One Guinea, including Jack-fishing; and One Guinea extra for Trout (if the member resides beyond five miles from the fishery; if within five miles the subscription is Two Guineas for Trout). The Jack season begins August 1st, and ends the first Sunday in March, and the fish are remarkably fine. I was Pike-fishing in this water a year or two since, with one of the subscribers, and at the close of the day our take showed one of nearly fourteen pounds, one of seven, and several smaller ones, from two to five pounds each.

Beyond the Rye House is the

AMWELL MAGNA

Fishery, one of the best subscription waters on the Lea. The club is very limited in number, the subscription at present being eight guineas per annum, which will be increased: the future entrance fee, which is rather heavy, is regulated from time to time by the committee. The water is under the able management of Henry Wix, Esq., the Solicitor to the Fishery being Charles Rivington, Esq.

Permission to fish is very rarely obtained by non-members, as the subscribers' tickets for friends are very limited in number. Although it can hardly be called a close borough, still it is the closest water on the Lea. The members of the Amwell Club have the exclusive right of fishing from Black Pool above the Rye House to Hertford; also in the New River near Amwell, where a short time since one of the members took a very fine Trout, weighing six pounds, with the spinning-bait.

A short distance above Hertford the Lea is joined by the river Maran, a little stream which has its source a few miles from King's Walden, and passes through Panshanger Park before its union with the Lea; which before receiving this

addition to its waters, runs through Hatfield Park, the seat of the Marquis of Salisbury. The river here assumes the appearance of a lake, and is full of Pike and Perch, with a very fair quantity of Trout. Above Hatfield is Brocket Hall and Park. Here again the Lea spreads out into a spacious lake, and abounds with large fish. Large Pike have been taken in these waters with the flies mentioned in Chap. IV., especially at Hatfield Park.

At Wheathampstead, near the paper mills, there is very good fishing. Above here the Lea flows through Luton Park, where there is good Trout and Pike-fishing, in the lakes supplied by the stream which flows past the little town of Luton from Houghton Regis in Bedfordshire, near which village is the source of

THE LEA.

CHAPTER III.

TRIBUTARIES OF THE THAMES—*continued.*

THE Darent is a small Trout-stream in Kent; being for the most part strictly preserved, good sport may be had with the fly, fishing very fine with small flies. I have had some extremely good takes in the neighbourhood of Eynsford and Farningham. The Darent joins the Cray, falling into the Thames near Erith.

The Roden rises between Dunmow and Stanstead, passes Canfield, Chipping Ongar, Chigwell, Woodford, Wanstead, and Ilford, joining the Thames near Barking.

The Wandle is a Surrey Trout-river, extremely clear and requiring small flies, such as a very small hare's-ear or blue-dun, and the carshalton cocktail. The may-fly is never seen on this river, the greater portion of which is preserved; the most noted part where the fishing is free is at Hackbridge. The Wandle enters the Thames at Wandsworth.

The Brent rises in the north of Middlesex, runs through Edgware and Hendon; where there is some good water for Jack, Perch and Roach; thence to Kingsbury, where the fishery belongs to the Welsh Harp public-house, on the Edgware Road, three miles from Kilburn Gate. At the Kingsbury fishery some large Pike and Perch have been taken; the annual subscription is one guinea, or half-a-crown a day. The Brent then runs through Greenford, Hanwell, past Osterly Park to Brentford, where it runs into the Thames.

The Hog's-mill river rises near Epsom, in Surrey, and passing Ewell and Maldon, running into the Thames at Kingston.

The Mole is formed by the union of several small streams that rise on the borders of Sussex, but is an insignificant stream for some distance after it has left that county, entering Surrey, it passes Horley and Reigate, through Betchworth Park to Dorking. Mickleham, Norbury Park to Leatherhead, where there is some good Trout-fishing. At Pains's-hill Park, near Cobham, there is some very good Pike and Perch-fishing, but permission to fish is requisite. The Mole then winds by Esher, and separates into two branches; one runs by Ember Court, and enters the Thames near Thames Ditton, the other passes through the little village of East Moulsey, and joins the Thames at Hampton Court. The Chub-fishing is good.

The Wey has its source about a mile south-west of Alton, in Hampshire; the river flows through the town, but is a very small stream for a long while after it quits it. The Wey enters Surrey near Farnham, and passing by Godalming, is joined by the Arun and Wey Canal, near Guildford. About a mile beyond Woking is Newark Priory. At Byfleet there is capital fishing in the Park. The Wey then runs by Weybridge, and enters the Thames, being joined in the latter part of its course by the Basingstoke Canal. There is good fishing in nearly the whole of this river; some parts are open water, but permission to fish is, in nearly all cases, readily obtainable where the river runs through parks or by farm lands.

The Bourne Brook rises near Bagshot, and runs by Chob-

ham, entering the Thames at Ham-Haw Point, near Weybridge. A branch of the Bourne joins Virginia Water, Windsor Park.

The Abbey Mill River, which runs at the back of Chertsey and joins the Thames near Chertsey Weir, has some good Jack, Perch and Roach. Permission to fish is required.

The Colne rises in Hertfordshire, near St. Albans, and flows past Two-waters through New Barnes, Watford and Loudwater to Rickmansworth; the water here for nearly four miles is preserved by a Club, the number of members being limited; the subscription is ten guineas per annum. The Trout-fishing here is first-rate; Pike are occasionally taken, and very fine Perch. Below Rickmansworth there is good fishing in the Coppermill stream, which is preserved. The Denham fishery is also very good. At Uxbridge is Barrat's Water, where the Trout run from three to four pounds weight, but being shy require fine fishing. Jack and Perch are also plentiful. The subscription is four guineas per annum. The next is the Thorny-Broad fishery, at West Drayton, where some good Jack and Perch are occasionally taken; but it is specially noted for large Dace. The water is about two and a half miles in length, but is in some places very weedy. The annual subscription is half-a-guinea. Leaving West Drayton, we come to Colnbrook, and from thence to Staines, where this branch of the Colne falls into the Thames. There are other branches of this river, running near Bedfont, where some good Pike fishing is to be had when the water is high. A Pike was taken here, in 1854, weighing twenty pounds. Through Hanworth Park, Twickenham, through the grounds of Sir W. Clay, and the Powder-mills at Hounslow, to Isleworth, where it joins the Thames.

The Wick rises near West Wycombe, in Buckinghamshire, passes High Wycombe, Loudwater, and Woburn, falling into the Thames, near Cookham.

The Lodden has its source in Hampshire, near Basingstoke. At Old Basing it feeds some ponds, in which there are some very fine Pike. At Strathfield-Turgis I have taken large Pike with the live bait, but the river here is

narrow, and permission to fish is required. The angler in this district will find first-rate accommodation at the *Wellington Arms* hotel, near the entrance of the Duke of Wellington's park, at Strathfield-Saye, through which the Lodden runs, and is here formed into a large lake, having a fine tumbling bay or waterfall, in which Perch have been taken of six pounds weight. An order for fishing this part of the Lodden is only to be had from the Duke, who very rarely grants one; and, therefore, the angler who is so fortunate as to obtain an order, must make much of it. From here the river runs through Berkshire, and joins the Thames below Sonning. Some excellent fishing is to be had at Lodden Bridge.

The Kennet rises in Wiltshire, passing Marlborough and Chilton Foliat it enters Berkshire at Hungerford, where the water is preserved by a Club, the annual subscription being two guineas, or half-a-crown per day. From Hungerford the Kennet finds its way to Reading, where it enters the Thames.

The Pang, a small stream, joins the Thames at Pangbourne; and contains a quantity of small Trout.

The Thame rises on the borders of Buckinghamshire, and entering Oxfordshire near Thame, passes Waterstock, Drayton, and Dorchester, and joins the Thames at Shillingford.

The Cherwell rises on the borders of Warwickshire, and enters Oxfordshire near Claydon, thence past Bampton, Somerton, Skipton, and Water Eaton, to Oxford, below which it enters the Thames.

The Glyme rises in Oxfordshire, and passes Sandford, Glympton, and Woodstock, through Blenheim Park, where there are some splendid Pike and Perch; thence joining the Evenlode.

The Evenlode rises on the borders of Oxfordshire, passes Ascott and Charlbury, to Blenheim, where it is joined by the Glyme, and enters the Thames, near Eynsham.

The Windrush rises on the borders of Gloucestershire, enters Oxfordshire near Burford, thence past Swinbrook and Witney, to Standlake, near which it joins the Thames.

The Leach or Lech, rises in Gloucestershire, near Northleach; flows thence past Southrop to Lechlade, where it enters the Thames.

The Coln rises a few miles from Seven-Springs, passes by Withington, Coln St. Denis, and Coln St. Aldwins, and through Fairford—a course of 23 miles, before it falls into the Thames, above Lechlade.

The Ray rises in Gloucestershire, and joins the Thames at Cricklade.

CHAPTER IV.

RIVERS.

The Avon is one of the best Pike rivers in the south of England; the Trout also are very fine. It rises in Wiltshire, passes by Amesbury and through Salisbury, near which town there is some first-rate Pike fishing. It enters Hampshire between Downton and Fordingbridge, at which latter place the Pike are on the increase. By taking up his quarters at the *Star Inn*, Fordingbridge, where the accommodation is excellent, the angler will have good fishing in the Avon, as well as in some other waters near. Ringwood is a noted station for large fish. At Sopley, the river for some distance is under the management of a Club, and Pike of twenty pounds and upwards are not uncommon. There are some pools near the Southampton waters, where Salmon are taken in fair numbers by the members of a club who preserve the fishery; and above these pools, in some waters belonging to Sir H. Fane and Mr. Mills, Pike are sometimes taken as heavy as thirty pounds weight each; all under six pounds are returned to the water. At Christchurch, also, there is excellent Pike fishing, and below here the Avon enters the English Channel, after flowing through the New Forest, with a beauty that must be seen to be appreciated.

The Stour rises near Stourton, in Wiltshire, passing Gillingham Forest, it runs to Sturminster, in Dorsetshire. At Wimborne it is joined by the Allan, and passing into Hampshire, enters the Avon near Christchurch. In some parts of

this river the Trout are rather numerous, and the Perch are said to be large. The Pike-fishing near Christchurch is very good.

The Itchen rises in Hampshire, near Alresford, and passes Winchester and Bishopstoke, where about four miles of it are preserved. In this part of the water there is some good Trout and Grayling fishing, and the Pike are also very fine. It then runs past Swathling, into the Southampton water.

The Test is a noted river in Hampshire; Whitchurch and Stockbridge are the most noted stations. Extremely fine tackle is required, and a very light hand in throwing the fly.

The Warwickshire Avon rises near Naseby, in Northamptonshire, which county it divides from Leicestershire, and entering Warwickshire near Rugby, winds through Stoneleigh Park, where the river widens into a lake, runs past Guy's Cliff, to Warwick Castle, thence past Charlcote, through a beautiful country to Stratford-on-Avon. It then enters Worcestershire, near Evesham, and passing Pershore and Strensham, joins the Severn at Tewkesbury, where there is good fishing, the Avon being preserved for some distance above here.

The Severn rises in Montgomeryshire, and joining the Vyrnwy, enters Shropshire, and almost encircles Shrewsbury, where Salmon are occasionally taken. It then runs by Colebrook Dale, and enters Worcestershire at Bewdley, thence past Stourport and Worcester, below which place it is joined by the Teme, enters Gloucestershire near Tewkesbury, where it is joined by the Avon, and passing Gloucester, is joined by the Stroudwater Canal, which is a continuation of the Thames and Severn Canal. The Severn then falls into the Bristol Channel.

The Wye, Lug, and Teme are the chief rivers of Herefordshire. The first is noted for its Salmon, Trout, Grayling, &c.; and the Teme, especially, in the neighbourhood of Ludlow, being famous for its Grayling.

The Axe rises near Beaminster, in Dorsetshire, and flows past Axminster and Crewkerne, into the Channel, on the coast of Devonshire.

There are many good Trout-streams in Devonshire, such

as the Tamer, Plym, Dart, &c., all requiring fine tackle and rather small flies.

The Ouse rises in the south of Northamptonshire, near Brackley, enters Buckinghamshire, and passing the town of Buckingham, which it nearly surrounds, runs by Stony Stratford, Haversham, Newport Pagnel and Olney, into Bedfordshire, near Harrold Hall. From Bromham Hall to Kempston there is first-rate Pike, Perch, and Bream fishing. The Ouse then runs by the town of Bedford, and at Cardington and Willington good Jack-fishing is to be had, the stream here being, in parts very slow, the live bait may be used with advantage. Passing Roxton, where it is joined by the Ivel, it runs into Huntingdonshire, near St. Neots, then past the town of Huntingdon and St. Ives into Cambridgeshire by Ely, falling into the sea at King's Lynn, in Norfolk.

The Nene rises in Northamptonshire, and flows by the town of Northampton; from Weston Favell to Doddington it is preserved by a club, and good Pike are occasionally taken. It then runs by Thrapston, Oundle, Elton, and Peterborough, and crossing Cambridgeshire, flows into the sea to the west of Lynn. The Nene is noted for large Roach and Eels.

The Cam has two sources, one rising near Ashwell, and the other bearing the name of Granta, rising near Newport, in Essex; the latter flows through Linton, Audley End, and Shelford, where there are some good Pike and Perch, and unites with the Cam near Cambridge, above and below which place there is some good trolling, the river being preserved by the Cam Angling Society. About six miles from Cambridge, at Waterbeach, the river is again under the care of a club, and good fishing may occasionally be had, as also at Grantchester; near Harrimere it joins the Ouse, and the united streams pass Downham in Norfolk to King's Lynn, where they fall into the sea.

The Trent rises on the borders of Cheshire, in the north-west part of Staffordshire, which it crosses in a south-east direction through Stoke-on-Trent and Trentham Park; at Trentham Hall, there is a painting of a large Pike that was found dead in a canal in the park; it had seized a swan by the head, and their mutual struggles resulted in the death of

both. The Trent then flows past Rugeley, to the verge of Derbyshire and Leicestershire, where it is joined by the rivers Tame and Meest; passing Burton-on-Trent, it is joined by the Dove; it then crosses Derbyshire, passing through Donington Park to Sawley, where it is joined by the Derwent and by the Soar, nearer Nottingham; the river about this town is too much fished to afford any amount of sport; it then crosses the county of Nottingham in a north-east direction to Newark, whence it flows through part of Lincolnshire, past Gainsborough, and joining the Yorkshire Ouse, the united streams become the Humber.

The Dove, from its rise in the north-western part of Derbyshire to where it falls into the Trent, forms the boundary between that county and Staffordshire. The Trout and Grayling are of fair size, but require very fine fishing.

The Derwent takes its course past Chatworth, Matlock, and Derby, falling into the Trent. The whole course of this river is about sixty miles.

The Manifold is also a good Derbyshire river, in which a fair amount of sport may be had with the fly.

The Yorkshire Ouse rises in the North Riding, and passes Masham, Ripon, Aldborough to Benningbrough, where it is joined by the Nidd; thence past York, where it receives the river Ure to Cawood, where it is joined by the Wharfe; near Howden, it is joined by the Aire, and below this by the Trent, when it becomes the Humber, and flows into the North Sea.

The Coquet, North Tyne, Aln and Till are noted rivers in Northumberland; the three first are good fly-fishing streams but the last is more suitable for spinning.

The Eden is the principal river in Cumberland and contains some fine Salmon, Trout, &c.

The Tame rises in the southern part of Staffordshire, and flows near Walsall, past Drayton Bassett and Tamworth, joining the Trent between Alrewas and Walton-on-Trent. There are few better rivers than this for Pike-fishing; both Pike and Perch are numerous and large.

The Stour rises in Kent, flows past Ashford, Canterbury, Minster, and Fordwich, to Sandwich, between which place and Ramsgate it falls into the sea.

The Medway rises on the borders of Sussex, and runs through Penshurst past Tunbridge, where there is good fishing, to Rochester and Chatham, joining the mouth of the Thames at the Nore.

The Chelmer, which rises in the North of Essex, has some very good Jack and Perch-fishing ; it flows by Thaxsted and Dunmow to Chelmsford, thence to Maldon, where it joins the Blackwater.

The Blackwater also rises in the north of Essex, and runs by Braintree, Coggeshall, and Witham, where it is joined by the river Brain, and has its exit to the east of Maldon.

The Stort rises in the north-west of Essex, flows past Stanstead, Bishop Stortford and Roydon, where the angler will find some good sport, joining the Lea, between Broxbourne and the Rye House.

The Arun rises near Horsham, in Sussex, and is joined in its course by the Arun and Wey Canal, and by the river Rother (from Hampshire), near Pulborough. Passing Arundel, it falls into the sea at Little Hampton. This river is especially noted for its Mulletts.

The Ouse rises in the Wealds, passes by Maresfield, Brixted, Isfield, and Lewes, falling into the sea at Newhaven.

The Rother rises in Sussex, near Rotherfield, and flows near Etchingham, Bodiham, Newenden, and Rye ; at Winchelsea, it is joined by the Breke, and the united streams falling into the great basin to the east of the port of Rye, form Ryehaven.

The Exe rises in the west of Somerset, at Exmoor, and falls into the sea at Exmouth. There are three associations on this river for preserving the fishing. The water belonging to the Exeter Society is noted for its large fish.

The Dec rises in Merionethshire, runs by Bala, and entering Denbighshire, passes Llangollen and Wrexham to Chester, and thence to the Irish Sea. This river is noted as much for the beauty of its scenery as for the abundance of its fish, there being plenty of Trout, Pike, Perch, &c., as well as Salmon.

CHAPTER V.

LAKES, PONDS, &c.

Wimbledon Park.—The lake in this park contains some very large Pike, Perch, &c., and is strictly preserved; permission to fish is required, and may generally be obtained by writing to the owner.

Osterly Park, near Ealing.—In the grounds is a large lake abounding with large fish, &c. Hofland mentions the circumstance of a Pike weighing over forty pounds being found dead at the side of the lake. It had gorged the head and neck of one of the swans, and the body being rather too large, and the swan rather too powerful, this voracious monster was choked.

Hatfield Park and Brocket Hall.—The lakes in these parks, which are fed by the river Lea, contain some splendid Pike and Perch; permission may generally be obtained by writing to the noble owners.

Gatton Park, near Reigate, contains a large lake and pond. These hold a considerable number of fine Pike and Perch; the pond, which is close to the lake, is full of Perch, many of them of very large size.

Blenheim Park, the seat of the Duke of Marlborough, is a short distance from Oxford. The waters here, which are fed by the river Glym, contain some very large Pike and Perch, but especially the former, which are sometimes taken as high as thirty pounds weight.

Cleveland Hall, in Staffordshire.—The Pike in the lake here are also large. Mr. Jesse, some years since, took one weighing 28 pounds with the spinning-bait.

Shardloes, near Amersham, in Buckinghamshire, contains a fine piece of water, with plenty of fish.

Virginia Water and the Great Lake.—An order to fish these splendid preserves is rather difficult to obtain. It may perhaps be procured through the Deputy Ranger (Col. Seymour), Holly Grove, Windsor Park, but can only be used when the Royal Family is from Windsor.

Home Park, Hampton Court.—The ponds (three in number), and the long canal contain some very fine fish. Orders to be obtained at the office of the Master of the Horse.

Richmond Park.—The Penn Ponds contain some good Pike and Perch, but are very weedy. Orders to fish are to be obtained from the Deputy Ranger, Col. Liddell.

Ruislip Reservoir, between the Pinner and Uxbridge Stations, contains some good Jack and Perch. It belongs to the Grand Junction Canal.

Godstone, Surrey.—There is a lake near this place containing some good fish, and here I have had some excellent sport with Pike, both with the live bait and with spinning. There is also good Perch-fishing in some parts of the lake.

Egham.—There is a good piece of water here, where there is good fishing, especially for Perch.

Dagenham Breach.—This lake, which is situated in the Essex Marshes, has a good supply of Pike, Bream, and large Perch; the latter have been taken over 4½ pounds in weight. This is a subscription water, day tickets are two shillings, and season tickets one guinea each, and is situated between the Rainham and Barking Stations on the Tilbury Line.

Wanstead Park.—The fishing in the large ponds in this park is excellent; large Pike and Perch are taken.

Slapton Lea.—This lake, situated near Dartmouth, in Devonshire, contains a great quantity of large Pike and Perch; permission to fish is obtained from Mr. Pollard, of the *Sand's Hotel*, which is at the side of the water. The lake is only separated from the sea by the beach, so that sea-bathing is easily attainable. The largest fish are taken in this lake with the spinning-bait, to work which properly a punt is required, for which, including the man, the charge is 3s. 6d. per day. The best route is by the Great Western Railway to Totness, thence to Dartmouth, by steamer, and from Dartmouth to Slapton Lea by fly.

Frencham Ponds, near Farnham, in Surrey.—These contain immense quantities of Perch, which I think are taken best with the Paternoster, using a live minnow for the bait. If the angler intends doing any execution at all here, he should be provided with, certainly, not less than a hundred

of minnows, as ten or twelve dozen Perch may be taken in a day. The keeper at the pond charges about a shilling per day.

At Ilford, in Essex, there is a lake and a couple of ponds, containing some fine Pike and Perch. I have taken some good Pike here with the live bait, but the water is very weedy.

Kingsbury Reservoirs, on the Edgware Road, belong to the Welsh Harp Fishery, on the river Brent, which supplies these reservoirs. They contain a great quantity of Jack and Perch, and are in the subscription to the above fishery; the terms are a guinea per annum, or half-a-crown per day. Punts may be hired for a small sum at the *Welsh Harp* public-house, which adjoins the water.

Stoke Newington Reservoirs.—In these there are some good Jack and Perch; as many as sixteen of the former have been taken in about a couple of hours. Tickets are obtained from the Directors of the New River Company.

Horsea Mere and Heigham Sounds.—Two lakes, a few miles north of Yarmouth, have long been celebrated for large Pike and Bream, and bear also the name of the Norfolk Broads.

The Lakes of Cumberland.—Such as Ullswater, Basingthwaite water, Buttermere, Crummock water, and numerous others, are all well supplied with large Pike and Perch, as well as Trout, and some of them contain Char.

The Lakes of Westmoreland, especially Windermere (which is over 14 miles long, and in some parts nearly two miles broad), are well stocked with fish.

The Lakes of Lancashire will also afford good sport to the angler; Esthwaite-water, especially, is noted for large Pike, and Coniston-water is said to produce the best Char in England.

In Cheshire are many large weirs and pools, which abound with Pike, Perch, &c.

Of the numerous canals intersecting the country, which contain Jack and Perch, those nearest London, are—

The Surrey Canal, which joins, near New Cross, the remains of the Croydon Canal. Perch and Jack have been taken here in considerable numbers.

The Paddington Canal, which joins the Grand Junction Canal; and

The Regent's Canal, which runs through Regent's Park, to the basin between Limehouse and Stepney, will afford moderate sport for Jack and Perch, but are often netted.

In the Rye Military Canal, large Pike are often taken. Two or three seasons since I saw one weighing 30 pounds, which was taken in this canal, with a live bait.

In addition to those before-mentioned, there are rivers, canals, lakes, ponds, reservoirs, &c., innumerable, all over England, in which good fishing may be had. I have merely directed the attention of the angler to the best of those known to me.

There is good fishing in the lochs and rivers of Scotland and Ireland, with few exceptions; as also in the Llyns of Wales. These have all been so well described in previous works, such as Hofland's, Stoddart's, &c., that in our present limited space it would be only a repetition of names.



NEW EDITION,

Price 1s. 6d.,

Post Free for 20 Stamps :

A

COMPLETE GUIDE

TO

SPINNING AND TROLLING,

BY

“ OTTER.”

Extracts from a notice in “THE FIELD,” July 30th, 1859.

“This is a useful little work on the above subjects, particularly needed by the tyro in the art of Jack-fishing
“*****containing plain and simple directions, it cannot fail
“to prove a manual to the aspirants to Pike-slaying honours
“*****The directions upon Thames Trout-fishing are what
“they should be, and comprehend all that is necessary in
“that branch of the art. The list of fishing stations will be
“found useful even to experienced fishermen. The little
“book contains numerous illustrations and cuts of tackle,
“baits, &c., &c., and is certainly a useful contribution to the
“literature of angling.”

ALFRED & SON,

54, MOORGATE STREET, LONDON.

REQUISITES FOR FISHING.

REQUISITES

FOR

A SALMON FISHER.

	<i>s.</i>	<i>d.</i>		<i>s.</i>	<i>d.</i>
Salmon Rod	35	0	to	80	0
Check Winch	12	0	to	30	0
Silk and Hair Salmon Line.....per yard	0	3	and	0	4
Prepared Plaited Silk Line.....per yard	0	3	and	0	4
Treble Gut Casting Lines.....per yard	0	9			
Plaited " " ".....per yard	1	6			
Extra Strong Single Gut Lines...per yard	0	6	and	0	9
Salmon Flies	1	0	to	4	0
Grilse Flies	3	6	to	5	0
Fly Book.....	5	0	to	30	0
Spinning Tackle	1	0			
Traces	1	0	to	3	0
Gaff Hook	2	0	to	5	0
Alfred's Sensation Silver Bait	5	0			
Alfred's Pectoral Bait.....	4	6			

A TROUT FISHER.

Fly Rod	10	0	to	40	0
Multiplying Winch.....	5	0	to	14	0
Silk and Hair Fly Line	0	3			
Gut Casting Lines	0	6	and	1	0
" " " Extra Fine, 3 yards	1	3			
Flies	2	6			
May Flies	3	0			

REQUISITES FOR FISHING.

A TROUT FISHER.—*continued.*

May Flies, with cork bodies ...per dozen	4	0		
Fly Book.....	1	0	to	5 0
Alfred's Improved Spinning Rod	20	0	to	50 0
Check Winch	10	0	to	16 0
Prepared Plaited Silk Lineper yard	0	3		
Spinning Tackle	1	0		
Traces	0	6	to	3 0
Alfred's Pectoral Bait.....	2	6	and	3 6
Alfred's Sensation Silver Bait.....3s.	4	0	and	5 0
Water Witch	2	0		
Hawker's Tackle.....	1	0		
Francis' Tackle	1	0		
Trace with "Field" Lead	1	6		
Alfred's Improved Cases, in Japanned Tin, to hold Spinning Tackle, Arti- ficial Baits, &c.	3	6	to	21 0
Landing Net, with Telescope Handle ...	8	6	to	12 6
Haversack	3	0	to	4 6

A JACK FISHER.

Alfred's Jack Rod	12	0	to	40 0
Plain Winch	4	0	to	12 0
Prepared Plaited Silk Lineper yard	0	3		
Gorge Hooks	0	4		
Spear Gorge Hooks.....	0	6		
Weed Hooks	0	6		
Traces	0	6	to	2 0
Spinning Tackle	1	0		

REQUISITES FOR FISHING.

A JACK FISHER.—*continued.*

Alfred's Sensation Bait	5	0	to	7	0
Alfred's Pectoral Bait.....	4	6	to	6	6
Water Witch	2	0	to	3	0
Pike Flies	2	0	to	4	0
Single Gimp Hooks.....per dozen	2	0	and	2	6
Live Bait Hooks.....per dozen	3	6			
Live Bait Float	0	6	and	0	9
Baiting Needle	0	2			
Live Bait Snap Hooks	0	6	to	1	0
Spring Snap Hooks.....each	1	6			
Saddle Live Bait Snap	1	0			
Gimp Paternoster	1	6			
Paternoster Hooks	1	0			
Gaff Hook	2	0	to	5	6
Case for Gorge Hooks, &c.....	1	6	to	5	0
Tin Case for Spinning Tackle	2	6	to	12	6
Pike Gag, 5s. 6d. ; Forceps, 2s.....	7	6			
Haversack	4	6	to	6	6
Live Bait Kettle.....	1	0	to	10	0
Live Dace and Gudgeons	1	0			
Jack Knife	7	6	to	12	0
Weighing Machine	4	6	to	16	0
Drag	1	0			

A PERCH FISHER.

Hickory or Bamboo Rod	6	0	to	24	0
Plain Winch	2	0	to	6	0
Silk Line	2	0			

REQUISITES FOR FISHING.

A PERCH FISHER.—*continued.*

Gut Bottoms	3 yards	0	6	and	1	0
Gut Hooks	per dozen	0	9	and	1	3
Cork Floats	each	0	4	to	1	0
Paternoster		1	6			
Paternoster Hooks	per dozen	1	0			
Landing Net and Handle	from	3	6			
Clearing Ring.....		0	3	to	2	6
Tackle Book		2	6	and	4	6
Caps.....	per dozen	0	2			
Shots	per box	0	3			
Disgorger		0	2			
Live Bait Kettle.....		0	6	to	2	0
Live Minnows	per dozen	0	6			
Artificial Worms and Shrimps	each	0	6			

A BARBEL FISHER.

Hickory or Bamboo Rod.....		6	0	to	24	0
Winch.....		3	0	to	10	0
Prepared Plaited Silk Line	per yard	0	3			
Otter's Improved "Traveller" Float.....		2	0			
Gut Lines	per yard	0	2	and	0	4
Gut Hooks	per dozen	0	9	and	1	3
Leger Hooks	per dozen	2	6			
Legers	each	1	0			
Bullets.....	per dozen	0	9	and	1	0

A ROACH FISHER.

Roach Rod		5	0	to	40	0
Light Winch		2	0	to	6	0

REQUISITES FOR FISHING.

A ROACH FISHER.—*continued.*

Silk Line	20 yards	1	4		
Fine Prepared Plaited Silk Line	per yard	0	3		
Gut Lines	3 yards	0	6	and	1 0
Extra Fine Gut Lines.....	3 yards	1	3		
Extra Fine Gut Hooks	per dozen	1	6		
Single Hair Lines	per yard	0	2		
Single Hair Hooks	per dozen	1	0		
Taper Quill Floats	each	0	6	and	1 0
Tackle Book		2	6	to	8 6
Landing Net and Handle		3	6	to	8 6
Clearing Ring.....		2	6		
Plummets	each	0	1	and	0 2
Disgorger		0	2		
Shot Plyers.....		1	6		
Bait Box.....		0	1	to	1 0
Bait Bag.....		0	2		

SUNDRIES.

Chub Flies	per dozen	3	0		
Artificial Cockchafers	each	0	6		
„ „ Grasshoppers	each	0	6		
Eel Lines.....	each	0	6		
Gimp.....	per yard	0	3		
Swivels	per dozen	2	6		
Bank Runners (furnished)	each	1	6		
Trimmers (furnished)	each	2	6		
Globe Nets	each	1	0		
Casting Nets		24	0	to	35 0
Plaited Silk Line	per yard	0	2		
Spun Silk Line..	per yard	0	1		

REQUISITES FOR FISHING.

Alfred's Long, Light and Stiff Rods, length from 12 to 21 feet, 30s. to 50s.

Alfred's celebrated Light Cane Punt Rods, for Thames Fishing, 21s.

Highly finished Walking Stick Fly and Bottom Rods, with Alfred's improved Elongating Metallic Butt.

Alfred's improved Pocket Rods, for Fly and Bottom Fishing, highly finished, with Brass, Bronze, Plated and Silver Fittings.

Winches of every description in Brass, Bronze, Electro-plate and Silver.

Tackle Books, furnished from 10s. to 100s. Improved Tackle Cases in Japanned Tin, from 12s. 6d. to 35s.

Extraordinary fine Silk Worm Gut and extra large Salmon Gut.

Alfred's celebrated Trout Flies, "Wellington" and "Emperor," post free, 2s. 6d. per dozen.

Artificial Baits and Insects of every description.

Country Orders must enclose Remittance.

Post Office Orders to be made payable at Moorgate Street Office, and Cheques to be crossed Union Bank of London.



FOURTEEN DAY USE
RETURN TO DESK FROM WHICH BORROWED

LOAN DEPT.

This book is due on the last date stamped below, or
on the date to which renewed.

Renewed books are subject to immediate recall.

JUL 1 6 1956 [77]

19 Jul '64 LTR

REC'D LD

JUL 8 '64-8 PM

MAR 5 1974 2 1

REC'D CIRC DEPT

FEB 8 '74 89

YB 10632

