





Gov. Doc

Can
P

SESSIONAL PAPERS

VOLUME 3

FOURTH SESSION OF THE THIRTEENTH PARLIAMENT

OF THE

DOMINION OF CANADA

SESSION 1920

160234
- 28/3/21



VOLUME LVI



ALPHABETICAL INDEX

TO THE

SESSIONAL PAPERS

OF THE

PARLIAMENT OF CANADA

FOURTH SESSION, THIRTEENTH PARLIAMENT, 1920

A	No.	C	No.
Advertisements respecting voluntary enlistment, before year 1917.....	181	Canadian Government Merchant Marine Ltd—Report of Directors of.....	161
Agreement between Allies and Associated Powers, re cost of liberation of Territories of former Austro-Hungarian Empire.....	42b	Canadian Militia—Promotions, Appointments and Retirements—1919-1920.....	95
Agreement between Allies and Associated Powers re Italian reparation Payments, etc.....	42c	Canadian Munition Resources Commission—Report year 1915 to 1919.....	184
Agriculture—Report of Department of—1919.....	15	Canadian Munition Resources Commission O. in C.—Copy of dissolving same, 1920.....	184a
Agricultural Instruction Act—1918-19.....	15a	Canadian National Railways—re amount of work on certain lines of.....	97
Air Board, Report of year 1920.....	47a	Canadian Naval Service—number of vessels of, during war—names, etc.....	117
“ “ O. in C. respecting re-organization of—1920.....	47b	Canadian Naval Service re gratuity to warrant officers of.....	43c
“ Force in Canada—O. in C. 1920 re organization.....	127	Canadian Northern Railway Company re mortgage deeds granted by Government to, 1918-1919.....	175
“ Regulations—O. in C. relating to, 1920.....	47	Canadian Northern Railway System—Report of Directors for year 1919.....	160
Alberta—respecting irrigation development in.....	164	Canadian Securities once held in Great Britain, now by U. S. of America.....	89
Antigonish, N.S.—Date of establishing Branch of P.W. Department at.....	101	Canadian Silver Coinage—defining standard of.....	76
Antigonish, N.S. and North Sydney Branches of P.W. Department at.....	101a	Canal Statistics, season of navigation, 1919.....	20a
Appointments to Civil Service in Cities of Canada since 1915.....	191	Captain Superintendents H. M. C. Dockyards—re payments to.....	45
Archives, Department of, Ottawa—number of employees in, salaries, etc.....	170c	Carvill, George—respecting dismissal of from position of Ticket Agent at St. John.....	134
Arms Traffic Convention—Protocol re—1919.....	42c	Census of Industry, Pulp and Paper.....	17c(4)
Assets of Canada—Total Amount, interest, etc. from 1910—average to present time.....	137	Chippewa—Indians—Agreement between and Government—re surrender of Sarnia Indian Reserve.....	207
Auditor General's Report, Vol. I, Pt. A-B—A to J.....	1	Civil Service Commission—Annual Report of, 1919.....	32
“ “ “ “ II, Pt. K to S.....	1	“ “ “ “ number of persons employed.....	150
“ “ “ “ III, Pt. T to Z.....	1	Civil Service Commission, re correspondence with, respecting classification of Civil Service.....	90
“ “ “ “ IV, Pt. ZZ.....	1	Civil Service Investigation Commissions—No. of appointed since 1895.....	166
Automobiles—respecting the amount of excise duty collected on, in 1918-1919.....	203	Civil Service Insurance Act, Statement in pursuance of.....	51
B		“ “ “ “ Number of Classification engineers employed in re-classification of.....	98a
Banks, chartered—number of, profits, etc. years, 1911-12-13-14-15-16-17-18-19.....	122	Civil Service, respecting names, salaries, etc., of men employed to re-classify same.....	228
Beatonville P.O., Inverness Co., N.S., respecting site of Becker & Co., London, England—Copy of correspondence between, and Government.....	77	Coal operations—Orders of the Director of—No. 1 to 144 inclusive.....	202
Berlin and Brussels Acts Convention—1919.....	42e	Coal—Production of in Canada past 10 years—Total Exportation and importation of past 10 years.....	103
Board of Commerce—re resignation of Chief Commissioner of, etc.....	45	Commissions—re date and object of appointment of since 1911 to date.....	75
Board of Commerce of Canada, First Annual Report of— and O. in C. accompanying same.....	205	Commissions—re date and object of appointment of since 1912 to date.....	65a
Bonds and securities, statement re, 1919.....	69	Commissions—re date and object of appointment of since 1914 to date.....	65b
British House of Commons—Resolutions of thanks passed by, to troops in late war.....	114	Commissions—re date and object of appointment of since 1911 to date.....	65c
C		Commissions of Enquiry—re cost of reporting, translating, etc., since 1900.....	141
Canadian Expeditionary Forces—re payments to—respecting rate of exchange.....	90	Conner, Jas., re dismissal of, etc.....	82
Canadian Expeditionary Forces—Copies of Routine Orders promulgated—1919-1920.....	94	Cost of Living Bonus for Civil Service Employees, years 1920-21.....	193
Canadian Expeditionary Forces—Appointments, Promotions and Retirements—1919-20.....	95		

C	No.
Court Martial— <i>re</i> trials by of certain Riflemen of Canadian Siberian Force, 1919	96a
Consolidated Debt, of Canada—Amount of in gross—also net, etc	106
Correspondence, copy of between Prime Minister, and Prime Minister of Gt. Britain	211
Customs and Inland Revenue—Report of 1919	11
Shipping Department, Report of, 1919	11a
D	
Departments of the Government—number of non-Canadian-born in—Engineers, etc.	214
Department of Health— <i>re</i> sum of \$200,000 for combatting Venereal Disease	206
Demonstration Farm at Baie St. Paul, Co. of Charlevoix	195
Deputy Postmaster at Edmonton, Alberta— <i>re</i> appointment of	186
Dillon, John A., respecting retention as Fishing Overseer in Co. of Guysborough, N. S.	199
Dismissals of Civil Servants in Cities of Canada since 1915	191
Dog-Fish Reduction Works—Clark's Harbour, N.S.	180
Dominion Council of Health—O. in C. appointing same, 1919	93a
Dominion Lands Survey Act—O. in C. respecting	74
Dominion Lands Act—O. in C. respecting	75
Dominion Manufacturers' Association—respecting—appeals connected with, from Supreme Court	153
Dominion Railways Commission— <i>re</i> proceedings and evidence, at Ottawa in 1911, and 1919	136a
E	
Edmonton, Alberta, <i>re</i> theft of \$50,000 from post office at	187
Election, Return of the Thirteenth General	125
Emergency Fund for re-establishment of Soldiers—amount overpaid to those not entitled	3
Estimates of Canada	3
Supplementary	3a
Further Supplementary	3b
Exchequer Court of Canada—Rules and Orders of	58
Experimental Farms, Report of, 1919	58a
Explosives Division, Dept. of Mines—Report of year 1919	16
External Affairs—Report of Department of, 1919	110
	34
F	
Federal Government of Canada—Respecting number of persons employed by—both sexes	85
Federal Housing Scheme—Orders in Council respecting	194
Feed for Live Stock—in Southern Alberta—cost of in years 1918-19-20	104
Ferry, Steamboat—between Ste. Catherine and Tadoussac	173
Finance Department—number of employees in—including Insurance Dept.	158f
Fiset, Dr. Michel—respecting appointment of in 1914 as Parcel Post Supervisor, Quebec City	204
Fisheries Branch at Ottawa—names, salaries, etc. of, years 1919-20	156
Forbes, J. L. A.—Reports concerning indemnity paid to widow of	200
Forest Reserves and Parks Act	72
G	
Gagnon, F. X.—correspondence between and Govt., <i>re</i> Military exemption	129
Geographic Board—Report of—including all decisions from 1917 to 1919	25b
Geological Surveys Branch, Department of Mines, year 1919	26
Generals—number of retiring, also number of promoted, etc., since six months past	183
Governor-Generals Warrants—Statement respecting—1919-20	51
Grain Supervisors of Canada, Board of, O. in C. appointing, 1919	68
Grand Etang Harbour, N.S., <i>re</i> improvements on, years 1918, 1919, and 1920	224
Grand Trunk Ry. Co. of Canada—Agreement between Government and	46

G	No.
Greece— <i>re</i> Contract between Canadian Wheat Board and Govt. of Canada respecting Wheat	86
Greece—amounts loaned, or credits given to—dates of, etc.	147
Griffenhagen and Associates—O. in C. <i>re</i> contract with, by Government	216
H	
Halford, H. J.—O. in Co. appointing as member of Dominion Council of Health	93a
Halifax Graving Dock— <i>re</i> expropriation of	231
Harbours of Halifax, St. John, Quebec, Montreal, Toronto, Hamilton, Port Arthur, Vancouver,—Amount of money spent in since Confederation	201
Harbour Commission of Quebec—Documents <i>re</i> construction of Docks, Elevators, etc	131
Headquarters, Militia Department at Ottawa,—names of all officers employed at	91a
Highlanders—78th Regt. of Pictou, N. S. <i>re</i> names of officers of, etc	142a
Highlanders—78th Regt. of Pictou Co., N.S. <i>re</i> names of officers of	142
Historical Documents Publication Board—Annual Report of	36
Houses—number of commenced and finished under Act of 1919	113
I	
Imperial News Service—Correspondence respecting establishment of same	185
Income Tax—Number of companies and persons paying in Toronto	111
Inspectors of Terminal Elevators— <i>re</i> authority of	178
Immigration and Colonization—Report of Department of, 1919	18
Indian Affairs—Report of Department of—1919	27
Indian Affairs—Respecting number employed in Department of—salaries, etc.	170
Insurance Abstract of Statement of year 1919	9
Insurance—Report of Superintendent of—1918	8
Insurance showing names of societies complying with provisions of Insurance Act, also, those which have neglected to do so, etc	231
Interior—number of employees in service of Department of—inside	158d
Interior—number of employees in service of Department of—in Ottawa	170i
Interior—Report of Department of—1919	25
International Opium Association—Copy of, etc	45
International Joint Commission <i>re</i> development of St. Lawrence River—O. in C.	78
International Labour Conference at Washington—Draft Conventions, etc	100
International Labour Conference at Washington—Names of Canadian Representatives at	100a
Intoxicants into N. West Territories— <i>re</i> permits granted for—1919	60
J	
Jellicoe—Admiral—Report of respecting Naval Mission to Canada	61
Justice, Department of at Ottawa—number of employees in	170b
L	
Labour, Department of—Number of employees in, etc	158
Labour, Department of—Number of employees in, names, salaries, etc.	170a
Labour, Department of—Report for year 1920	37
Lady Evelyn, Steamer, Documents <i>re</i> carriage of mails, etc. to Magdalen Islands	177
Lawyers, acting as public representatives in Military Service trials—salaries, etc	192
League of Nations—Apportionment of expenses of, also <i>re</i> Canada's share in	115
Librarians of Parliament—Report of—1919	41
Life Saving Station at Cheticamp, N.S. respecting closing of	221
Liquor Traffic Convention—Protocol <i>re</i> traffic in Africa—1919	424
Loans negotiated by Government since 1911	108
Loose Leaf Hatching—sale of at Charlottetown, P. E. I.	116

M		P	
	No.		No.
Mabou, and Whyocomah, N.S.—Documents re mail route between	148	Parent, Elisée, Inspector of Inland Revenue—papers re dismissal of in 1916	152
Mail carriers—County of Charlevoix-Montmorency, number of.....	63	Parent, Elisée, Inspector of Inland Revenue—supplementary Return, etc.	152a
Mail Bags—re transfer of from C.P.R. to trains at Iberville Junction—1917-1918	120	Parliamentary Library—number of employees in, salaries, etc.....	188
Marine and Fisheries, Report of Department of—1918-19—Marine.....	21	Peace Conference—Declaration by Supreme Council of, on Economic Conditions	143
Marine and Fisheries—Steamboat Inspection Report (Marine)—1918-19.....	23	Peace Treaty—	
Marine and Fisheries, Department of—number of employees in inside service of	158b	Copy of between Allies and Bulgaria—1919.....	42
Marine and Fisheries, Department of—number of employees in at Ottawa	170b	" Serb-Croat-Slovene—1919	42b
Mariners—sick—amount of dues from shipping in Canadian Ports in—1912-13-14-15-16-17-18-19	190	" Czecho-Slovakia—1919.....	33
Married Women—No. of in employ of Government—Salaries, etc.....	167	Penitentiaries, Report of Minister of Justice, as to year, 1919	34
Metabetchouan—respecting appointment of Postmaster at.....	99	Port of Canso, N.S.—re appointment of Harbour Master at.....	81
Mewburn, Hon. S. C.—resignation of	71	Postmaster-General—Report of—1919	24
Metagama Stmr. re complaints of soldiers sailing on—February 8, 1919	189	Prince Edward Island—re appointment of Lieut. Governor for	227
Militia Council—Report of year 1919	36	Printing Bureau, Govt.—number of dismissals from, starting January 1 to March 1, 1920	119
Militia Department—re officers retained, who have not been overseas	91	Proprietary or Patent Medicine Act—re appointment of Advisory Council, etc	93a
Militia Department—General Orders promulgated—1919-1920	94	Public Accounts of Canada	2
Militia Department—Number of employees in Inside Service of	158b	Public cross road between Ste. Catherine and Tadoussac—O. in C. respecting	102
Militia and Defence—Memo. re European War—1918-1919	179	Public Health:—	
Mines Branch—Department of Mines—Annual Report, 1919	78a	Number of employees in Department of, etc.	170u
Mines, Department of in Ottawa—number of employees in, etc	170f	Orders in Council relating to organization and work of	93
Miscellaneous Unforeseen Expenses—Statement respecting—1920	52	Public Printing—number of persons employed in Department of—names and salaries	170
Missisquoi Bay—re seine or net fishing in	200	Public Printing and Stationery—Report of Department of, year 1919	33
Mixed Fertilizers—re values of exportation of years—1916-17-18-19, etc	64	Public Works—	
Montreal Gazette—respecting names of publishers of, and amounts paid to in last 5 years	172	Report of Department of, 1919	49
Mc		Names of tenders for, in Co. of Montmorency, Que.	92
McLean, Hon. A. K., resignation of.....	71	Number of employees in Canada from 1915 to 1920	196
McNutt, Dr. L. W., Vancouver, B.C.—correspondence re claim of against Government	157	Number of names and salaries throughout Canada, up to January, 1920	196a
N		Number of names and salaries in Ottawa	170k
National Battlefields Commission—1919	54	Public Service—number of employees in Departments of, subject to new classification of.....	217
" —1920.....	54a	Postmasters—names and P.O. addresses of, appointed in N.S. since 1917—also documents re number of in County of Charlevoix—Montmorency	62
Naval Service—Report of Department of 1919	39	Postmasters—re salaries paid to	132
" —number of employees in—Ottawa	170g	Post Office Department—number of employees in inside service of	158a
" Fisheries Branch, Report of Department of, 1919	40	Post Office Department at Ottawa—number of employees in, salaries, etc.	170n
Naval Mission to India—correspondence with British Admiralty respecting	176	Post Offices—number of north of St. Lawrence from Tadoussac to Esquimaux Point.....	112
Newspapers—Amounts paid to following—years, 1919 and 1920—"Montreal Gazette," the "Gazette Printing Co.," "Montreal Daily Star," "The Globe," Toronto, "Mail and Empire" of Toronto, "Telegram," of Toronto, "Star" of Toronto, "The Journal" and "The Journal Press," Ottawa, and the "Citizen," Ottawa	226	Pound Sterling, British—Value of in Canadian currency in last of 1914, and in years 1915-17-18-19	124
O		Prince Edward Island—respecting names of persons from, passing Civil Service Exams	165
O'Connor, W. F.—copy of O. in C. accepting resignation of same	212	Q	
Orders in Council—		Quebec and Saguenay Railway re curtailing of service on since November, 1919.	197
re payment of Command Money to Captain Superintendents	43	Quebec, Board of Trade of City of, re letter to Minister of Trade and Commerce re Mail Steamers	155
Cancellation of payment of Separation Allowance dependents in Naval Service	43a	Quebec, City of—correspondence re Dam on St. Charles River	88
Naval Forces of Canada, placed on peace footing	43b	Quebec, Riots of 1918—respecting claims for damages, etc., incurred in	149
Ottawa Improvement Commission—Report of year 1919	55	Quebec re copy of letter of Western Senators and Members of Commons, respecting routing shipments via	171
Outside printing done for Government during years 1918-19.....	146	R	
3		Radio-telegraph Regulations—Amendments to	44
		" "	44a
		Railways and Canals—number of employees in Department of in Ottawa	170j
		Railways and Canals—Report of Department of, 1919	20
		Railway Statistics of Canada, year 1919	20b
		Railway Commission—respecting sessions of, relating to compensation for damages caused by C. N. Ry	208
		Railway Commission—respecting sessions of relating to compensation for damages caused by C. N. Ry, passing through North Bay	208a
		Railway Commissioners:—	
		Report of Board of, year 1919	20c
		Report of, year 1919.....	}

R		No	St. and Ste.		No
Report of re fixing of rates for carriage of mails by C.P.R. and G. Trunk Rys.		136	Ste. Catherine and Tadoussac—re subsidy connected with ferry between.		173
Railway Belt, 40 miles in Province of B.C.—O. in C. respecting		73	Ste. Catherine and Tadoussac, respecting postal ferry service between		19
Railway between St. Camille, Que., and Cabano, Co. of Temiscouata.		135	St. Charles river—Quebec, re construction of a dam on		88
Railway Station—"The Palais" at Que. re construction of		80	Ste. Anne de Beaupre, Ste. Famille, Ile d'Orleans, St. Francois du Sud, Ile d'Orleans, St. Jean, Ile d'Orleans, Ile de la Quarantine, and Pointe aux Trembles, names of tenderers for public works at—amounts of, etc		92
Remissions and Refund of Customs Duties, year 1918		83	Ste. Anne de Bellevue re Military Hospital at,—cost of, number of patients at		220
Revenue—total estimate for 1891-1896-1901-1906-1911-1912-13-14-15-16-17-18-19; also expenditure, etc.		105	St. John and Quebec Ry., N.B., re procuring running rights of, over C.P.Ry. to enter St. John		220
Riehlbucto Beach, N.B., re closing of the life saving station at		218	T		
Riethdorf, Prof. F. V., papers, letters, etc., naturalization of, etc		121	Temporary Appointments—number of made by commission since Armistice still on pay-rolls		182
River Batiscan—Champlain Co., respecting Bridge over		79	Temporary Loans since last session of Parliament		53
River Batiscan—Champlain Co., Reports, correspondence, etc.		79a	Textile Manufactures—re drawbacks paid to on raw wool and cotton, year 1920.		215
Robson, Judge, correspondence re resignation of, as Chairman of Board of Commerce		48a	Toronto Harbour—re work of development of under present scheme of work		219
Roumania—Amounts loaned or credits given to—dates, etc.		147	Trade and Commerce—Report of relating to subsidies and Steamship Subventions, for year 1919		10a
Royal Canadian Navy—O. in C.—1920, re engagement of Seamen in		43d	Trade and Commerce—Trade of Canada (Imports for consumption and exports) for the year ending March 31, 1919		10b
Royal Canadian Navy—O. in C.—1920, re amendment to pay of Sergeant Lieutenants of		43e	Trade and Commerce—Criminal Statistics for year ended September 1919		10i
Royal Commission on Indian Affairs for Province of B.C.		66	Trade and Commerce—Report of the Weights and Measures, Electricity and Gas Inspection Services, year 1918-19		10e
Royal North West Mounted Police—Report of 1919		28	Trade and Commerce—Report of the Dominion Statistician year 1918-19		10y
Royal Society of Canada—Report of 1919		56	Trade and Commerce—Department of—number of employees in, salaries and names		170d
Running Race Meets—Report and Evidence of Commission to enquire into conditions re		67	Trade and Commerce—Department of—number of employees in, salaries and names		158y
Rural Mail Carriers—re salaries, etc., paid to		132	Trade Commission overseas—re purposes of creation, etc		128
Rural Mail Routes—Reports re, in Parishes of Champlain, Batiscan and St. Luc, Quebec		213	Trans-continental Ry., Commission—correspondence re Ry. Station at Champlain Market, City of Quebec—also Elevators, etc		130
S			Translators—number of in Senate, House of Commons, and different Depts. of Government, etc.		154
Scientific and Industrial Research—Report of Chairman for Council of, year 1920		222	Treaty between Allies and Associated Powers and Roumania, Dec. 9, 1919		42g
Secretaries—Private, Number of to Members, chairmen, or members of commissions, since 1911		163	Treaty of Peace between Allies and Bulgaria—1919.		42
Secretary to Deputy Minister of Justice—Documents respecting promotion of		225	Treaty of Peace between Allies and Czechoslovakia—1919		42a
Secretary of State, Report of Department of—1919		29	Treaties and Conventions—Return re ratification of—1920		42f
Secretary of State, Department of—number of employees in		158b	Tunnel, construction of in City of Quebec connected with Trans-continental Ry.		84
Secretary of State, Department of—number of employees in		170	U		
Seed Grain—Cost of providing for settlers in Lethbridge in 1918-19-20		104	Unforeseen Expenses—Miscellaneous Statement re 1920.		52
Sentences commuted of prisoners to be hanged—number of—1916-17-18-19		118	V		
Siberia Expedition to—number of men composing it, voluntarily or otherwise—Cost of expedition to, etc.		96	Veneral Disease—re sum of \$200,000 placed with Health Department for combatting		206
Siberia, Expedition to—Trial by Court Martial of Riflemen attached to Expedition to—1919		96a	Veterinary Director General—Report of year 1919		155
Soldiers Civil Re-establishment—Report of Department of—1919		14	Victory Loan—1919—Total cost and general expenses of		109
Soldiers Civil Re-establishment re institutions under jurisdiction of, etc		159	Victory Loan—Appointment of Special Committee respecting stabilizing Loan of 1917		168
Soldiers Civil Re-establishment—Number of persons employed in Department of in Ottawa		170f	Victory Loan—Total amount of commission charges paid to brokers and agents, 1919		138
Soldiers Settlement Act—Number of farms in Quebec purchased by returned soldiers		145	W		
Soldiers Settlement Board—Correspondence between, and Minister Lands, Province Quebec		107	War Purchasing Commission—Sales of Military and other supplies made by in 1917-18-19		162
Soldiers Settlement Board re number of persons employed by in Province of Quebec		133	War Records Office, Canadian—Reports by Officer in charge, London, England		169
Spiritous Liquors: quantity of imported into Canada years 1913-14-15-16-17-18-19		151	War Revenue Stamps—re prosecutions in N S for neglect in placing on Medical Packages		126
Superannuation and Retiring Allowances—Statement respecting, to Dec. 31, 1919		49	Wharves on St. John River, etc., re liability of Dominion Government for		87
Superannuation and Retiring Allowances re additional years granted under		49a	White, A. V., consulting Engineer of Conservation Commission—re expenses, etc. of		144
Superior Court—of Criminal Jurisdiction—Copies of Rules of		210	Y		
Supreme Court of Nova Scotia—Rules of re Coarrested Elections Act		59	Young, Arthur & Company—Names, cost, amounts paid to, etc		139
Supreme Court of Nova Scotia—Rules of Judges of re Criminal Code		59a	Yukon, Ordinances of Territory of, year 1920		223

LIST OF SESSIONAL PAPERS

Arranged in Numerical Order, with their Titles at Full Length; the Dates when Ordered and when Presented to the Houses of Parliament; the Name of the Senator or Member who moved for each Sessional Paper, and whether it is Ordered to be Printed or not Printed. Also those Printed but not Presented.

CONTENTS OF VOLUME 1.

(This volume is bound in three parts).

1. Report of the Auditor General for the year ended March 31, 1919, Volume I, Parts a-b—A to J. Presented by Sir Henry Drayton, March 19, 1920. *Printed for distribution and sessional papers.*
- Report of the Auditor General for the year ended March 31, 1919, Volume II, Parts K to S. Presented by Sir Henry Drayton, March 29, 1920. *Printed for distribution and sessional papers.*
- Report of the Auditor General for the year ending March 31, 1919, Volume III, Parts T to Z. Presented by Sir Henry Drayton, March 16, 1920. *Printed for distribution and sessional papers.*
- Report of the Auditor General for the year ended March 31, 1919, Volume IV, Part ZZ. Presented by Sir Henry Drayton, May 14, 1920. *Printed for distribution and sessional papers.*

CONTENTS OF VOLUME 2.

(This volume is bound in two parts).

2. The Public Accounts of Canada, for the fiscal year ended March 31, 1919. Presented by Sir Henry Drayton, March 2, 1920. *Printed for distribution and sessional papers.*
3. Estimates of sums required for the service of the Dominion for the year ending on the 31st March, 1921. Presented by Sir Henry Drayton, March 22, 1920. *Printed for distribution and sessional papers.*
4. Supplementary Estimates of sums required for the service of the Dominion for the year ending on the 31st March, 1921. Presented by Sir Henry Drayton, April 15, 1920. *Printed for distribution and sessional papers.*
5. Further Supplementary Estimates of sums required for the service of the Dominion for the year ending on the 31st March, 1920. Presented by Sir Henry Drayton, May 17, 1920. *Printed for distribution and sessional papers.*
- 5a. Further Supplementary Estimates of sums required for the service of the Dominion for the year ending on the 31st March, 1921. Presented by Sir Henry Drayton, June 25, 1920. *Printed for distribution and sessional papers.*
- 5b. Further Supplementary Estimates of sums required for the service of the Dominion for the year ending on the 31st March, 1921. Presented by Sir Henry Drayton, June 29, 1920. *Printed for distribution and sessional papers.*
8. Report of the Superintendent of Insurance of the Dominion of Canada for the year ended December 31, 1918, Volume I, Insurance Companies other than Life; Volume II, Life Insurance Companies. Presented by Sir Henry Drayton, March 2, 1920. *Printed for distribution and sessional papers.*
9. Abstract of Statements of Insurance Companies in Canada, year ending December 31, 1919. *Printed for distribution and sessional papers.*

CONTENTS OF VOLUME 3.

- 10a. Report relating to Mail Subsidies and Steamship Subventions as controlled by the Department of Trade and Commerce, for the year ended March 31, 1919, with Traffic Returns, etc., to December 31, 1919. The Senate. *Printed for distribution and sessional papers.*
- 10b. Annual Report of the Trade of Canada (Imports for consumption and Exports) for the fiscal year ended March 31, 1919. *Printed for distribution and sessional papers.*

CONTENTS OF VOLUME 4.

- 10d. Criminal Statistics for the year ended September, 1919. *Printed for distribution and sessional papers.*
- 10e. Report of the Weights and Measures, Electricity and Gas Inspection Service, for the fiscal year ended March 31, 1919. *Printed for distribution and sessional papers.*
- 10f. Report of the Dominion Statistician for the year ended March 31, 1919. *Printed for distribution and sessional papers.*
11. Annual Report of the Department of Customs and Inland Revenue, containing accounts of revenue with statements relative to the Imports, Exports, Customs and Inland Revenue of the Dominion of Canada, for the fiscal year ended March 31, 1919, as compiled from official returns. Presented by Hon. Mr. Burrell, March 4, 1920. *Printed for distribution and sessional papers.*
- 11a. Shipping Report of the Department of Customs, containing Statements of Navigation and Shipping of the Dominion of Canada for the fiscal year ended March 31, 1919, as compiled from official returns. Presented by Hon. Mr. Burrell, March 4, 1920. *Printed for distribution and sessional papers.*
13. Return of the Thirteenth General Election for the House of Commons of Canada, held on the 17th day of December 1917. *Printed for distribution and sessional papers.*

CONTENTS OF VOLUME 5.

14. Report of the Work of the Department of Soldiers' Civil Re-establishment, December, 1919. Presented by Mr Clark (Bruce), March 15, 1920
Printed for distribution and sessional papers
15. Report of the Minister of Agriculture for the Dominion of Canada, for the year ended March 31, 1919. Presented by Hon Mr. Tolmie, March 9, 1920
Printed for distribution and sessional papers
- 15a. Report on "The Agricultural Instruction Act," 1918-19, pursuant to Section 8, Chapter 5 of 3-4 George V. Presented by Hon. Mr. Tolmie, March 9, 1920
Printed for distribution and sessional papers
- 15b. Report of the Veterinary Director General, year ending March 31, 1919. *Printed for distribution and sessional papers*
16. Report of the Dominion Experimental Farms for the fiscal year ending 31st March, 1919 Appendix to the Report of the Minister of Agriculture. Presented by Hon. Mr. Tolmie, March 9, 1920.
Printed for distribution and sessional papers.

CONTENTS OF VOLUME 6.

- 17c. Census of Industry—Pulp and Paper
Printed for distribution and sessional papers
18. Annual Report of the Department of Immigration and Colonization, for the fiscal year ended March 31, 1919 Presented by Hon. Mr. Calder, March 3, 1920.
Printed for distribution and sessional papers.
19. Report of the Minister of Public Works on the works under his control for the fiscal year ended March 31, 1919. Presented by Hon. Mr. Reid, March 10, 1920
Printed for distribution and sessional papers.
20. Annual Report of the Department of Railways and Canals, for the fiscal year from April 1, 1918, to March 31, 1919 Presented by Hon. Mr. Reid, May 20, 1920
Printed for distribution and sessional papers.
- 20a. Canal Statistics for the season of navigation of 1919
Printed for distribution and sessional papers
- 20b. Railway Statistics of the Dominion of Canada year of 1919
Printed for distribution and sessional papers.
- 20c. Fourteenth Report of the Board of Railway Commissioners for Canada, for the year ending March 31, 1919. Presented by Hon. Mr. Reid, March 19, 1920
Printed for distribution and sessional papers

CONTENTS OF VOLUME 7.

- 20d. Fifteenth Report of the Board of Railway Commissioners for Canada, for the nine months ending December 31, 1919 (Manuscript copy) Presented by Hon. Mr. Reid, April 19, 1920.
21. Fifty-second Annual Report of the Department of Marine and Fisheries, for the year 1918-19—Marine. Presented by Hon. Mr. Ballantyne, March 1, 1920
Printed for distribution and sessional papers
22. Marine and Fisheries—List of Vessels, year 1919
Printed for distribution and sessional papers.
23. Supplement to the Fifty-second Annual Report of the Department of Marine and Fisheries for the fiscal year 1918-1919 (Marine)—Steamboat Inspection Report. Presented by Hon. Mr. Ballantyne, March 1, 1920.
Printed for distribution and sessional papers.
24. Report of the Postmaster General for the year ended March 31, 1919. Presented by Hon. Mr. Rowell, March 2, 1920.
Printed for distribution and sessional papers

CONTENTS OF VOLUME 8.

25. Annual Report of the Department of the Interior, for the fiscal year ended March 31, 1919 Presented by Hon. Mr. Meighen, March 10, 1920.
Printed for distribution and sessional papers
- 25a. Report of the Topographical Surveys Branch of the Department of the Interior, year 1918-1919
Printed for distribution and sessional papers.
- 25b. Sixteenth Report of the Geographic Board of Canada, containing all decisions from April 1, 1917, to March 31, 1919 Presented by Hon. Mr. Meighen, April 28, 1920
Printed for distribution and sessional papers
26. Report of the Geological Survey Branch, Department of Mines, year 1919
Printed for distribution and sessional papers
- 26a. Summary Report of the Mines Branch of the Department of Mines, for the year ending December 31, 1919.
Printed for distribution and sessional papers.
27. Report of the Department of Indian Affairs for the year ended March 31, 1919. Presented by Hon. Mr. Meighen, March 16, 1920.
Printed for distribution and sessional papers.
28. Report of the Royal Northwest Mounted Police for the year ended September 30, 1919. Presented by Hon. Mr. Rowell, March 22, 1920
Printed for distribution and sessional papers
29. Report of the Secretary of State of Canada for the year ended March 31, 1919. Presented by Hon. Mr. Sifton, March 10, 1920
Printed for distribution and sessional papers.

CONTENTS OF VOLUME 9.

(This volume is bound in two parts.)

30. (Sessional Paper No. 18, 6-7 Edward VII, Rev. Ed.) Second Annual Report of the Historical Documents Publication Board, together with accompanying printed volumes, being the second edition, revised and enlarged, of the first volume of the Constitutional Documents relating to Canada 1759-1791, now issued in two parts. Presented by Hon. Mr. Rowell, March 18, 1920
Printed for distribution and sessional papers.

CONTENTS OF VOLUME 10.

32. Eleventh Annual Report of the Civil Service Commission of Canada, September 1, 1918-December 31, 1919. Presented by Hon. Mr. Sifton, April 16, 1920. *Printed for distribution and sessional papers.*
33. Annual Report of the Department of Public Printing and Stationery for the fiscal year ended March 31, 1919. Presented by Hon. Mr. Sifton, June 8, 1920. *Printed for distribution and sessional papers.*
34. Report of the Secretary of State for External Affairs, for the year ended March 31, 1919. Presented by Hon. Mr. Rowell, April 22, 1920. *Printed for distribution and sessional papers.*
35. Report of the Minister of Justice as to Penitentiaries for year ending March 31, 1919. *Printed for distribution and sessional papers.*
36. Report of the Militia Council for the Dominion of Canada, for the fiscal year ending March 31, 1919. Presented by Hon. Mr. Guthrie, May 28, 1920. *Printed for distribution and sessional papers.*
37. Report of the Department of Labour for the year ended March 31, 1919. The Senate. *Printed for distribution and sessional papers.*
38. Annual Report of the Editorial Committee for the year 1920. Presented 1920. *Printed for distribution and sessional papers.*
39. Report of the Department of the Naval Service, for the fiscal year ending March 31, 1919. Presented by Hon. Mr. Ballantyne, March 1, 1920. *Printed for distribution and sessional papers.*
40. Fifty-second Annual Report of the Fisheries Branch of the Department of the Naval Service, 1918. Presented by Hon. Mr. Ballantyne, March 11, 1920. *Printed for distribution and sessional papers.*
1. Report of the Joint Librarians of Parliament. Presented by Hon. Mr. Speaker, February 26, 1920. *Not printed.*
42. Copy of the Treaty of Peace between the Allied and Associated Powers and Bulgaria, signed at Neuilly-sur-Seine on the 27th day of November, 1919. Presented by Hon. Mr. Rowell, February 26, 1920. *Printed for distribution to senators and members.*
- 42a. The Czecho-Slovak Minorities Treaty—Treaty between the Principal Allied and Associated Powers and Czecho-Slovakia, signed at Saint-Germain-en-Laye, September 10, 1919. Ratification on behalf of Canada authorized by Order in Council of December 1, 1919. Presented by Hon. Mr. Rowell, March 1, 1920. *Not printed.*
- 42b. The Serb-Croat-Slovene Minorities Treaty—Treaty between the Principal Allied and Associated Powers and the Serb-Croat-Slovene State, signed at Saint-Germain-en-Laye, September 10, 1919. Ratification on behalf of Canada authorized by Order in Council of December 1, 1919. Presented by Hon. Mr. Rowell, March 1, 1920. *Not printed.*
- 42c. Arms Traffic Convention—Convention for the control of the trade in arms and ammunition, and Protocol, signed September 10, 1919. Ratification on behalf of Canada authorized by Order in Council of December 9, 1919. Presented by Hon. Mr. Rowell, March 1, 1920. *Not printed.*
- 42d. Liquor Traffic Convention—Convention relating to the liquor traffic in Africa, and Protocol, signed at Saint-Germain-en-Laye, September 10, 1919. Ratification on behalf of Canada authorized by Order in Council of December 9, 1919. Presented by Hon. Mr. Rowell, March 1, 1920. *Not printed.*
- 42e. Berlin and Brussels Acts Convention—Convention revising the General Act of Berlin, February 26, 1885, and the General Act and Declaration of Brussels, July 2, 1890, signed at Saint-Germain-en-Laye, September 10, 1919. Ratification on behalf of Canada authorized by Order in Council of December 9, 1919. Presented by Hon. Mr. Rowell, March 1, 1920. *Not printed.*
- 42f. Return to an Address to His Excellency the Administrator, of the 22nd March, 1920, for a copy of the Orders in Council of December 1, 1919, and December 9, 1919, respecting ratification of the treaties and conventions laid before the House of Commons on Monday, March 1, 1920. Presented March 29, 1920, Mr. Fielding. *Not printed.*
- 42g. Copy of the English text of the Treaty between the Principal Allied and Associated Powers and Rumania, signed at Paris, December 9, 1919. Presented by Hon. Mr. Rowell, April 14, 1920. *Not printed.*
- 42h. Copy of the agreement of September 10, 1919, between the Allied and Associated Powers with regard to the contributions to the cost of liberation of the territories of the former Austro-Hungarian monarchy, and copy of Declaration dated the 8th of December, 1919, modifying this Agreement. Presented by Hon. Mr. Rowell, April 21, 1920. *Not printed.*
- 42i. Copy of Agreement of September 10, 1919, between the Allied and Associated Powers and Italy with regard to the Italian reparation payments and copy of Declaration of December 8, 1919, modifying this Agreement. Presented by Hon. Mr. Rowell, April 21, 1920. *Not printed.*
43. Order in Council, P.C. 69, dated February 28, 1920, Payment of Command Money to Captain Superintendents H. M.C. Dockyards. Presented by Hon. Mr. Ballantyne, March 1, 1920. *Not printed.*
- 43a. Copy of Order in Council, P.C. 566, dated March 17, 1920: Cancellation of Orders in Council authorizing and governing the payment of Separation Allowance to dependents of Officers and Men in the Canadian Naval Service. Presented by Hon. Mr. Ballantyne, March 22, 1920. *Not printed.*
- 43b. Order in Council, P.C. 559, dated 17th March, 1920: Naval Forces of Canada, including the Naval Volunteer Forces, placed on a peace footing. Presented by Hon. Mr. Ballantyne, March 25, 1920. *Not printed.*
- 43c. Copy of Order in Council P.C. 1061, dated 15th May, 1920: Payment of Gratuity to Ratings and Warrant Officers of the Royal Canadian Navy. Presented by Hon. Mr. Ballantyne, May 21, 1920. *Not printed.*

CONTENTS OF VOLUME 10—*Continued.*

43. Copy of Order in Council, P.C. 1005, dated 20th May, 1920; Engagement of Seamen in Royal Canadian Navy. Presented May 31, 1920. Mr. Hoeken *Not printed.*
43. Order in Council, No. P.C. 1155, dated May 22, 1920,—Amendments to Rates of Pay for Surgeon Lieutenants, Royal Canadian Navy. Sessional Papers, 1920, No. The Senate *Not printed.*
44. Amendments to Radiotelegraph Regulations, Nos. 78, 25 and 104. Presented by Hon. Mr. Ballantyne, March 1, 1920. *Not printed.*
- 44a. Amendment to Radiotelegraph Regulation No. 92. Presented by Hon. Mr. Ballantyne, March 15, 1920. *Not printed.*
45. Copy of the International Opium Convention, signed at The Hague, January 23, 1912, and ratified January 10, 1920. Presented by Hon. Mr. Rowell, March 2, 1920. *Not printed.*
46. Copy of an Agreement between His Majesty the King and the Grand Trunk Railway Company of Canada. Presented by Hon. Mr. Reid, March 2, 1920. *Not printed.*
47. Copy of Order in Council, P.C. 2596, dated 31st December, 1919—Air Regulations, 1920. Presented by Hon. Mr. Sifton, March 2, 1920. *Not printed.*
- 47a. Report of the Air Board, for the fiscal year ending March 31, 1920. Presented by Hon. Mr. Sifton, April 20, 1920. *Not printed.*
- 47b. Copy of Order in Council, P.C. 826, dated 19th April, 1920, respecting the reorganization of the Air Board. Presented by Hon. Mr. Sifton, April 20, 1920. *Not printed.*
48. Copy of correspondence in respect to the resignation of the Chief Commissioner of the Board of Commerce. Presented by Sir George Foster, March 2, 1920. *Not printed.*
- 48a. Copy of correspondence relating to the resignation of Judge Robson as Chairman of the Board of Commerce of Canada. Presented by Sir Robert Borden, June 26, 1920. *Not printed.*
49. Statement supplementary to that of 13th September, 1919, of Superannuation and Retiring Allowances in the Civil Service between the said date and the 31st December, 1919, showing name, rank, salary, service allowance and cause of retirement of each person superannuated or retired, also whether the vacancy has been filled by promotion, or by appointment, and the salary of any new appointee. Presented by Sir Henry Drayton, March 2, 1920. *Not printed.*
- 49a. Return to an Order of the House of the 22nd March, 1920, for a Return showing the cases in which, from October 1, 1896, to the present, in the computation of superannuation allowances to retiring officials, additional years were allowed under the provisions of Section 12, of Chapter 7, R.S., the dates of the granting of the allowances, the names of the officials and the number of years added to the actual service; along with a copy of all Treasury Board Reports and Orders in Council relating to such cases. Presented March 31, 1920, Mr. Fielding *Not printed.*
50. Statement in pursuance of Section 17 of the Civil Service Insurance Act, for the year ending March 31, 1919. Presented by Sir Henry Drayton, March 2, 1920. *Not printed.*
51. Statement of Governor General's Warrants issued since the last Session of Parliament on account of 1919-20. Presented by Sir Henry Drayton, March 2, 1920. *Not printed.*
52. Statement of Expenditure on account of "Miscellaneous Unforeseen Expenses," from the 1st September, 1919, to the 1st March, 1920, in accordance with the Appropriation Act Number 411, 1919. Presented by Sir Henry Drayton, March 20, 1920. *Not printed.*
53. Statement of Temporary Loans issued by the Government of Canada since the last Session of Parliament still outstanding. Presented by Sir Henry Drayton, March 2, 1920. *Not printed.*
54. Statement of Receipts and Expenditures of the National Battlefields Commission to 31st March, 1919. Presented by Sir Henry Drayton, March 2, 1920. *Not printed.*
54. Statement of Receipts and Expenditures of the National Battlefields Commission to 31st March, 1920. Presented by Sir Henry Drayton, April 19, 1920. *Not printed.*
55. Report of the Ottawa Improvement Commission for the fiscal year ended March 31, 1919. Presented by Sir Henry Drayton, March 2, 1920. *Not printed.*
56. Statement of the Receipts and Expenditures of the Royal Society of Canada, for the year ended April 30, 1919. Presented by Sir Henry Drayton, March 2, 1920. *Not printed.*
57. Financial Statement of the affairs of the Montreal Turnpike Trust for the year ended December 31, 1919. Presented by Sir Henry Drayton, March 2, 1920. *Not printed.*
58. Copy of General Rules and Orders of the Exchequer Court of Canada, in accordance with the provisions of Section 88 of the Exchequer Court Act, Chapter 140, R.S.C. 1906. Presented by Hon. Mr. Sifton, March 10, 1920. *Not printed.*
- 58a. Copy of General Rules and Orders of the Exchequer Court of Canada, in accordance with the provisions of Section 88 of the Exchequer Court Act, Chapter 140, R.S.C. 1906. Presented by Hon. Mr. Sifton, April 14, 1920. *Not printed.*
59. Copy of the Rules of the Supreme Court of Nova Scotia enacted under the provisions of the Controverted Elections Act, Chapter 7, R.S.C. 1906, in accordance with the requirements of Section 85 of the Act. Presented by Hon. Mr. Sifton, March 10, 1920. *Not printed.*
- Copy of the Crown Rules of the Judges of the Supreme Court of Nova Scotia in accordance with the provisions of Section 576, subsection 2, of the Criminal Code. Presented by Hon. Mr. Sifton, April 16, 1920. *Not printed.*

CONTENTS OF VOLUME 10—*Continued.*

60. Return showing the number of permits granted to take intoxicants into the Northwest Territories, for the year ending the 31st of December, 1919, in accordance with the provisions of the Revised Statutes, Chapter 62, Section 88. Presented March 10, 1920. *Not printed.*
61. Report of Admiral of the Fleet, Viscount Jellicoe of Scapa, G. C. B., O. M., G. C. V. O., on Naval Mission to the Dominion of Canada (November-December, 1919). Presented by Hon. Mr. Ballantyne, March 10, 1920. *Printed for distribution to Senators and Members only.*
62. Return showing:—1. Number of postmasters in the County of Charlevoix-Montmorency. 2. Their names. 3. Their residence. 4. When they were appointed. 5. Their actual salary. 6. Whether it was ever increased since they were appointed. 7. If not, why. 8. If so, when, and to what extent. Presented March 10, 1920, Mr. Casgrain. *Not printed.*
63. Order of the House for a Return showing:—1. Number of mail carriers in the County of Charlevoix-Montmorency. 2. Their names. 3. Their residence. 4. When they were appointed. 5. Their actual salary. 6. Whether it was ever increased since they were appointed. 7. If not, why. 8. If so, when, and to what extent. Presented March 10, 1920, Mr. Casgrain. *Not printed.*
64. Return to an Order of the Senate, dated September 30, 1919, for a statement giving weights and values of the exportation from Canada during the fiscal years of 1916-17-18-19 of mixed fertilizers, also of Sulphate of Ammonia, Nitrate of Soda, Ammoniates, Phosphate Rock, Super Phosphates, Kanite of Potash Salts, Chloride of Potash and Crude Sulphate of Potash, and of any miscellaneous chemicals as are used in the manufacture of artificial fertilizers—also Basic Slag from the Provinces of Ontario, Quebec, New Brunswick, Nova Scotia, Prince Edward Island, by each province, and where exported to as shown by clearances of the various Custom Houses. The Senate. *Not printed.*
65. Return to an humble Address of the Senate to His Excellency the Governor General, dated May 8, 1919, showing the date and object of all commissions appointed by the Government since its accession to power in 1911, up to the present date; the number of days during which each of the said commissions sat; the names of the persons composing the said commissions and the cost of each of these commissions to the country. The Senate. *Not printed.*
- 65a. Return to an Order of the Senate, dated September 5, 1919, showing:—The number of commissions appointed since 1912, their object, the names of their members and their salaries, the total cost of each commission and those which are still existing. The Senate. *Not printed.*
- 65b. Return to an Order of the House of the 30th April, 1919, for a Return showing:—1. The number of commissions appointed by the Government since the year 1914, to date, and the purpose for which each was appointed. 2. The number of members on each of said commissions, and their names. Presented March 18, 1920. Mr. Prevost. *Not printed.*
- 65c. Return to an Order of the House of the 19th June, 1919, for a Return showing:—1. How many commissions have been appointed by the Governor in Council and by Parliament since the year 1911. 2. The names of the various commissions and the names of the members of the said commissions. 3. The amount of salary and travelling expenses paid to each commission and the sum drawn by each commissioner. Presented March 18, 1920. Mr. Michaud. *Printed for distribution to Senators and Members only.*
66. Copy of Report of the Royal Commission on Indian Affairs for the Province of British Columbia. Presented by Sir George Foster, March 11, 1920. *Not printed.*
67. Report of the Royal Commission appointed to inquire into and concerning the conditions pertaining to running race meets and betting in connection therewith, in Canada. Also copy of the evidence taken before the Royal Commission appointed to inquire into and concerning the conditions pertaining to running race meets and betting in connection therewith, in Canada. Presented by Sir George Foster, March 16, 1920. *Printed for Members and Senators only.*
68. Return to an Address to His Excellency the Governor General of the 19th March, 1919, for a copy of the Order in Council appointing the Board of Grain Supervisors for Canada. Presented March 12, 1920. Mr. Stevens. *Not printed.*
69. Detailed Statement of Bonds or Securities registered in the Department of the Secretary of State since February 26, 1919. The Senate. *Not printed.*
70. Return to an Order of the House showing:—1. How many Acting Ministers have been named or appointed since December 17, 1917. 2. Their names and in what Department they have administered as Acting Minister. 3. On what date each Minister was so appointed. Presented March 13, 1920. Mr. Tobin. *Not printed.*
71. Copy of correspondence relating to the resignation of Hon. A. K. Maclean, and Hon. S. C. Mowburn, Minister of Militia and Defence, as Members of the Government of Canada. Presented by Sir George Foster, March 15, 1920. *Not printed.*
72. "The Forest Reserves and Parks Act." Presented by Hon. Mr. Meighen, March 16, 1920. *Not printed.*
73. Return of Orders in Council which have been published in the *Canada Gazette* and in the *British Columbia Gazette*, between 1st August, 1919, and the 5th February, 1920, in accordance with provisions of Sub-section (d) of Section 38 of the regulations for the survey, administration, disposal and management of Dominion Lands within the 40-mile Railway Belt in the Province of British Columbia. Presented by Hon. Mr. Meighen, March 16, 1920. *Not printed.*
74. Return of Orders in Council which have been published in the *Canada Gazette*, between the 1st August, 1919, and the 5th February, 1920, in accordance with the provisions of Section 5 of "The Dominion Lands Survey Act," Chapter 21, 7-8 Edward VII. Presented by Hon. Mr. Meighen, March 16, 1920. *Not printed.*
75. Return to Orders in Council which have been published in the *Canada Gazette*, between 1st August, 1919, and the 5th February, 1920, in accordance with the provisions of Section 77 of "The Dominion Lands Act," Chapter 20, 7-8 Edward VII. Presented by Hon. Mr. Meighen, March 16, 1920. *Not printed.*

CONTENTS OF VOLUME 10—*Continued.*

76. Copy of Order in Council, P.C. 198, dated 29th day of January, 1920—Defining the standard of Canadian silver coinage. Presented by Sir Henry Drayton, March 16, 1920. *Not printed.*
77. Return to an Order of the House of the 8th October, 1919, for a copy of the correspondence exchanged between the firm of Becker and Company, Ltd., London, England, and the High Commissioner of Canada in London, concerning a certain circular issued by the Canadian Mission. Presented by Sir George Foster, March 17, 1920. *Not printed.*
78. Copies of Orders in Council, P.C. 1445, dated 17th July, 1919; P.C. 1955, dated 18th September, 1919; and P.C. 2562, dated 24th December, 1919, together with copy of letter addressed to the Chairman of the Canadian Section of the International Joint Commission, dated 21st January, 1920, relating to the development and use of the waters of the St. Lawrence river forming the boundaries between the United States and Canada. Presented by Hon. Mr. Rowell, March 18, 1920. *Not printed.*
79. Return to an Order of the House of the 12th May, 1919, for a copy of all reports, letters, memoranda, telegrams, plans and estimates in connection with the construction of a bridge over the river Batiscan, in the parish of St. Francois-Xavier de Batiscan, Champlain County. Presented March 18, 1920. Mr. Deslauriers. *Not printed.*
- 79a. Return to an Order of the House of the 12th April, 1920, for a copy of all reports, letters, memos, correspondence, plans and specifications relative to the construction of a bridge on the river Batiscan, in the parish of St. Francois-Xavier de Batiscan, in the County of Champlain. Presented by Hon. Mr. Reid, April 26, 1920. *Not printed.*
80. Return to an Order of the House of the 29th September, 1919, for a copy of all letters, plans and contracts between the Government or the Commission of the Transcontinental and the Canadian Pacific Railway Company, concerning (a) the construction, by this Company, of a railway station at "The Palais" in the City of Quebec; (b) the conditions of exploitations of the said station by the Transcontinental Railway Company or by the National Railways, and also any Orders in Council in this connection. Presented March 18, 1920. Mr. *Not printed.*
81. Return to an Order of the House of the 29th September, 1919, for a copy of all correspondence and other papers and documents in the possession of the Government or of the Civil Service Commission relating to the appointment of a Harbour Master for the Port of Canso, N.S. Presented March 18, 1920. Mr. Sinclair (Antigonish). *Not printed.*
82. Return to an Order of the House of the 29th September, 1919, for a copy of all correspondence relating to the dismissal of James Conner from the dual positions which he held at Snowflake, Manitoba, under the Department of Customs, and Immigration and Colonization. Presented March 18, 1920. Mr. Richardson. *Not printed.*
83. Detailed Statement of Remissions of Customs Duties and the Refund thereof, under Section 92, Consolidated Revenue and Audit Act, through the Department of Customs, for the fiscal year ended 31st March, 1918. Presented by Hon. Mr. Sifton March 18, 1920. *Not printed.*
84. Return to an Order of the House of the 29th September, 1919, for a copy of all documents, letters and plans, exchanged between the Government and any person, commission or company concerning the construction, in the City of Quebec, or in the suburbs, of a tunnel to facilitate the entrance of the Transcontinental or of any other company in the said city. Presented March 18, 1920. Mr. Parent. *Not printed.*
85. Return to an Order of the House of the 22nd September, 1919, for a Return showing the total number of persons of both sexes now employed by the Federal Government of the Dominion of Canada. Presented March 18, 1920. Mr. Tobin. *Not printed.*
86. Return to an Order of the House of the 10th March, 1920, for a copy of the contract between the Government of Canada or the Canadian Wheat Board and Greece, for 12,000,000 bushels of wheat. Presented March 18, 1920. Mr. Archambault. *Not printed.*
87. Return to an Order of the House of the 10th November, 1919, for a copy of all correspondence, telegrams and other documents exchanged between the Federal Government and the Government of New Brunswick with regard to the transfer of wharves on the St. John river and tributary waters, including a copy of all correspondence regarding the liability of the Dominion Government in maintaining and repairing these wharves. And Return to an Order of the House of the 10th November, 1919, for a copy of all reports and recommendations made by the officers of the Department of Public Works during the years 1918-1919, on the condition of the wharves in the St. John river and tributary waters, and the repairs required thereto. Presented March 18, 1920. Mr. McLean (Royal). *Not printed.*
88. Return to an Order of the House of the 29th September, 1919, for a copy of all documents, letters and plans passed between the Government and the City of Quebec or any other corporation or construction and transport company or any other person, concerning the construction or the non-construction of a dam on the St. Charles river, in the City of Quebec. Presented March 18, 1920. Mr. Parent. *Not printed.*
89. Return to an Order of the House of the 10th March, 1920, for a Return showing the total amount of Canadian securities previously held in Great Britain, and sold to the United States, with the amount of interest now payable by this Dominion to the United States to replace amount formerly paid to Great Britain. Also a copy of all correspondence relating to this matter. Presented March 18, 1920. Mr. Devlin. *Not printed.*
90. Return to an Order of the House of the 11th March, 1920, for a copy of all correspondence, agreements and contracts, between the Government and any banks touching the payment of officers and men in the Canadian Expeditionary Forces, especially as regards the rates of exchange prevailing between Canadian and British currency and the manner in which the same affected the pay of said officers and men, together with copies of all departmental or other Government orders or regulations dealing with the subject of soldiers' pay and the effect of fluctuations of exchange thereon. Presented March 22, 1920. Mr. McMaster. *Not printed.*
91. Return to an Order of the House of the 11th March, 1920, for a Return showing:—1. The number of officers being returned in the service of the Militia Department at Headquarters at Ottawa who have not seen service overseas. 2. Their names, positions, salaries and length of time in the service, respectively. 3. Whether returned men are available for those positions. Presented March 22, 1920. Mr. McKenzie. *Not printed.*

 CONTENTS OF VOLUME 10—Continued

- 91a. Return to an Order of the House of the 29th March, 1920, for a Return giving a list of the names of all the officers employed at the Headquarters of the Militia Department, at Ottawa, their respective salaries, the date of their appointment, and the length of their services in the Canadian Expeditionary Force. Presented June 8, 1920. Mr. Archambault..... *Not printed.*
92. Return showing:—1. Names of the tenderers for the works to be done at the following places in the County of Montmorency, Quebec: Ste. Anne de Beaupre, Ste. Famille Ile d'Orleans, St. Francois du Sud Ile d'Orleans, St. Jean-Isle d'Orleans, Ile de la Quarantine, Pointe aux Trembles. 2. Where they reside. 3. Amount of each tender. 4. Who the successful tenderers were. 5. Whether the said works have been started. 6. When they will be completed. Presented March 22, 1920. Mr. Casgrain. *Not printed.*
93. Orders in Council relating to the organization and work of the Department of Health, as follows:—1. Order in Council, P.C. 1627, dated August 2, 1919, naming the President of the Privy Council as the Minister of the Crown to preside over the Department of Health and providing for the transfer to the Department of Health from the Department of Immigration and Colonization of the staff of the Quarantine and Medical Service. 2. Order in Council, P.C. 1765, dated August 23, 1919, transferring to the Department of Health from the Department of Trade and Commerce the administration of the Adulteration Act, the Proprietary or Patent Medicine Act, the Commercial Feeding Stuffs Act and the Fertilizers Act. 3. Order in Council, P.C. 2204, dated October 30, 1919, transferring to the Department of Health the work of the Housing Committee of the Cabinet. 4. Order in Council, P.C. 2321, dated November 21, 1919, transferring to the Department of Health from the Department of Marine and Fisheries, the administration of Marine Hospitals. 5. Order in Council, P.C. 2612, dated December 31, 1919, transferring to the Department of Health the Medical Branch of the Commission of Conservation. Presented by Hon. Mr. Rowell, March 24, 1920. *Not printed.*
- 93a. Order in Council, P.C. 1961, dated September 29, 1919, covering the appointment of an Advisory Board as prescribed in the "Act to amend the Proprietary or Patent Medicine Act." Chapter 66, 9-10 George V. Order in Council, P.C. 2079, dated October 8, 1919, covering the appointment of the Dominion Council of Health. Order in Council, P.C. 328, dated February 11, 1920, accepting the resignation of the Hon. Walter R. Rollo as a Member of the Dominion Council of Health and appointing Mr. H. J. Halford, of Hamilton, Ontario, Vice-President of the Trades and Labour Congress of Canada, in Mr. Rollo's place. Presented by Hon. Mr. Rowell, March 25, 1920. *Not printed.*
94. Copies of General Orders promulgated to the Militia for the period between February 1, 1919, and February 2, 1920. Also,—Copies of all Routine Orders of the Canadian Expeditionary Force promulgated from February 22, 1919, to February 24, 1920. Presented by Hon. Mr. Guthrie, March 24, 1920. *Not printed.*
95. Appointments, Promotions and Retirements, Canadian Militia and Canadian Expeditionary Force, from February 6, 1919, to January 22, 1920. Presented by Hon. Mr. Guthrie, March 24, 1920. *Not printed.*
96. Return to an Order of the House of the 18th September, 1919, for a Return showing:—1. The total number of men who joined the Expeditionary Force for service in Siberia. 2. How many of such number voluntarily enlisted for service in Siberia. 3. Whether the Government is aware as to whether or not a considerable number of members of such Expeditionary Force were made to embark at Victoria, B.C., by compulsion and with the point of the bayonet directed at them. 4. Whether the Government is aware as to whether or not certain members of such Expeditionary Force who had not voluntarily enlisted for service in Siberia were court-martialed and sentenced to hard labour. If so, who such members are and what the nature of the sentence was. 5. The cost to the Government of the Expeditionary Force for service in Siberia. Presented March 25, 1920. Mr. Archambault. *Not printed.*
- 96a. Return to an Order of the House of the 7th April, 1920, for a copy of all correspondence, documents, and records including the evidence and judgments in connection with the trials held by Field General Court Martial of the 259th, of the Canadian Expeditionary Force in Siberia, on the following Rifleman, sentenced on the 28th of January, 1919: Alfred Laplante, O. Boisvert, Edmond Leroux, Joseph Guenard, E. Pauze and Arthur Roy. Presented May 18, 1920. Mr. Archambault. *Not printed.*
97. Return to an Order of the House of the 17th March, 1920, for a Return showing:—1. Whether any work has been done on any of the lines enumerated in the Second Schedule of Chap. 13, 9-10, George V, being an Act to incorporate the Canadian National Railway Company and respecting Canadian National Railways. 2. If so, on what particular line the work has been done. 3. What kind of work has been done. 4. How much money has been expended for this work. 5. How much in construction. In surveys, in expropriation, and the purchase of the Right of Way. 6. How many station sites have been located on said lines, what the name is of each station, and on what particular line. 7. Description of the land upon which it is located. How much was paid for said station site, and who was representing the Government or the Canadian National Railways in negotiating the purchase. 8. If moneys were paid for any of such sites, to what appropriation they were charged, and on whose order they were paid. 9. Whether any Order in Council has been passed entrusting said company with the management and operation of the Grand Trunk Pacific and the Intercolonial Railways. Presented March 25, 1920. Mr. Bureau. *Not printed.*
98. Return to an Order of the House of the 18th March, 1920, for a copy of all representations, complaints and other correspondence filed with the Civil Service Commission regarding Classification of the Civil Service of Canada. Presented March 26, 1920. Mr. Frupp. *Not printed.*
- 98a. Return to an Order of the House of the 12th April, 1920 for a Return showing:—1. Number of classification engineers employed in connection with the Civil Service. 2. Total amount paid to classification engineers to date in connection with the work of classifying the Civil Service. 3. Further estimate required to complete the work. Presented April 29, 1920. Mr. Sinclair (Aatigonish.) *Not printed.*
99. Return to an Order of the House of the 10th March, 1920, for a copy of all correspondence relating to the appointment of the Postmaster at Metabetchouan, Quebec. Presented March 29, 1920. Mr. Savard. *Not printed.*
100. Draft Conventions and Recommendations adopted by the International Labour Conference at Washington and communicated to the Government by the Secretary-General of the League of Nations pursuant to Article 405, Treaty of Versailles:—1. Draft Convention limiting the hours of work in industrial undertakings to eight in the day and forty-eight in the week. 2. Draft Convention concerning unemployment. 3. Recommendation concerning unemployment. 4. Recommendation concerning reciprocity of treatment of foreign workers. 5. Draft Convention concerning the employment of women before and after childbirth. 6. Draft Convention concerning the employment of women during the night. 7. Recommendation concerning the prevention of anthrax. 8. Recon-

CONTENTS OF VOLUME 10—Continued.

- mendation concerning the protection of women and children against lead poisoning. 9. Recommendation concerning the establishment of Government Health Services. 10. Draft Convention fixing the minimum age for admission of children to industrial employment. 11. Draft Convention concerning the night work of young persons employed in industry. 12. Recommendation concerning the application of the Berne Convention of 1906, on the prohibition of the use of white phosphorus in the manufacture of matches. Presented by Hon. Mr. Rowell, March 29, 1920. *Not printed.*
- 100a. Return showing—1. Names of the Canadian representatives at the International Labour Conference last fall. 2. Amount expended in connection with this delegation. 3. Names of Canadian representatives at the Labour Conference at Paris. 4. Amount expended in relation thereto. Presented March 29, 1920. Mr. Archambault. *Not printed.*
101. Return to an Order of the House of the 18th March, 1920, for a Return showing—1. On what date a Branch of the Public Works Department was first established at Antigonish, N.S. 2. What counties in Nova Scotia were originally under the jurisdiction of the Antigonish Branch. 3. When the North Sydney office was established. 4. Names of the employees in the Antigonish Branch prior to the change and the amount of their yearly salaries. 5. Names of the employees in both offices on December 31, 1914, and their yearly salaries. 6. Names of the present employees in both branches and their respective yearly salaries. 7. How much was expended in public works in the area under the jurisdiction of the Antigonish Branch for five years prior to December 31, 1911. 8. How much was expended in public works in the area covered by both the Antigonish and North Sydney Branches during the five years subsequent to January 1, 1912. Presented March 29, 1920. Mr. Sinclair (Antigonish). *Not printed.*
- 101a. Return showing the details of the expenditure of \$1,372 079 82 made in the area covered by both the Antigonish and North Sydney Branches of the Department of Public Works during the five years subsequent to January 1, 1912. Presented April 7, 1920. Mr. Sinclair (Antigonish). *Not printed.*
102. Return to an Order of the House of the 22nd of March, 1920, for a copy of all correspondence relating to the public cross road between Ste.-Catherine and Tadoussac. Presented March 29, 1920. Mr. Savard. *Not printed.*
103. Return to an Order of the House of the 29th March, 1920, for a Return showing:—(a) the total production of coal in Canada during the past ten years (b) how much of said coal was anthracite (c) the total importation of coal into Canada during the same period (d) how much of same was anthracite (e) the total exportation of coal from Canada during the past ten years and (f) how much of this total was anthracite. Presented March 31, 1920. Mr. Archambault. *Not printed.*
104. Return to an Order of the House of the 10th March, 1920, for a Return showing:—1. What amount of money has been expended by the Government during the years 1918-19-20 in providing seed grain for settlers in the Lethbridge and Calgary land districts respectively. 2. What amount of money has been expended by the Government as its share of the freight charges in providing feed for live stock in Southern Alberta in the years 1918-19-20. Presented April 6, 1920. Mr. Buehnan. *Not printed.*
105. Return to an Order of the House of the 15th March, 1920, for a Return showing for each of the fiscal years 1891, 1896, 1901, 1906, 1911, 1914, 1915, 1916, 1917, 1918, 1919 and estimated 1920 (a) Total revenue of the Dominion (b) Expenditure chargeable to Consolidated Fund (c) Expenditure chargeable to capital (d) Total expenditure (e) Estimated population (f) Total revenue per head of population (g) Expenditure per head chargeable to Consolidated Fund, and (h) Total expenditure per head. Presented March 6, 1920. Mr. Fielding. *Not printed.*
106. Return to an Order of the House of the 22nd March, 1920, for a Return showing:—1. The total amount of the gross consolidated debt of Canada on the 28th of February, 1920. 2. Total amount of the net consolidated debt of Canada on the same date. 3. Total amount of the assets of the consolidated debt of Canada on the said date. 4. Total amount of the yearly interest payable on the gross consolidated debt of Canada on the said date. 5. Total amount of yearly interest or revenue received or collected by Canada in respect to the property or securities constituting the assets of the public debt. 6. Total amount of the floating debt of Canada on the 28th of February, 1920. 7. Total amount of yearly interest payable on the floating debt of Canada on the said date. Presented April 6, 1920. Mr. Parent. *Not printed.*
107. Return to an Order of the House of the 24th March, 1920, for a copy of the correspondence between the Minister of Lands and Forests of the Province of Quebec and the Soldiers' Settlement Board. Presented April 6, 1920. Mr. Gauvreau. *Not printed.*
108. Return showing:—1. What loans have been negotiated by the Dominion Government since 1911. 2. The distinctive name of each loan and its amount. 3. Of the said loans, which were (a) foreign, (b) British, and (c) Canadian. Presented April 7, 1920. Mr. Casgrain. *Not printed.*
109. Return to an Order of the House of the 19th March, 1919, for a return showing the total cost and general expense of the 1918 Victory Loan, including detailed statements of the amounts paid to brokers, banks, newspapers, advertising agencies, and all other persons, corporations, firms and agencies to whom payments were made, giving the names of such persons, banks, newspapers, agencies or firms in each case. Presented April 7, 1920. Mr. Blake. *Not printed.*
110. Report of the Explosives Division of the Department of Mines for the year 1919. The Senate. *Not printed.*
111. Return to an Order of the House of the 22nd March, 1920, for a Return showing the number of persons or corporations paying and the aggregate amount paid by each group by way of Dominion Income Tax in the City of Toronto during the fiscal years 1917 and 1918 whose assessed income was over \$1,500, \$6,000, \$10,000, \$20,000, \$30,000, \$50,000, \$100,000. Presented April 12, 1920. Mr. Kennedy. *Not printed.*
112. Return showing:—1. Number of post offices on the north shore of the St. Lawrence from Tadoussac to Esquimaux Point. 2. Names, postal addresses and the date of appointment of each of these postmasters. Presented April 12, 1920. Mr. Savard. *Not printed.*
113. Return to an Order of the House of the 25th March, 1920, for a Return showing how many houses have been commenced, and how many finished, under the legislation of a year ago. Presented April 13, 1920. Mr. Clark (Red Deer). *Not printed.*
114. Copy of Resolutions of thanks passed by the British House of Commons to the Forces engaged in the late War, and embodying thanks to the troops from the Dominions overseas for their services during the said war. Presented by Hon. Mr. Rowell, April 13, 1920. *Not printed.*

CONTENTS OF VOLUME 10—*Continued.*

115. Return to an Order of the House of the 31st March, 1920, for a copy of all correspondence, Orders in Council, reports and all other documents respecting the apportionment of expenses on the League of Nations and the payment of the sum of \$64,043 15 on February 13th, 1920, as Canada's share of such expense. Presented April 13, 1920. Mr. Fielding *Not printed.*
116. Return to an Order of the House of the 15th March, 1920, for a copy of all papers, documents, telegrams, correspondence and reports made between the Department of Naval Service and the Inspector of Fisheries in Prince Edward Island or any other party or parties regarding the sale of the lobster hatchery at Charlottetown, P.E.I. Presented April 15, 1920. Mr. Sinclair (P.E.I.) *Not printed.*
117. Return to an Order of the House of the 19th March, 1919, for a Return showing:—1. The number of vessels belonging to the Canadian Government in the Canadian Naval Service during the war. 2. Their names. 3. The number of vessels employed in the work of the Canadian Naval Service rented or chartered during the period of the war. 4. Their names. Presented April 15, 1920. Mr. Deslauriers *Not printed.*
118. Return to an Order of the House of the 24th March, 1919, for a Return showing the number of commutation of sentences accorded by the Department of Justice to prisoners condemned to be hanged, where the crimes were committed, and the sentence imposed after commutation, within the last four years. Presented April 15, 1920. Mr. Casgrain. *Not printed.*
119. Return to an Order of the House of the 10th March, 1920, for a Return showing:—1. Number of persons discharged from the Government Printing Bureau and Department of Public Printing and Stationery from 1st January, 1919, to 1st March, 1920. 2. Upon whose recommendation and report dismissals were made. 3. Whether the King's Printer or Assistant King's Printer recommended the persons to be dismissed. 4. Whether the report of dismissal was in writing. 5. What qualifications the person or persons had who investigated the respective cases for dismissal, what investigation was made by them and whether their conclusions are reduced to writing. Presented April 15, 1920. Mr. Frappé. *Not printed.*
120. Return to an Order of the House of the 24th March, 1920, for a copy of all letters, telegrams, correspondence, and other papers in the possession of the Government, in connection with the transfer of mail bags from the C.P.R. mail car to the mail car of the Quebec, Montreal and Southern Railway Company, and from the latter to the former, at Iberville Junction, during the period extending from the month of November, 1917, to the month of April, 1918. Presented April 16, 1920. Mr. Demers *Not printed.*
121. Return to an Order of the House of the 31st March, 1920, for a copy of all telegrams, papers, letters and correspondence with reference to the application for naturalization of Professor F. V. Rietthorff, alias Frederick Edwards, 205 Scott Block, Winnipeg, also for copies of all correspondence to date with reference to the resignation of the said F. V. Rietthorff, alias Frederick Edwards, from the employ of the Department of State and in particular correspondence with the President of the Privy Council, Controller McLean and Mr. A. Brophy of the said Department. Presented April 16, 1920. Mr. Power *Not printed.*
122. Return to an Order of the House of the 22nd March, 1920, for a Return showing:—1. Number of chartered banks in Canada in 1880. 2. Number of chartered banks in Canada at the present time. 3. What profits, as shown by their annual statements, were made by each of the chartered banks in the years 1911, 1912, 1913, 1914, 1915, 1916, 1917, 1918 and 1919. 4. What taxes each paid to the Federal Treasury in each of the above years. 5. What amount, not being interest on money borrowed, the Federal Government paid to each chartered bank in each of the years 1914, 1915, 1916, 1917, 1918 and 1919 for service rendered. 6. The paid up capital of each bank, and its reserve. Presented April 16, 1920. Mr. Ross. *Not printed.*
123. Copy of all correspondence, papers, documents and telegrams, concerning the amelioration of conditions among the Indians and Eskimos inhabiting the east coast of James and Hudson Bays, from East Main River in the south to Hudson Straits in the north, showing what has been and is being done to provide emergency relief, medical attention, administration of Justice, industrial training, introduction of reindeer treaty rights, securing of adequate prices for their furs, and any other matter in the interests of these people. The Senate *Not printed.*
124. Return to an Order of the House of the 15th April, 1920, for a Return showing:—1. What the value in Canadian currency of the British pound sterling was on the first of the months of November and December, 1914, on the first of all the months of the years 1915, 1916, 1917, 1918, and on the first of January and February, 1919. 2. During the years 1914, 1915, 1916, 1917 and 1918, whether the officers and men of the Canadian Expeditionary Force were paid in accordance with the rates of exchange prevailing at the various times at which payments were made to them, and if not, at what rate or rates. 3. What was done in this respect with payments made to interned Canadian soldiers, and at what rate or rates their pay was converted into the currencies of the countries in which they were interned. Presented April 19, 1920. Mr. McMaster *Not printed.*
125. Return to an Order of the House of the 12th April, 1920, for a Return showing:—1. How much, if any, of the Federal Emergency Fund for the re-establishment of the returned soldier was overpaid or inadvertently paid to those not entitled to it under the regulations. 2. How much of this amount has been recovered. 3. How many prosecutions have been instituted for this recovery. 4. What the decision has been in each case. 5. Whether it is the intention of the Government to undertake any further action in cases of this nature. Presented April 19, 1920. Mr. Chisholm *Not printed.*
126. Return to an Order of the House of the 12th May, 1919, for a Return showing:—1. Whether prosecutions were authorized by the Government against parties in the Province of Nova Scotia for neglecting to place War Revenue Stamps upon packages of Proprietary or Patent Medicine before the sale thereof, as required by the War Revenue Act, 1915. 2. Person or persons appointed to institute these prosecutions. 3. Number of prosecutions, if any brought. 4. Names of solicitors designated by the Government to conduct them. 5. Terms of said solicitors' appointment. 6. Gross amount of fines imposed. 7. In what counties in Nova Scotia such prosecutions were brought. 8. Who recommended the appointment of such Prosecutors and Solicitors. Presented April 19, 1920. Mr. Sinclair (Antigonish). *Not printed.*
127. Copy of Order in Council P.C. 395, dated 18th February, 1920, in respect to the organization of an Air Force in Canada. Presented by Hon. Mr. Sifton, April 19, 1920 *Not printed.*
128. Return showing:—1. For what purposes the special Trade Commission of the overseas branch of the Department of Trade and Commerce has been created, and how the purposes are to be accomplished. 2. Who is in charge thereof, and his salary. 3. If publicity for Canadian production is sought, who has received the appointment

CONTENTS OF VOLUME 10—*Continued.*

- of publicity expert, and what the proposed remuneration is for such. 4. What sums, annually or otherwise, are paid by Canada to the British newspaper known as *Canada*, and what sums to the *Canada Gazette*? Presented April 19, 1920. Mr. McMaster *Not printed.*
129. Return to an Order of the House of the 7th April, 1919, for a copy of the correspondence exchanged between F. X. Gagnon, Port Daniel East, Quebec, and the Department of Justice, regarding the Military Exemption Tribunal which sat at that place. Presented April 20, 1920. Mr. Marcell (Bonaventure) *Not printed.*
130. Return to an Order of the House of the 29th September, 1919, for a copy of all telegrams, letters, contracts and plans, passed between the Commission of the Transcontinental Railway, or the Government and the City of Quebec, the different transport companies, the Harbour Commission of Quebec or any other persons, corporations or companies from 1910 to date, concerning the construction of a railway station at the Champlain Market in the city of Quebec, also the construction, in the said city, of wharves, docks, elevators to facilitate the transport of grain from the West via the Port of Quebec. Presented April 20, 1920. Mr. Parent *Not printed.*
130. Return to an Order of the House of the 5th May, 1920, for a copy of all documents, contracts and correspondence relating to the negotiations between the City of Quebec and the Transcontinental Railway regarding the Champlain market site and the proposed docks and grain elevators situated along the front of the St. Lawrence river, Quebec. Presented May 18, 1920. Mr. Power *Not printed.*
131. Return to an Order of the House of the 29th September, 1919, for a copy of all documents, letters, and plans, submitted by the Harbour Commission of Quebec since 1910 to date, concerning the construction of wharves, docks, elevators, cold storage, terminal facilities in the Port of Quebec, for the transport by land and water. Presented April 21, 1920. Mr. Parent *Not printed.*
132. Return showing:—1. Minimum and maximum salary being paid to postmasters. 2. By what method the minimum and maximum salary of postmasters is determined. 3. Whether postmasters receive a bonus on account of the high cost of living. 4. If not, why. 5. Minimum and maximum salary being paid to rural mail carriers. 6. Whether the Government has fixed a maximum rate per mile to apply to rural mail routes. 7. How the salary of rural mail carriers is determined. 8. Whether rural mail carriers receive a bonus on account of the high cost of living. 9. If not, why. 10. Minimum and maximum salary being paid to letter carriers. 11. Whether letter carriers receive a bonus. 12. If so, how much. Presented April 21, 1920. Mr. Kennedy (Glengarry.) *Not printed.*
133. Return showing:—1. Number of persons employed in the province of Quebec in connection with the work of the Soldiers' Settlement Board. 2. Their names and post office addresses. 3. Salary or remuneration each one is drawing. 4. Whether any of these employees are allotted to certain constituencies. 5. If so, what persons are allotted to the various constituencies, and to what constituencies. Presented April 26, 1920. Mr. Tobin *Not printed.*
134. Return to an Order of the House of the 31st March, 1920, for a copy of all letters, telegrams and other correspondence that has passed between one George Carvill, of the City of St. John, formerly City Ticket Agent for the Canadian Government Railway (formerly Intercolonial Railway) at the said City of St. John, and any and all others, for and on behalf of the said George Carvill and the Minister of Railways and Canals, Deputy Minister or any other Ministers of the Government or any general manager, assistant manager, superintendent or other officials of the Canadian Government Railway in reference to the dismissal of the said George Carvill from said railway on the 30th day of April, A. D. 1917, and the request of the said George Carvill for an investigation under oath before an independent tribunal into the causes for his dismissal and the refusal of the management of the said railway to grant such an investigation. Presented April 27, 1920. Mr. Copp *Not printed.*
135. Return to an Order of the House of the 22nd March, 1920, for a copy of all documents, letters, telegrams and other correspondence in the hands of the Government concerning the proposed railway between St. Camille, County of Bellechasse, and Calano, County of Temiscouata. Presented April 27, 1920. Mr. Falardeau *Not printed.*
136. Return to an Order of the House of the 22nd March, 1920, for a copy of the Report made by the Board of Railway Commissioners for Canada, on the application of the Canadian Pacific and Grand Trunk Railway Companies, on behalf of themselves and other railways carrying His Majesty's mail in Canada, asking that fair and reasonable rates be fixed by the Board for the carriage of mails pursuant to the reference of the matter to the Board by Order in Council, P. C., 617, dated March 7, 1917, for the determination as to the accuracy or inaccuracy of the claim made by the railway companies, that these rates are inadequate, and, if it is found that the present rates are inadequate to determine as the result of evidence to be submitted by the Post Office Department and the railway companies interested what would be a fair rate of payment for the service. Also a copy of all correspondence between members of the Government or any officials thereof and the Board of Railway Commissioners or any officials thereof in reference to the report mentioned above. Presented April 27, 1920. Mr. Bureau *Not printed.*
- 136a. Return to an Order of the Senate dated April 28, 1920, for a Return of the evidence and other proceedings submitted before the Dominion Railway Commission at the sessions at Ottawa on October 3, 1911, November 7, 1911, and March 18, 1919, relating to freight rates and all matters before said Board on said rates. 2. A copy of the report made by said Board to the Government as the result of said investigations. 3. A copy of the postal rate agreement or agreements existing between the Government and the railway companies for parcel post service, including a statement or copy of the rates charged by the Government railways. 4. A copy of the report made by the Dominion Railway Board to the Government on the contracts between the Government and the railway companies as to the rates charged for the postal services. 5. Does the said report show (or is the Government aware) that the rates fixed and paid are less than it cost the railway companies to perform the services. 6. What quantity of mail is carried annually by parcel post. 7. How much of it is carried for mail order houses—distinguishing quantities by provinces. 8. What are the postal rates charged for parcel post packages, (a) to the public (b) to mail order houses. 9. Do these rates pay the full cost of transportation. If not, what is the loss. 10. If there is a loss how is it provided for? 11. Does the Government intend to make a change in the parcel post rates, if so, what. The Senate. *Not printed.*
137. Return to an Order of the House of the 12th April, 1920, for a Return showing at the end of the fiscal year 1910, and each subsequent year, the total assets of Canada, the amount received in each year as interest or other income from such assets, and the average rate of interest or other income so received in each year. Presented April 28, 1920. Mr. Fielding *Not printed.*

CONTENTS OF VOLUME 10—Continued.

- 138.** Return to an Order of the House of the 10th March, 1920, for a Return showing:—1. The total amount of commission charges paid to brokers and agents in connection with the last Victory Loan. 2. What amounts have been paid to each of the said brokers and agents. 3. Whether any of the said commission charges have not yet been paid. 4. If so, whose accounts they are, and for what reason they have not been paid. Presented April 28, 1920. Mr. Archambault *Not printed.*
- 139.** Return showing:—1. Names of the so-called experts employed by the Arthur Young Company to classify the employees of the various departments, and which department or departments did each such expert classify. 2. The ages, nationality, educational, and practical qualification, including positions previously held, with special reference to classification work, of each such expert. 3. (a) Cost to the Government for the services of each such expert; (b) what is the cost to the Arthur Young Company of the services of each expert. Have they been paid in Canadian or American money. 4. How many Deputy Ministers have approved the classification of their departments. 5. Whether the Arthur Young Company pay an income or business tax in Canada. 6. In case of difference of opinion respecting classification between the so-called experts and the Civil Service Commission whose opinion prevails. Presented April 28, 1920. M. Gauvreau *Not printed.*
- 140.** Return to an Order of the House of the 14th April, 1920, for a copy of all reports, letters, petitions or documents referring to claims for damages on behalf of innocent victims who, during the so-called Quebec riots of 1918, have either been killed or wounded by the soldiers of His Majesty. Presented April 29, 1920. Mr. Parent *Not printed.*
- 141.** Return to an Order of the Senate dated April 18, 1918, for a Return showing:—The amount paid in each year since 1900 inclusive, for (a) reporting, (b) translating, (c) typewriting, and (d) printing proceedings before Commission of Inquiry and all other investigations for or on behalf of the Government or any Department thereof, in English and in French respectively, the names of the persons under (a), (b) and (c) to whom such payments were made, the amount paid to each as salary or other compensation, and the amount paid on account of each such person for travelling and living expenses. The Senate *Not printed.*
- 142.** Return to an Order of the Senate, dated April 16, 1918, for a Return referring to Return of the Senate (No. 7, August 23, 1917, re officers 78th Regiment, Highlanders of Pictou County, Nova Scotia):—1. (a) Giving the names of the officers mentioned in the said Return who served with the overseas forces at the fighting front since said Return was compiled. (b) The unit and date each one so served. (c) The number who became casualties, and when. 2. The location, connection and rank of each of the officers mentioned in said Return in the overseas forces at the present time. The Senate *Not printed.*
- 142a.** Supplementary Return to an Order of the Senate dated April 16, 1918, for a Return referring to Return of the Senate (No. 7, August 23, 1917, re officers 78th Regiment, Highlanders of Pictou County, Nova Scotia):—1. (a) Giving the names of the officers mentioned in the said Return who served with the overseas forces at the fighting front since said Return was compiled. (b) The unit and date each one so served. (c) The number who became casualties, and when. 2. The location, connection and rank of each of the officers mentioned in said Return in the overseas forces at the present time. The Senate *Not printed.*
- 143.** Copy Declaration by the Supreme Council of the Peace Conference on the Economic Conditions of the World. The Senate *Not printed.*
- 144.** Return showing:—1. Whether the Government pays the expenses of an office in Toronto for A. V. White, consulting engineer of the Conservation Commission. 2. If so, what expenses for said office it paid in the fiscal year 1919-20, including rent, salaries of assistants, travelling expenses, etc. 3. What relation, if any, the said A. V. White is to James White, Deputy Head of the Conservation Commission. 4. If any other relatives of its Deputy Head were employed by the Conservation Commission in the past fiscal year, their names, what positions they fill and what salaries were paid them. 5. Whether it is the practice of the Government to maintain offices for all its consulting engineers. 6. Whether it is the intention of the Government to continue to defray the expenses of the Toronto office of the said A. V. White. 7. If the said A. V. White was employed by the Department of Public Works, what was the last year he was so employed and what remuneration he was paid. 8. At what annual salary rate he is being paid by the Conservation Commission for 1920-21. 9. What reports, if any, by A. V. White, other than reports on water-powers and hydro-electric conditions, the Conservation Commission has published. 10. Whether A. V. White holds the degree of Electrical Engineer from a recognized university. 11. Name of the Hydro-Electric Engineer of the Conservation Commission. 12. What degrees he holds and what practical experience he has had. 13. What annual salary he is paid. Presented May 3, 1920. Mr. Casgrain *Not printed.*
- 145.** Return showing:—1. How many farms in each constituency in the province of Quebec were purchased by returned soldiers under the provisions of the Soldiers' Settlement Act. 2. The names of the buyers and sellers of each of the said farms. 3. The price paid for each of these farms. 4. Who visited each of the said farms on behalf of the Government. 5. What assistance was given by the Government in connection with each purchase. Presented May 3, 1920. Mr. Tobin *Not printed.*
- 146.** Return to an Order of the House of the 19th April, 1920, for a Return showing:—1. Whether there was any printing done for the Government outside of the Printing Bureau during the years 1918/1919. 2. If so, by whom. 3. Addresses of persons or firms to whom such printing was given. 4. Amount paid for this outside printing, in each case, in 1918-19. Presented May 4, 1920. Mr. Dechesne *Not printed.*
- 147.** Return to an Order of the House of the 19th April, 1920, for a Return showing:—1. Amounts loaned or credits given by the Government of Canada: (a) to Greece; (b) to Rumania. 2. The dates these loans were granted or credits given: (a) to Greece; (b) to Rumania. 3. The nature of merchandises purchased by the Government of Canada and charged in each case: (a) to Greece; (b) to Rumania. 4. The names of commercial firms or persons from whom said goods were so purchased, specifying: (a) the nature of goods in each case; (b) the amounts paid by the Government to these firms or persons in each case and also the date of these payments. Presented May 5, 1920. Mr. Archambault *Not printed.*
- 148.** Return to an Order of the House of the 10th March, 1920, for a copy of all telegrams, petitions, letters and documents of all kinds sent to the Post Office Department referring in any way to the mail route and mail service between Mabou, N.S., and Whyecoomagh, N.S. Presented May 5, 1920. Mr. Chisholm *Not printed.*

CONTENTS OF VOLUME 10—Continued.

149. Return to an Order of the House of the 21st March, 1920, for a copy of all correspondence, reports and other documents in any way referring to a proposed change in the site of Beatonville Post Office, Inverness County, N.S. Presented May 5, 1920. Mr. Clusholm *Not printed.*
150. Return showing:—1. How many persons are employed on the staff of the Civil Service Commission. 2. Their names. 3. The respective salaries of said persons. Presented May 6, 1920. Mr. Hoeken *Not printed.*
151. Return to an Order of the House of the 26th April, 1920, for a return showing the total quantity in gallons, of spirituous liquors imported into Canada during the years 1913, 1914, 1915, 1916, 1917, 1918 and 1919; and also showing the value in money of the said imports during the same years. Presented May 10, 1920. Mr. Archambault *Not printed.*
152. Return to an Order of the House of the 3rd May, 1920, for a copy of all correspondence and reports concerning the dismissal of Mr. Elisé Parent, inspector of Inland Revenue, the 6th of September, 1916 (file No. 111085). Presented March 10, 1920. Mr. Rinfret *Not printed.*
152. Supplementary Return to an Order of the House of the 3rd May, 1920, for a copy of all correspondence and reports concerning the dismissal of Mr. Elisé Parent, inspector of Inland Revenue, the 6th of September, 1916 (file No. 111085). Presented May 17, 1920. Mr. Rinfret *Not printed.*
153. Return to an Order of the House of the 19th March, 1920, for a copy of all correspondence between the Dominion Government or any member thereof and the Dominion Manufacturers' Association or any manufacturer, relating to appeals from the Supreme or other courts in regard to validity of certain Dominion or Provincial Acts and Provincial Licenses whereby the Dominion Government undertook to give financial aid to said manufacturers for said appeals, as shown in the *Financial Times*, Montreal, of the 21st February, 1920. Presented May 10, 1920. Mr. Devlin *Not printed.*
154. Return to an Order of the House of the 19th April, 1920, for a Return showing:—1. Number of translators employed by the Senate, House of Commons and the different departments of the Government, and number employed by each department. 2. Number employed permanently. 3. Number engaged for the session only. 4. Total annual cost of the translation service. 5. Whether any translation was done outside of Ottawa during the fiscal year ending 31st March, 1919. 6. If so, in how many instances, and what rate was paid per page of printed matter. Presented May 10, 1920. Mr. Hoeken *Not printed.*
155. Return to an Order of the House of the 5th May, 1920, for a copy of a letter from the Board of Trade of the City of Quebec to the Minister of Trade and Commerce, dated October 24, 1919, concerning the new policy adopted by the Ocean Mail Steamers of not stopping at Quebec in their outward voyage, and a copy of the answer to said letter. Presented May 10, 1920. Mr. Lapointe *Not printed.*
156. Return to an Order of the House of the 29th April, 1920, for a Return showing:—1. Name of each official and clerk in the Fisheries Branch at Ottawa who will be in receipt of a salary of \$1,800 or over during the fiscal year 1920-21. 2. Salary of each such official and clerk during the fiscal years 1916-17, 1917-18, 1918-19 and 1919-20. 3. Minimum and maximum salary of each such official and clerk as at present fixed by the classifying experts of the Civil Service Commission. 4. What the salary of each such official and clerk will be during the fiscal year 1920-21. 5. What practical experience or direct connection, if any, each such official and clerk has had in or with the fishing industry; the nature of such experience or connection and the number of years it covers. 6. What position each such official and clerk, who has had no practical experience in or direct connection with the fishing industry, filled or what duties he performed on first becoming attached to the Fisheries Branch. 7. Present duties and responsibilities of each such official or clerk. Presented May 10, 1920. Mr. Duff *Not printed.*
157. Return to an Order of the House of the 3rd May, 1920, for a copy of all correspondence, telegrams, and other documents exchanged between Dr. L. W. McNutt, Vancouver, B.C., and the Department of Soldiers' Civil Re-establishment, Sir Robert Borden and the Director of Medical Services of the Soldiers' Civil Re-establishment, with reference to claim for \$2,500.72 by the said Dr. McNutt against the above mentioned department, and also with reference to the resignation or dismissal of the said Dr. McNutt from the department in question. Presented May 11, 1920. Mr. Power *Not printed.*
158. Return to an Order of the House of the 17th March, 1920, for a Return showing:—1. Number of employees in the inside service of the Labour Department. 2. How many are males. 3. How many are females. 4. How many males are French. 5. How many females are French. 6. How many males are Protestants. 7. How many females are Protestants. Presented May 11, 1920. Mr. Hoeken *Not printed.*
158. Return to an Order of the House of the 17th March, 1920, for a Return showing:—1. Number of employees in the inside service of the Post Office Department. 2. How many are males. 3. How many are females. 4. How many males are French. 5. How many females are French. 6. How many males are Protestants. 7. How many females are Protestants. Presented May 11, 1920. Mr. Hoeken *Not printed.*
158. Return to an Order of the House of the 17th March, 1920, for a Return showing:—1. Number of employees in the inside service of the Secretary of State Department, including the Printing Bureau. 2. How many are males. 3. How many are females. 4. How many males are French. 5. How many females are French. 6. How many males are Protestants. 7. How many females are Protestants. Presented May 11, 1920. Mr. Hoeken *Not printed.*
158. Return to an Order of the House of the 12th April, 1920, for a Return showing:—1. Number of persons employed by the Civil Service Commission. 2. How many are males. 3. How many are females. 4. How many males are French. 5. How many females are French. 6. How many males are Protestants. 7. How many females are Protestants. Presented May 11, 1920. Mr. Hoeken *Not printed.*
158. Return to an Order of the House of the 17th March, 1920, for a Return showing:—1. Number of employees in the inside service of the Department of Interior. 2. How many are males. 3. How many are females. 4. How many males are French. 5. How many females are French. 6. How many males are Protestants. 7. How many females are Protestants. Presented May 11, 1920. Mr. Hoeken *Not printed.*
158. Return to an Order of the House of the 17th March, 1920, for a Return showing:—1. Number of employees in the inside service of the Marine and Fisheries Department. 2. How many are males. 3. How many are females. 4. How many males are French. 5. How many females are French. 6. How many males are Protestants. 7. How many females are Protestants. Presented May 11, 1920. Mr. Hoeken *Not printed.*

CONTENTS OF VOLUME 10—*Continued.*

- 158f. Return to an Order of the House of the 22nd March, 1920, for a Return showing:—1. Number of employees in the inside service of the Finance Department including the Insurance Branch. 2. How many are males. 3. How many are females. 4. How many males are French. 5. How many females are French. 6. How many males are Protestants. 7. How many females are Protestants. Presented May 11, 1920. Mr. Tobin. *Not printed.*
- 158g. Return to an Order of the House of the 17th March, 1920, for a Return showing:—1. Number of employees in the inside service of the Department of Trade and Commerce. 2. How many are males. 3. How many are females. 4. How many males are French. 5. How many females are French. 6. How many males are Protestants. 7. How many females are Protestants. Presented May 11, 1920. Mr. Hocken. *Not printed.*
- 158h. Return to an Order of the House of the 17th March, 1920, for a Return showing:—1. Number of employees in the inside service of the Militia Department. 2. How many are males. 3. How many are females. 4. How many males are French. 5. How many females are French. 6. How many males are Protestants. 7. How many females are Protestants. Presented May 17, 1920. Mr. Hocken. *Not printed.*
159. Return to an Order of the House of the 26th April, 1920, for a Return showing:—1. What institutions are at present under the jurisdiction and management of the Department of Soldiers' Civil Re-establishment. 2. Number of patients in each institution. 3. Number of employees in each institution. 4. Cost per year of each institution. Presented May 12, 1920. Mr. Farlee. *Not printed.*
160. Fifth Annual Report of the Board of Directors of the Canadian Northern Railway System, for the year ended December 31, 1919. Presented by Hon. Mr. Reid, May 12, 1920. *Printed for sessional papers only.*
161. First Annual Report of the Board of Directors of Canadian Government Merchant Marine, Limited. Presented by Hon. Mr. Reid, May 12, 1920. *Printed for sessional papers only.*
162. Return to an Order of the House of the 12th May, 1920, for a Return showing:—1. Sales of military and other supplies made by the War Purchasing Commission in each of the years 1917, 1918 and 1919, and amount of money obtained from these supplies in each of the above years. 2. Whether these supplies were sold by tender, by advertisement, or at public auction. 3. How military supplies, including rugs, furniture, etc., at Camp Borden were sold, who the purchasers were and what prices were received for the various articles. Presented May 14, 1920. Mr. Ross. *Not printed.*
163. Return to an Order of the House of the 19th April, 1920, for a copy of all papers, letters, correspondence between the Department of Justice or any of its officers and the Civil Service Commission or any of its members with reference to the promotion of the Secretary to the Deputy Minister of Justice in 1919 and 1920. Presented May 14, 1920. Mr. Cahill. *Not printed.*
164. Return to an Order of the House of the 24th March, 1920, for a copy of all correspondence and telegrams between the Dominion Government and the Alberta Government relating to irrigation development in Alberta, and more particularly to Lethbridge Northern Irrigation District. Presented May 17, 1920. Mr. Buchanan. *Not printed.*
165. Return to an Order of the House of the 5th May, 1920, for a Return showing the names of all persons who have passed the Civil Service examinations from the province of Prince Edward Island in 1917, 1918 and 1919, showing: (a) the grade for which they passed; (b) the number of marks made by each; (c) those who are returned soldiers; (d) those who have received an appointment, with the name of their position. Presented May 17, 1920. Mr. Sinclair (P.E.I.). *Not printed.*
166. Return to an Order of the House of the 12th April, 1920, for a Return showing:—1. Number of Civil Service Investigating Commissions appointed since the 1st of January, A.D. 1895. 2. On what respective dates said Commissions were appointed, what number of Commissioners comprised each Board, their names and their home addresses. 3. How long each Board was engaged on such inquiry and how much was paid to each. 4. Whether there is any Board or any Member of a past or present Board now engaged in connection with the Civil Service inquiry or classification of the Civil Service, other than the regular Civil Service Commission of which Honourable Doctor Roche is the Chairman. 5. What amount or amounts were paid by the Government to the Civil Service Classification Commissioners during the time from 1st January, 1916, to and including the 15th of March, A.D. 1920, what amounts were paid to each of the said Classification Commissioners and on what dates. Presented May 17, 1920. Mr. McKenzie. *Not printed.*
167. Return to an Order of the House of the 17th May, 1920, for a Return showing:—1. Number of married women whose husbands did not serve in the Canadian Expeditionary Force who are in the pay of various Government departments at Ottawa. 2. Whether it is a fact that the Department of Immigration has in its employ a lady at a salary of \$300 per month. 3. Whether this lady is the wife or mother of a returned soldier, and whether any effort was made at the time of her employment to secure the services of a war widow or dependent. 4. Whether this lady's husband is in the employ of the Government or of one of the provincial governments. 5. Whether it is a fact that the daughters of several departmental heads are employed by their fathers in Government service and that in such cases these young ladies hold positions which could be well filled with men who have been trained by the Department of Soldiers' Civil Re-establishment for the Civil Service but are unable to secure appointments. Presented May 19, 1920. Mr. Andrews. *Not printed.*
168. Copy of Order in Council, P.C. 1595, dated 31st July, 1919: Appointment of Victory Loan Special Committee in connection with the stabilizing of the Victory Loan of 1917. Presented by Sir George Foster, May 20, 1920. *Not printed.*
169. Reports submitted by the Officer in charge of the Canadian War Records Office, London, England, to the Right Honourable Sir Robert L. Borden, G.C.M.G., M.P., Prime Minister of Canada; and to the Honourable Sir Edward Kemp, K.C.M.G., M.P., Minister, Overseas Military Forces of Canada, 1916-1919, with which is included a Report of the Executive Committee of the Canadian War Memorials Fund. Presented by Sir Robert Borden, May 20, 1920. *Not printed.*
170. Return to an Order of the House of the 19th May, 1920, for a Return showing:—1. Number of persons employed in the Department of Indian Affairs in Ottawa. 2. Their names and salaries. Presented May 21, 1920. Mr. Hocken. *Not printed.*
170. Return to an Order of the House of the 19th May, 1920, for a Return showing:—1. Number of persons employed in the Department of Labour in Ottawa. 2. Their names and salaries. Presented May 21, 1920. Mr. Hocken. *Not printed.*

CONTENTS OF VOLUME 10—*Continued.*

- 170^b Return to an Order of the House of the 19th May, 1920, for a Return showing:—1. Number of persons employed in the Department of Marine in Ottawa. 2. Their names and salaries. Presented May 21, 1920. Mr. Hoeken. *Not printed.*
- 170^c Return to an Order of the House of the 19th May, 1920, for a Return showing:—1. Number of persons employed in the Department of Public Archives in Ottawa. 2. Their names and salaries. Presented May 26, 1920. Mr. Hoeken. *Not printed.*
- 170^d Return to an Order of the House of the 19th May, 1920, for a Return showing:—1. Number of persons employed in the Department of Trade and Commerce in Ottawa. 2. Their names and salaries. Presented May 26, 1920. Mr. Hoeken. *Not printed.*
- 170^e Return to an Order of the House of 19th May, 1920, for a Return showing:—1. Number of persons employed in the Department of the Secretary of State in Ottawa. 2. Their names and salaries. Presented May 31, 1920. Mr. Hoeken. *Not printed.*
- 170^f Return to an Order of the House of 19th May, 1920, for a Return showing:—1. Number of persons employed in the Department of Mines in Ottawa. 2. Their names and salaries. Presented May 31, 1920. Mr. Hoeken. *Not printed.*
- 170^g Return to an Order of the House of the 19th May, 1920, for a Return showing:—1. Number of persons employed in the Department of Naval Service in Ottawa. 2. Their names and salaries. Presented May 31, 1920. Mr. Hoeken. *Not printed.*
- 170^h Return to an Order of the House of the 19th May, 1920, for a Return showing:—1. Number of employees in the Department of Justice in Ottawa. 2. Their names and salaries. Presented May 31, 1920. Mr. Hoeken. *Not printed.*
- 170ⁱ Return to an Order of the House of the 19th May, 1920, for a Return showing:—1. Number of persons employed in the Department of the Interior in Ottawa. 2. Their names and salaries. Presented June 2, 1920. Mr. Hoeken. *Not printed.*
- 170^j Return to an Order of the House of the 19th May, 1920, for a Return showing:—1. Number of persons employed in the Department of Railways and Canals in Ottawa. 2. Their names and salaries. Presented June 8, 1920. Mr. Hoeken. *Not printed.*
- 170^k Return to an Order of the House of the 19th May, 1920, for a Return showing:—1. Number of persons employed in the Department of Public Works in Ottawa. 2. Their names and salaries. Presented June 10, 1920. Mr. Hoeken. *Not printed.*
- 170^l Return to an Order of the House of the 19th May, 1920, for a Return showing:—1. Number of persons employed in the Department of Soldiers' Civil Re-establishment in Ottawa. 2. Their names and salaries. Presented June 14, 1920. Mr. Hoeken. *Not printed.*
- 170^m Return to an Order of the House of 19th May, 1920, for a Return showing:—1. Number of persons employed in the Department of Public Printing. 2. Their names and salaries. Presented June 17, 1920. Mr. Hoeken. *Not printed.*
- 170ⁿ Return to an Order of the House of 19th May, 1920, for a Return showing:—1. Number of persons employed in the Department of Public Health. 2. Their names and salaries. Presented June 17, 1920. Mr. Hoeken. *Not printed.*
- 170^o Return to an Order of the House of the 19th May, 1920, for a Return showing:—1. Number of employees in the Post Office Department in Ottawa. 2. Their names and salaries. Presented June 18, 1920. Mr. Hoeken. *Not printed.*
171. Also.—Return to an Order of the House of the 5th May, 1920, for a copy of a letter signed by twenty-two Senators and Members of the House of Commons representing the Provinces of Alberta, Saskatchewan and Manitoba, addressed to Sir Robert L. Borden, Prime Minister of Canada, dated September, 1919, recommending the shipment of grain by rail via Quebec; also a copy of the answer to such letter as well as the letters sent by J. T. Ross, Esq., President of the Quebec Board of Trade, to the Minister of Railways and Canals during the months of January and February, 1920, concerning export of wheat via Quebec, and of the letters of the Minister of Railways and Canals in answer thereto. Presented May 21, 1920. Mr. Lapointe. *Not printed.*
172. Return to an Order of the House of the 19th May, 1920, for a Return showing:—1. Who the publishers are of the *Montreal Gazette*. 2. Amounts paid to the Montreal Gazette Publishing Company for each of the last fiscal years by the Dominion Government for (a) advertising, and (b) job printing. Presented May 21, 1920. Mr. Edwards. *Not printed.*
173. Return to an Order of the House of the 7th April, 1920, for a copy of all correspondence, letters and petitions received from the citizens of the Saguenay district and all others in connection with a subsidy from the Department of Trade and Commerce in order to obtain the services of a steamboat ferry between Ste. Catherine and Tadoussac. Presented May 21, 1920. Mr. Savard. *Not printed.*
174. Return to an Order of the House of the 19th March, 1919, for a return showing the names and post office addresses of all postmasters appointed in the Province of Nova Scotia since June 1, 1917, along with a copy of all correspondence with the Post Office Department or with the Civil Service Commission relating to such appointments. Presented May 26, 1920. Mr. Sinclair (Antigonish). *Not printed.*
175. Return to an Order of the House of the 3rd May, 1920, for a copy of the mortgage deeds for the twenty-five and the thirty-five million dollars granted by the Government of Canada to the Canadian Northern Railway Company in 1918 and 1919. Presented May 26, 1920. Mr. Papineau. *Not printed.*
176. Return to an Order of the Senate dated the 4th instant, for a Return showing all correspondence that may have taken place with the British Admiralty, and with the Naval Mission to India and the Dominion, 1919-20, and also a list of shareholders, officers and directors of the Imperial Oil Company. The Senate. *Not printed.*
177. Return to an Order of the Senate dated the 5th instant, for a Return of copies of contracts between any Department or Departments of the Government and the owners of the steamship *Lady Evelyn*, in respect to the carriage of mails, passengers and freight between Pictou, Souris, and the Magdalen Islands; and copies of schedules of rates for such service, if such schedules are in the possession of the Government. The Senate. *Not printed.*

CONTENTS OF VOLUME 10—Continued.

178. Return of an Order of the House of the 10th May, 1920, for a Return showing:—1. Whether inspectors in charge of terminal elevators, under the Board of Grain Commissioners, have full authority to inspect grain, as provided for in the Canada Grain Act. 2. If not, why not. 3. If so, whether the inspectors issue the requisite inspection certificates, with their signatures attached thereto, as evidence of such inspection. 4. Whether the Chief Inspector or his immediate assistant, in charge of terminal elevators, has authority to change such inspection, without consent of the inspector directly in charge of a terminal elevator. 5. If so, whether this practice is provided for in the Canada Grain Act. 6. Whether inspection certificates, either inwards or outwards, are signed in blank by an officer under the Board of Grain Commissioners, and then filled in afterwards by a clerk. 7. Whether Western Inspection Certificates are signed in blank by the Chief Inspector or one of his officers, and then filled in by an officer in the Eastern Inspection District. 8. Whether the inward and outward inspection at terminal elevators is identically the same. 9. Whether the Canada Grain Act provides for the inspection of grain into terminal elevators, from steamers and barges. 10. If so, whether the inward or outward inspection governs. 11. How much grain the Government elevator, Port Arthur, has handled from September 1, 1919, to May 1, 1920. 12. How much grain the above elevator handled during the following crop years: 1913-14, 1914-15, 1915-16, 1916-17, 1917-18, 1918-19. 13. Cost per bushel in handling grain in the Government elevator, Port Arthur, for the above crop years, and for the period, September 1, 1919, to May 1, 1920. 14. Whether the above cost includes any provision for interest on investment and management. 15. Revenue per bushel for the above period: (a) including as revenue, money derived from the sale of overages, screenings and scalpings; (b) excluding as revenue, money derived from the sale of overages, screenings and scalpings. 16. Number of employees engaged in the above elevator during the above periods. 17. Name of the senior officer or manager who superintended the operations of the Government elevators under the Department of Trade and Commerce, for the above periods. 18. Whether all the Government elevators carry insurance on grain stored therein, in accordance with law. 19. If not, why the discrimination against the other commercially owned elevators, and on whose authority the law is broken. 20. Section 95, subsection 7, of the Canada Grain Act provides for the confiscation of overages over one-quarter of one per cent to the Government. Whether the Board of Grain Commissioners are keeping strict accounting of all grain going into and out of the terminal elevators, including screenings and scalpings, so as to arrive at the above figures. 21. Whether the Registration Department, under the Board of Grain Commissioners, has full information tabulated showing the gross weight in and gross weight out of terminal elevators. 22. Change made by the Board of Grain Commissioners in the wording of the outward weight certificates. 23. When the change was made. 24. Whether the weight certificate, as worded, was considered faulty up to the time of the change. 25. If not, why the change in the wording was made. 26. Whether the Canada Wheat Board has an officer at Port William, whose duty it is to check the grades given by the inspection department under the Department of Trade and Commerce, on all grains shipped for and on account of the Canada Wheat Board. 27. If so, how many officers are engaged in this office, their names and salaries. 28. If so, what the necessity is of two Government officials doing the one task. 29. If so, whether the expenses incidental to this office, are deducted from the money which ought rightly to be given to the farmers, for the participation certificates issued. 30. Whether the Canada Wheat Board accepts the inspection certificates as issued by the Department of Trade and Commerce, without reservation. 31. Whether the Canada Wheat Board always avails itself of the highest market for all wheat sold for and on account of the producers. 32. Since the Government has taken over the control of the wheat business, whether this has had a tendency to reduce the work of the Board of Grain Commissioners. 33. If so, whether the number of employees under the Board of Grain Commissioners have been reduced, for the purposes of economical administration. 34. Whether the administration of the Canada Grain Act is self-sustaining. 35. If not, how the deficits are made up from year to year and on whose authority. 36. Salaries paid to the secretary of the Board of Grain Commissioners and the Secretary of the Canada Wheat Board. 37. Whether the public terminal elevators at Port William or Port Arthur purchase and sell grain from time to time, contrary to the Canada Grain Act. 38. If so, on whose authority. 39. Section 48 of the Canada Grain Act provided for the fixing of grades other than statutory grades, by the Grain Standards Board. Whether this Board has fixed the composition of grades of: (a) screenings, (b) scalpings. 40. If not, why not. 41. If not, who has fixed the composition and grades up to the present time, and on what authority. 42. If fixed, what they are. 43. Whether the original dockages taken from the grain are returned to the producer or the buyer of the warehouse receipt covering the specific parcel. 44. If not, why not. 45. How long the Government, through the Department of Agriculture, has handled standard stock food ex terminal elevators. 46. Whether the venture has been profitable. 47. Surplus or deficit for each year. 48. Price paid to the terminal elevators for the standard stock food basis L.S.B. Port William. 49. Price received by the Government for the same food on the same basis. Presented May 27, 1920. Mr. Stevens. *Printed for sessional papers only.*
179. Memorandum No. 6, respecting work of the Department of Militia and Defence—European War—from November 1, 1918, to October 31, 1919. Presented by Hon. Mr. Guthrie, May 28, 1920. *Not printed.*
180. Return to an Order of the House of the 12th May, 1920, for a Return showing:—1. Whether the Government operations at the Dog Fish Reduction Works at Clark's Harbour, Nova Scotia, have been discontinued. 2. If so, what disposition has been made of the property. 3. Total Government disbursements including the original cost and loss in operation. 4. On whose report or recommendation the operation was abandoned. 5. Recommendation of the authority advising abandonment. 6. Whether J. B. Fielding, of the Honorary Advisory Council for Scientific and Industrial Research, authorized the report of the chairman on fish waste in Canada as intimated on page 53 of the report of the Administrative Chairman of the Honorary Advisory Council for Scientific and Industrial Research for the year ending March 31, 1919. 7. Whether Mr. Fielding reported with regard to the above-mentioned plant as follows: "At Clark's Harbour I inspected the Government Dog Fish Reduction plant, which though very badly cared for appeared to be in working order, and well worth, in my opinion, retaining for the purpose of the manufacture of fertilizer, though quite unsuitable for the manufacture of food." 8. Consideration given by the Government to Mr. Fielding's report. Presented May 28, 1920. Mr. McCurdy. *Not printed.*
181. Return to an Order of the House of the 12th May, 1920, for a return showing the total amounts paid for advertisements or newspaper articles relating to voluntary enlistment before the Military Service Act of 1917 was in force: (a) to English newspapers in Canada and United States; (b) to French newspapers in Canada and United States; (c) to English newspapers in the province of Quebec; (d) to French newspapers in the province of Quebec. Presented May 28, 1920. Mr. Archambault. *Not printed.*
182. Return to an Order of the House of the 15th March, 1920, for a Return showing:—How many of the 22,954 temporary appointments made by the Board of Civil Service Commissioners since the armistice are at present on the pay rolls of the various departments of the Government. Presented May 28, 1920. Mr. Sinclair (Antigonish). *Not printed.*
183. Return to an Order of the House of the 5th May, 1920, for a Return showing:—1. How many generals belonging to the permanent force have had to give up their rank during the last six months. 2. How many generals have been promoted since the armistice, and the names of those who are still in the service. 3. How many officers have

CONTENTS OF VOLUME 10—*Continued.*

- been promoted brigadier-general since the armistice, their names, how they are employed, and whether it is the intention to retain them in that rank. 4. How many officers of the permanent force have been pensioned, their names and the amount of pension. Presented May 28, 1920. Mr. Buxton. *Not printed.*
181. Final report of the work of Canadian Munition Resources Commission, from November, 1915, to M. 14th, 1919, inclusive. Presented by Sir Robert Borden, May 31, 1920. *Not printed.*
184. Copy of Order in Council, P.C. 1192, dated the 29th May, 1920. Dissolving the Canadian Munition Resources Commission. Presented by Sir Robert Borden, May 31, 1920. *Not printed.*
185. Return to an Order of the House of the 26th April, 1920, for a copy of all correspondence between the Government or any member thereof and the Canadian Press, Limited, and the Canadian Associated Press, with regard to the re-establishment of an Imperial news service. Presented May 31, 1920. Mr. Robb. *Not printed.*
186. Return to an Order of the House of 3rd May, 1920, for a copy of all correspondence, telegrams, petitions or any other documents relative to the appointment of the Deputy Postmaster at Edmonton, Alberta. Presented May 31, 1920. Mr. Mackie, Edmonton. *Not printed.*
187. Return to an Order of the House of 31st March, 1920, for a copy of all correspondence, letters, telegrams, reports by detectives and others, and every document relating to the theft of Fifty Thousand dollars from the post office in the City of Edmonton, and to George Armstrong, Postmaster of the said post office, as well as to all employees in the said post office so far as all the same relate to the theft of Fifty Thousand dollars. Presented May 31, 1920. Mr. Mackie, Edmonton. *Not printed.*
188. Return to an Order of the House of the 19th May, 1920, for a Return showing—1. Names and respective salaries of the employees of the Parliamentary Library. 2. How many are graduates of any college in Arts or Library Science. 3. Whether it is the intention of the Government to make any more appointments to the said Library of persons who have not taken a library science course in some recognized college. Presented May 31, 1920. Mr. Wigmore. *Not printed.*
189. Return to an Order of the House of the 17th May, 1920, for a Return showing—1. Whether the steamship *Witacoona* sailed from Liverpool carrying soldiers and their families on or about the eighth day of February, A.D. 1919. 2. Complaints made to the Military Department or any other department of the Government as to the condition of said steamer at time of sailing and during said voyage. 3. Complaints made to the Government or any department thereof as to the treatment accorded to said soldiers, their wives or families during said voyage. 4. Whether a delegation from the City of St. John appeared before a committee of the Cabinet on or about the 27th day of February, 1919, protesting against alleged ill treatment of said soldiers and their families during the said voyage. 5. If so, who comprised said delegation and what members of the Government acted on said Cabinet committee. 6. Whether the Government took any action as a result of said conference. If so, what action, and the result of same. 7. Whether said delegation filed affidavits or solemn declarations of passengers as to the condition of the steamer and treatment accorded said passengers during said voyage. 8. If so, whether the Government held an investigation concerning said complaints. 9. Result of such investigation. Presented June 2, 1920. Mr. Copp. *Not printed.*
190. Return to an Order of the House of the 19th May, 1920, for a Return showing—1. Total amount of sick mariners' dues collected from shipping entering Canadian ports for each of the years 1912, 1913, 1914, 1915, 1916, 1917, 1918 and 1919. 2. Amount expended by the Government in assistance to sick or distressed mariners during each of said years. 3. Number of officials of the Marine Department in Ottawa engaged exclusively on duties connected with collection, distribution and administration of sick mariners' dues. 4. Number of officials of Marine Department transferred to Health Department in connection with sick mariners' dues. Presented June 2, 1920. Mr. Stevens. *Not printed.*
191. Return to an Order of the House of the 16th March, 1920, for an order showing—1. Number of dismissals of Civil Servants made in the cities of the Dominion of Canada since the 1st of January, 1915. 2. Number of appointments which have taken place or have been made of Civil Servants in the cities of the Dominion of Canada since January, 1915. Presented June 2, 1920. Mr. Mackie, Edmonton. *Not printed.*
192. Return to an Order of the House of the 10th March, 1920, for a return giving a list of the lawyers from the province of Quebec who acted—*a.* as public representatives, *b.* military representatives, *c.* in the office of the registrars, and *d.* in the office of the Central Appeal Judge, during the administration of the Military Service Act, showing the amount paid to each of the said lawyers. Presented June 4, 1920. Mr. Archambault. *Not printed.*
193. Copies of Orders in Council, P.C. 1022, dated 8th May, 1920, P.C. 1065, dated 15th May, 1920, and P.C. 1280, dated 14th June, 1920, covering the Cost of Living Bonus for employes in the Civil Service of Canada for the fiscal year, 1920-21. Presented by Hon. Mr. Rowell, June 7, 1920. *Not printed.*
194. Copies of Orders in Council in respect to the Federal Housing Scheme, as follows:—P.C. 639, of March 27, 1920, authorizing an increase in the maximum amounts of the loans which may be granted under Class "a" of the Federal project; P.C. 375, of February 20, 1919, approving the General Scheme of Housing of the Province of Ontario, P.C. 2201, of October 30, 1919, approving certain amendments to the British Columbia Housing scheme, approved on May 1, 1919, P.C. 897, P.C. 890, of May 19, 1920, approving certain amendments to the Ontario Housing Scheme of the Province of Quebec, P.C. 1233, of May 31, 1920, approving the General Scheme of Housing of the Province of Saskatchewan. Presented by Hon. Mr. Rowell, June 7, 1920. *Not printed.*
195. Return to an Order of the House of the 5th May, 1920, for the production of copies of all letters, telegrams, papers and correspondence exchanged between the Department of Agriculture and others in reference to the establishment of a Demonstration Farm at Base St. Paul, in the County of Charlevoix. Presented June 7, 1920. Mr. Casgrain. *Not printed.*
196. Return to an Order of the House of the 8th April, 1920, for a Return showing—1. What is, or has been, the numerical strength of the staff of the Department of Public Works, by districts, throughout the Dominion of Canada since the 1st of January, 1915, to the 1st of January, 1920. 2. The names of the employees. 3. What salary is paid, or was, to each employee of the Department during this period. 4. Which of said employees could have been discharged since January, 1917. 5. How many employees in each district can now be dispensed with. 6. The expenditure in each of said districts during the entire period. Presented June 8, 1920. Mr. Mackie, Edmonton. *Not printed.*

CONTENTS OF VOLUME 10—*Continued.*


- 196*a*. Supplementary Return to an Order of the House of the 8th April, 1920, for a Return showing:—1. What is, or has been, the numerical strength of the staff of the Department of Public Works, by districts, throughout the Dominion of Canada since the 1st of January, 1915, to the 1st of January, 1920. 2. The names of the employees. 3. What salary is paid, or was, to each employee of the Department during this period. 4. Which of said employees could have been discharged since January, 1917. 5. How many employees in each district can now be dispensed with. 6. The expenditure in each of said districts during the entire period. Presented June 17, 1920. Mr. Mackie (Edmonton). *Not printed.*
197. Return to an Order of the House of the 10th March, 1920, for a copy of all letters, telegrams, documents, petitions, reports, received by the Department of Railways and Canals and Canadian National Railways, and the correspondence exchanged between this Department and different persons and public bodies in reference to the curtailing of the railway service along the new line of the Quebec and Saguenay Railway between Quebec and Murray Bay since the 1st of November, 1919. Presented June 8, 1920. Mr. Casgrain. *Not printed.*
198. Return to an Order of the House of the 7th April, 1920, for a copy of all correspondence, letters and telegrams in connection with the granting of an allowance by the Post Office Department for a regular postal ferry service by motor yacht between Ste. Catherine and Tadoussac. Presented June 8, 1920. Mr. Savard. *Not printed.*
199. Return to an Order of the House of the 15th March, 1920, for a copy of all letters, petitions, telegrams and other documents relating to the retention in office, as a Fishery Overseer, of John A. Dillon, of Guysborough, N. S. Presented June 8, 1920. Mr. Sinclair (Antigonish). *Not printed.*
200. Return to an Order of the House of the 12th April, 1920, for a copy of all documents, letters, telegrams and all other papers and correspondence exchanged between the Government or any department or commission thereof and the Government of the United States, the State of New York, the State of Vermont, or any other body, and a copy of any evidence given before any commission, referring to seine or net fishing in Missisquoi bay. Presented June 8, 1920. Mr. Kay. *Not printed.*
201. Return to an Order of the House of the 5th May, 1920, for a Return showing amount of money spent by the Dominion Government since Confederation on improvements in the harbours of Halifax, St. John, Quebec, Montreal, Toronto, Hamilton, Port Arthur, Victoria and Vancouver. Presented June 8, 1920. Mr. Foster (York). *Not printed.*
202. Orders of the Director of Coal Operations—Nos. 1 to 144, inclusive. Presented by Hon. Mr. Meighen, June 8, 1920. *Not printed.*
203. Return to an Order of the House of the 22nd March, 1920, for a Return showing:—1. Number of automobiles valued under \$1,000 imported into Canada in each of the years 1918 and 1919. 2. Number valued at between \$1,000 and \$2,000. 3. Number at a greater valuation than \$2,000. 4. Duty collected on these automobiles. 5. The duty collected on parts of automobiles imported during the years 1918 and 1919. 6. On what number of automobiles valued at less than \$1,000 excise duty was paid in the years 1918 and 1919. 7. On what number of automobiles valued at between \$1,000 and \$2,000 excise duty was paid in the same years. 8. On what number of automobiles valued at over \$2,000 excise duty was paid in the same years. 9. The amount of such excise duty. Presented June 9, 1920. Mr. Ross. *Not printed.*
204. Return to an Order of the House of the 5th May, 1920, for a copy of all papers, documents and letters in connection with Dr. Michel Fiset, of Quebec City, appointment by Order in Council, dated 18th April, 1914, as parcel post supervisor in Quebec City, with a salary of \$2,800 a year. Presented June 10, 1920. Mr. Javigneur. *Not printed.*
205. First Annual Report of the Board of Commerce of Canada, dated 31st May, 1920; and also,—Copy of Order in Council, P.C. 1264, dated 1st June, 1920, submitting the above Report for His Excellency's information. Presented by Sir Robert Borden, June 10, 1920. *Not printed.*
206. Copy of Order in Council, P.C. 2529, dated December 18, 1919, regarding the distribution to the Provinces of the sum of \$200,000, which was placed at the disposal of the Department of Health for combatting venereal diseases. Presented by Hon. Mr. Rowell, June 11, 1920. *Not printed.*
207. Copy of Agreement between the Chief and Principal men of the Chipewas of Sarnia Band of Indians and His Majesty the King regarding the surrender of the Sarnia Indian Reserve to the Government of Canada, dated at Sarnia, Ont., 10th December, 1919. Presented by Hon. Mr. Meighen, June 14, 1920. *Not printed.*
208. Return showing:—1. How many sittings were held by the Railway Commission to fix compensation for damages caused by the passing of the Canadian Northern through North Bay. 2. Who presided over the said sittings. 3. The awards made. 4. To whom they were paid. 5. The total cost of the said sittings. 6. The amount paid for counsel fees. 7. What amount was paid for witnesses. 8. To whom the amounts were paid. Presented June 16, 1920. Mr. McDonald. *Not printed.*
- 208*a*. Supplementary Return to an Order of the House of the 16th June, 1920, for a Return showing:—1. How many sittings were held by the Railway Commission to fix compensation for damages caused by the passing of the Canadian Northern through North Bay. 2. Who presided over the said sittings. 3. The awards made. 4. To whom they were paid. 5. The total cost of the said sittings. 6. The amount paid for counsel fees. 7. What amount was paid for witnesses. 8. To whom the amounts were paid. Presented June 21, 1920. Mr. McDonald. *Not printed.*
209. Return to an Order of the House of 2nd June, 1920, for a copy of all papers, documents, telegrams and reports concerning the indemnity paid to the widow and children of J. L. A. Forbes, killed at Aston Junction, the 11th of September, 1918, while on duty as brakeman on the Government railways. Presented June 17, 1920. Mr. Bourassa. *Not printed.*
210. Partial Return to an Order of the House of 5th May, 1920, for the production of copies of all Rules of Court made by the different Superior Courts of Criminal Jurisdiction of Canada according to the provisions of Section 55h of the Criminal Code. Presented June 17, 1920. Mr. Casgrain. *Not printed.*
211. Return to an Order of the House of 19th March, 1920, for a copy of all correspondence between the Prime Minister of Canada and the Prime Minister of Great Britain under authority of a resolution of the Imperial War Cabinet of July 30, 1918. Presented June 17, 1920. Mr. Fielding. *Not printed.*

CONTENTS OF VOLUME 10—*Continued.*

212. Copy of Order in Council, P.C. 1361, dated 16th June, 1920, accepting the resignation of Mr. W. F. O'Connor, as a Commissioner of the Board of Commerce of Canada; and also,—copy of letter communicating the said resignation. Presented by Sir Robert Borden, June 17, 1920. *Not printed.*
213. Return to an Order of the House of the 25th May, 1920, for a copy of all correspondence, petitions, reports and other documents regarding the establishment of rural mail routes in the parishes of Champlain, Batiscan and St. Luc, in the County of Champlain, Quebec. Presented June 18, 1920. Mr. Desaulniers. *Not printed.*
214. Return to an Order of the House of the 19th April, 1920, for a Return showing:—1. Number of non-Canadian born in the different Departments of the Government where the services of Engineers, Architects, Draughtsmen, etc., are required. 2. Number of non-Canadian born Engineers, Architects, Draughtsmen, etc., who have been given positions within the last five years in the different departments of the Government. 3. Number of Canadian born Engineers, Architects, Draughtsmen, etc., who have obtained similar positions within the last five years. 4. Whether American Engineers were given preference in obtaining such positions and appointed over the heads of Canadian born Engineers, Architects, etc. Presented June 21, 1920. Mr. Casgrain. *Not printed.*
215. Return to an Order of the House of the 16th May, 1920, for a Return showing:—1. Total amount of drawback for the fiscal year ending March 31, 1920, paid to textile manufacturers on (a) raw cotton, and (b) cotton yarns. 2. Total amount of drawback for the fiscal year ending March, 1920, paid to textile manufacturers on (a) raw wool, and (b) wollen yarns. Presented June 21, 1920. Mr. Reid (Mackenzie). *Not printed.*
216. Copy of Order in Council number 1238, passed on the 31st day of May, 1920, concerning a contract entered into with Griffenhagen and associates at a rate of \$10,000 per month. Presented June 21, 1920. Mr. Lemieux. *Not printed.*
217. Statement showing number of Employees in the several Departments of the Public Service for the fiscal year ending March 31, 1921, designated in accordance with the new Classification Schedules. (Subject to possible amendment in some instances as the result of appeals pending but not yet finally disposed of.) Presented by Hon. Mr. Powell, June 23, 1920. *Not printed.*
218. Return to an Order of the House of the 31st May, 1920, for a copy of all letters, telegrams and other documents relating to the closing of the life saving station at Richibucto Beach, in the county of Kent, N.B. Presented June 24, 1920. Mr. Leger. *Not printed.*
219. Return to an Order of the House of the 15th April, 1920, for a Return showing:—1. When the work under the present scheme of development of Toronto Harbour was commenced. 2. Miles of docks included in this scheme and how much of this work has been completed. 3. Depth of water provided by this scheme. 4. Expenditure by the Dominion Government on this scheme for each year since the commencement of the work. 5. Number of ships and tonnage entered and cleared from this harbour each year since 1912. 6. Amount of water borne freight imported and exported to and from this harbour since 1912. 7. What reduction, if any, in freight rates on goods entering and leaving Toronto by rail has been secured by reason of the harbour improvements in question. 8. What the extent of land reclamation is in connection with this scheme. 9. Who the owner of this land is and what the policy of the Government is relative thereto. 10. Depth of the St. Lawrence canals and of the Welland canal. Presented June 24, 1920. Mr. Campbell. *Not printed.*
220. Return to an Order of the House of the 12th May, 1920, for a copy of all letters, telegrams, correspondence, documents and other papers exchanged between the Dominion Government, or any official thereof, or the officials of the Canadian Government Railways and the Government of New Brunswick, or any official of the said Government, or any of the officials of the St. John and Quebec Railway Company with regard to the procuring of running rights for the trains of the St. John and Quebec Railway over the Canadian Pacific Railway between Westfield Beach and St. John. Also of all papers, documents and correspondence exchanged between the Dominion Government or any official thereof or any officials of the Canadian Government Railways and the Canadian Pacific Railway Company or any official thereof, regarding the securing of the said running rights. Presented June 20, 1920. Mr. Caldwell. *Not printed.*
221. Return to an Order of the House of the 20th May, 1920, for a copy of all telegrams, letters and other documents relating to the closing of the Life Saving Station at Cheticamp, Inverness County, N.S. Presented June 26, 1920. Mr. Chisholm. *Not printed.*
222. Report of the Administrative Chairman of the Honourary Advisory Council for Scientific and Industrial Research of Canada, for the year ending March 31, 1920. Presented by Sir George Foster, June 26, 1920. *Not printed.*
223. Ordinances of the Yukon Territory, passed by the Yukon Council in the year 1920. The Senate. *Not printed.*
224. Return to an Order of the House of the 23rd June, 1920, for a copy of letters, telegrams, petitions and documents of all kinds which passed between the Department of Public Works and any person during the years 1918-1919, 1920, in any way referring to improvements made on Grand Etang Harbour, N.S. Presented June 30, 1920. Mr. Chisholm. *Not printed.*
225. Return to an Order of the House of the 28th April, 1920, for a Return showing:—1. Number of private, assistant private, joint and associate secretaries appointed to members of the Cabinet, Chairman or Members of Commission since 1911, and how much money has been paid to each of them respectively. 2. Number of private, assistant private, joint and associate secretaries each of the Members of the Cabinet actually have. 3. Their names and respective salaries. 4. Number of employees in the office of each member of the Cabinet, their names and respective salaries. Presented June 30, 1920. Mr. Doehene. *Not printed.*
226. Return to an Order of the House of the 7th June, 1920, for a Return showing amounts paid to the following newspapers during the fiscal years 1919 and 1920 respectively for (a) advertising, (b) printing: *Montreal Gazette* and *The Gazette Printing Company, Montreal Daily Star, The Globe, The Mail and Empire, Toronto, The Telegram, Toronto, The Star, Toronto, The Journal and The Journal Press, Ottawa, The Citizen, Ottawa.* Presented June 30, 1920. Mr. Cowan. *Not printed.*
227. Return to an Order of the House of the 8th October, 1919, for a copy of all letters, telegrams, petitions, memorials or other papers or documents received by the Right Honourable the Prime Minister or any member of the Government during the year 1919 relating to the appointment of a Lieutenant-Governor for Prince Edward Island and the replies thereto. Presented June 30, 1920. Mr. Sinclair (Antigonish). *Not printed.*

 CONTENTS OF VOLUME 10—*Concluded.*

228. Return to an Order of the House of the 26th May, 1920, for a Return showing—1. Who are or who were the men engaged by the Civil Service Commission to re-classify the Civil Service at Ottawa. 2. When they were employed and at what rate of wages. 3. Whether they are still in the service of the Civil Service Commission or are any of them in said service. 4. How much was paid to each of such assistants from date of engagement up to the end of April, 1920. 5. Total amount paid to the men so engaged from the date of the engagement to the end of April 1920. Presented June 30, 1920. Mr. McKenzie *Not printed.*
229. Return to an Order of the House of the 29th September, 1919, for a Return showing the cost of the Military Hospital at Saint Anne de Bellevue; the number of patients received and treated therein, to date; expenses to date for maintenance as to, (a) coal; (b) wood; (c) electricity; (d) food; (e) lingerie; (f) remedies; (g) social events and recreations; the cost of theatre installed in hospital; names of physicians, officers, nurses and privates of the general services, showing those who went to the front, and those who did not; their nationality and religion; salaries paid to each of the said persons; and the names and salaries of the chaplains attached to the hospital. Presented June 30, 1920. Mr. Archambault *Not printed.*
230. Return to an Order of the House of the 14th June, 1920, for a Return showing the names of the societies which have filed copies of policies complying with the provisions of the Insurance Act, 1910, Geo. V, Chap. 157, Section 115; the names of the societies which have neglected to file copies of policies as required by said Act, and to whom licenses have been issued for the current year; and names of any societies from whom licenses have been withheld. Presented June 30, 1920. Mr. Archambault *Not printed.*
231. Halifax Graving Dock, *re* expropriation of. The Senate *Not printed.*



DOMINION OF CANADA

TWENTY-SEVENTH ANNUAL REPORT
OF THE
DEPARTMENT OF TRADE AND
COMMERCE


FOR THE

FISCAL YEAR ENDING MARCH 31, 1919.

PRINTED BY ORDER OF PARLIAMENT



OTTAWA
J. DE LABROQUERIE TACHÉ
PRINTER TO THE KING'S MOST EXCELLENT MAJESTY
1919



*To His Excellency the Duke of Devonshire, K.G., P.C., G.C.M.G., G.C.V.O., etc.,
etc., Governor General and Commander in Chief of the Dominion of Canada.*


MAY IT PLEASE YOUR EXCELLENCY,—

The undersigned has the honour to present to Your Excellency the Report of the Department of Trade and Commerce for the fiscal year ended March 31, 1919.

All of which is respectfully submitted.

GEORGE E. FOSTER,
Minister of Trade and Commerce.

DEPARTMENT OF TRADE AND COMMERCE,
OTTAWA, May 1, 1919.



INDEX.

	PAGE.
Additional Trade Commissioners.....	12
Anchors and Chains, Shortage of.....	19
Apple Advertising Campaign.....	13
Australian Hides.....	19
Bicycle Accessories, Shortage of.....	19
Binder Twine Inspection.....	42
Blankets for French Army.....	14
Board of Grain Commissioners.....	34
Board of Grain Supervisors.....	38
Bureau of Industrial Practice.....	12
Cable and Telegraph War Charges.....	19
Canada's Gift Flour.....	14
Canadian Banks Abroad.....	11
Canadian Trade Commission in Canada.....	22
Canadian Wool Commission.....	17
Cartel System, German.....	7
Centralization of Trade.....	9
Commercial Exhibit.....	25
Commercial Intelligence Branch.....	24
Copyrights.....	38
Credits.....	10
Dominion Bureau of Statistics.....	23
Economic Commission to Siberia.....	21
Electricity and Gas Inspection.....	32
Exhibits and Publicity Bureau.....	26
Exhibition of German and Austrian Samples.....	20
Export Licenses, United States.....	20
Export Trade backed by Financial Strength.....	8
Export Trade, Organizing for.....	7
Ferro Manganese, Shortage of.....	19
Food and Drug Laboratories.....	28
Flour for South Africa.....	14
French Army Blankets.....	14
Fuel Control.....	35
Gas and Electricity Inspection.....	32
German Cartel System.....	7
German Trade Methods.....	10
Gold and Silver Marking Act.....	41
Halifax Sub-Laboratory.....	30
Hides from Australia.....	19
Hides from New Zealand.....	19
Individual Effort.....	9
Industrial Diamonds.....	16
Italian Shirts and Blankets.....	14
Italian Wheat.....	15
Linen Thread and Yarns, Shortage of.....	19
Lyons Fair.....	25
Mail Subsidies and Steamship Subventions.....	42
Military Equipment, Exports to United States.....	20
Moving Picture Work.....	26
New Zealand Hides.....	19
New Zealand Tallow.....	19
Ontario Farmers' Gift.....	13
Organizing for Export.....	7
Ottawa Laboratory.....	29
Patents.....	35
Petroleum, Crude.....	42
Priority Assistance for British Government.....	18
Priority Certificates, United States.....	20
Readjustment of Federal Departments.....	22
Shirts and Blankets for Italy.....	14
Tallow from New Zealand.....	19
Through Bills of Lading.....	11
Toy Exhibition.....	16
Trade Commissioners.....	12, 24
Trade Marks.....	38
Trade Methods, German.....	10
Trade Mission in London.....	22
Trade of Canada for 1919.....	27
United States Export Licenses.....	20
United States Priority Certificates.....	20
United States Webb Act.....	8
Vancouver Sub-Laboratory.....	32
War Work of Department.....	13
Webb Act (United States).....	8
Weights and Measures.....	33
Wheat Crop of 1918, Handling of.....	40
Wheat for Italy.....	15
Winnipeg Sub-Laboratory.....	31
Wire Rope Shortage.....	18
Wool Commission, Canadian.....	17



REPORT OF THE DEPUTY MINISTER

OTTAWA, May 1, 1919.

The Rt. Hon. Sir GEORGE E. FOSTER, P.C., G.C.M.G., M.P.,
Minister of Trade and Commerce.

Sir,—I have the honour to present herewith the Twenty-seventh Annual Report of the Department of Trade and Commerce for the fiscal year ended March 31, 1919.

Canada now stands at the threshold of what the world believes will be a long period of peace. No other country can look forward to the future with greater confidence or optimism. A glance backward will bring to the mind the proved resourcefulness which turned Canada within a brief space from a state of ordinary commercial progress into a vast supply depot for the Allies overseas. Having proved the adaptability of the country to the conditions of the world war just closed, Canada now can face the readjustment of peace with the buoyant feeling that the future presents no difficulties greater than those which have gone before.

ORGANIZING FOR EXPORT.

In presenting the annual report of the Department of Trade and Commerce last year the undersigned referred to the German Cartel System and also laid considerable stress upon the opinion that it was imperative that the various industries in Canada should organize upon such basis as would permit unity of effort in the prosecution of foreign trade. The undersigned is glad to be able to report that this suggestion has been received with marked favour and has led to active measures being taken by a considerable number of Canadian industries to combine for the prosecution of foreign trade.

Events in the last few months have but tended to accentuate the importance of this suggestion. Information has been received from many countries that industries generally have formed themselves into permanent organizations for the purpose of vigorously prosecuting foreign trade. These associations have not only been formed to include manufacturers and exporters, but producers as well. The object of these associations has not in any way been political or general, but economic, and confined within the limits of their particular industry. Their functions are not altogether to produce, that remaining with the individual, but to consider and advise among themselves as to all questions affecting such industry, viz., production, finance, distribution, sale and export. Hence the action of Canadian firms is of the highest importance, for it will enable them to compete at least on equal terms with exporting associations of other countries.

THE GERMAN CARTEL SYSTEM.

Such organizations were the basic factors in the extraordinary commercial success of Germany in pre-war days. The German Cartel was not a trust as we know it. The latter is the absorption into one great corporation of many smaller concerns. The cartel was a federated organization which each company

or firm entered willingly and in which each was permitted to exist as a separate concern. The cartel was a co-operative organization for the purchase, sale, and distribution of output. The profits were distributed in proportion to output.

But there were other more important functions of the cartels, which no doubt largely contributed to the expansion of Germany's trade. Many of them maintained institutions for apprentices, testing stations, and laboratories, and furnished sums of money to develop individual industries. Prizes were offered to working men for technical essays. Some of the larger cartels were formed for the purpose of making their industry felt in the preparation of commercial treaties. Many of them interested themselves in various economic reforms, others in foreign exhibitions. Confidential bulletins, in some cases, were distributed among the members, and many maintained departments to assist members with credits. Thus, in all matters affecting the internal and external trade of Germany, the various industries were in a position to furnish the Government promptly with any information it desired with respect to such industries, whereas in Canada, unfortunately, the Department of Trade and Commerce, when it desires any special information, has to resort largely to circulars, which take much time, and the results are frequently disappointing.

UNITED STATES WEBB ACT.

The necessity for organizing for the purpose of meeting foreign competition abroad has been promptly recognized in the United States in the passage last April of what was known as the "Webb Act". This Act permits associations of firms or corporations to engage in United States export trade. It is entitled "An Act to permit Export Trade and for other Purposes." It applies solely to trade and commerce in goods, wares, or merchandise exported, or in the course of being exported from the United States or any territory of the United States to any foreign nation. "Association" is defined in the Act as meaning any corporation or combination, by contract or otherwise, of two or more persons, partnerships, or corporations.

It is clearly provided that any associations formed under the Act shall not enter into any agreement, understanding, or conspiracy, or do any act which artificially or intentionally depresses prices in the United States, or which lessens competition within the United States, or otherwise restrains trade therein.

Every export association is required to register with the Federal Trade Commission, setting forth the location of the officers and the names and addresses of its officers and stockholders or members, and, if a corporation, a copy of its certificate or articles of incorporation and by-laws, and, if unincorporated, a copy of its articles or contract of association. On the first day of January of each year thereafter the same information must be filed with the Federal Trade Commission, as well as any further information which the commission may require.

It has been said that the passage of this Act has been followed by considerable activity among manufacturers of importance in the United States, and a great deal of interest has been manifested in the scope and provisions of the law. A number of associations have been formed quietly so as not to hasten similar action on the part of rival groups of manufacturers. These export associations or organizations were put into readiness to take immediate advantage of the world trade situation the moment peace was in sight.

EXPORT TRADE BACKED BY FINANCIAL STRENGTH.

The passage of this Act means that great organizations will now go after foreign business with strong financial backing without having to meet the com-

SESSIONAL PAPER No. 10

petition from other United States exporters, which cannot be escaped by individual exporters under the old export practice. Such organizations will permit United States exporters to undertake the development of foreign markets with a more intelligent understanding of those markets and their needs than they have ever possessed before.

These organizations immediately began gathering information as to the industrial needs of the markets of the world. The most effective methods of concentrated development of markets are employed, rather than firms relying on their individual effort to obtain commercial information abroad and find a market for their goods. These associations will undoubtedly wield a powerful influence in the exploitations of United States goods.

ADVANTAGES DERIVED FROM CENTRALIZATION.

One advantage possible with such organizations, which is of paramount importance, is that the Government would thereby be enabled to obtain any information desired respecting the output and capacity of a whole industry upon the despatch of a telegram to its central office instead of a delay of many weeks which is necessary to communicate with many separate concerns scattered all over Canada.

Experience of the war has shown conclusively that much valuable time was consumed in trying to obtain the names of manufacturers and others who might be able to supply a certain article, and at times some firms were missed owing to their not having been long in business.

Before the war German firms were required by law to register with the Chamber of Commerce within their district, and the Government, by means of the Cartel System, or through the respective Chambers of Commerce, could quickly get any information desired with respect to a whole industry; and where German foreign trade agents reported contracts to be let or goods required, the Government was in a position to place expeditiously before all firms interested, through such central channels, all information as to goods required abroad.

INDIVIDUAL EFFORT.

While the organization of many industries will result in great advantages in the prosecution of export trade, there are certain lines of manufacture and production which, for various reasons, cannot be said to lend themselves so advantageously to the co-operative idea. Such organization may be thought unnecessary by reason of the financial strength of a company, or possibly impracticable for other reasons peculiar to itself. Such interests may doubtless successfully prosecute an export trade. To such firms, as well as to export associations, the undersigned, after mature consideration, desires to express the opinion that it is of the most urgent importance that they should immediately prepare for the competition which is to come in foreign fields by personally visiting the foreign markets. Not only the heads of such companies, but the most responsible members of their companies, should go abroad, backed with letters of introduction and bankers' references, and personally meet their future customers. Such responsible representatives should be in a position to discuss future business first-hand and not be required to get cable authority from their principals in Canada for every move they make.

Exporters should not expect too much of the Government in the matter of assistance to them in prosecuting export trade. German exporters did not wait for the Government to do everything for them, but they went after foreign trade actively for themselves, and the Government, as Government should, assisted such private efforts.

GERMAN METHODS.

German manufacturers did not build up their vast foreign trade by staying at home and quoting prices "F.O.B. Hamburg", and just as certain is it that Canadian manufacturers cannot increase their foreign trade by staying at home and quoting "F.O.B. Atlantic port" or "F.O.B. Pacific port", while a quotation "F.O.B. Factory" will be waste of postage. There may be exceptions, but only in cases of there being an element of luck present, and they will require more than an element of luck to hold their foreign trade in the future, to say nothing of increasing it in the days of the competition to come.

German exporters did not wait Government declarations of policy regarding export trade; they did not ask what Government assistance they might expect, they went after foreign trade individually, by associations, and by organizations of every conceivable description, with all their financial and commercial might, intelligence, and resources. In forty years Germany rose from an obscure commercial nation to the second position among the great overseas trading nations of the world.

CREDITS.

The establishment of branches of Canadian banks abroad is regarded as a most necessary step in the promotion of Canadian foreign trade. German branch banks in many parts of the world before the war constituted the most important trade link which contributed largely to Germany's commercial success.

One of the prime factors prior to the war in the German method of capturing and holding foreign markets was the system of granting credit. The German banks had become deposit banks, credit banks, and financing companies, or, as one writer described them, "banks of all trades"; even they, by mobilizing into species of cartels, further increased the power of German finance. Such cartels were associated with the Reichsbank, which, as far as its policy was concerned, was synonymous with the German Government.

Within the space of a very few years, German banks were to be found in all the great markets of the world, frequently under a name which in no way identified them with the Fatherland. "Every foreign bank created abroad", as one German writer stated, "is the pioneer of national industry and the initial step in uninterrupted commercial relations between the foreign country in question and Germany." Such banks participated in and carefully nourished German trade in every part of the world. German trade was their first purpose. As collectors of commercial information, financial ratings, trade possibilities, their value was incalculable.

Can it be expected that a Canadian exporter to South America, dealing through a Canadian bank which in turn has to depend on a foreign banking agency in South America, can reap the same advantages as did the German exporter who deposited his bill of lading with a Hamburg bank which in turn forwarded it to its branch in Buenos Aires? Not infrequently was it found that the German banker abroad made offers of his services gratis to foreign houses solely in order to learn their ways of manufacture and their clientele, and then, thanks to German organizations, transmitted the information to his parent bank in Germany.

Thus was the chain between the German exporter and the foreign importer made complete.

SESSIONAL PAPER No. 10

CANADIAN BRANCH BANKS ABROAD.

The undersigned therefore views with much interest the extension of Canadian banking systems abroad, and in this connection presents the following summary of Canadian banks outside of Canada as of January 1, 1919, indicating those established since the outbreak of war:—

Name of Bank.	Number of Branches outside of Canada.	Number established since outbreak of war.
<i>Bank of Nova Scotia</i>	United States	3
	Porto Rico.....	1
	Jamaica	8
	Newfoundland.....	18
<i>Bank of Commerce</i>	England	1
	United States.....	4
<i>Bank of Montreal</i>	Mexico.....	1
	England	3
	United States.....	4
<i>Merchants' Bank</i>	Mexico.....	1
	United States.....	1
<i>Union Bank of Canada</i>	England.....	2
	United States	1
<i>Dominion Bank</i>	United States	1
	England.....	1
<i>Banque Nationale</i>	France	1
<i>Royal Bank of Canada</i>	Newfoundland.....	3
	Cuba.....	26
	Porto Rico	3
	Dominican Republic	5
	British West Indies:	
	Antigua.....	1
	Bahamas.....	1
	Barbados.....	2
	Dominica	1
	Grenada.....	1
	Jamaica	1
	Montserrat.....	1
	Nevis.....	1
	St. Kitts.....	1
	Tobago.....	1
	Trinidad.....	2
	Spain.....	1
	Central and South America:	
	British Guiana.....	3
	British Honduras.....	1
Costa Rica	1	
Venezuela	4	
United States.....	1	
Great Britain.....	1	
Russia:		
Vladivostock.....	1	

*Opened since January 1, 1919.

THROUGH BILLS OF LADING.

For years the Department of Trade and Commerce has been urging Canadian exporters to quote c.i.f. foreign ports, and it now becomes more imperative than ever that every obstacle in the way of Canadian exporters being permitted to make such quotations should be removed.

10 GEORGE V, A. 1920

Prior to the war, German exporters could obtain through bills of lading from interior points in Germany to almost any seaport in the world. This was of inestimable value. A foreign importer will naturally give preference to a quotation placed on his desk indicating without further inquiry on his part what the cost of the goods will be at his sea port of entry. The department understands that prior to the war Canadian railways issued through bills of lading to the United Kingdom, and a limited number of European continental ports. But while this was the general rule, it was not in every case the practice. Owing, however, to the many difficulties which arose during the war, it was impossible to continue this practice.

It now, however, becomes of great importance that the system of granting through bills of lading to foreign ports should be extended to every port in the world to which regular steamship lines may ply from Canada, and if possible it should be extended over connecting lines. The absence, frequently, of such privilege, would, in many cases, prevent the sale of Canadian goods, and cause loss of export trade, to say nothing of the loss to Canadian transportation companies.

ADDITIONAL TRADE COMMISSIONERS.

I would respectfully urge an immediate increase in the number of Canadian Trade Commissioners abroad. It is true that trade conditions at present in nearly every country in the world are more or less abnormal, and much export business for some time to come will continue to be carried on under government auspices and credits. Trade Commissioners, therefore, cannot at present play an important part in Continental Europe under the circumstances, but Canadian Trade Commissioners in new fields might be studying the respective foreign markets, familiarizing themselves with the language and needs of the countries in which they are established, the problems of imports and tariffs, the peculiarities of the people, the methods of packing required, prices and credits, etc., and when trade again returns to normal conditions Canada would have well-equipped representatives in new markets ready to assist exporters in their quest for extended trade.

BUREAU OF INDUSTRIAL PRACTICE.

The undersigned also desires to urge that at least some preliminary consideration be given to the question of the establishment of a bureau of Industrial Practice. Such a bureau could do valuable work in gathering and publishing the best that can be found in industrial policy and practice everywhere. It could guide ideas and suggest specific methods which have proved sound in use, so describing them as to enable any reader to fit them into his factory or shop or selling territory.

Such a bureau would, for example, be of material benefit to a large number of retail establishments in Canada, many of which have instituted systems of their own, which while in a measure answer the purpose, yet may not be economical nor as efficient as others.

Such a bureau could be extended with a view to studying policies and practices adopted, not only in factories and stores, but by farms, manufacturers, wholesalers, and exporters. The establishment of such a bureau would mean evolution, not revolution. Such a bureau would be well worth while if it only assembled and disseminated facts and statistics already available. It would offer at all times constructive assistance to business men. It would aid in eliminating waste in man power, time, material, and overhead cost. It could study the original sources and handling of every commodity, and its most economical distribution. It would at all times be ready to advise as to sound methods of

SESSIONAL PAPER No. 10

bookkeeping. Every phase of economical production could be studied, which would doubtless assist in the prosecution of foreign trade.

In brief, it would tend to introduce scientific methods into the details of business. It would locate the points in our marketing machinery where friction, lost motion, and uncorrelated functions are hindering the movements of commodities to consumers.

The question is now brought forward with a view merely to inviting consideration of the subject by Boards of Trade and business men generally in Canada. There may be excellent reasons advanced against the suggestion, and possibly the opinion may be expressed that it would be an unwarranted interference in private interests, yet on the other hand there would be nothing compulsory in connection with such a bureau. It would only offer advice when sought.

WAR WORK OF THE DEPARTMENT.

It may not be amiss, now that the actual signing of the Peace Treaty is near, that a brief review, for the purpose of permanent record, should be published of the many activities engaged in by the Department of Trade and Commerce throughout the period of the war. It is not possible of course, in so brief a review to give an adequate idea of the many anxious days and nights through which the officials of the department had to pass in dealing with the many difficult problems of great moment presented daily to the department for instant action. Comparatively few people are aware of the work which was done by this department during the war, and we take great pride that in no single case has any error of moment been discovered, notwithstanding the fact that the value of the transactions amounted to many millions of dollars.

The principal headings under which the department's war work may be set forth are as follows:—

(1) *Apple Advertising Campaign.*

In the fall of 1914, owing to the prevailing reports of the high prices of apples in the markets of this country, and the vast quantities of this fruit which were reported to be lying in the orchards uncared for and unharvested, the Minister of Trade and Commerce undertook to devise some means of interesting the public in the use of apples, in the hope that a demand would be created and the apples saved, and sold at reasonable prices. To this end, an arrangement was made with an advertising agency to prosecute the campaign of advertising the apple and its uses. A large amount of advertising matter appeared in about sixty of the leading newspapers throughout Canada, and the department published and distributed, in both English and French editions, over 60,000 copies of a book of recipes for the use of apples. The demand by the public for this book was unparalleled, and the success of the movement was amply evidenced by the results attained in the sale, at reasonable prices, to the general public of apples which would otherwise have been lost. Many expressions of approval from all parts of Canada were received, and the campaign was an unprecedented success in every way.

(2) *Ontario Farmers' Gift.*

The farmers of Ontario having expressed their desire to show their loyal co-operation in the struggle imposed upon the Empire desired to offer some of the produce of their farms to the British Government for war use, and it was arranged that such offerings should be accepted by this department on behalf of the British Government. The latter offered to pay the expenses of collection and transportation of the gifts to England.

A large quantity of produce was forwarded to St. John, and three shipments were made from that port during the winter of 1914-15. Altogether, over 36,000 bags of oats and 2,000 bags of flour were given to the British Government, besides wheat and other cereals, butter, cheese, canned goods, and dried apples. Some contributions were damaged by frost when they were received by the department, and were consequently sold. Some cash contributions were also received from various townships and municipalities in Ontario; the total amount of these, together with the amount realized from sales, was nearly \$17,000. The total value of the farmers' gifts was over \$90,000, including those sold.

(3) *Canada's Gift of Flour.*

Immediately after the declaration of war, the Canadian Government desired to present to the people of the United Kingdom 1,000,000 bags of flour, and this gift was gratefully accepted by the British Government. The Department of Trade and Commerce was charged with the duty of dispatching the flour, and paying the accounts in connection therewith. The price paid for the flour was \$2.80 a bag, and the last shipment was forwarded to Great Britain on December 1, 1914.

(4) *Flour for South Africa.*

Early in March, 1915, the South African Government cabled that they desired to obtain 35,000 bags of flour for immediate delivery. The Department of Trade and Commerce called for tenders from the principal flour mills in Canada, and the contract was entered into with the lowest tenderers, The Maple Leaf Milling Company of Toronto, for the delivery of flour in New York. The department arranged for the inspection of the flour at the mill, and the shipments were subsequently sent from New York on March 30 and April 17, 1915. The total amount paid out by the department, which was subsequently refunded to the Canadian Government by the South African Government, amounted to nearly \$130,000.

(5) *French Army Blankets.*

Late in October, 1914, the French Government expressed a desire to purchase blankets in Canada for the French Army, and arrangements to that end were made by the Minister of Trade and Commerce. Orders were given from time to time, aggregating 457,900 blankets, of which the mills delivered 406,716 blankets.

Inspectors were appointed at the various factories, and also at the shipping points, viz., Montreal and St. John.

Owing to the pressing necessity of the French Government to obtain a sufficient number of blankets at the earliest possible date, and as the Canadian factories were working at full capacity, a portion of the order allotted to Canada had to be filled in the United States. The blankets, however, were forwarded to St. John, and shipped thence to France. The total expenses amounted to approximately \$4,690,000.

(6) *Italian Shirts and Blankets.*

In July, 1915, the Knit Goods Manufacturers' Association of Canada brought to the attention of the Government the condition of the knit-goods industry in Canada. Mills producing underwear, sweater coats, and socks were practically idle, and the Premier was requested to have the Allied Governments send representatives to Canada to purchase portions of their military requirements.

Mr. D. C. Carley, of Toronto, was appointed foreign representative for the Knit Goods Association, and went to London in their interests, to secure orders from the Allies. As a result of the negotiations, orders were secured from the

SESSIONAL PAPER No. 10

Italian Purchasing Commission, first for 600,000 undershirts, and later on for 100,000 blankets.

It was arranged that the Department of Trade and Commerce should undertake the inspection of the shirts and blankets which were sent from the mills to the Italian Government, and exported via New York. Payments were made by this department to the mills on receipt of invoices covering the shirts and blankets forwarded, accompanied by certificates of inspectors and certificates of arrival at New York.

The total number of blankets made and shipped was 101,974, and the total number of shirts 605,129 and the total expenditure made through the Department of Trade and Commerce by the Italian Government on this account was \$1,019,886.84.

(7) *Italian Wheat.*

Early in the autumn of 1915, when it became evident that Canada, in common with the United States and Australia, would have large surpluses of wheat for export, representations were made to the British Government, with a view to interesting it, and the Allied Governments, in the purchase from Canada of at least part of the large quantities they would undoubtedly require. These representations were successful, and on November 23 a cable was received from the British Government ordering a large quantity.

The Canadian Government decided to purchase by way of commandeering through the Department of Trade and Commerce, and instructions were issued on the evening of November 27, 1915, to hold at the disposition of the Government all grain of grades 1, 2, and 3 Northern, which at midnight of that day were in the elevators at the head of the lakes, and in the elevators east of the lakes.

The quantity of wheat commandeered at the head of the lakes was 10,300,348.20 bushels, and in the eastern elevators 3,321,458.30 bushels, the total amount commandeered being 13,621,806.50 bushels.

The situation was complicated by the fact that it was necessary to keep the terminal elevators open, and also to keep flour mills running. In order to keep the terminal elevators open to facilitate shipments therefrom, the Board of Grain Commissioners, acting under the instructions of this department, made loans from the commandeered wheat to the shippers whose wheat had been taken. All of this grain was returned, as agreed, before the close of navigation.

In order to allow a quantity of wheat contracted for through the Hudson's Bay Company for the French Government, and for which chartered vessels were waiting, or arriving, in New York, to be facilitated, \$89,082.50 bushels were released on loan, to be replaced at the head of the lakes before navigation closed, and 1,749,715.00 bushels were sold at commandeered prices, to be replaced at Fort William on January 15, 1916.

To permit millers in Ontario, whose grain was commandeered in eastern elevators, to keep their mills running, unconditional releases were made therefrom on evidence of contract being furnished, and security given, that the wheat was to be ground exclusively in their mills, and the quantity released in this manner was 1,736,313.10 bushels.

For a similar reason, additional releases of wheat which was commandeered at Fort William and held in the east were made on similar conditions, amounting to 190,300 bushels.

To provide that bona fide contracts made by exporters with purchasers in the United Kingdom might be facilitated, arrangements were made by which the grain commandeered in eastern elevators was released to exporters on proof of contract, and on condition that it should be replaced in the elevators at Fort William on or before a specified time. The total quantity thus released was 1,536,256.30 bushels.

A total of 118,649.50 bushels were sold to provide the amount required to complete a shipment by the Belgian Relief Committee, and the money received therefor was deposited to the credit of the Allied Commission.

Some 75,075 bushels were released unconditionally to the Scottish Co-operative Wholesale Society, in order to enable them to complete shipments of grain contracted for, to be held in store at the request of the British Government.

The Department of Trade and Commerce had complete charge of the shipping of all this wheat, which amounted to 11,381,399.14 bushels, and was assisted with regard to the loading of steamships by a well known grain firm of Montreal.

An enormous amount of labour was entailed by the department in regard to ocean transport, as it required over sixty ocean steamships to transport the wheat, and the handling of at least seventy-five more, whose sailings were, for one cause or another, cancelled, or which were diverted to other ports, for other purposes of the Allies. No one who has not had experience in the export grain trade can appreciate the work entailed, requiring, as it did, a careful record of every bushel loaded in and out of elevators, in and out of ships and cars, insurance, freight charges, etc.

The transportation of the grain was conducted at a time of great congestion but was conducted so successfully as to lead the British Authorities in charge of this movement in London to despatch a congratulatory cable to the department upon the way in which the grain was being sent forward. The grain was unloaded at various Italian ports, and not a single cargo was lost.

(8) *Industrial Diamonds.*

Early in 1916, a Diamond Export Committee was formed in London, for the purpose of regulating the despatch of industrial diamonds and Brazilian carbons to various parts of the world, with the object of seeing that they did not fall into the hands of the enemy, or be used in any way to assist the enemy to carry on the war. These goods are extensively used in mining and engineering, and are essential in manufacturing, and a variety of industrial purposes. The enemy was badly in need of supplies of this valuable material, and it was the object of the Diamond Export Committee which sat in London, as being the headquarters of the Diamond Export Trade, to ensure that none of this material reached him.

Industrial diamonds were, of course, needed in considerable quantities in Canada, for the purpose of manufacturing munitions, and for other important industrial purposes. The British Government accordingly asked the Minister of Trade and Commerce to permit all future shipments for Canada, during the period of the war, to be consigned to him.

It was the duty of the Department of Trade and Commerce to receive these diamonds in the Minister's name, and before permitting them to reach the ultimate consignees, to exact a satisfactory guarantee to the effect that such goods would not be used in any way that would assist the enemy.

A system of guarantees was, therefore, put into force for the period of the war, and the import of industrial diamonds into Canada was minutely supervised by this department. The value of such diamonds imported under guarantees was at least \$250,000.

(9) *Toy Exhibition.*

The Department of Trade and Commerce, having been informed by leading department stores and wholesale houses that great difficulty was being experienced in getting toys to replace those of German manufacture, which had been excluded from Canada, as a result of the war, it was decided to hold an exhibition of toys, and a conference, with a view to encouraging toy manufacture in this country. Samples of German toys were secured to show Cana-

SESSIONAL PAPER No. 10

dian manufacturers what was formerly imported that might be made in Canada, and arrangements were also made for a display at the same time of American toys and Japanese toys, to show what manufacturers in the United States and Japan were doing.

When the fair opened on March 28, 1916, there were forty-nine Canadian exhibitors, with a most varied assortment of toys of Canadian manufacture. Including the German, American, and Japanese toys, it is estimated that there were about 20,000 toys on exhibition, which occupied the whole of the eighth floor of the Royal Bank Building at Toronto.

The directors of the Canadian National Exhibition at Toronto were so favourably impressed with the Canadian Toy Fair, that they asked the department to arrange for a repetition of it at the Canadian National Exhibition, opening in Toronto on August 26, 1916. The Toy Association responded heartily to the invitation extended to them by the Government, and the second Canadian Toy Fair was as great a success as the first had been.

(10) Canadian Wool Commission.

In the spring of 1917 the Governments of Australia and New Zealand placed an embargo on shipments of wool to Canada. They agreed, however, to send forward orders that were confirmed by the Minister of Trade and Commerce. The Minister consulted the woollen manufacturers and wool dealers of Canada through the Canadian Manufacturers' Association, and at a meeting held in Ottawa on April 18, 1917, a committee was nominated by the meeting to act as an advisory board to the Minister of Trade and Commerce for the importation and distribution of Australian and New Zealand wools. This board received the approval of the Minister, who appointed them to act as a wool commission.

In regard to price, Canada was placed upon the Civil List basis of Great Britain, less 2½d. per pound, which was to compensate for the freight charges to Great Britain. The Civil List was the price fixed by the British Government for wools to the civil trade of Great Britain.

The commission notified the manufacturing trade of Canada, and collected information as to the requirements and capacity of the mills. A great deal of attention was given to see that the wants of the smaller manufacturers were protected, and for this purpose, allotments were made to wool dealers.

The Department of Trade and Commerce requested the Wool Commission to take charge of the importation of wool tops, and the commission was able to have all old contracts with British firms completed. If these contracts had not been secured, there would have been a scarcity of knitting yarn in Canada. The commission afterwards undertook the allocation and distribution of all wool tops that are used in Canada.

All the wool coming from Australia and New Zealand was shipped to Canada to the order of the Minister of Trade and Commerce. On arrival here, it was taken into stock at Toronto, and distributed to the various mills, according to their orders and requirements.

The agents of the Wool Commission in Australia and New Zealand were the Canadian Trade Commissioners in Melbourne and Auckland, who are officers of the Department of Trade and Commerce, and all orders passed through these Trade Commissioners to the Australasian Wool Committees.

A bank letter of credit was established by each Canadian applicant for wool to the order of the Department of Trade and Commerce, covering the value of his allotment. Upon receipt of bills of lading and invoices of each shipment, drafts were made against these letters of credit, and the bills of lading were endorsed by the Department of Trade and Commerce to the consignee, and the proceeds of these drafts deposited with Messrs. J. P. Morgan & Co.,

of New York, to the credit of the British Treasury, at the rate of \$4.77 per Sterling pound.

The Wool Commission also made arrangements along similar lines to purchase a certain quantity of tops and noils from Great Britain.

(11) *British Priority Assistance.*

On December 7, 1916, a meeting of representatives of the British Overseas Dominions, together with Departments of the British Government, was held in London, with a view to making arrangements for the supply to the various British dominions of urgently necessary articles and materials, which they required, from time to time, from the United Kingdom for war work or essential industries.

Arrangements were made whereby such articles which were already under the control of the British Ministry of Munitions should be released to the various British dominions upon the certificate of local priority authorities, which were shortly afterwards set up in the dominions.

Sir George Foster was asked to name a local priority authority for Canada, and informed the British Government that the Department of Trade and Commerce would undertake the work. This was approved of by the British Government, and the necessary instructions and arrangements were issued and made forthwith.

The first application for priority assistance was endorsed by the Deputy Minister of Trade and Commerce on March 5, 1917, and up to the time when this work was taken over from the department by the newly established Canadian War Trade Board, in 1918, a total number of 1,963 applications were endorsed by this department.

There was a particular shortage of some articles, among which may be mentioned the following:—

(a) *Wire Rope.*—As far back as December, 1916, this department had been supporting applications for wire rope from British Columbia logging and mining firms, at the request of the British Government, through the Canadian High Commissioner in London. When in March, 1917, priority applications became necessary for wire rope, such a quantity of applications began to come in that, in view of the shortage of this material in Great Britain, it was found necessary to form a committee to carefully examine every application from British Columbia. At the request of this department a meeting was called by the Vancouver Board of Trade, at which about forty dealers and users of wire rope were present. This meeting appointed an advisory council of three persons, and all dealers were notified that thereafter no applications for wire rope would be endorsed by this department until they had first been approved of by the committee.

Later on reports were made to us by certain interests that it was advisable to have a similar committee in Victoria, and at a meeting of dealers and users held in the Board of Trade offices there, a Victoria committee was appointed. The latter committee, however, had very little to do, having only endorsed eight applications as compared with 183 applications endorsed by the Vancouver committee.

On January 5, 1918, an Order in Council was passed, authorizing the Department of Trade and Commerce to commandeer any stocks of wire rope in Canada, and to appropriate any shipments arriving in Canada thereafter, and to divert such shipments to anyone at the discretion of the Minister of Trade and Commerce.

The department was able to secure for the two wire-rope manufacturing companies in Canada a regular monthly allowance of wire from the United Kingdom, for the purpose of making the higher grades of wire rope.

SESSIONAL PAPER No. 10

(b) *Linon Thread and Yarns.*—In 1917 there was a great shortage of these materials, and, in short, of linen in every form, owing to the large demand for linen from aeroplane manufacturers. The British authorities consequently notified this department that they would only permit the export of two-thirds of the exports made in 1916, and then only for war work.

A meeting of those interested in this trade was called, and held in this department, and as a result of the meeting an advisory committee was appointed. All applications for linen or flax in any form were required to be sent to this committee first, before being endorsed by the Department of Trade and Commerce.

(c) *Ferro Manganese.*—The department had considerable difficulty in obtaining supplies of this material for Canadian steel makers. We availed ourselves of the knowledge and assistance of the technical officers of the Imperial Munitions Board, who rendered considerable assistance in obtaining supplies of ferro manganese, both from Great Britain and the United States.

(d) *Anchors and Chains.*—Owing to the large amount of shipping being built throughout the world, a shortage of anchors and chains commenced to be felt about the end of 1917. After that time, applications for these articles, which had heretofore been sent to the Ministry of Munitions, were endorsed by this department, and sent to the British Admiralty, in whose hands the whole matter of the supply of anchors and chains had to be left, leaving them to use their discretion as to what vessels could be supplied, and what vessels had to either go without, or wait for some time.

(e) *Bicycle Accessories.*—A considerable shortage existed in these accessories in 1917, and during that year the British Ministry of Munitions appointed a special committee to consider the question. The committee made certain recommendations, which were afterwards carried out, the chief of which were that bicycle parts and accessories were only permitted to be exported for repair purposes, and even then, only a certain percentage of each order was permitted to be filled.

(f) *Cable and Telegraph Charges.*—The department incurred, of course, very heavy telegraph bills in connection with all this priority work. Wherever possible, we charged the firms on whose behalf the messages were sent with the cost thereof, and in that way the Government was saved a considerable amount of expense.

(g) *Hides from New Zealand and Australia.*—In the spring of 1916, the New Zealand and Australian Governments placed an embargo on the export of hides, on account of the shortage of leather for military purposes.

Arrangements were made by the Department of Trade and Commerce to have all shipments of hides consigned to the Department, which released them to Canadian dealers upon receiving a sworn declaration that such hides were required for consumption in Canada in the manufacture of goods required for military and domestic use, and that in no case would any hides covered by the declaration, or the product thereof, be exported except to Great Britain, or by permission of the Dominion Government.

(12) *Tallow from New Zealand.*

In July, 1917, the New Zealand Government requested this department, through our Trade Commissioner in Auckland, to ascertain what quantity of tallow, other than oleomargarine and mutton stock, was likely to be required for military purposes to the end of 1917. The Department of Trade and Commerce made the necessary inquiries, with the assistance of the Imperial

10 GEORGE V, A. 1920

Munitions Board, and it was arranged that the Minister of Customs at Wellington, New Zealand, should submit all applications for the export of tallow to Canada to our Trade Commissioner in Auckland, for his approval, before authorization. Arrangements were to be made by the Canadian importer that the glycerine content of the tallow should be furnished to the Imperial Munitions Board for use in the manufacture of explosives.

(13) *Exhibition in Canada of German and Austrian Samples.*

At the end of 1915, the British Board of Trade arranged for an exhibition in London and the principal cities in the United Kingdom of some 8,000 articles of German and Austrian Manufacture, each article being tagged, giving the selling price, and the countries in which Germany and Austria found their principal markets. It was suggested by our Canadian Trade Commissioner in Glasgow that it would be most valuable to Canadian manufacturers if this exhibit could be taken to Canada, and shown in some of the principal Canadian cities.

Arrangements were accordingly made by the Department of Trade and Commerce with the British Board of Trade, for a Canadian tour of these samples. Some of them duly arrived in Canada in September, 1916, accompanied by several officials of the British Board of Trade.

The samples were shown in Montreal and Toronto, and manufacturers who desired to have them examined by their expert workmen were able to secure tickets of admission on application to this department. Special rates were arranged on railways by which manufacturers interested were enabled to travel to the point of exhibition at single fare, plus 25 cents. These exhibitions were a great success, and no doubt now that the war is over their effects will begin to be felt.

(14) *Export of Military Equipment to the United States.*

In May, 1917, the United States desired to purchase, from Canadian manufacturers, a large quantity of uniforms and other equipment for the use of the United States Army and Navy, and it was arranged that the export of these articles should be controlled by this department, with a view to seeing that no such equipment was exported except for the definite purpose of supplying the military needs of the United States. Many thousands of blankets, boots, leggings, and uniforms, haversacks, gloves, and other supplies were shipped to the United States, under the supervision of the Department of Trade and Commerce, which acted in such cases with the co-operation of the Canadian War Purchasing Commission, with a view to seeing that the needs of the Canadian Army were first supplied.

(15) *United States Export Licenses, Priority Certificates, and Railway Priority Assistance.*

In October, 1917, the United States Government announced that the export of all the most important articles and commodities which could be used for war purposes would be restricted, and only permitted under license. The Priorities Committee at Washington therefore requested the Deputy Minister of Trade and Commerce to meet them, and consult with them in regard to the most effective manner of arranging for the issue of the export licenses for goods urgently required in Canada from the United States for war or other important purposes. Canada was, of course, strongly interested in the question, as she was, at that time, dependent almost entirely upon the United States for some of her most important supplies, notably: steel plates, pig iron, ferro manganese, boiler tubes, and such like articles.

SESSIONAL PAPER No. 10

Arrangements were made with the War Trade Board of the United States whereby Canadian manufacturers desiring to import American goods made application for assistance in obtaining an export license to this department. On evidence being produced of the urgent need of the articles required, this department endorsed the application for export license, and sent it to Washington, and, on receipt of the endorsed application from the United States War Trade Board, issued the necessary license.

A little later on, the Priorities Committee at Washington put into effect in many of the largest manufacturing establishments in the United States, a system of priority of manufacture under which goods required for war or other most important purposes were allowed to be manufactured, before goods required for less important purposes. Priority certificates were issued by the Priorities Committee upon the recommendation of the Department of Trade and Commerce.

The British Embassy at Washington rendered valuable assistance both as regards priority certificates and export licenses by detaching a member of their staff, and assigning to him the sole duty of co-operating with the Department of Trade and Commerce, and following up any applications in regard to which difficulties arose.

Later on, when the United States railroads began to be congested, the Railroad Administration found it necessary to place embargoes on large quantities of goods which were not required for war work. In such cases the Department of Trade and Commerce was able to get the embargo lifted, where the goods were urgently needed by Canadian firms for war work. In such cases we received the valuable assistance of the British Embassy in Washington.

A careful record was kept in this department of every application for export license or priority certificates so that we could at all times tell what goods were being received by each importer.

On the establishment of the Canadian War Trade Board, early in 1918, all the above mentioned work was transferred to it.

ECONOMIC COMMISSION TO SIBERIA.

Upon the receipt of notification from the British Government that in connection with the despatch of allied troops to Eastern Siberia His Majesty's Government had undertaken, in concert with the other Allied Governments concerned, to arrange for a supply of goods to relieve the necessities of the Siberian population, a Canadian Economic Commission was sent to Siberia, under authority of Orders in Council passed on the 21st and 23rd of October, 1918.

The commission consisted of Mr. C. F. Just, Chief Canadian Trade Commissioner in Russia, Mr. L. D. Wilgress Canadian Trade Commissioner at Vladivostok, Col. J. S. Dennis, Liaison Officer of the Canadian Siberian Expedition, Mr. Ross Owen, Transportation Officer in Russia of the C.P.R., and Mr. A. D. Braithwaite, of Montreal.

Conditions in Siberia were constantly changing and considerable difficulties were experienced in the beginning, but it was subsequently arranged by Order in Council of the 20th February, 1919, that the Canadian Government should co-operate with the Siberian Supply Company, Limited, which company was established and financially backed by the British Government, it being considered desirable that a strong company should undertake the sale and distribution of goods to bridge over the period of unsettled conditions.

The Siberian Supply Company was established for the purpose of selling goods exported from the United Kingdom, such company purchasing the goods there, paying the transport charges thereon and selling them in Siberia. Arrangements were therefore made with this company to act for the Canadian

10 GEORGE V, A. 1920

Government in the sale and distribution of Canadian goods, the Canadian Trade Commission at Ottawa being authorized to purchase and transport the goods to Siberia, consigning them to the Siberian Supply Company, Limited. Mr. L. D. Wilgress, the Canadian Trade Commissioner in Vladivostok, who is also a member of the Economic Commission was authorized to supervise the operations of the Siberian Supply Company in so far as Canadian supplies were involved. For this purpose an initial credit of \$1,000,000 was issued in favour of the Canadian Trade Commission at Ottawa.

The commission referred to, however, in view of the increasing congestion at Vladivostok, difficulties of railway transport and exchange, decided that it was best that they should return to Canada, leaving the matter of Canadian trade for the time being in the hands of Mr. Wilgress and the Siberian Supply Company.

TRADE MISSIONS IN CANADA AND THE UNITED KINGDOM.

Upon the recommendation of the Right Honourable the Prime Minister, an Order in Council was passed on the 7th of November, 1918, establishing a Canadian Trade Mission in London.

The chairman of this mission was empowered to represent the Canadian Government and its various departments and other administrative branches, in negotiations in London, and affairs of an especial economic character, and was also given power to communicate with the Government of the United Kingdom or its departments or other administrative branches, and also with Allied Missions operating in London or elsewhere in Europe, etc. Mr. Lloyd Harris was subsequently appointed Chairman by Order in Council of November 8, 1918.

By a subsequent Order in Council of the 6th December, 1918, on the recommendation of the Reconstruction and Development Committee of the Cabinet, which committee had under consideration the matter of post-war trade, a Canadian Trade Commission was established at Ottawa, Sir Charles Gordon, of Montreal, being appointed chairman; and by an Order in Council of the 10th December Mr. C. B. McNaught, of Toronto, and Mr. Henry B. Thomson, of Victoria, B.C., were added to the commission.

This commission was authorized to operate in co-operation with the Canadian Mission in London or any other agency of the Government of Canada, with the view of promoting Canadian trade, industry and production, and securing the most effective unity of action by such efforts. The commission was empowered to act in the purchase of Canadian productions to be made on behalf of any other Government or Governmental agency, and in the distribution among Canadian producers of any contracts or orders for Canadian productions secured from official sources abroad.

READJUSTMENT OF FEDERAL DEPARTMENTS.

In the readjustment of Federal Departments which took effect on the recommendation of the Committee on Rearrangements and Transfers of Duties in the Public Service, various important branches of the government service were transferred to the Department of Trade and Commerce.

By an Order in Council of the 3rd of June, 1918, the administration of the Trade Mark and Design Act and the Timber Marking Act was transferred from the Department of Agriculture to the Department of Trade and Commerce, together with the officials engaged in the administration of the said Acts, and on the 17th of June, a further Order in Council was passed, transferring to the Department of Trade and Commerce, from the same department, the administration of the law in regard to Patents and Copyrights, together with all the

SESSIONAL PAPER No. 10

officials engaged in the administration thereof. The Deputy Minister of that department, who also occupied the position of Deputy Commissioner of Patents, was also transferred under the title of "Solicitor of Patents and Copyrights", retaining his status as Deputy Minister, the Minister of Trade and Commerce, *ipso facto*, becoming the Commissioner of Patents and the undersigned the Deputy Commissioner of Patents.

A further Order in Council was passed on the 3rd of June, 1918, by which the administration of the Gas Inspection Act, the Electric Light Inspection Act, the Weights and Measures Inspection Act, the Adulteration Act, the Commercial Feeding Stuffs Act, the Fertilizers Act, the Proprietary and Patent Medicine Act, and the Inspection of Water Meters Act, which had been administered by the Department of Inland Revenue, were transferred to the Department of Trade and Commerce, together with the officials then charged with the administration thereof, such transfer dating from the 1st day of September, 1918.

THE DOMINION BUREAU OF STATISTICS.

The outstanding event of the past year, statistically, was the enactment in May, 1918, of the Act "respecting the Dominion Bureau of Statistics" (to be cited as the "Statistics Act"), which established the Dominion Bureau of Statistics and inaugurated a new policy and organization for the official statistics of Canada. The Act represents the culmination of plans which had been under consideration by the Government for some time. In brief, it provides, with the regulations thereunder, for the centralization of all purely statistical work of the Government, the bureau being also charged with the duty of collaborating in the collection and compilation of departmental statistics.

The bureau, it will be understood, is an outgrowth of the Census and Statistics Office, and no interruption in general policy is indicated by the passage of the Statistics Act, but rather a crystallization and ratification of plans under consideration since 1915, and in accordance with the recommendations of the Statistical Commission, 1912.

Under the terms of the Statistics Act, an Annual Report will in future be made by the Dominion Statistician, as the officer charged with the supervision and control of the bureau. The first report of this kind outlining the policy and organization of the bureau as completed to date is being issued separately, and reference may be made thereto for information in detail as to the nature and scope of the work.

The main features of that work during the past year may be briefly summarized as follows: Under Order in Council, dated October 12, 1918, the Dominion Statistician was required to report on the statistics of the several departments, with a view to the conclusion of arrangements for their centralization and organization in accordance with terms of the Statistics Act, such report, when passed by Council, to constitute a final arrangement for the statistics in question. A considerable part of the work of the year was connected with the reorganization which this implies.

In addition, however, several important pieces of work were carried out not wholly associated with the above. The organization of annual agricultural statistics, by which a census of acreages and live stock is taken in the month of June, with provincial co-operation, was extended to include all nine provinces, having included only four provinces in 1917. The results are thought to constitute a marked advance upon previous statistical arrangements for dealing with the primary industry of the country. For the inauguration of a system of Vital Statistics, a conference between Dominion and Provincial officials, which was also attended by representatives from the Dominion Insurance and Immigration Departments, the Actuarial Society of America, the Canadian Medical

Association, and the Union of Canadian Municipalities, and other bodies, was held in June, 1918, and drew up a general plan of Dominion and Provincial co-operation, involving the enactment by the provinces of uniform and standard legislation and the establishment of a central clearing-house in the Dominion Bureau. The statistics of imports and exports now issued by the bureau were reorganized during the year in collaboration with the Customs Department, the dual series of reports which previously existed being abolished, and a complete reorganization of the trade classification carried out.

The divisions of the bureau dealing with the Census of Industry and with Internal Trade Statistics were further enlarged, and a beginning made in a systematic treatment of the statistics of public finance. The 1917-18 volume of the Year Book was brought out as a "Jubilee" number, prefaced with a special monograph on the Progress of Canada since Confederation. Another feature of the year was the carrying out in the Population Division of the bureau of the statistical work connected with the Canada Registration Board, the services of the Population Division of the bureau being placed at the disposal of the board for the organization, compilation and tabulation of the work.

With the definite adoption by the Government of a policy of statistical centralization, and the completion of the organization necessary to give effect to that policy, an era of improved statistics in Canada may be expected with confidence. For the Dominion entering upon the era of peace and reconstruction, one of the most important requirements is full and accurate knowledge of her resources and their potentialities for production and trade. This, it is expected, will be supplied by the enlarged and reorganized policy which is typified by the creation of the Dominion Bureau of Statistics.

THE COMMERCIAL INTELLIGENCE SERVICE.

The correspondence of the Commercial Intelligence Branch, which is in charge of Mr. Watson Griffin, steadily increases from year to year. During the greater part of the year 1918 shipping conditions were so unfavourable to individual export trade that the inquiries for Canadian products sent by the Canadian Trade Commissioners and published in the Weekly Bulletin brought forth few offers from Canadian manufacturers. Manufacturers and export merchants found that if they received offers for war supplies for the Allied Governments ship space would surely be provided and payment would be prompt. On the other hand, if they accepted orders from business firms overseas there was no certainty that ship space would be available and in a number of cases when goods were manufactured to fill orders received from South Africa, Australia, New Zealand, and the British West Indies, delivery of the goods was delayed for months owing to lack of shipping facilities. Under such conditions the manufacturers naturally gave a preference to war orders, but nevertheless a number of important orders from private firms were accepted, and the total amount of such business was large.

On the other hand, many manufacturers were interested in getting information about prospects for export trade after the war, and the Trade Commissioners were kept busy making special investigations for Canadian manufacturers. Since the signing of the armistice there has been an extraordinary increase in the correspondence of the Commercial Intelligence Branch. Manufacturers who were formerly indifferent are showing great interest in export trade. Many manufacturers have submitted series of questions to the Commercial Intelligence Branch to be forwarded to the Trade Commissioners for answer.

The Canadian Trade Commissioners in South Africa and Australia pay a great deal of attention to the requirements of various government departments and municipalities. The Commercial Intelligence Branch keeps Canadian

SESSIONAL PAPER No. 10

manufacturers informed about them and as a result a number of large orders have been secured during the past year.

Manufacturers and financial men are taking great interest in the Weekly Bulletin which is being carefully read by business men. They watch the Trade Inquiries, read the reports of Trade Commissioners, and frequently write for further information. Many requests come for lists of importers in various countries where Canada has Trade Commissioners.

The short Trade Inquiries published in the Weekly Bulletin are often accompanied by specifications which cannot be published but are sent in private letters to those asking for information. There are also long reports on the financial standing of many of the overseas firms making inquiry for Canadian products.

As an evidence of the great interest taken in export trade since the signing of the armistice it may be noted that more requests have been received from manufacturers for addresses of Trade Inquiries during the first three months of the year 1919 than for the whole of the year 1918.

It is gratifying to find that the leading bankers of Canada are taking a great deal of interest in the work of the Commercial Intelligence Branch. Many letters are received from bankers asking for information. These letters show that the Weekly Bulletin of the Department of Trade and Commerce is being widely read by the bankers of Canada and they are making use of the Commercial Intelligence Service to secure information regarding overseas markets. As the development of Canadian overseas trade depends largely upon satisfactory financial arrangements the interest the bankers are taking in export trade is a matter of national importance.

COMMERCIAL EXHIBIT.

Canadian Trade Commissioners were instructed some time ago to purchase samples of articles in demand in various countries that Canada might supply. Quite a large collection of articles has already been secured and the Trade Commissioners have been instructed to continue making selections. These samples have been placed in the Exhibits and Publicity Building, corner of Kent and Wellington streets, Ottawa. From time to time samples are received with Trade Inquiries for Canadian products, and after the immediate purpose in connection with the Trade Inquiries has been served they are sent to the Exhibits and Publicity Building.

LYONS FAIR.

Mr. W. McL. Clarke, Canadian Trade Commissioner in Milan, Italy, was instructed by the Minister to attend the Lyons Fair in the spring of 1918, and prepare a report. Conditions did not appear to favour Canadian participation in this fair during the war period, but as soon as the armistice was signed Mr. Clarke's report was published in pamphlet form and widely circulated among Canadian manufacturers. At the same time arrangements were made to secure a number of Lyons Fair booths which were offered to manufacturers on the following conditions:—

1. The Department of Trade and Commerce would pay for the booths and the ocean freight charges from St. John, N.B., to Lyons, France.
2. The Canadian manufacturers must pay the railway freight charges from their own factory to St. John, and must agree either to send their own representatives or employ a reliable export agency to represent them at the fair.

The Canadian Manufacturers Association was asked to co-operate with the Superintendent of the Commercial Intelligence Branch in making the preliminary arrangements in Canada. The association accepted the responsibility

10 GEORGE V, A. 1920

of allotting the booths to Canadian manufacturers who made applications for them. Mr. Hughes, Montreal secretary of the Association, who was given special charge of the work of looking after the shipment of manufacturers' samples, afterward went to Lyons at the expense of the Department of Trade and Commerce to look after the interests of the manufacturers exhibiting there.

The President of the Canadian Pacific Railway Company placed the services of Mr. E. R. Bruce, exhibition expert of the company, at the disposal of the Department of Trade and Commerce and he took general charge of the arrangements for decorating the booths and placing the exhibits in position.

Mr. W. McL. Clarke, Canadian Trade Commissioner in Milan, was placed in general charge of the Canadian section of the fair. He had associated with him, Mr. Lang of the Department of Agriculture, Mr. R. R. A. Johnston of the Department of Mines, and Mr. Dalglish of the Department of Mines.

The following departments of the Government made exhibits: Department of Trade and Commerce, Department of Agriculture, Department of Mines, Forestry Branch of the Department of the Interior, and Fisheries Department.

The Canadian Pacific Railway and the Canadian National Railways made fine exhibits which were admired by thousands of visitors.

Fifty-six Canadian manufacturers sent exhibits. Thirty-five sent their own representatives to Lyons, while twenty-one were represented by export agencies.

The Canadian booths were all located in a public square near the business centre of Lyons. They attracted great attention, and it was generally agreed that the Canadian section was the most distinctive feature of the fair.

The orders taken by the Canadian exhibitors totalled millions of dollars but the rigid restrictions which the French government has imposed on imports greatly interfered with business.

An exhibition of Canadian moving-picture films in a hall not far from the Canadian section proved a great attraction.

EXHIBITS AND PUBLICITY BUREAU.

The work of the Exhibits and Publicity Bureau, under the superintendence of Mr. B. E. Norrish, M.Sc., has made considerable progress during the year, particularly in the preparation and distribution of scenic and industrial motion pictures of Canada. The bureau is now equipped with an up-to-date film laboratory for the developing, printing, tinting or toning of motion-picture films, with a capacity of 20,000 feet of film per week.

The pictures prepared during the year consist of films on the following subjects:—

- The Shipbuilding Industry of Canada.
- The Aeroplane Industry.
- The Salmon Fishing Industry on the Pacific Coast.
- Mackerel Fishing on the Coast of Nova Scotia.
- White Fish Culture and the Fish Hatchery on the Bay of Quinte.
- The Forest Protection Service of the Dominion Forestry Branch in British Columbia.
- The Maple Syrup Industry of Canada.
- Work of the Military School O. S. & P., Toronto.
- The Victory Loan.
- Funeral of the late Sir Wilfrid Laurier.
- Return of the Princess Pat's Regiment.
- The Great National Parks of Canada—Banff, Yoho, and Jasper.

These films have been prepared, primarily, for foreign distribution through the Trade Commissioners' offices and the regular motion-picture circuits, for the

SESSIONAL PAPER No. 10

purpose of advertising Canada abroad, and they are being circulated in the United Kingdom, the United States, Australia, New Zealand, and France. The department now has in circulation in foreign countries about 350,000 feet of film, which has been exhibited to date to approximately 30,000,000 people.

In addition to the foreign circulation, these films are being released on the regular theatre circuits in Canada. Copies have also been exhibited in all the large centres in Canada before Canadian Clubs, Rotary Clubs, and Boards of Trade by the official lecturer of the Bureau, Mr. D. W. Johnson. Motion-picture films, accompanied by a lecturer, have proved a most effective means of advertising Canada.

In addition to motion pictures, still photographs have been secured of practically all the motion picture views. These photographs are of excellent quality and have been valuable for illustration purposes in the daily papers and monthly magazines, and for lantern slide and transparency displays.

The bureau prepared for the fair held in Lyons, France, from March 1 to 15, 1919, an exhibit consisting of twenty-seven views, enlarged and converted into transparencies, size 11 by 14, together with 150 small transparencies, all of which were coloured. Copies of some of the motion-picture films, about 14,000 feet, were also prepared for exhibition at this fair in a theatre specially engaged for the purpose by Sir George Foster. These films are now being displayed in connection with the Canadian exhibit in Paris.

PRELIMINARY TRADE OF CANADA.

The trade of Canada, according to preliminary returns, for the fiscal year ended March 31, 1919, shows a decrease of \$378,492,397, when compared with similar trade in 1918, the decrease in imports amounting to \$46,078,415 and in exports to \$332,413,982. The decrease in the imports was chiefly due to decreased importation of articles for the Army and Navy, which decreased about \$80,000,000, while the decrease in the exports was principally accounted for by decreased exports of cartridges and wheat, eartridges showing a decrease of about \$141,000,000 and wheat a decrease of about \$270,000,000.

The following table gives a brief summary of the trade of Canada for the past three fiscal years:—

	Twelve months ending March		
	1917.	1918.	1919.
	\$	\$	\$
<i>Imports for Consumption.</i>			
Dutiable goods.....	461,708,206	542,319,623	526,495,717
Free goods.....	383,622,697	420,202,224	389,947,715
Total imports, mdse.....	845,330,903	962,521,847	916,443,432
Duty collected.....	147,623,230	161,588,465	158,044,456
<i>Canadian Exports.</i>			
The mine.....	85,616,907	73,760,502	77,439,963
The fisheries.....	24,889,253	32,602,151	37,137,072
The forest.....	53,907,209	51,899,704	70,024,644
Animal produce.....	127,795,468	172,743,081	197,805,478
Agricultural products.....	373,413,701	567,713,584	269,819,833
Manufactures.....	477,399,676	636,602,516	549,284,268
Miscellaneous.....	6,353,554	4,706,250	6,102,548
Total exports, mdse.....	1,151,375,768	1,540,027,788	1,207,613,806

10 GEORGE V, A. 1920

FOOD AND DRUG LABORATORIES.

Since the transference of the Food and Drug laboratories which are in charge of Dr. A. McGill, Chief Analyst, to the Department of Trade and Commerce, on the 1st of September, 1918, the following prosecutions have been instituted for violations of the Adulteration Act:—

Bran	11
Camphor compound	1
Champagne	1
Coffee	6
Lard	4
Maple sugar	74
Maple syrup	14
Milk	35
Olive oil	3
Pepper	1
Total	150
The amount of fines paid totals	\$ 3,592 50
The amount of costs paid	830 70
Total	\$ 4,423 20
Revenue from fees paid for analytical work	1,257 65
Revenue from seizures	23 80
Total receipts	\$ 5,704 65

The following statement indicates the articles and number of samples analysed:—

Number of Bulletin.	Nature.	Number of Samples.
397	Sugar	179
398	Cheese	172
399	Marmalade	148
400	Honey	87
401	Liquor arsenicalis	91
402	Witch hazel	17
403	All-spice	188
404	Fertilizers	233
405	Unfermented grape juice	102
406	Condensed milk	120
407	Molasses	165
408	Medicated soaps	253
409	Maple syrup	150
410	Liquid proprietary medicines	208
411	Baking materials for arsenic	152
412	Bran	153
413	Egg substitutes	144
414	Lard and lard substitutes	191
415	Maple sugar	137
416	Coffee and coffee substitutes	187
417	Manufactured cattle food	109
418	Cocoa	79
419	Water Glass	71
420	Ice-cream	64
421	Flour substitutes	268
422	Bran and shorts	165
423	Canned meat and fish	262
424	White paints	93
425	Mineral waters	138
426	Cream of tartar	161
	Total number of samples	4,487

SESSIONAL PAPER No. 10

Ottawa Laboratories.

The main laboratories at Ottawa are situated at 317 Queen street. In addition to a large amount of work of an investigatory nature, the following work has been done at Ottawa, for various departments of the Government.

REPORTS ISSUED AS BULLETINS.

. OCCASIONAL SAMPLES ANALYZED AT OTTAWA.

	Number of Samples.		Number of Samples.
Acetic acid.....	36	Liniment	1
Ale.....	2	Liquor.....	23
Alcohol.....	3	Liquor arsenicalis.....	2
Ammonia.....	4	Lobsters.....	13
Aspirin.....	3	Lye.....	1
Baking powder.....	8	Maple products.....	5
Barley flour.....	1	Maple sugar.....	36
Bay rum.....	1	Maple syrup.....	10
Beans.....	103	Medicated wine.....	10
Beer.....	29	Milk.....	55
Benzol.....	6	Modified soda.....	2
Blacking.....	6	Mustard.....	1
Bran.....	1	Nerviline.....	1
Bread.....	3	Nux vomica.....	1
Butter.....	63	Oil.....	6
Cake.....	1	Oleomargarine.....	1
Camphor.....	1	Olive oil.....	6
Carbolic acid.....	1	Paint.....	8
Cattle feed.....	17	Patent medicine.....	1
Cedar oil.....	2	Pepper.....	7
Champagne.....	2	Phosphates.....	4
Cheese.....	15	Potato starch.....	1
Cider.....	1	Poultry meat.....	1
Cloves.....	1	Preservative.....	1
Cod liver oil.....	3	Raisins.....	2
Cocoa.....	6	Roseoline.....	1
Cocaine.....	1	Rubber rings.....	3
Coffee.....	2	Sausages.....	1
Cough drops.....	1	Sa van.....	1
Cream.....	1	Seidlitz powder.....	1
Cream of tartar.....	2	Shellac.....	1
Currants.....	1	Shorts.....	1
Disinfectants.....	4	Silver proteinate.....	2
Dubbin.....	1	Silver nucleinate.....	1
Eastons syrup.....	2	Solutions.....	4
Ether.....	2	Spirits.....	71
Evaporated milk.....	2	Soap.....	18
Fertilizers.....	25	Sugar.....	4
Flavouring extracts.....	6	Syrup.....	1
Floor polish.....	4	Tablets.....	3
Floor wax.....	13	Tincture.....	1
Flour.....	4	Terpo dionin.....	1
Formalin.....	2	Unquantum sulphuris.....	1
Fruitatives.....	1	Vaseline.....	1
Fusel oil.....	8	Vinegar.....	1
Gasolene.....	1	Water.....	10
Gasoline economisers.....	2	Whale meat.....	1
Ginger.....	1	White lead.....	1
Ginger ale.....	3	Wine.....	3
Ground glass.....	1		
Herpicide.....	1	Total.....	754
Honey.....	3		
Ice-cream.....	3	Vinegar tested for excise.....	93
Infants' food.....	1	Supplied to excise:—	
Insecticide.....	2	Normal soda solutions.....	55
Jam.....	2	Normal acid.....	2
Jelly.....	1	Phenolphthalein.....	10
Koaline.....	1		

Standards for baking powder, as authorized by Order in Council of 8th March, 1918 (G 1298), were amended by Order in Council of 17th August, 1918 (G 1313).

By Order in Council of 27th December, 1918, twenty-five districts were defined for purposes of inspection under the Adulteration Act, and the inspectoral service was reorganized with a view to greater efficiency. Special attention has been given to making the public aware of our organization for its protection, and to simplifying as much as possible the operation of the Act.

Halifax Sub-Laboratory.

This is situated at 48-50 Bedford Row; and is in charge of Mr. C. C. Forward, with one assistant analyst. The analyst in charge reports the following work done at Halifax during the year:—

Number Samples received.	Number Samples reported.	Description.	Date of report.
	28	Condensed milk	May 9, 1918
	20	Unfermented grape juice	" 6 "
	28	Proprietary and patent medicines	June 27 "
	31	Medicated soaps	" 22 "
	37	Bran	July 11 "
	11	Phosphates, baking powders, etc.	" 2 "
84	84	Fertilizers	June 6 "
9	9	Cream of tartar	July 2 "
19	19	Egg powders and substitutes	Aug. 3 "
42	42	Registered stock feeds	" 3 "
8	8	Water glass	Sept. 18 "
50	50	Coffee, compounds and substitutes	Oct. 3 "
18	18	Bran and shorts	" 4 "
23	23	Canned meat and fish	Nov. 9 "
15	15	Ice-cream	Dec. 13 "
43	43	Flours, corn, rye, buckwheat	" 20 "
16	16	Mineral waters	Feb. 3, 1919
24	24	Paint materials, linseed oil	" 4 "
13	13	Paint materials, turpentine	" 5 "
23	23	Cream of tartar	" 26 "
13	13	Lime-juice	March 18 "
13	13	Maple sugar and syrup	" 7 "
12		Chop feed	
35		Cloves, whole and ground	
460	568		
34	34	Malt liquors for export.	
1	1	Asiatic beans for import.	
95	95	Special samples, as follows:—	
		71 Alcohol tests in beer, etc.	
		6 Butter for Department of Agriculture.	
		5 Fertilizer materials.	
		4 Wood-pulp.	
		3 Vanilla extract.	
		2 Water.	
		1 Evaporated milk for Department of Militia and Defence.	
		1 Quicklime for Department of Militia and Defence.	
		1 Whisky (poison?) for Department of Naval Service.	
		1 Jam.	
590	698		

Total number of samples received	590
Number received before March 31, 1918	155
Total number of samples reported	698
Work on hand March 31, 1919, not yet reported	47
Fees collected for analysis of above-mentioned special samples and sent to department	£203 00
Soda solution sent out to St. John, N.B.	1 winchester.

Winnipeg Sub-Laboratory.

Mr. E. J. C. Forster, M.A., is in charge, with one technical assistant. The following work was done at this sub-laboratory during the year:—

Fertilizers.....	44
Condensed milk.....	36
Cocoa.....	10
Egg substitutes.....	15
Stock feeds.....	5
Bran and shorts.....	43
Coffee and coffee substitutes.....	37
Sterilized milk.....	8
Water glass.....	22
Canned meats and fish.....	74
Ice-cream.....	9
Cereal flours.....	50
Linseed oil.....	22
Turpentine.....	22
Peppers (special).....	2
Mineral waters.....	15
Cream of tartar.....	23
Chop feed.....	11
Cloves—Whole and ground.....	36
Lime-juice.....	10
Spirits of nitrous ether.....	20
Seidlitz powders.....	20
Inspector's samples.....	534

OCCASIONAL SAMPLES.

Samples for alcohol determinations—	
Beer.....	56
Wine.....	25
Cider and soft drinks.....	4
Liquors.....	33
Samples from Inland Revenue Inspectors.....	9
Samples from shipments in customs bond—	
Beans.....	20
Evaporated apples.....	1
Samples submitted by the Department of Agriculture—	
Butter.....	14
Oleomargarine.....	2
Milk.....	3
Cream.....	1
Lemon extract.....	1
Cream of tartar.....	1
Feeding stuffs.....	7
Vanilla extract.....	1
Epsom salts.....	1
Inspector's samples.....	179
Total samples.....	534
Inspector's samples.....	713

The following Excise solutions were furnished:—

Normal soda solution.....	20 winchesters.
Phenolphthalein solution.....	1 8-oz. bottle.

During some work on testing methods for detection of thickeners in milk, cream, and ice-cream, a new method for the accurate detection and estimation of gelatine in these products was devised.

10 GEORGE V, A. 1920

Vancouver Sub-Laboratory.

This is situated at 326 Howe street, and is in charge of Mr. J. A. Dawson, M.A., with one technical assistant. The following work is reported from Vancouver:—

Date reported.	Description.	W. H. Hill.	J. A. Dawson.	Total.
1918.				
May 14	Grape juice		9	9
" 22	Baking powder	7		7
June 8	Bran	14		14
" 11	Cattle feed	3		3
July 2	Egg substitutes and powders	4		4
" 29	Coffee and substitutes	8		8
Aug. 17	Canned meats and fish	10		10
Oct. 3	Lard and substitutes	40	151	191
" 31	Sterilized milk	4		4
" 31	Water glass		3	3
Nov. 7	Bran and shorts		4	4
" 20	Ice-cream	9		9
Dec. 6	Flour substitutes		31	31
" 12	Paint vehicles	47		47
1919.				
Jan. 10	Mineral waters		20	20
" 18	Cloves	36		36
" 24	Cream of tartar	20		20
Feb. 7	Lime-juice		8	8
" 12	Chop feed	24		24
March 22	Flour	9		9
	Totals	235	226	461
	Special samples	81	527	608
	Totals.	316	753	1,069

SPECIAL SAMPLES.

Apples, evaporated	17
Beans, Burma	5
Beans, other than Burma	563
Beer	11
Epsom salts	1
Milk, evaporated	3
Paint	1
Pastry and cream	2
Port, Standard Invalid	1
Sugar, maple	1
Vinegar	2
Wine, medicated	1
Total.	608

ELECTRICITY AND GAS INSPECTION.

During the progress of the war the inspection work of these services, which is in charge of Mr. Ormond Higman, M. inst. E. E., C.E., etc., Chief Engineer of Gas and Electricity, decreased very materially, due mainly to the difficulty experienced by the Electric and Gas Companies in procuring the necessary help to handle the meters. Since hostilities ceased and help became available there has been a very decided increase in the number of meters presented for verification.

SESSIONAL PAPER No. 10

The number of meters tested during the fiscal year 1918-19 is as follows:—

Electricity meters	140,336
Gas meters	73,324
Total	213,660

These figures, compared with the previous year, show a decrease in gas meters tested of 1,812 and an increase in electricity meters of 12,913.

The revenue collected from these services for the fiscal year just closed is as follows;—

Electricity inspection	87,421 25
Gas inspection	55,701 45
Total	\$143,122 70

Compared with the fiscal year 1917-18 these figures show an increase of \$7,900.90 for electricity and a decrease of \$617.60 for gas.

The expenditure for the fiscal year 1918-19 for the combined services amounts to \$102,855.58 being a decrease as compared with the previous year of \$8,639.96.

While the above figures show an apparent surplus of revenue over expenditure of \$40,267.12 on the year's operations, it should not be overlooked that the salaries of laboratory and administrative officers are at present paid out of the Civil Government vote and do not appear under the head of service expenditures.

Taking into account the fact that increases in salaries have been granted to the somewhat underpaid staff of inspectors and their assistants and the further fact that some expenditures will of necessity have to be made on maintenance of equipment, which have been largely withheld during the war, it is estimated that the revenue and expenditure for the fiscal year ending March 31st, 1920, will about balance.

The standardizing laboratories at Ottawa and Vancouver have continued the work of periodically checking the secondary or inspectional standards thus ensuring accuracy in the work of our inspectors. In addition to this the Ottawa laboratory, in spite of 50 per cent of its staff being overseas, has conducted a large number of electrical tests for the War Purchasing Board, the Wireless Branch of the Marine Department and the Department of Public Works. The equipment of the Electric and Gas Standards laboratory at Winnipeg is now proceeding, and it is expected to be ready for work during the ensuing summer.

The checking of our primary electrical standards with the Bureau of Standards primaries at Washington should receive attention at an early date. Such international checking is most desirable in order that accuracy be maintained.

WEIGHT AND MEASURES.

The Weights and Measures Inspection, which is in charge of Mr. E. O. Way, Chief Inspector, is a Federal Service with an extensive outside personnel covering the whole Dominion. Inasmuch as the inspection of weights, measures, and weighing machines is complementary to grain inspection, and particularly to the Inspection and Sales Act, its attachment to this department is most expedient as weights and measures inspectors are able to extend to the public all over the Dominion the protection provided by the Inspection and Sales Act without additional cost. A considerable amount of good work in this direction has already been done within the past two months, and augurs well for the protection of the public against Short Weight in the future.

The service, however, is not self-sustaining, but in this respect is no different from similar services in other countries. The amount of travelling from town

10 GEORGE V, A. 1920

to town and scale to scale in the Dominion is very great, and with the freight and transport of heavy testing equipment over long mileages precludes all possibility of financial advantage unless charges to scale owners were unduly increased. The deficit therefore may be justly accepted as the public's contribution to this protective service.

The revenue and expenditure for the current fiscal year for the ten months ending January 31, are:—

Expenditures, including Salaries	\$190,330 35
Revenue collected	114,694 65

The actual operating expenses of the service, apart from salaries, for the above period is \$76,819.46, which it will be noted is more than collected under the tariff of fees.

The financial statement, together with statistics showing the complete activities of this service, will be issued in a separate report.

BOARD OF GRAIN COMMISSIONERS.

During the crop year 1917-18 there was, as in the previous year, practically one buyer of wheat, namely, the Wheat Export Company, representing the Allied Governments, and the policy of fixed prices adopted in 1917 was continued during the present year, the fixed price in store at Fort William or Port Arthur being \$2.21½ per bushel, basis One Northern.

The crops in Western Canada, more particularly Alberta and western Saskatchewan, suffered severely from frost and wind and drought, to such an extent, in many parts, that the crops harvested were not sufficient to take care of local feed and seed requirements.

The total amount of all grains handled through country elevators in Alberta, Saskatchewan, and Manitoba showed a decrease of approximately 38½ million bushels, as compared with the previous year.

As a result of these several conditions, the licenses issued during the year were nearly three hundred less than 1916-17, on account of country elevators not being opened and commission merchants and track buyers discontinuing operations.

On September 19, 1919, an Order in Council was passed giving the Board of Grain Commissioners authority to license grain dealers in the Eastern Inspection Division under similar conditions to those already applying in the Western Inspection Division. Under this authority over 500 licenses have been issued, the revenue from this source being in the neighborhood of \$2,700.

The cars inspected in the Western Division from September 1, 1918, to January 31, 1919, were as follows:—

Wheat	82,377 cars	Flax	1,655 cars
Oats	7,820 "	Rye	779 "
Barley	5,010 "		

Comparing these figures with the corresponding period for the previous year, increases will be noted in barley and rye, but considerable decreases in the other grains.

The total receipts at all elevators in Fort William and Port Arthur from September 1, 1918, to January 31, 1919, were as follows:—

Wheat	79,980,908 bush.	Flax	1,349,552 bush.
Oats	4,434,653 "	Rye	638,904 "
Barley	4,165,441 "		

The same remarks apply in regard to increases and decreases as those noted in connection with the number of cars inspected.

FUEL CONTROL.

During the past year the Fuel Controller's organization was further perfected, and the coal regulations were amended and amplified with a view to decentralization. The provinces were requested to appoint fuel administrators, whose powers and duties were prescribed under the said regulations. Municipalities were also asked to appoint local fuel commissioners who were charged with the responsibility of determining the needs of their respective communities and of controlling local distribution. The system proved very helpful and efficient and relieved the central organisations of a vast amount of detail work.

During the year, the Fuel Controller issued 1,301 licenses to importers of coal, and 5,843 dealers' licenses. The fees for the former amounted to \$55,803.40, which will be available as a credit charge against the expense of administration. The fees for dealers' licenses are collected by the provincial authorities under the regulations.

The Fuel Controller secured from the United States Fuel Administration an appropriation for Canada of 3,602,000 gross tons of anthracite coal and 17½ million tons of bituminous coal. The anthracite allotment is considerably below the previous year's domestic consumption, but owing to the cessation of hostilities, followed by decreased industrial coal requirements and the unprecedented mild winter, which very largely reduced domestic consumption, it is expected that Canada will experience no further coal shortage, particularly as all restrictions on coal exports from the United States have recently been definitely removed.

The office of the Fuel Controller was closed on the 31st of March, though for two or three months some of the duties of that officer will be continued to enable the Government to keep in touch with the coal situation.

PATENTS OF INVENTION.

The following tables show the transactions of the Patent Office from April 1, 1918, to March 31, 1919.

Application for patents.	9,025
Patents and certificates granted—	
Patents	6,052
Certificates.	2,022
Total	8,074
Caveats	349
Assignments of Patents	3,690
Notices under section 8	459

The total number of patents granted to Canadian inventors was 875 and were distributed among the provinces of the Dominion as follows:—

Ontario . . .	386
Quebec . . .	172
British Columbia	70
Manitoba . . .	66
Alberta . . .	75
Saskatchewan	76
New Brunswick	9
Nova Scotia	21

Patents issued to residents of Canada, with the ratio of population to each patent granted:—

Provinces.	Patents.	One to Every.
Alberta	75	4,995
British Columbia	70	5,607
Saskatchewan	76	6,479
Ontario . . .	386	6,537
Manitoba	66	6,903
Quebec . . .	172	11,652
Nova Scotia . . .	21	23,444
New Brunswick	9	39,099

10 GEORGE V, A. 1920

STATEMENT OF PATENT OFFICE FEES FOR YEAR 1918-19.

	Notices.	Patents.	Assignments.	Certified copies.	Caveats.	Sundries.	Subscriptions.	Total.
	\$ cts.	\$ cts.	\$ cts.	\$ cts.	\$ cts.	\$ cts.	\$ cts.	\$ cts.
Totals	958 50	229,734 78	8,369 07	2,958 64	1,965 00	334 05	1,025 34	239,345 38
Refunds	46 00	3,180 55	115 60	124 51	48 00	301 55	4 14	3,814 35
Net Totals	918 50	220,554 23	8,253 47	2,834 13	1,917 00	32 50	1,021 20	235,531 03

Statement of the number of patents issued under the Patent Act, on which the fees are paid for periods of six, twelve, or eighteen years, at the option of the patentee; and of patents on which the certificates of payments of fees were attached after the issue of patents originally granted for periods of six and twelve years:—

Period for which fees were paid on first issue—	
6 years	6,027
12 "	4
18 "	12
Patents on which Certificates were attached after issue—	
6 years	1,924
12 "	68
Reissues—	
6 years	7
12 "	1
18 "	1

COMPARATIVE STATEMENT of the transactions of the Patent Office from 1908 to 1919, inclusive.

Year.	Applica- tions for Patents.	Patents and Certificates Granted.			Caveats.	Assign- ments of Patents.	Fees Received.
		Patents.	Cer- tificates	Total.			
1908	7,406	6,774	744	7,518	317	2,900	\$ cts 178,482 49
1909	7,229	6,395	827	7,222	319	2,001	176,692 05
1910	7,789	7,223	1,010	8,233	448	3,147	194,571 54
1911	8,037	7,219	1,002	8,251	406	3,256	200,161 41
1912	8,293	7,399	1,113	8,512	348	3,725	207,762 77
1913	8,681	7,502	1,199	8,701	353	3,741	218,125 02
1914	8,359	7,518	1,323	9,211	354	3,432	215,001 71
1915	7,302	6,867	1,211	8,078	391	3,391	190,028 37
1916	7,793	6,812	1,119	8,231	419	3,311	202,630 10
1917	8,751	7,520	1,599	9,119	358	3,661	227,094 09
1918	8,683	7,333	1,847	9,080	361	3,425	228,278 57
1919	9,052	6,052	2,022	8,074	349	3,690	239,345 38

* A large number of applications for patents were withheld from issue under authority of section 11 of the Orders and Regulations made and established under the War Measures Act, 1914, and to meet the request of the British and United States Patent Offices, where the publication of the patent would be detrimental to public safety or defence, or might assist the enemy. Applications for patents presented by alien enemies were also withheld from issue.

SESSIONAL PAPER No. 10

NATIONALITY OF INVENTORS OUTSIDE OF CANADA.

United States of America	4,569
Great Britain and Ireland	314
Germany	5
Australia	51
France	36
New Zealand	23
Sweden	59
Belgium	2
Italy	9
Switzerland	20
Denmark	16
Transvaal	2
Norway	24
Holland	9
Cuba	4
Japan	4
Brazil	2
Argentine Republic	6
Philippine Islands	1
Natal	1
Alaska	4
West Indies	2
Spain	1
Hawaii (U.S.A.)	4
Dutch East India	3
India	1
Uruguay	1
Chili	3
Panama (Canal Zone)	1
Total	5,177

*All patents credited to Germany are those in which the inventors, while residents of Germany, were citizens of countries which were not at war with Great Britain or her Allies, or patents which had been assigned previous to August 4, 1914, to assignees who were not alien enemies.

The total number of reports issued by the examiners during the year was 10,578, and nine patents were surrendered and reissued.

Out of the total number of patents granted by this office during the year, there were 4,569 issued to inventors or assignees resident in the United States, being 75 per cent of the whole issue.

This branch of the department continues to receive the official reports of patents from Great Britain, Australia, New Zealand, The United States, Mexico, Portugal, Italy, France, and Japan in addition to other periodicals of a scientific nature in exchange for the Canadian Patent Office Record.

There were 2,166 patents brought under the conditions of the compulsory license clause, section 41 of the Patent Act.

The number of notices under section 8 of the Patent Act was 459.

On the 6th of March, 1919, a license was granted under the Orders and Regulations respecting patents of invention made under the War Measures Act, 1914, as follows:—

Number of Patent.	Name of registered owner.	Short title.	Name and address of licensees.
126,066	Paul Priem	Magazine grinder.	J. M. Voith Company, Inc., Corporation of the state of New York, having its head office and principal place of business in the City of New York.

10 GEORGE V, A. 1920

COPYRIGHTS AND TRADE MARKS.

The work of the branch has increased steadily during the year, as shown by the amount of the fees received and the number of registrations made. A detailed statement is appended.

REGISTRATIONS.

I. Copyrights	1,291
Temporary Copyrights	50
Interim Copyrights	95
Renewals	
Assignments	36
II. Trade Marks...	919
Renewals	89
Assignments	167
III. Industrial Designs	169
Renewals	33
Assignments	46
IV. Timber Marks	121
Assignments	8
Total Registrations	3,024

FEES RECEIVED.

	Trade Marks.	Copyrights	Designs.	Timber Marks.	Assign- ments.	Copies
Total	\$43,900 89	\$1,631 63	\$1,415 00	\$216 00	\$477 70	\$331 75
Refunds	7,565 00	39 15	180 50		4 00	5 50
Net	\$36,335 89	\$1,592 48	\$1,234 50	\$216 00	\$173 70	\$326 25
Total Fees Gross					\$47,972 97	
Refunds					7,594 15	
Total Net					\$40,378 82	

THE BOARD OF GRAIN SUPERVISORS FOR CANADA.

The Board of Grain Supervisors for Canada was appointed June, 1917, under the War Measures Act, 1914, to supervise Canadian grain during the war. It consists of an honorary body of twelve members, as follows: R. Magill, Chairman, W. R. Bawlf, J. C. Gage, W. A. Matheson, James Stewart, H. W. Wood, S. K. Rathwell, W. L. Best, L. H. Clarke, F. W. Riddell, J. P. Jones, Jos. Ainey.

Prices of the 1918 Wheat Crop.

The Board of Grain Supervisors for Canada fixed the price, per bushel, of the following grades of wheat, basis in store, Fort William and Port Arthur, public terminal elevators:—

From August 26, 1918, to August 31, 1919—

No. 1 Hard	\$2 21½
No. 1 Manitoba Northern	2 24½
No. 2 " "	2 21½
No. 3 " "	2 17½
No. 1 Alberta Red Winter	2 24½
No. 2 " "	2 21½
No. 3 " "	2 17½
No. 4	2 11½
No. 5	1 99½
No. 6	1 90½

SESSIONAL PAPER No. 10

From August 26, 1918, to April 30, 1919—

No grade, Tough No. 1 Northern	\$2 18½
" " No. 2 "	2 15½
" " No. 3 "	2 09½

From September 26, 1918, to August 31, 1919—

Rejected, No. 1 Northern	\$2 14½
" No. 2 "	2 11½
" No. 3 "	2 06½
Smutty, No. 1 "	2 15½
" No. 2 "	2 11½
" No. 3 "	2 08½

The following prices were fixed for British Columbia wheat, basis in store public terminal elevator, Vancouver:—

From August 22, 1918, to August 31, 1919—

No. 1	\$2 20
No. 2	2 17
No. 3	2 13

From September 26, 1918, to August 31, 1919—

Rejected No. 1	\$2 10
" No. 2	2 07
" No. 3	2 02
Smutty No. 1	2 11
" No. 2	2 08
" No. 3	2 04
No grade, Tough No. 1	2 14
" " No. 2	2 11
" " No. 3	2 05

The following prices were fixed for Ontario wheat, basis in store Montreal:—

From August 23, 1918, to June 30, 1919—

No. 1 grade	\$2 29
No. 2 " "	2 26
No. 3 " "	2 22

A premium of five cents (5c) per bushel for winter wheat.

The following prices were fixed for Quebec wheat, basis in store Montreal:—

From September 16, 1918, to June 30, 1919—

No. 1 grade	\$2 29
No. 2 " "	2 26
No. 3 " "	2 22

A premium of five cents (5c.) per bushel for Winter wheat.

Embargoes

Various embargoes were placed in the different provinces in the West to provide for sufficient supply of good seed grain and also to provide sufficient grain for local consumption other than seed, but at this date all embargoes have been lifted, as seed and mill requirements have been provided for.

Carrying Charge Fund

In order to provide finances to pay carrying charges for street wheat purchased by Line Elevator Companies and in order to stabilize the price of flour a charge of three cents per bushel is collected by the board on all wheat actually ground into flour by Canadian mills, and three cents per bushel on all wheat exported from Canada, from September 1, 1918, to August 31, 1919. Provision was made that as far as possible these charges should be paid before the wheat was permitted to be shipped. The above charge is a reduction of one cent per bushel from last year's assessment.

The rate per bushel paid to the Elevator Companies for carrying street wheat is one-fifteenth of one cent (1/15c) per bushel per day, excepting in areas embargoed by the board, when the rate is one-thirteenth of one cent (1/13c) per bushel per day.

Carrying Charges on Wheat for Mills.

The following carrying charges are allowed by the Board to Mills, viz:—

In Eastern Canadian public or terminal elevators, including Detroit and Port Huron, one-fifteenth of one cent (1 15c) per bushel per day: provided that if the public or terminal elevator in which the said wheat is stored is used as a flour-mill elevator, the carrying charges shall be paid only on wheat held in store by the flour mill, excepting such portion of the wheat as is ordinarily required by the mill for a fortnight's grinding.

In flour mill bins or mill elevator, excepting such portion of the wheat as is ordinarily required by the mill for a fortnight's grinding, one-twentieth of one cent (1 20c) per bushel per day.

On wheat stored in winter storage boats at Eastern Bay ports one twenty-fifth of one cent (1 25c) per bushel per day.

In public terminal elevators at Fort William and Port Arthur at the rate of one-fourteenth of one cent (1 14c) per bushel per day provided that if the public or terminal elevator in which the said wheat is stored is used as a flour mill elevator, the carrying charges shall be paid only on wheat held in store and owned by the flour mill, excepting such portion of the wheat as is ordinarily required by the mill for a fortnight's grinding.

In interior government terminal elevators at Moose Jaw, Saskatoon, Calgary, and Vancouver at the rate of one-eighteenth of one cent (1 18c) per bushel per day.

In flour mill bins or mill elevator, excepting such portion of the wheat as is ordinarily required by the mill for a fortnight's grinding, one-twentieth of one cent (1 20c) per bushel per day.

Administration of the Carrying Charges.

The arrangements with the Lake Shippers' Clearance Association and the Winnipeg Grain and Produce Exchange Clearing Association for the collection and disbursement respectively of the funds of the board have been continued. The board has an audit staff, whose duties are to conduct a continuous audit of the board's affairs.

Handling of the 1918 Wheat Crop.

Under the power vested in the Board by the Order in Council, P.C. 2153, dated 5th December, 1918, under direction of the Board, the Wheat Export Company, instead of taking delivery of wheat at the terminal elevators, Fort William and Port Arthur, accepted delivery of same at the sea board, in other words under the supervision of the board the grain trade purchased the wheat on its arrival at the head of the lakes and shipped same to the seaboard, when they delivered it to the Wheat Export Company.

The grain trade also purchased the wheat at the head of the lakes and shipped it to the Canadian mills in the East as required. The matter of allocating tonnage for the carrying of the wheat from the head of the lakes was left in the hands of the Chartering Committee and a committee of the Shippers and Exporters, at whose request the board appointed a representative to deal with the situation. From September 1 to the close of navigation, 29,000,000 bushels of wheat were actually shipped east for the account of the Wheat Export Company, 25,000,000 bushels of wheat were also shipped to Eastern Canadian mills.

Since the close of navigation the Board of Grain Supervisors for Canada arranged with the various shippers and exporters of the grain trade to purchase all wheat arriving at the head of the lakes, and at the present time some twenty-three million bushels have already been purchased.

SESSIONAL PAPER No. 10

Administrative Expenses

The administrative expenses of the board are being taken care of out of the carrying charge fund; these expenses consist of:—

- (a) Members' travelling expenses when engaged in the work of the Board.
- (b) Salary of the Secretary and staff; the Audit Staff; expenses of the Lake Shippers' Clearance Association; The Winnipeg Grain & Produce Exchange Clearing Association in so far as they are performing the work of the Board, together with their incidental expenses.

The aim of the Board since the armistice was signed has been to remove all restrictions possible from the grain trade, and at present the only restrictions now in force as far as the Board of Grain Supervisors is concerned are the fixed prices as given above and the collection of the necessary charges on wheat exported and wheat ground into flour, and the distribution of the funds for carrying charges.

GOLD AND SILVER MARKING ACT.

Six years ago when the administration of the Gold and Silver Marking Act, which is more especially in charge of Inspector W. J. Ryan was taken over by the Department of Trade and Commerce, some of its clauses were obscure, and many were the interpretations by those who thought that prosecution would be difficult. The timely amendment of these clauses, and the enforcement of the Act in its entirety, had a wholesome effect on the trade as shown by the diminution of prosecutions each year.

In 1913 there were thirty convictions, and in each succeeding year there was a decrease; in 1918 there were but two convictions. The fact of there being only two convictions cannot be attributed to laxity in the enforcement of the Act, but, on the contrary, the trade throughout Canada now is thoroughly conversant with its provisions, and is satisfied that a close scrutiny is being kept to see that its requirements are complied with; and also the great difficulty the trade has had to contend with in importing gold and silver articles, made it more easy for the inspector to keep in touch with almost every article handled by the trade.

During the year there were seventy-five trade marks registered in accordance with the Act; there were also twenty assays made by the Royal Mint, and all but three were found to comply with the Act; as result, two were convicted, and the articles confiscated were sent to the mint, the mint in turn forwarding to the department a cheque for \$82.93, the value of the fine gold contained in the confiscated articles.

Apart from the assays made of gold articles, there were seventeen strippings of silver-plated ware, and in connection with these cases, which were principally knives, forks, and spoons, there was no cause for prosecution.

The department has operated at times outside the Gold and Silver Marking Act, in the prosecution of certain dealers, but only in cases where watch movements were involved, and also related to the watch case in the sale of the watch. The Gold and Silver Marking Act applies to watch cases but not to watch movements, and it has so happened that some dealers have misrepresented the watch as a whole, and as the Criminal Code of Canada distinctly specifies that a watch includes the case, it was necessary in order to protect the public to make use of the "False Trade Description Act" of the said code; but in doing so the Inspector was not obliged to go outside the Jewelry or kindred trades.

Section 14 of the Act has been strictly observed, but several of the trade, especially among the silverware manufacturers, complain of the advertising,

10 GEORGE V, A. 1920

of certain lines being guaranteed to wear for a length of time, in American publications that have a large circulation in Canada; whereas if the same advertisement appeared in a Canadian publication, it would be a contravention of the Gold and Silver Marking Act. In regard to this complaint I am unable to offer any recommendation.

The trade without any exception report the year 1918 the most successful of many recent years, and the only complaint if it may be termed as such, was that they could not meet the demand, and this was made more difficult by the shortage of skilled labour.

MAIL SUBSIDIES AND STEAMSHIP SUBVENTIONS.

The work of the Department in connection with the subsidizing of local and ocean steamship lines is dealt with in a separate report, which is issued as a supplement to the Annual Report of the Deputy Minister.

INSPECTION OF BINDER TWINE.

Mr. J. C. Waddell, Inspector of Binder Twine, calls attention to the past season as one of the most satisfactory in binder twine history. The splendid harvest meant a greater amount of acreage under cultivation, and also meant a greater amount of binder twine required for use in crop production. The twine manufacturers did their part by an increased manufacture of about 5,000 tons of their output. This was done in the face of much shortage of help, and high prices of raw material, which followed under war conditions. The unsettled condition of the Sisal markets and the transportation of fibre to the manufacturing centres were difficult problems, but the manufacturers overcame these difficulties, and gave good service by the increased amount manufactured.

During the past year Inspector Waddell inspected twine in all the principal places, factories, freight shore sheds, and warehouses throughout the provinces, and found the twine of good quality, and all the grades up to the full standard of regulations.

The amount of binder twine manufactured in the calendar year 1918 was 18,247 tons.

CRUDE PETROLEUM.

Mr. J. C. Waddell, who is also a supervisor of Crude Petroleum Bounties, states that during the calendar year 1918 there has been much activity among the oil men of western Ontario, and drilling operations have been carried on more extensively than for many years; the result has been the opening of new oil fields, the most successful being at Glencoe, Mosa township, county of Middlesex; some very large wells have been struck in this field, and the oil is of splendid quality, of about 34 gravity, similar to the Oil Springs and Bothwell oil; this field alone has produced about 109,000 barrels for the year 1918, and a total of 130,000 barrels since it was brought in as an oil district.

Tilbury oil field has also done well, having an increased production of about 15,000 barrels for the year 1918.

The annual production of crude petroleum for some years has been about 200,000 barrels per annum, and the new fields have brought the production for the year 1918 up to 288,760 barrels, or an increase of 83,000 barrels.

Appended hereto is a statement indicating the production by districts.

Respectfully submitted,

F. C. T. O'HARA,
Deputy Minister.

OTTAWA, May 1, 1919.

SESSIONAL PAPER No. 10

STATEMENT OF PRODUCTION OF CRUDE PETROLEUM FOR THE YEAR 1918 AND BOUNTY PAID

District.	Gallons.	Barrels.	Bounty paid thereon.
Petrolia and Enniskillen	2,291,356	65,467 11/35	\$34,370 23
Oil Springs	1,563,487	44,671 02/35	23,452 16
Moore Township	223,834	6,366 24/35	3,342 56
Sarnia Township	120,322	3,437 27/35	1,804 85
Plympton	14,409	411 24/35	216 11
Bothwell	1,019,060	29,116 00/35	15,285 91
Tilbury	882,971	25,227 26/35	13,244 59
Dutton	65,635	1,875 10/35	984 51
Onondaga	41,513	1,186 03/35	622 69
Pelle River	15,645	447 00/35	234 67
Mosa Township	3,814,591	108,988 11/35	57,218 86
Thamesville	54,792	1,565 17/35	821 90
Totals	10,106,615	288,760 15/35	\$151,599 04

Average price paid per barrel\$2.70½

STATEMENT OF PRODUCTION OF CRUDE PETROLEUM BY MONTHS, DISTRICTS AND BOUNTY PAID THEREON

DISTRICTS.

Month.	Districts.											
	Enniskillen and Petrolia.	Oil Springs	Moore Township.	Sarnia Township.	Plym- ton.	Bothwell.	Tilbury.	Dutton.	Onondaga.	Belle River.	Mosa Township.	Thames- ville.
	Barrels.	Barrels.	Barrels.	Barrels.	Barrels.	Barrels.	Barrels.	Barrels.	Barrels.	Barrels.	Barrels.	Barrels.
1918												
January	3,494 24 35	1,950 33 35	340 14 35	139-02 35	3,060 15 35	994 31 35	2,711 23 35
February	3,060 05 35	2,194 13 35	172 32 35	58 00 00	2,471 04 35	1,853 33 35	56 04 35	4,475 08 35	149 34 35
March	5,004 32 35	2,639 09 35	502 20 35	357 09 35	35 24 35	2,120 09 35	2,185 07 35	141 25 35	8,100 24 35	155 12 35
April	5,075 34 35	3,363 08 35	756 03 35	319 01 35	71 19 35	2,374 11 35	2,003 11 35	10,232 15 35	299 08 35
May	6,206 20 35	5,842 34 35	677 17 35	425 14 35	32 08 35	2,764 18 35	2,727 17 35	351 24 35	207 08 35	11,988 13 35	169 31 35
June	6,608 07 35	2,852 13 35	694 14 35	284 16 35	61 30 35	2,515 30 35	3,570 16 35	257 09 35	2 17 35	12,394 10 35
July	5,836 05 35	3,532 01 35	363 25 35	510 28 35	2,317 05 35	3,068 31 35	104 32 35	292 24 35	15,121 21 35	173 32 35
August	6,084 24 35	4,194 03 35	262 24 35	428 01 35	48 24 35	2,429 22 35	1,808 04 35	352 34 35	101 13 35	11,232 32 35	153 22 35
September	6,244 27 35	3,369 20 35	328 31 35	87 30 35	97 12 35	2,248 32 35	1,536 33 35	144 28 35	136 04 35	12,273 06 35	165 01 35
October	5,855 34 35	3,830 03 35	901 03 35	195 26 35	15 19 35	2,745 00 35	2,763 24 35	284 20 35	6,364 09 35	154 21 35
November	5,367 04 35	4,096 20 35	492 13 35	428 20 35	48 28 35	1,435 27 35	1,763 14 35	522 33 35	45 18 35	7,291 33 35	143 31 35
December	5,828 05 35	3,865 20 35	574 03 35	203 20 35	2,633 02 35	1,009 15 35	6,801 27 35
	65,467 11 35	44,671 02 35	6,366 24 35	3,437 27 35	411 24 35	29,116 00 35	25,227 26 35	1,875 10 35	1,186 03 35	447	108,988 11 35	1,565 17 35

DOMINION OF CANADA

REPORT

RELATING TO

MAIL SUBSIDIES AND STEAMSHIP SUBVENTIONS

AS CONTROLLED BY THE

DEPARTMENT OF TRADE AND COMMERCE

FOR THE

Fiscal Year ending March 31, 1919, with Traffic Returns, etc., to
December 31, 1919.

This Report is published as a Supplement to the Annual Report of the Deputy Minister,
and was formerly published as Part VI of the Annual Report of the Department.

PRINTED BY ORDER OF PARLIAMENT



OTTAWA
J. DE LABROQUERIE TACHÉ,
PRINTER TO THE KING'S MOST EXCELLENT MAJESTY
1920

EXPLANATION OF ESTIMATES for the year ending March 31, 1921, as compared with those for the year ending March 31, 1920, with statements of services rendered and expenditures to December 31, 1919, on account of Mail Subsidies and Steamship Subventions.

XVII.—MAIL SUBSIDIES AND STEAMSHIP SUBVENTIONS.

Amount to be voted, \$1,294,300.66.

Page No.	Vote No.		1919-20.	1920-21.
		ATLANTIC OCEAN.	\$ cts.	\$ cts.
5	158	Canadian Atlantic ports and Australia and New Zealand....	140,000 00	140,000 00
7		Canada and Great Britain.....	1,000,000 00	
10	159	Canada and Newfoundland.....	70,000 00	35,000 00
12	160	Canada, the West Indies and South America.....	340,666 66	340,666 66
15	161	Canada and South Africa.....	146,000 00	146,000 00
		PACIFIC OCEAN.		
19	162	Canada, Australia or New Zealand, or both (Pacific).....	180,509 00	130,509 00
22	163	Canada, China and Japan.....	253,333 34	200,000 00
24	164	Prince Rupert and Queen Charlotte Islands.....	21,000 00	21,000 00
26	165	Victoria and San Francisco.....	3,000 00	3,000 00
27	166	Victoria, Vancouver and Skagway.....	12,500 00	12,500 00
29	167	Victoria and West Coast Vancouver Island.....	5,000 00	5,000 00
31	168	Vancouver and Northern ports of British Columbia.....	16,800 00	16,800 00
33	169	Vancouver and ports on Howe Sound.....	3,334 00	5,000 00
		LOCAL SERVICES.		
35	170	Baddeck and Iona.....	6,825 00	6,825 00
36	171	Charlottetown, Victoria and Holliday's Wharf.....	2,500 00	2,500 00
37		Froude's Point and Lockeport, N.S.....	1,000 00	
39	172	Grand Manan and the mainland.....	12,500 00	12,500 00
40	173	Halifax and New and Guysboro.....	5,000 00	5,000 00
42	174	Halifax and Newfoundland via Cape Breton ports.....	10,000 00	5,000 00
43	175	Halifax, and La Have River.....	4,000 00	4,000 00
45	176	Halifax and Spry Bay.....	4,000 00	4,000 00
46	177	Halifax, South Cape Breton and Bras d'Or Lakes.....	6,000 00	6,000 00
48	178	Halifax and West Coast Cape Breton.....	4,000 00	4,000 00
49		Halifax and Sherbrooke.....	2,000 00	
51	179	Mulgrave and Ganso.....	9,500 00	9,500 00
52	180	Mulgrave and Guysboro.....	7,500 00	7,500 00
53	181	Newcastle, Neguac and Escuminac, Miramichi River and Bay.....	3,000 00	3,000 00
55	182	Pelee Island and the Mainland.....	8,000 00	8,000 00
58	183	Petit de Grat and I.C.R. terminus at Mulgrave.....	7,000 00	7,000 00
59	184	Pictou, Montague, Murray Harbour and Georgetown.....	6,000 00	6,000 00
60		Pictou, New Glasgow, Antigonish County and Mulgrave.....	1,500 00	
62	185	Pictou, Mulgrave and Cheticamp.....	7,500 00	7,500 00
63	186	Port Mulgrave, St. Peter's, Irish Cove and Marble Mountain.....	6,500 00	6,500 00
65	187	Quebec, Montreal, and the North and South Shores of the Gulf of St. Lawrence, and Prince Edward Island, Nova Scotia, and the Magdalen Islands.....	70,000 00	70,000 00
69	188	St. John and St. Andrew's, N.B.....	4,000 00	4,000 00
70	189	St. John and Bridgetown.....	2,500 00	2,000 00
72	190	St. John and Digby.....	20,000 00	10,000 00
73	191	St. John, Digby, Annapolis and Granville.....	2,000 00	2,000 00
74	192	St. John, Bay of Fundy and Minas Basin.....	8,000 00	5,000 00
77	193	St. John, Westport and Yarmouth.....	10,000 00	10,000 00
78	194	Sydney and Bay St. Lawrence.....	6,000 00	9,000 00
80	195	Sydney and Whyecocomagh.....	4,000 00	4,000 00

EXPLANATION OF ESTIMATES for the year ending March 31, 1921—*Concluded.*

Page No.	Vote No.		1919-20.	1920-21.
		LOCAL SERVICES— <i>Concluded.</i>	\$ cts.	\$ cts.
81.	196	Sydney, Bras d'Or Lake ports and East and West Coasts of Cape Breton	14,000 00	14,000 00
83	197	Expenses of supervision	3,500 00	4,000 00
		Other appropriations for 1919-20, not required for 1920-21	57,386 67	
			2,507,854 67	1,294,300 66
		AUTHORIZED BY STATUTE.		
		Canada, China and Japan (1-2 Geo. V, Chap. 25).	121,666 66	121,666 66
			2,629,521 33	1,415,967 32

SESSIONAL PAPER No. 10a

ATLANTIC OCEAN SERVICES

CANADIAN ATLANTIC PORTS AND AUSTRALIA AND NEW ZEALAND.

NEW ZEALAND SHIPPING CO., LTD.

Contract No. 46.

T. & C. File No. 23488.

Vote 158.—Canadian Atlantic ports and Australia and New Zealand, steam service between—

1919-20.	\$140,000
1920-21.	140,000

Contractors.—New Zealand Shipping Co., Ltd., of London, England. (Canadian address: 213 Board of Trade building, Montreal, Que.)

Contract Dated.—May 5, 1919.

Duration of Contract.—Opening of navigation, 1919, until March 31, 1920.

Service.—Monthly. This is an outward service only, and these steamers do not return to Canada directly.

Ports of Call.—(a) During the season of open navigation on the St. Lawrence, from Montreal to the ports, or any two of the ports, of Auckland, Wellington, Lyttleton and Dunedin, N.Z., and the ports of Melbourne and Sydney, Aus., calling at such other ports in New Zealand or Australia as the contractors may desire.

(b) During the season of closed navigation on the St. Lawrence, from St. John, N.B., calling at Halifax, and thence proceeding to the ports in New Zealand and Australia mentioned in paragraph (a).

Speed and Capacity Required.—10 knots, each ship to be capable of carrying 7,500 tons at 40 cubic feet to the ton.

Subsidy.—\$140,000 per annum, payable at the rate of \$11,666.66 for each trip.

Cold storage.—Steamers to be fitted with reasonable cold storage accommodation should occasion warrant.

Deduction for Short Cargo.—An average cargo of 5,000 tons on each monthly trip is to be carried throughout the year; and \$2 is to be deducted from the subsidy at the end of each year for every ton short of the total measurement or weight which should have been carried upon such number of sailings as may have been performed, based upon the said 5,000 tons per voyage.

Mails.—To be carried free.

Trade Commissioners.—To be carried free.

Government Railway Clause.—Included.

DISTANCES.

	Miles.
St. John to Melbourne.	12,435
Halifax to Melbourne.	12,250
Montreal to Melbourne.	12,895
Melbourne to Sydney.	575
Sydney to Auckland.	1,275
Auckland to Wellington.	555
Wellington to Lyttleton.	175
Lyttleton to Dunedin.	181
Distance between terminal ports—Summer.	15,656
Winter.	15,303

10 GEORGE V. A. 1920

DESCRIPTIONS OF VESSELS EMPLOYED.

Name.	Dimensions.			Tonnage.			Passenger accommodation.	Refrigerator space.	N. H. P.	Speed.	Built			
	Length.	Breadth.	Depth.	Net.	Gross.	Capacity.					At	In	Of.	
Middleham Castle.	Ft. 380	Ft. 50	Ft. 26-9	2,900	4,534	7,038	Nil	Cu. ft Nil.	425	Knots 10	Port	Glas- gow	1910	Steel
Cutie.	475-9	55-2	35-8	5,444	8,249	10,600	Nil.	133,600	375	11	Belfast	1895	Steel.	
Rony.	400	34	32-2	3,784	6,205	9,300	Nil.	Nil.	495	10½	Middles- bro	1918	Steel	
Waipara.	420-6	54	28-6	5,165	6,994	8,660	Nil	339,784	518	11	Newcastle	1904	Steel	
Wangaratta.	350	58-4	37-1	4,698	7,897	10,150	Nil	360,110	369	11	Belfast	1919	Steel.	
Kaikoura.	460	58-2	30-9	5,671	8,697	10,738	Nil	288,929	918	12	Clydebank	1903	Steel	
Whakatane.	420	34	25-7	5,438	7,022	8,500	Nil.	221,000	491	10½	Newcastle	1900	Steel.	

TRAFFIC RETURNS.

Calendar Year.	No. of Round Trips run.	Passengers Carried.	Freight Carried (Outwards).		Live Stock.	Mails.	Subsidy Paid.
			Weight	Measure- ment.			
1910	8	Nil.	Tons. 11,458	Tons. 45,014	Nil.	Nil.	\$ cts. 80,000 00
1911	12	1	12,304	75,640	Nil.	Nil.	120,000 00
1912	12	15	18,011	75,201	10	Nil.	120,000 00
1913	12	3	10,901	69,792	24	Nil.	121,666 66
1914	12	Nil.	44,245	74,569	Nil.	Nil.	140,000 00
1915	10	1	29,024	64,234	Nil.	Nil.	116,666 66
1916	7	Nil.	19,738	46,820	Nil.	Nil.	81,666 62
1917	5	Nil.	11,882	37,704	Nil.	Nil.	58,333 30
1918	No subsidized service was performed.						
1919	7	Nil.	13,042	35,146	Nil.	Nil.	81,666 62

No Inward passengers or cargo are carried.

ORIGIN, QUANTITY AND VALUE OF CARGO EXPORTED FROM CANADA.

Calendar Year.	Canadian Origin.			United States Origin.			West Indian and Newfoundland Origin.			Total.		
	Tons Weight.	Tons Measure- ment.	Value.	Tons Weight.	Tons Measure- ment.	Value.	Tons Weight.	Tons Measure- ment.	Value.	Tons Weight.	Tons Measure- ment.	Value.
1912	2,791	71,232	\$ 2,970,284	15,097	3,966	\$ 881,859	148	3	\$ 37,617	18,016	75,201	\$ 3,889,760
1913	4,170	59,515	3,364,605	6,661	10,200	1,150,674	70	77	40,888	10,901	69,792	4,556,167
1914	44,097	68,265	4,621,301	96	6,287	960,713	52	17	26,435	44,245	74,569	5,608,449
1915	28,184	60,133	4,591,310	634	4,053	698,363	206	48	130,555	29,024	64,234	5,420,228
1916	19,125	33,350	3,668,729	371	13,461	2,019,011	242	9	118,436	19,738	46,820	5,806,186
1917	10,719	32,246	3,783,909	885	5,405	727,185	278	53	113,762	11,882	37,704	4,624,847
1918	No subsidized service was performed.											
1919	12,926	30,709	6,823,961	39	4,414	842,487	77	23	45,210	13,042	35,146	7,711,658

SESSIONAL PAPER No. 10a

PRINCIPAL ARTICLES EXPORTED.

Of Canadian Origin.—Nails and staples, pig iron, steel sheets, plaster, insulated cable, enamelware, automobiles and parts thereof, calcium carbide, chairs, newsprint paper, wall paper, wrapping paper other paper, sole leather, agricultural implements, rubber goods, iron pipe, hardware, clothes pins, seed, fruit jars, corsets, cereal foods, wire, pianos, asbestos fibre, paint and varnish.

Of United States Origin.—Automobiles and parts thereof, organs, wallboard, wrapping paper, tractors, motor cycles, pianos and batteries.

Of West Indian Origin.—Cocoa, pimento, ginger and lime juice.

CANADA AND GREAT BRITAIN.

Contract No. 1.
T. & C. File 22592.

THE WHITE STAR-DOMINION LINE.

THE CANADIAN PACIFIC OCEAN SERVICES, LTD.

THE CUNARD LINE.

THE ANCHOR-DONALDSON LINE.

Vote.—Canada and Great Britain, ocean and mail service between—

1919-20.	1,000,000
1920-21.	No subsidy voted.

Contractors.—The Canadian Pacific Ocean Services, Limited, Montreal, Que.

Contract dated.—December 13, 1916.

Duration of contract.—From the close of navigation on the St. Lawrence, 1916, until the opening of navigation in 1917.

Owing to the uncertain shipping conditions occasioned by the war, this contract was not renewed, but the service was continued under authority of Orders in Council until March 31, 1920, when it was taken over by the Post Office Department. During the 1919 season of St. Lawrence navigation, and the winter of 1919-20, payment for the carriage of mails, eastbound only, was made at the rate of 50 cents for each cubic foot of mails carried, for such sailings from Canada as were utilized by the Post Office Department.

Ports of call.—

1. In Canada—Quebec or Montreal in summer, and St. John or Halifax in winter, at the option of the contractors.
2. In Great Britain—Liverpool; though the ports of Glasgow or London may be substituted.

Subsidy.—50 cents per cubic foot for the actual quantity of mails carried east-bound only.

DISTANCES.

	Miles.
Montreal to Quebec.	139
Quebec to Rimouski.	183
Rimouski to Liverpool (via Belle Isle).	2,438
Rimouski to Liverpool (via Cape Race).	2,628
St. John to Halifax.	292
Halifax to Liverpool.	2,595

10 GEORGE V, A. 1920

DESCRIPTION OF VESSELS EMPLOYED.

Name.	Dimensions.			Tonnage.			Passenger Accommodation.			Refrigerator Space.	N. H. P.	Speed.	Built.		
	Length.	Breadth.	Depth.	Net.	Gross.	Capacity.	1st Class.	2nd Class.	3rd Class.				At	In	Of
Missanabie.....	500-6	64-2	37-9	7,727	12,469	8,000	Nil.	520	1200	46,070	725	15½	Whiteinch	1914	Steel.
Metagama.....	500-6	64-2	37-9	7,727	12,469	8,000	Nil.	520	1200	46,070	725	15½	Whiteinch	1914	Steel.
Corsican.....	500-3	61-2	38-0	7,272	11,419	6,000	150	300	1300	24,270	1440	15	Whiteinch	1907	Steel.
Grampian.....	485-7	60-2	38-1	7,033	10,947	6,100	150	250	1000	23,320	1262	15	Linthouse	1907	Steel.
Pretorian.....	436-9	53-1	29-7	4,855	7,654	7,500				7,326	799	13	Hartlepool	1901	Steel.
Scandinavian.....	550-3	59-3	43-9	7,730	12,099	8,158	Nil.	500	720	19,688	1313	16	Belfast	1898	Steel.
Scotian.....	515-3	59-8	23-8	6,442	10,322	4,856	Nil.	406	1012	20,715	1126	15	Belfast	1898	Steel.
Melita.....	520-0	67-2	25-4	8,526	13,967						1459	16½	Belfast	1917	Steel.
Minnedosa.....	546-0	67-0	25-4	8,521	13,972						1495	16½	Glasgow	1918	Steel.
Empress of France.....	571-4	72-4	26-0	10,747	18,481						2000		Dalmuir	1913	Steel.
Canada.....	514-0	58-0	35-0	5,982	9,415	6,016	Nil.	512	1087	29,325	873	15	Belfast	1896	Steel.
Megantic.....	550-4	67-3	41-2	9,183	14,878	8,790	360	472	1070	27,260	1677	16½	Belfast	1909	Steel.

TRAFFIC RETURNS.

Calendar Year.	No. of round trips run	Number of Passengers Carried.	Tons of Freight Carried.	Live stock	Mails.	Subsidy Paid.
1907		60,395	162,489		Not stated.	\$ cts. 555,432 47
1908		78,117	235,426		Lock Bags.	578,447 12
1909		72,787	282,859	738	Tied Sacks.	582,713 58
1910		86,920	256,542			584,233 60
1911		88,645	257,509	Nil.		560,225 50
1912		98,260	312,867			549,168 44
1913		117,313	610,348			855,721 00
1914		107,117	439,325	Nil.		724,147 90
1915		59½	91,940	Nil.		449,685 01
1916		55	73,565	Nil.		264,910 88
1917		56½	54,143	Nil.		450,608 71
1918		49	50,577	138		574,928 61
1919 (Eastbound only)		47	39,906	Nil.		332,556 16

SESSIONAL PAPER No. 10a

ORIGIN, QUANTITY AND VALUE OF CARGO EXPORTED FROM CANADA.

By	Canadian Origin.			United States Origin.			Total.		
	Tons Weight	Tons Measurement	Value.	Tons Weight	Tons Measurement.	Value.	Tons Weight	Tons Measurement.	Value.
1912 Allan steamers	43,709	46,446	\$ 7,309,626	16,992	14,330	\$ 4,016,411	60,701	60,776	\$ 11,326,037
C.P.R. steamers	25,061	13,190	2,868,971	18,454	26	5,005,707	43,515	13,216	7,873,778
Total	68,770	59,636	10,177,697	35,446	14,356	9,022,118	104,216	73,992	19,199,815
1913 Allan steamers	123,187	43,547	12,341,602	15,712	4,541	3,865,260	138,899	48,088	16,206,862
C.P.R. steamers	40,905	14,954	5,131,824	16,115	66	3,863,253	57,020	15,020	8,995,077
C.N. steamers	7,983	435	2,154,130	2,973	Nil.	837,417	7 10,956	435	2,991,547
Oceanic S.N. Co. steamers	67,998	2,585	5,905,072	15,462	33	1,733,976	83,460	2,618	7,639,048
Total	240,073	61,521	25,532,628	50,262	4,640	10,299,906	290,335	66,161	35,832,534
Allan steamers	97,459	27,660	10,241,329	12,696	905	3,238,993	110,155	28,565	13,480,3—
C.P.R. steamers	33,129	1,954	5,752,587	9,925	479	2,473,813	43,054	2,433	8,226,400
1914 C.N. steamers	8,727	315	1,795,697	1,616	Nil.	621,913	10,343	315	2,147,610
Oceanic S.N. Co. steamers	32,471	3,857	4,149,418	6,297	823	1,689,117	38,768	4,680	5,838,535
Total	171,786	33,786	21,939,031	30,534	2,207	8,023,836	202,320	35,993	29,962,867
Allan steamers	74,916	14,678	15,339,859	29,739	3,264	10,382,211	104,655	17,942	25,722,070
C.P.R. steamers	42,480	7,940	15,007,914	34,821	1,065	14,096,136	77,301	9,005	29,104,050
1915 Oceanic S.N. Co. steamers	9,973	3,894	1,671,230	5,993	67	2,035,832	15,966	3,961	3,707,062
Total	127,369	26,512	32,019,003	70,553	4,396	26,514,179	197,922	30,908	58,533,182
*Allan steamers	17,271	1,420	3,475,035	6,263	—	2,187,546	23,554	1,420	5,662,581
1916 C.P.R.	109,232	10,063	29,841,059	44,739	1,833	15,605,858	153,971	11,896	45,446,917
Oceanic S.N. Co. steamers	7,161	483	1,367,576	1,949	61	1,251,979	9,110	544	2,619,555
Total	133,664	11,966	34,683,670	52,951	1,894	19,045,383	186,615	13,860	53,729,053
1917 C. P. Ocean Serv. Ltd.	170,446	12,085	51,131,721	20,102	1,738	7,256,102	190,548	13,823	58,387,823
White Star Dominion Line	41,383	2,638	9,286,809	3,767	344	1,685,062	45,150	2,982	10,971,871
Cunard Line	—	Statistics	not available.	—	—	—	—	—	—
Total	211,829	14,723	60,418,530	23,869	2,082	8,941,164	235,698	16,805	69,359,694
1918 C.P.O.S.	67,041	16,715	18,087,935	19,762	334	8,388,047	86,803	17,049	26,475,982
White Star Dominion	39,833	1,550	11,064,885	9,399	371	6,347,353	49,232	1,921	17,412,238
Total	106,874	18,265	29,152,820	29,161	705	14,735,400	136,035	18,970	43,888,220
1919 C.P.O.S.	116,346	9,480	43,781,458	35,201	2,197	15,474,171	151,547	11,677	59,255,629
White Star Dominion	16,120	929	4,204,775	1,783	97	1,084,067	17,903	1,026	5,288,842
Total	132,466	10,409	47,986,233	36,984	2,294	16,558,238	169,450	12,703	64,544,471

*To April 30.

PRINCIPAL ARTICLES EXPORTED.

BY C. P. OCEAN SERVICES, LTD.

Of Canadian Origin.—Asbestos, copper-nickel matte, silver ore, silver ingots, aluminum ingots, lumber, meats, leather, cheese, wheat, flour, oatmeal, apples, zinc dross, sal ammoniac skimmings, raw furs, scrap brass, pulpboard, wool, salmon, rags, bacon, hay, organs and parts thereof, agricultural implements, acetate of lime and linseed cake.

Of United States Origin.—Meats, lard, cereal foods, evaporated plums, doors, wheelbarrows, canned crabs, provisions, washboards and dressed poultry.

BY WHITE STAR, DOMINION LINE.

Of Canadian Origin.—Silver ingots, raw furs, wheat, flaxseed, cheese, frozen salmon, lumber, oatmeal, rolled oats, flour, bacon and ham, organs, rags, leather, oil cake meal, paper, fruit, hay, and wood handles.

Of United States Origin.—Meats and lard.

CANADA AND NEWFOUNDLAND.

THE REID NEWFOUNDLAND COMPANY, LTD.

Contract No. 60.

T. & C. File No. 23660.

Vote 159.—Canada and Newfoundland.—Steam service or services between—

1919-20.	\$70,000
1920-21.	35,000

Contractors.—The Reid Newfoundland Company, Ltd., of St. John's, Nfld.

Contract Dated.—May 23, 1919.

Duration of Contract.—April 1, 1919, to March 31, 1920.

Service.—One complete round trip each day, except Sunday, between North Sydney and Port aux Basques.

Should Port aux Basques or North Sydney be blocked with ice at any time, the service may during such period, at the option of the Contractors, be performed to Placentia, Nfld., and Louisburg, N.S., respectively.

Ports of Call.—North Sydney (or Louisburg), N.S., and Port aux Basques (or Placentia), Nfld.

Speed required.—Not stated.

Subsidy.—At the rate of \$70,000 per annum, payable quarterly, on June 30, September 30, December 31 and March 31.

Mails.—To be carried free.

Canadian Trade Commissioners.—To be carried free.

Government Wharves.—Steamers are required to call at Government wharves whenever possible.

DISTANCES.

	Miles.
North Sydney to Port aux Basques.	101
Louisburg to Placentia.	250
North Sydney to St. John's.	300

DESCRIPTION OF VESSELS EMPLOYED.

Name.	Dimensions.			Tonnage.			Passenger Accommodation.			Refrigerator space.	N. H. P.	Speed.	Built.		
	Length.	Breadth.	Depth.	Net.	Gross.	Capacity.	1st Class.	2nd Class.	3rd Class.				At	In	Of
Kyle	Ft. 220	Ft. 32.3	Ft. 18.3	548	1,055		68	160	...	c.ft. Nil	263	12	Newcastle.	1913	Steel.
Suzona	175	28.3	20.3	420	808	327	40	77	...	Nil	136	11	Dundee.	1914	Steel.
Glencoe	208	30.1	16.7	336	767		42	125	...	Nil	185	13	Pointhouse.	1899	Steel.

SESSIONAL PAPER No. 10a

TRAFFIC RETURNS.

No service was run during 1907.

Calendar Year.	No of round trips run.	Passengers Carried.		Tons Freight Carried.	Live Stock.	Mails.		Subsidy Paid.
		First Class.	Second Class.			Scaled Bags.	Tied Sacks.	
1908	153	5,351	9,223	10,176	704	2,112	11,796	\$ 12,272 00
1909	150	7,981	13,141	9,886	449	1,927	14,037	9,646 50
1910	155	6,427	12,994	15,507	1,203	1,896	14,872	9,993 00
1911	159	6,765	11,178	16,538	1,635	1,704	12,633	9,006 50
1912	222	9,212	13,686	14,751	1,674	3,344	16,036	31,874 90
1913	275	7,620	11,488	22,125	1,996	3,498	21,374	58,829 36
1914	289	6,267	8,925	22,035	735	3,462	23,365	64,683 02
1915	216½	5,373	9,160	24,087	539	2,654	17,154	48,418 06
1916	284	7,056	13,596	32,635	1,729	3,309	22,739	63,625 58
1917	270	7,894	12,441	41,209	1,685	2,921	22,438	55,382 80
1918	255½	10,185	8,421	27,646	3,924	3,300	20,983	57,140 02
1919	254½*	In 6,765 Out 6,665	3,348 3,875	15,077 2,633	5,343 20	1,450 1,510	15,231 7,565	55,808 18
Total		13,430	7,223	17,710	5,363	2,960	22,796	

*Into St. John's, Nfld.

ORIGIN, QUANTITY AND VALUE OF CARGO EXPORTED FROM CANADA.

(Including Live Stock.)

Calendar Year.	Canadian Origin.			United States Origin.			Total.		
	Tons weight.	Tons measurement.	Value.	Tons weight.	Tons measurement.	Value.	Tons weight.	Tons measurement.	Value.
1912	12,224	Nil.	\$ 894,220	1,821	Nil.	\$ 317,936	14,046	Nil.	1,212,156
1913	17,372	Nil.	981,369	3,694	Nil.	288,222	21,066	Nil.	1,269,591
1914	13,286	Nil.	858,605	7,651	Nil.	587,196	20,937	Nil.	1,445,801
1915	16,510	Nil.	1,108,876	6,491	Nil.	643,885	23,001	Nil.	1,752,761
1916	16,692	Nil.	1,559,228	9,534	Nil.	1,280,032	26,226	Nil.	2,839,260
1917	26,838	Nil.	4,165,668	13,192	Nil.	2,585,724	40,030	Nil.	6,751,392
1918	15,626	Nil.	2,392,697	7,081	Nil.	2,182,497	22,707	Nil.	4,575,194
1919	12,669	Nil.	1,911,162	2,408	Nil.	395,107	15,077	Nil.	2,806,269

PRINCIPAL ARTICLES EXPORTED.

Of Canadian Origin.—Flour, oats, hay, bran, feed, potatoes, live stock, beef, pork, fresh meal, condensed milk, machinery, lard, yeast cake, pig iron, roofing and cement.

Of United States Origin.—Flour, meal, oats, dried fruit, pork, beef, leather, oil, organs, soap, beans, rice, roofing, tobacco, sugar and machinery.

10 GEORGE V, A. 1920

CANADA, THE WEST INDIES AND SOUTH AMERICA.

THE ROYAL MAIL STEAM PACKET COMPANY.

Contract No. 9.

T. & C. File No. 24215.

Vote 160.—Canada and the West Indies or South America, or both, steam service between—

1919-20..	\$340,666 66
1920-21..	340,666 66

Contractors.—The Royal Mail Steam Packet Company, of London, England.

(Canadian representative: John Allsop, 59 Granville St., Halifax, N.S.)

(Freight and passenger agents: Pickford and Black, Halifax, N.S.)

Contract Dated.—September 11, 1919.

Duration of Contract.—November 1, 1919, to October 31, 1920.

Service and Ports of Call.—Commencing from St. John, N.B., sailing thence to Halifax, N.S., and sailing thence to Georgetown, British Guiana, every fourteen days:—

Calling at the following islands: Bermuda, St. Kitts, Antigua, Montserrat, Dominica, St. Lucia, St. Vincent, Grenada, Barbados, and Trinidad, and returning from Georgetown to St. John, calling at all the aforesaid islands, in reversed order.

This itinerary may be subject to any change which may be mutually agreed upon between the minister and the contractors.

Speed required.—11 knots.

Subsidy.—£70,000 (\$340,666.66) per annum, based on payments of £2,692 6s. 2d. (\$13,102.56) for each complete round voyage, payable on the last day of each month.

Canadian Trade Commissioners.—To be carried free.

Mails.—To be carried free.

Government Railway Clause.—Included.

Freight charges from St. John to Halifax.—The contractors are required, at their own expense, when so required by consignors, to pay the freight charges by rail from St. John to Halifax on butter, cheese, and fruit intended for shipment by the contractors' steamships.

Delay at Ports.—The contractors must make every reasonable effort to avoid undue delay at Canadian or West Indian ports.

Development of Trade.—The contractors must use their utmost endeavour to develop the cargo and passenger trade between Canada and the British West Indies by means of reasonable advertising and regular solicitation through agents.

Through rates of Freight.—The contractors must use their best endeavours to arrange through rates of freight between inland points in Canada and the various ports of call referred to in this contract in the British West Indies and Central and South America.

Transfer by connecting lines.—As the design of this agreement is to give regular fortnightly communication both ways to all the ports previously mentioned, arrangements must be made for the transport of freight and passengers on all voyages south bound and north bound by transfer to the lines of the contractors' steamers conducting the insular service from and to Trinidad, and at the rates obtaining for the direct service.

SESSIONAL PAPER No. 10a

No discrimination.—No discrimination of any kind as regards freight and passenger rates may be made in favour of any merchant, shipper or importer in any one of the British colonies referred to herein, as against any other merchant, shipper or importer in the same colony.

Through Bills of Lading.—Through bills of lading must be issued from any Canadian point of shipment to any port in Central or South America, which is a regular port of call for any of the steamships employed or controlled by the contractors on other services, and which make regular connections with the service herein contracted for.

DISTANCES.

	Miles.
St. John to Halifax	288
Halifax to Bermuda	764
Bermuda to St. Kitts	942
St. Kitts to Antigua	60
Antigua to Montserrat	35
Montserrat to Dominica	97
Dominica to St. Lucia	81
St. Lucia to St. Vincent	59
St. Vincent to Barbados	96
Barbados to Grenada	147
Grenada to Trinidad	96
Trinidad to Demerara	374
	3,039

DESCRIPTION OF VESSELS EMPLOYED.

Name.	Dimensions.			Tonnage.			Passenger Accommodation.			Refrigerator space.	N. H. P.	Speed, knots.	Built.		
	Length.	Breadth.	Depth.	Net.	Gross.	Capacity.	1st Class.	2nd Class.	3rd Class.				At	In.	Of.
Chignecto	Ft. 400.5	Ft. 47.2	Ft. 31.1	2,999	4,744	5,567	41	60	90	C.ft. 4988	418	11	Belfast	1893	Steel.
Chaleur	400.5	47.2	31.1	2,994	4,746	5,574	41	60	90	5288	418	11	Belfast	1893	Steel.
Caraquet	400.5	47.3	31.1	2,975	4,889	5,129	40	72	80	5565	418	11	Belfast	1894	Steel.
Chaudière	370	45.9	25	2,499	4,019	4,726	50	64	76	900	584	12	Middleboro	1899	Steel.

TRAFFIC RETURNS.

Calendar Year.	No. of round trips run.	Number of Passengers Carried.			Tons of Freight Carried.		Live Stock.	Mails.		Subsidy Paid.	
		1st Class.	2nd Class.	3rd Class.	Tons Weight	Tons Measurement.		Lock Bags	Tied Sacks		
1907	30	6,510			119,787		Not stated.	Not stated.		\$ cts. 63,510 00	
1908	30	1,558	1,065	1,738	36,113	79,154	86	52	3,833	65,700 00	
1909	30	1,573	987	1,993	63,129	54,953	1,100	246	3,805	65,700 00	
1910	30	1,595	1,170	2,748	66,474	82,800	390	463	3,225	65,700 00	
1911	29	1,044	857	1,346	69,927	76,398	151	209	2,543	65,700 00	
1912	30	1,090	1,269	1,048	65,552	86,253	106	168	2,568	87,613 86	
1913	28½	887	827	1,016	52,313	70,209	44	144	2,396	131,737 12	
1914	26	1,080	465	1,742	52,320	90,398	48	705	1,627	330,897 33	
1915	26	959	786	2,727	78,414	94,781	34	518	3,472	340,666 56	
1916	26	1,459	461	3,948	100,883	127,631	31	1,690	3,146	340,666 66	
1917	25	1,253	422	2,256	94,042	99,504	32	3,421	1,970	334,115 38	
1918	16	1,344	389	1,064	70,691	72,370	86	2,710	1,255	209,640 96	
1919	26	In Out	1,665 1,486	572 527	1,409 460	86,521 4,398	3,376 106,937	2 160	1,069 1,109	2,056 2,036	340,666 56
Total		3,151	1,099	1,869	90,922	110,313	162	2,178	4,092		

From 1907 to Nov. 23, 1913, this service was performed by Messrs. Pickford and Black, of Halifax, N.S.

Two sailings from Canada were made by the Royal Mail Steam Packet Company's steamers in December, 1913. Their traffic returns are included in the figures given above for 1913.

SESSIONAL PAPER No. 10a

ORIGIN, QUANTITY, AND VALUE OF CARGO EXPORTED FROM CANADA
(Including Live Stock).

Calendar Year.	From.	Canadian Origin.			United States Origin.			Total.		
		Tons. Weights	Tons. Measurement.	Value.	Tons. Weight.	Tons. Measurement.	Value.	Tons. Weight	Tons. Measurement.	Value.
				\$			\$			\$
1912...	St. John	1,377½	20,099½	383,536				1,377½	20,099½	383,536
	Halifax ..	5,044¼	62,147½	1,941,990				5,044¼	62,147½	1,941,990
Total		6,422½	82,247¼	2,325,526	Nil.	Nil.	Nil.	6,422½	82,247¼	2,325,526
1913...	St. John	2,137	13,038	259,381				2,137	13,038	259,381
	Halifax ..	5,786	56,819	1,800,169				5,786	56,819	1,800,169
Total..		7,923	69,857	2,059,550	Nil.	Nil.	Nil.	7,923	69,857	2,059,550
1914...	St. John	1,557	15,120	234,008				1,557	15,120	234,008
	Halifax ..	2,951	75,254	2,384,256				2,951	75,254	2,384,256
Total..		4,508	90,374	2,618,264	Nil.	Nil.	Nil.	4,508	90,374	2,618,264
1915...	St. John	2,031	12,362	301,659				2,031	12,362	301,659
	Halifax ..	3,621	82,419	3,206,176				3,621	82,419	3,206,176
Total..		5,652	94,781	3,507,835	Nil.	Nil.	Nil.	5,652	94,781	3,507,835
1916...	St. John	1,781	15,899	425,664				1,781	15,899	425,664
	Halifax ..	2,812	96,907	4,272,628				2,812	96,907	4,272,628
Total..		4,593	112,806	4,698,292	Nil.	Nil.	Nil.	4,593	112,806	4,698,292
1917...	St. John	1,460	14,570	532,012				1,460	14,570	532,012
	Halifax ..	5,071	89,820	5,726,139				5,071	89,820	5,726,139
Total ..		6,531	104,390	6,258,151				6,531	104,390	6,258,151
1918...	St. John	3,789	36,113	3,065,587				3,789	36,113	3,065,587
	Halifax ..	2,295	36,257	3,194,007				2,295	36,257	3,194,007
Total ..		6,084	72,370	6,259,594	Nil.	Nil.	Nil.	6,084	72,370	6,259,594
1919. . .	St. John	829	19,378	1,276,582				829	19,378	1,276,582
	Halifax ..	3,569	87,559	6,836,810				3,569	87,559	6,836,810
Total ..		4,398	106,937	8,113,392	Nil.	Nil.	Nil.	4,398	106,937	8,113,392

PRINCIPAL ARTICLES EXPORTED FROM CANADA.

All of Canadian Origin.—Fish, canned goods, flour, feed, meal, oilmeal, hay, oats, cheese, butter, eggs, apples, potatoes, split peas, vegetables, groceries, beef, live stock mineral water tea, soap, sulphate of ammonia, fertilizer, lumber, shingles, shooks, laths, furniture, chairs, brooms, brushes stoves, trunks, rope, cordage, nails, paper and biscuits.

CANADA AND SOUTH AFRICA.

Contract No. 2. ELDER DEMPSTER AND CO., LTD.
T. & C. File No. 22715.

Vote 161.—Canada and South Africa. Steam service between

1919-20	\$146,000
1920-21	146,000

Contractors.—Elder Dempster & Co., Ltd., 133 Board of Trade Building, Montreal, Que. (Head office: Colonial House, Water Street, Liverpool, England).

10 GEORGE V. A. 1920

Contract dated.—February 14, 1919.

Duration of Contract.—April 1, 1919, to March 31, 1920.

Service.—Monthly, during the first fifteen days of each month.

Ports of Call.—From Montreal, calling at Quebec, at the option of the contractors; and during the months of September, October and November at Halifax, and, at the option of the contractors, at other Canadian ports during the season of open navigation on the St. Lawrence; and, during closed navigation on the St. Lawrence, from St. John, calling at Halifax, and, at the option of the contractors, at other Canadian ports; proceeding direct to Cape Town and not less than two other South African ports.

Speed required.—10 knots.

Subsidy.—\$146,000 per annum, payable quarterly.

Coaling.—Steamers may call at any Canadian port solely for the purpose of coaling.

Government Railway Clause.—Included.

Cold Storage.—There must be accommodation for not less than 200 tons of cargo in cold storage on each ship. The contractors must provide such further cold storage accommodation as may be needed from time to time.

Additional Vessels.—The contractors agree to provide additional vessels when necessary to meet the requirements of the trade offered.

Mails.—To be carried free.

Canadian Trade Commissioners.—To be carried free.

Supervision of handling.—The handling, loading, stowing and unloading of any fruit or perishable products carried by the said vessels shall be subject to and under the supervision of any cargo inspector or other officer appointed for that purpose, should the Minister of Agriculture for Canada deem it advisable.

Exemption from calling at Canadian Ports.—If sufficient cargo is not forthcoming from any of the ports of call in Canada, the minister may relieve the contractors from the obligation of calling at such ports.

DISTANCES.

		Miles.
Montreal to	Cape Town.....	7,338
"	Port Elizabeth.....	7,778
"	East London.....	7,909
"	Durban.....	8,162
St. John to	Cape Town.....	6,978
"	Port Elizabeth.....	7,413
"	East London.....	7,549
"	Durban.....	7,802

DESCRIPTION OF VESSELS EMPLOYED.

Name.	Dimensions.			Tonnage.			Passenger Acc.	Refrigerator Space.	N. H. P.	Speed.	Built.		
	Length.	Breadth.	Depth.	Net.	Gross.	Capacity.					At	In	Of
Bendu.....	375-2	47-3	18-9	2,821	4,319	7,100	2	9,200	396	11	Wallsend-on-Tyne...	1906	Steel.
Kaduna.....	360-0	52-0	26-2	2,308	4,455	8,100	12	10,000	339	10	Middlesbro...	1910	Steel.
Kwarra.....	360-0	52-0	26-1	2,304	4,441	8,100	12	10,000	428	10	Middlesbro...	1910	Steel.
Benguela.....	425-5	53-0	29-2	3,534	5,520	8,920	4	10,390	556	12	Newcastle-on-Tyne...	1910	Steel.
Benin.....	375-2	47-3	18-8	2,815	4,348	7,170	Nil	10,000	396	10½	Newcastle.....	1907	Steel.
Patani.....	370-3	49-3	30-3	3,087	4,810	6,500	Nil	Nil	379	10½	Belfast.....	1905	Steel.
Troutpool.....	325-0	48-0	22-9	2,110	3,281	5,200	Nil	Nil	302	9½	Stockton.....	1903	Steel.

SESSIONAL PAPER No. 10a

TRAFFIC RETURNS (Outward voyages).

No cargo is carried inward.

Calendar Year.	No. of trips run.	Number of Passengers Carried.	Tons of Freight Carried.		Live Stock.	Mails.	Subsidy Paid.
			Weight.	Meas.			
1907.....	12	Not stated....	47,314		Not stated....	Nil.	146,000 00
							\$ cts.
1908.....	12	5	25,690	16,977	69	Nil.	146,000 00
1909.....	12	21	29,840	26,140	Nil.	Nil.	146,000 00
1910.....	12	9	23,203	33,145	369	Nil.	146,000 00
1911.....	12	26	31,385	37,800	667	Nil.	146,000 00
1912.....	12	14	31,210	34,980	1,013	Nil.	146,000 00
1913.....	14	Nil.	45,316	53,498	371	Nil.	146,000 00
1914.....	12	3	45,296	33,563	235	Nil.	146,000 00
1915.....	12	1	52,543	37,166	Nil.	Nil.	145,999 92
1916.....	10	Nil.	30,797	38,630	Nil.	Nil.	121,666 68
1917.....	9	Nil.	23,140	36,653	Nil.	Nil.	109,500 02
1918.....	3	Nil.	9,972	9,054	Nil.	Nil.	36,499 98
1919.....	11	Nil.	22,503	49,038	Nil.	Nil.	13,383 26

ORIGIN, QUANTITY AND VALUE OF CARGO EXPORTED FROM CANADA.

Calendar Year.	Canadian Origin.			United States Origin.			Total.		
	Tons Weight.	Tons Measurement.	Value.	Tons Weight.	Tons Measurement.	Value.	Tons Weight.	Tons Measurement.	Value.
			\$			\$			\$
1912.....	28,901	22,090	2,856,419	2,309	12,890	1,257,263	31,210	34,980	4,113,682
1913.....	43,128	31,196	3,791,039	2,188	22,302	2,078,630	45,316	53,498	5,869,669
1914.....	42,741	22,488	3,236,733	2,555	11,075	948,339	45,296	33,563	4,185,072
1915.....	46,981	23,589	3,889,139	5,562	13,577	1,331,441	52,543	37,166	5,220,580
1916.....	28,465	24,600	3,350,296	2,332	14,030	1,430,772	30,797	38,630	4,781,068
1917.....	20,404	24,209	3,644,333	2,736	12,444	1,390,856	23,140	36,653	5,035,189
1918.....	9,889	8,630	2,714,870	83	424	74,670	9,972	9,054	2,789,540
1919.....	22,165	36,509	8,348,508	338	12,529	2,237,072	22,503	49,038	10,585,580

PRINCIPAL ARTICLES EXPORTED.

Of Canadian Origin.—Agricultural implements, calcium carbide, automobiles, paper, lumber, cereal foods, eggfillers, chairs, woodenware, cotton duck, Beaver board, nails, iron and steel, malt, horseshoes, condensed milk, locomotives, cardboard, shovels, spades and cement.

Of United States Origin.—Automobiles, mining machinery, fruit jars, canned meats, washing powder, ammonia, agricultural implements and tractors.



PACIFIC OCEAN SERVICES.

CANADA AND AUSTRALIA OR NEW ZEALAND.

UNION STEAMSHIP COMPANY OF NEW ZEALAND, LTD.

Contract No. 27.

T. & C. File No. 24214.

Vote 162.—Canada and Australia or New Zealand, or both, on the Pacific Ocean, steam service between—

1919-20	\$180,509
1920-21	130,509

Contractors.—The Union Steamship Co., of New Zealand, Ltd. (Canadian address: Canadian Australasian Royal Mail Line, 440 Seymour street, Vancouver, B.C.)

Contract Dated.—August 12, 1919.

Duration of Contract.—August 1, 1919, to July 31, 1920.

Service.—Sailing every four weeks. Owing to war conditions, and the fact that only two mail vessels have been permitted by the shipping controller to remain on the service, it has been found impossible to keep up a regular sailing every four weeks during 1918 or 1919; but sailings were made as frequently as was practicable. Each voyage, with one or two exceptions, was extended to Australia, although this was not required by the contract.

Ports of Call.—Vancouver, B.C.; Victoria, B.C.; Honolulu, in the Sandwich islands; Suva, in the Fiji islands; and Auckland, N.Z.

At the contractor's option, each voyage from Canada to New Zealand may be extended to a port or ports in Australia.

The call at Suva is conditional upon the Government of Fiji also continuing their contract for a like period and on the same terms as heretofore, and also upon their maintaining the same charges for light and other dues levied on ships employed in the service.

Speed required.—Duration of voyage is not to exceed 20 days, including one day's detention at Honolulu.

Subsidy.—£37,000 1s. 2d. per annum.

Provided that the contractors shall be entitled to receive such subsidy as the Governments of New Zealand and Fiji may pay towards the service; and also the Government of Australia, should the service be extended to that Commonwealth.

Deductions from Subsidy.—£30 are to be deducted from the amount of subsidy payable on each claim for every complete period of twenty-four hours by which the time occupied in conveyance of the mails between Auckland and Vancouver has exceeded twenty days.

Preference to Canadian Shippers.—No discrimination as regards freight or passenger rates is to be made against Canadian ports, railways, merchants or shippers. Canadian merchants and shippers are to have preference at all times for the carriage of their goods over other merchants and shippers, as far as regards the Canadian connection.

10 GEORGE V, A. 1920

Freight and Passenger Rates.—Freight rates from Vancouver or Victoria to New Zealand shall not exceed the rates charged on similar cargo to New Zealand ports from any United States Pacific coast ports.

Passenger rates from Vancouver or Victoria to Auckland shall not exceed passenger rates during the same period from Auckland to Victoria or Vancouver, and return fares from Canadian ports to New Zealand ports shall not exceed return fares in the opposite direction during the same period.

Mails.—To be carried free.

Canadian Trade Commissioners.—To be carried free.

DISTANCES.

	Miles.
Vancouver to Victoria	85
Victoria to Honolulu	2,342
Honolulu to Suva, Fiji	2,799
Suva to Auckland.	1,140
Total.....	6,366

DESCRIPTION OF VESSELS EMPLOYED.

Name.	Dimensions.			Tonnage.			Passenger Accommodation.			Refrigerator Space.	N.H.P.	Speed.	Built.		
	Length.	Breadth.	Depth.	Net.	Gross.	Capacity.	1st Class.	2nd Class.	3rd Class.				At	In	Of
Makura.....	480	58	35	4,920	8,200	3,000	270	114	72	14,985	2,035	16½	Glasgow.....	1908	Steel.
Niagara.....	542	66	37-6	7,581	13,444	3,800	289	210	276	63,200	12,500	17½	Glydebank.	1913	Steel.

*Indicated Horse Power.

TRAFFIC RETURNS.

Calendar Year.	Round Trips.	Passengers Carried.	Freight Carried.	Live Stock.	Mails.		Subsidy Paid.	
					Lock bags.	Tied sacks.		
		Number.	Tons.				\$ cts	
1907.....	10	4,687	30,684	Not stated....	Not stated....		180,509 00	
1908.....	13	5,707	22,110	"	"		180,509 00	
1909.....	12	5,397	45,453	47	10,727	428	180,509 00	
1910.....	13	6,153	60,615	15	12,558	601	180,509 00	
1911.....	13	6,445	59,756	Nil.	11,832	950	180,509 00	
1912.....	13	6,173	43,997	34	15,301	183	180,509 00	
1913.....	13	6,734	42,168	13	14,038	1,703	180,509 00	
1914.....	12½	5,886	42,615	76	15,338	907	173,566 36	
1915.....	13	4,366	48,827	8	20,845	936	180,509 00	
1916.....	13	4,311	59,597	Nil.	22,281	753	180,509 00	
1917.....	13	3,870	55,606	20	30,659	773	180,509 00	
1918.....	12	6,592	63,205	Nil.	72,395	703	166,623 72	
1919.....	11	In	4,426	21,511	Nil.	6,499	361	
		Out	5,095	34,212	Nil.	28,865	500	152,738 41
		Total	9,521	53,723	Nil.	35,364	861	

SESSIONAL PAPER No. 10a

ORIGIN, QUANTITY AND VALUE OF FREIGHT EXPORTED FROM CANADA.

Calendar Year.	To	Canadian Origin.			United States Origin.			Total.		
		Tons Weight.	Tons Measurement.	Value.	Tons Weight.	Tons Measurement.	Value.	Tons Weight.	Tons Measurement.	Value.
1912	Auckland.....	1,599	Nil.	263,581	1,136	Nil.	535,463	2,833	Nil.	799,044
	Suva.....	2,604	Nil.	115,075	237	Nil.	50,858	2,841	Nil.	165,933
	Honolulu.....	203	Nil.	26,654	Nil.	Nil.	Nil.	203	Nil.	26,654
	Sydney.....	4,960	Nil.	501,731	3,991	Nil.	1,460,089	8,952	Nil.	1,961,820
	Total..	9,366	Nil.	907,041	5,364	Nil.	2,046,410	14,829	Nil.	2,953,451
1913	Auckland.....	200	3,167	245,877	1,206	964	629,541	1,406	4,131	875,418
	Suva.....	113	3,646	121,949	106	142	41,240	219	3,788	163,189
	Honolulu.....	175	40	25,977	1	—	337	176	40	26,314
	Sydney.....	530	5,699	383,609	3,260	2,263	1,681,011	3,790	7,962	2,064,620
	Total..	1,018	12,552	777,412	4,573	3,369	2,352,129	5,591	15,921	3,129,541
1914	Auckland.....	967	2,434	285,999	861	1,054	535,646	1,828	3,488	831,645
	Suva.....	138	3,901	128,844	87	160	42,276	225	4,061	171,120
	Honolulu.....	136	36	25,748	Nil.	Nil.	Nil.	136	36	25,748
	Sydney.....	2,377	8,737	585,927	2,916	1,421	1,595,831	5,293	10,158	2,181,758
	Total..	3,618	15,108	1,026,518	3,864	2,635	2,173,753	7,482	17,743	3,200,271
1915	Auckland.....	4,482	2,450	509,051	614	1,356	433,939	5,096	3,806	942,990
	Suva.....	1,045	2,861	176,329	142	217	44,213	1,187	3,078	220,542
	Honolulu.....	2	2	923	—	—	—	2	2	923
	Sydney.....	2,765	5,700	927,085	1,722	4,500	1,483,945	4,487	10,200	2,411,030
	Total..	8,294	110,513	1,613,388	2,478	6,073	1,962,097	10,772	17,086	3,575,485
1916	Auckland.....	3,084	4,604	645,970	409	3,405	511,380	3,493	8,009	1,157,350
	Suva.....	910	1,850	160,285	79	687	88,275	989	2,537	248,560
	Honolulu.....	1	36	3,602	—	—	—	1	36	3,602
	Sydney.....	3,525	9,533	1,380,367	580	8,843	1,707,840	4,105	18,376	3,088,207
	Total..	7,520	16,023	2,190,224	1,068	12,935	2,307,495	8,588	28,958	4,497,719
1917	Auckland.....	4,813	6,211	1,099,650	77	2,696	411,012	4,890	8,907	1,510,662
	Suva.....	54	1,353	108,806	1	396	64,233	55	1,749	173,039
	Honolulu.....	—	38	3,527	—	—	—	—	38	3,527
	Sydney.....	2,809	8,419	1,301,674	—	5,091	1,121,660	2,809	13,510	2,423,334
	Total..	7,676	16,021	2,513,657	78	8,183	1,596,905	7,754	24,204	4,110,562
1918	Auckland.....	566	20,400	2,038,144	58	2,448	850,256	624	22,848	2,888,400
	Suva.....	—	1,457	225,363	9	212	68,792	9	1,669	294,155
	Honolulu.....	—	105	8,991	—	—	—	—	105	8,991
	Sydney.....	775	5,593	1,641,174	72	4,367	1,096,129	847	9,960	3,337,303
	Total..	1,341	27,555	3,913,672	139	7,027	2,615,177	1,480	34,582	6,528,849
1919	Auckland.....	284	21,922	2,161,146	58	2,030	710,228	342	23,952	2,871,374
	Suva.....	—	838	141,296	7	226	61,950	7	1,064	203,246
	Honolulu.....	1	45	6,700	—	11	2,299	1	56	8,999
	Sydney.....	110	4,619	1,645,625	192	3,869	1,572,273	302	8,488	3,217,898
	Total..	395	27,424	3,954,767	257	6,136	2,346,750	652	33,560	6,301,517

PRINCIPAL ARTICLES EXPORTED.

Of Canadian Origin.—Canned salmon, fresh fruit (in cold storage), potatoes, onions, leather and rubber goods, lumber, codfish, whisky, bicycles and parts thereof, chairs, corsets, suspenders, sewing machines, hardware and machinery.

Of United States Origin.—Drugs, sewing machines, automobiles, gas engines and other machinery, soap and scouring powders, leather and rubber goods, cash registers and scales, cereal foods, telephone material, adding machines, vacuum cleaners, motor cycles, and corsets.

CANADA, CHINA AND JAPAN.

THE CANADIAN PACIFIC OCEAN SERVICES, LTD.

Contract No. 39.

T. & C. File No. 23665.

Vote 163.—Canada, China and Japan, steam service between—

1919-20—Voted.	\$253,333 34
Authorized by statute.	121,666 66
(1-2 Geo. V, Chap. 25)	
	—————\$375,000 00
1920-21—To be voted.	\$200,000 00
Authorized by statute.	121,666 66
	—————\$321,666 66

Contractors.—The Canadian Pacific Ocean Services, Ltd. of Montreal, Que.*Date of Contract.*—June 7, 1919.*Duration of Contract.*—April 1, 1919, to March 31, 1920.*Service and Ports of Call.*—Subsidy is paid for a mail service twice a month in each direction all the year round, between Vancouver, Canada, and Hong Kong, China.

On the voyages in each direction between Vancouver and Hong Kong the steamers must call at Yokohama on every trip, and at Woosung (for Shanghai) on every east-bound trip, and at least once on each alternate west-bound trip. They may also call, at the option of the company, at Victoria, Nagasaki, Kobe, Shimidzu and Manila; and at Amoy or other ports in China.

Annual overhaul.—Any of the steamships engaged in this service may be laid off for annual overhaul, provided that substitute steamers are approved of by the Postmaster General of Canada, at or before the time of such withdrawal.

Landing and embarking mails at Shanghai.—The contractors shall supply a small steam vessel at Shanghai for the purpose of landing and embarking mail to and from steamers lying at the anchorage at the mouth of the Woosung River.

Mails.—To be carried free.

Periods of Transit.—All mails conveyed under this contract shall be carried between Canada and Hong Kong, in either direction, as expeditiously as possible under existing circumstances.

Canadian Trade Commissioners.—To be carried free.

Passengers and Freight Rates.—No toll or rate for either passengers or freight shall be charged which discriminates against Canadian passengers, merchants or shippers or against one or more of the Canadian ports on the Pacific Ocean, nor shall such rates for either passengers or freight be in excess of the rates charged on steamships of a similar class from United States ports on the Pacific Coast.

Subsidy.—\$375,000 per annum, payable in quarterly instalments.

SESSIONAL PAPER No. 10a

DISTANCES.

	Miles.
Vancouver to Yokohama.....	4,283
Yokohama to Kobe.....	346
Kobe to Nagasaki.....	384
Nagasaki to Woosung.....	448
Woosung to Hong Kong.....	810
Hong Kong to Manila.....	628
Total.....	6,899

DESCRIPTION OF VESSELS EMPLOYED.

Name.	Dimensions.			Tonnage.			Passenger Accommodation.			Refrigerator Space.	S. H. P.	Speed Knots.	Built.			
	Length.	Breadth.	Depth.	Net.	Gross.	Capacity.	1st Class.	3rd Class.	4th Class.				At	In	Of	
	Ft.	Ft.	Ft.							Cu. ft.						
Empress of Japan	455-6	51-2	33-1	3-039	5-940	3-000	200	40	1000	Nil.	1,167	15	Barrow.	1891	Steel	
Monteagle.	445-0	52-2	27-7	3-953	6-163	5-500	Nil.	97	1000	24,785	705	12	Barrow.	1899	Steel	
Empress of Asia	570-1	68-2	12-0	8-883	16-909	3-500	296	84	800	Nil.	*21,000	18	Glasg'w	1913	Steel	
Empress of Russia	570-2	68-2	12-0	8-789	16-810	3-500	296	84	800	Nil.	*21,000	18	Glasg'w	1913	Steel	

*I. H. P.

TRAFFIC RETURNS.

Calendar Year.	No. Round Trips Run.	Number of Passengers Carried.			Tons of Freight Carried.		Live Stock.	Mails.		Subsidy Paid. \$ cts.
		1st Class.	3rd Class.	4th Class.	Weight.	Measurement.		Lock Bags.	Tied Sacks.	
1908		1,282	867	10,185	21,296	42,110	Nil.	25,733	Nil.	108,770 00
1909		1,106 ¹	767	8,239	26,712	Nil.	Nil.	18,158	7,382	121,301 64
1910	19 ¹	1,578	942	9,975	10,952	*72,538	Nil.	28,133	4,038	120,855 55
1911	12 ¹	1,126 ¹	741	7,030	Nil.	40,332	Nil.	19,914	Nil.	121,666 68
1912	16	649	1,330	9,669	47,233	Nil.	Nil.	27,426	Nil.	120,855 55
1913	19	1,630	1,120	10,821	58,314	Nil.	Nil.	29,561	Nil.	118,038 95
1914	15	1,542	734	5,363	40,403	75,179	Nil.	6,515	2,956	167,435 84
1915	4 ¹	437	201	2,048	27,766	43,402	Nil.	2,148	426	Nil.
1916	22 ¹	6,140	1,691	8,365	105,608	188,715	Nil.	46,405	33,107	291,666 66
1917	22 ¹	7,014	2,924	39,966	45,695	106,525	Nil.	56,820	33,683	372,395 83
1918	15	3,644	1,403	16,660	28,311	71,570	291	36,197	9,978	188,479 50
1919	21 ¹	In 4,490 Out 4,638	708 891	12,492 20,864	11,370 18,896	56,967 45,028	Nil. 9	17,106 63,508	483 618	328,450 00
Total..		9,128	1,599	33,356	30,266	101,995	9	80,614	1,101	

*And 2,828,034 feet lumber.

10 GEORGE V, A. 1920

ORIGIN, QUANTITY AND VALUE OF CARGO EXPORTED FROM CANADA.

Calendar Year.	Canadian Origin.			United States Origin.			Total.		
	Weight	Measure-ment.	Value.	Weight.	Measure-ment.	Value.	Weight	Measure-ment.	Value.
	Tons.	Tons.	\$	Tons.	Tons.	\$	Tons.	Tons.	\$
May 4 to Dec. 31, 1916	Nil.	13,956	870,337	Nil.	52,403	10,651,248	Nil.	66,359	11,521,585
1917	2,841	11,317	2,346,300	25,034	41,698	23,929,621	27,875	53,015	26,275,921
1918	4,480	6,703	1,431,233	13,954	27,367	12,620,537	18,434	34,070	14,051,770
1919	4,422	13,909	2,015,609	14,474	31,119	15,647,372	18,896	45,028	17,662,981

PRINCIPAL ARTICLES EXPORTED.

Of Canadian Origin.—Automobiles, boxboard, iron and Steel goods, paper, wood pulp, spelter, fresh apples, canned salmon, liquors and rubber tires.

Of United States Origin.—Automobiles, dry goods, boots and shoes, hardware, machinery, provisions, tobacco, drugs, leather, tin plate, iron and steel, electrical goods, paper, box shooks, condensed milk, soap, spelter, sewing machines, sulphate of ammonia, pig lead and caustic soda.

PRINCE RUPERT, B.C., AND QUEEN CHARLOTTE ISLANDS.

THE GRAND TRUNK PACIFIC COAST S. S. CO., LTD.

Contract No. 61.

T. & C. File No. 23267.

Vote 164.—*Steam service between Prince Rupert, B.C., and Queen Charlotte Islands—*

1919-20	\$21,000
1920-21	21,000

Contractors.—The Grand Trunk Pacific Coast S. S. Co., Ltd.

Date of Contract.—June 4, 1919.

Duration of Contract.—April 1, 1919, to March 31, 1920.

Service and Ports of Call.—Fortnightly trips from Prince Rupert, B.C., calling each way at Refuge Bay (on Porcher Island), and Masset, Port Clements, Sandspit, Skidegate, Queen Charlotte, Jedway, Lockport, Pacofi, Atli Inlet and Ikeda and calling once each month at Cumshewa Inlet, it being understood that the call at Refuge Bay shall be made by a subsidiary launch service provided by the contractors.

Speed Required.—Not stated.

Subsidy.—\$21,000 per annum, payable quarterly in July, October, January and April.

Mails.—To be carried free.

Government Wharves.—Steamer must call whenever possible.

SESSIONAL PAPER No. 10a

DISTANCES.

	Miles.
Prince Rupert to Masset.....	85
Masset to Port Clements.....	26
Port Clements to Masset.....	26
Masset to Prince Rupert.....	85
	222
Prince Rupert to Refuge Bay.....	20
Refuge Bay to Sandspit.....	77
Sandspit to Skidegate.....	5
Skidegate to Queen Charlotte City.....	2
Queen Charlotte City to Ikeda.....	100
Ikeda to Jedway.....	10
Jedway to Lockeport.....	43
Lockeport to Prince Rupert.....	128
	385
	607

DESCRIPTION OF VESSELS EMPLOYED.

Name.	Dimensions.			Tonnage.				N. H. P.	Speed.	Built.		
	Length.	Breadth.	Depth.	Net.	Gross.	Capacity.	Passenger Accommodation.			At	In	Of
Prince Albert.....	232	30	14-1	587	1,015		170		Hull.....	1892	Steel.	
Prince John.....	185-3	29-6	10-9	540	905		103		Bowling....	1910	Steel.	

TRAFFIC RETURNS.

Calendar Year.	No. of Round trips run.	Passengers Carried.	Freight.		Live Stock	Mails.		Subsidy Paid.
			Tons Weight.	Tons Measurement		Loose Bags.	Tied Sacks.	
Nov. to Dec. 31, 1909.....	2	61	346	57	Nil.	39	21	\$ 400 00
1910.....	39	3,097	2,089	2,674	4	1,000	599	7,200 00
1911.....	40	5,372	2,105	1,951	1	1,496	1,140	8,200 00
1912.....	44	5,910	3,250	4,081	60	1,328	1,957	8,200 00
1913.....	40	4,588	3,923	*245 M. ft.	124	2,359	1,585	8,000 00
1914.....	35	3,175	2,695	*11 M. ft.	40	1,780	1,570	7,000 03
1915.....	15	686	1,380	465	117	1,321	Nil.	7,333 30
1916.....	25	1,584	5,264	1,586	116	2,110	Nil.	6,000 00
1917.....	24	2,217	6,553	Nil.	5	1,951	209	19,750 00
1918.....	34	11,157	17,395	Nil.	35	4,231	551	21,000 00
1919.....	39	In. 1,562 Out. 1,729	3,776 2,172	52 M. ft. 17 M. ft.	18 6	994 2,341	3 30	
Total.....		3,291	5,948	69 M. ft.	24	3,335	33	21,000 00

*Lumber.

The service for 1915, 1916 and the first quarter of 1917 was performed by the Union S.S. Co. of B.C., Ltd.

VICTORIA AND SAN FRANCISCO.

PACIFIC STEAMSHIP COMPANY.

Contract No. 10.

T. & C. File 23233.

Vote 165.—Victoria and San Francisco.—Steam service between—

1919-20.	\$3,000
1920-21.	3,000

Contractors.—The Pacific Steamship Co. of Seattle, Wash., U.S.A.

(Canadian Agents.—R. P. Rithet & Co., Ltd., 1117, Wharf street, Victoria, B.C.)

Date of contract.—March 25, 1919.

Duration of contract.—April 1, 1919, to March 31, 1920.

Service.—Weekly.

Ports of Call.—Victoria, B.C., and San Francisco, U.S.A.

Subsidy.—\$3,000 per annum, payable in quarterly instalments on the first days of July, October, January and April.

Speed required.—Not stated.

Mails.—To be carried free.

Canadian Trade Commissioners.—To be carried free.

Distance.—Victoria to San Francisco, 750 miles.

DESCRIPTION OF VESSELS EMPLOYED.

Name.	Dimensions.			Tonnage.			Passenger Accommodation.			Refrigerator space.	N. H. P.	Knots.	Built.		
	Length.	Breadth.	Depth.	Net.	Gross.	Capacity.	1st Class.	2nd Class.	3rd Class.				At	In	Of
President	391	48-0	19-7	2,546	5,218	2,800	340		179	601	15	Camden, N.J.	1906	Steel	
Governor.	391	48-0	19-7	2,550	5,230	2,800	350		196	679	15	Camden, N.J.	1907	Steel	
Admiral Schley.	291	36-0	22-0	1,336	2,104	1,300	103		42	222	12	Philadelphia	1898	Steel.	
Admiral Watson...	253	38-0	22-0	1,237	2,009	1,100	127		150	251	12	Toledo	1901	Steel.	
Admiral Farragut.	280	36-6	15-0	1,361	2,141	1,500	120		176	222	13	Philadelphia...	1898	Steel.	

NOTE.—A steamship service between Victoria and San Francisco, provided by the Dominion Government, is required under the terms of the agreement by which British Columbia entered Confederation.

SESSIONAL PAPER No. 10a

TRAFFIC RETURNS.

Calendar Year.	No. of Round Trips run.	Number of Passengers Carried.	Tons of Freight Carried.		Live Stock Carried	Mails Carried.		Subsidy Paid.
			Weight.	Meas.		Lock Bags.	Tied Sacks.	
1908	71	2,672	5,239	1,230	Nil.	79	Nil.	\$ 3,000 00
1909	57	1,930	2,163	5,225	Nil.	Nil.	Nil.	3,000 00
1910	55	1,970	2,130	6,230	Nil.	Nil.	Nil.	3,000 00
1911	56	2,050	2,596	5,936	Nil.	Nil.	Nil.	3,000 00
1912	52	2,612	6,197	8,654	Nil.	Nil.	Nil.	3,000 00
1913	52	3,791	4,779	7,306	Nil.	Nil.	Nil.	3,000 00
1914	54	3,630	3,534	4,386	Nil.	Nil.	Nil.	2,971 15
1915	52	4,307	1,955	2,435	Nil.	Nil.	Nil.	3,000 00
1916	47½	3,249	3,702	2,514	Nil.	Nil.	Nil.	2,769 23
1917	52	6,703	4,815	Nil.	Nil.	Nil.	Nil.	3,000 00
1918	43½	3,864	2,949	Nil.	Nil.	Nil.	Nil.	2,509 77
1919		In Out						
Total								

ORIGIN, QUANTITY AND VALUE OF CARGO EXPORTED FROM CANADA.

Calendar Year.	Canadian Origin.			United States Origin.			Total.		
	Tons Weight.	Tons Meas't.	Value.	Tons Weight.	Tons Meas't.	Value.	Tons Weight.	Tons Meas't.	Value.
1912	68	226	\$ 47,554	36	214	39,223	104	440	\$ 85,777
1913	63	385	68,418	2	178	17,474	63	563	85,892
1914	95	873	128,307	Nil.	87	10,911	95	960	139,218
1915	175	306	37,730	6	27	10,514	181	333	48,244
1916	212	370	51,323	21	14	4,901	233	384	56,224
1917	234	Nil.	55,941	19	Nil.	11,438	253	Nil.	67,379
1918	67	Nil.	28,948	8	Nil.	4,475	75	Nil.	33,423
1919									

PRINCIPAL ARTICLES EXPORTED.

Of Canadian Origin.—Household goods, iron and steel goods, canned salmon, paint and sail canvas.

Of United States Origin.—Empty cylinders and automobiles.

VICTORIA, VANCOUVER, WAYPORTS AND SKAGWAY.

CANADIAN PACIFIC RAILWAY COMPANY.

Contract No. 28.

T. & C. File No. 21027.

Vote 166.—Victoria, Vancouver, Wayports and Skagway, steam service between—

1919-20.....	\$12,500
1920-21.....	12,500

Contractor.—Canadian Pacific Railway Co., Montreal, Que.

10 GEORGE V, A. 1920

Contract Dated.—December 30, 1919.

Duration of Contract.—April 1, 1919, to March 31, 1920.

Service.—Four complete round trips each month from June to October, inclusive; three complete round trips each month from March to May, inclusive; and two complete round trips each month from November to February, inclusive.

Ports of Call.—Victoria, Vancouver, Prince Rupert, Ketchikan, Juneau and Skagway.

Calls at United States Ports.—Steamers are permitted to call at the United States ports mentioned in the preceding paragraph on outward trips only.

Subsidy.—\$25,000 per annum, payable quarterly in July, October, January and April.

Mails.—To be carried free.

DISTANCES.

	Knots.
Victoria to Vancouver	73
Vancouver to Port Essington	472
Port Essington to Prince Rupert	27
Prince Rupert to Port Simpson	36
Port Simpson to Ketchikan	66
Ketchikan to Skagway	307
Total	981

DESCRIPTION OF VESSELS EMPLOYED.

Name.	Dimensions.			Tonnage.			Passenger Accommodation.			Refrigerator Space.		Built.			
	Length.	Breadth.	Depth.	Net.	Gross.	Capacity.	1st Class.	2nd Class.	3rd Class.	N. H. P.	Spec. A. Knots.	At	In	Of	
Princess Alice.	289-0	46-0	17-0	1,903	3,099	500	500	Nil.	Nil.	Nil.	610	17½	Newcastle-on-Tyne.	1911	Steel.
Princess Mary.	248-4	40-1	14-0	1,346	2,155	450	400	Nil.	Nil.	Nil.	195	14	Paisley	1910	"

SESSIONAL PAPER No. 10a

TRAFFIC RETURNS.

Calendar Year.	No. of Round Trips run.	Number of Passengers Carried.			Tons of Freight Carried.		Live Stock.	Mails.		Subsidies Paid.
1907.....		11,206			17,677		Not stated.	Not stated.		For all routes including Island service. \$ 17,500 4,375
1908.....		27,625			23,446		264	13,281		
		1st Class.	2nd Class.	3rd Class.	Tons Wght	Tons Meas.		Lock Bags.	Tied Sacks	
1909.....		23,346	4,427	2,236	25,740	332	130	6,378	8,367	17,500
*1910.....		10,052	1,846	680	12,536	55	591	3,524	4,119	12,500
1911.....		7,096	1,311	665	8,469	626	85	2,785	6,579	12,500
1912.....	39	10,948	1,216	404	5,315	3,238	900	6,227	5,238	12,500
1913.....	40	12,292	1,461	584	6,409	1,372	482	3,460	9,118	12,500
1914.....	40	12,788	827	811	11,483	349	925	6,665	6,377	12,500
1915.....	40	6,020	601	249	10,818	597	1,521	5,067	7,703	12,500
1916.....	42	7,638	440	199	13,506	180	1,239	3,361	14,207	12,500
1917.....	40	7,616	528	322	13,909	Nil.	779	4,240	9,347	12,500
1918.....	32½	6,308	810	112	16,890	Nil.	158	4,496	8,195	11,263 03
1919.....	34 In Out	5,052 4,378	482 217	243 250	2,473 6,110	Nil. Nil.	Nil. 260	1,713 4,804	2,028 5,621	
Total.....		9,430	699	493	8,583	Nil.	260	6,517	7,649	21,875

*The above figures show traffic carried over routes "A" and "B" during 1907, 1908 and 1909. From 1910 onwards only route "A" has been subsidized, which accounts for the apparent decrease in traffic.

VICTORIA AND WEST COAST VANCOUVER ISLAND.

CANADIAN PACIFIC RAILWAY COMPANY.

Contract No. 63.

T. & C. File 21026.

Vote 167.—Victoria and West Vancouver Island.—Steam service between—

1919-20.....	\$5,000
1920-21.....	5,000

Contractors.—Canadian Pacific Railway Company, of Montreal, Que.

Date of Contract.—April 5, 1918.

Duration of Contract.—April 1, 1918, to March 31, 1919. This service was continued by Order in Council to March 31, 1920.

Service.—Four complete round trips each month from April to September, inclusive, viz.: two trips from Victoria to Clayoquot and way ports; one trip from Victoria to Quatsino, including Clayoquot and way ports, and one trip from Victoria

10 GEORGE V, A. 1920

to Holberg, including Quatsino, Clayoquot, and way ports. For the balance of the year, three complete trips each month; one to Holberg and way ports, including Quatsino; one to Quatsino and way ports, and one to Clayoquot.

Ports of Call.—Victoria, Port Renfrew, Carmanah, Cla-oose, Bamfield, Port Alberni, Sechart, Ucluelet, Clayoquot, Christie School, Ahousat, Hesquiot, Friendly Cove, Whaling Station, Kyuquot, Winter Harbour, Quatsino, and Holberg; and, if sufficient business offers, at Dodge's Cove, Uchucklesit, Port Hughes and Neuchatlitz.

Speed Required.—Not stated.

Subsidy.—\$5,000 per annum, payable quarterly in June, September, December and March.

Mails.—To be carried free.

DISTANCES.

	Knots.
Victoria to Port Renfrew.....	54
Port Renfrew to Carmanah.....	15
Carmanah to Cla-oose.....	5
Cla-oose to Bamfield.....	25
Bamfield to New Alberni.....	34
New Alberni to Sechart.....	34
Sechart to Ucluelet.....	12
Ucluelet to Clayoquot.....	26
Clayoquot to Christie's School.....	3
Christie's School to Ahousat.....	9
Ahousat to Hesquiot.....	36
Hesquiot to Friendly Cove.....	25
Friendly Cove to Whaling Station.....	68
Whaling Station to Kyuquot.....	11
Kyuquot to Winter Harbour.....	45
Winter Harbour to Quatsino.....	22
Quatsino to Holberg.....	23
Total.....	447

DESCRIPTION OF VESSELS EMPLOYED.

Name.	Dimensions.			Tonnage.			Passenger Accommodation.			Refrigerator Space.	N.H.P.	Speed.	Built.		
	Length.	Breadth.	Depth.	Net.	Gross.	Capacity.	1st Class.	2nd Class.	3rd Class.				At	In	Of
	Ft.	Ft.	Ft.												
Princess Maquinna	232	38	17	978	1777	800	500	Nil.	Nil.	Nil.	Nil.	12	Victoria, B.C.	1913	Steel.

• SESSIONAL PAPER No. 10a

TRAFFIC RETURNS.

Calendar Year.	No. of Round Trips run.	Passengers Carried.			Tons of Freight Carried.		Live Stock.	Mails.		Subsidy Paid
		1st Class.	2nd Class.	3rd Class.	Tons Weight.	Tons Meas.		Lock Bags.	Tied Sacks.	
1907.....			6,037		8,999		Not stated.	Not stated		Included in amount of \$17,500 paid under previous vote.
1908.....			5,606		10,480		151	745		
1909.....		3,173	1,318	305	5,887	5,887	63	1,064	972	Included in amount of \$17,500 paid under previous vote. \$5,000
1910.....		4,692	1,017	595	4,257	6,367	62	1,379	998	
1911.....		3,788	348	776	7,072	1,012	67	1,212	734	3,750
1912.....	46	4,954	1,418	1,137	5,241	5,854	111	1,751	937	5,000
1913.....	43	5,173	3,534	Nil.	1,100	7,292	73	2,057	940	5,000
1914.....	43	4,123	2,469	615	6,806	1,739	62	2,479	1,101	5,000
1915.....	42	2,984	916	605	7,442	5,382	40	2,936	898	5,000
1916.....	42	3,275	1,343	Nil.	9,756	Nil.	20	2,321	1,817	5,000
1917.....	42	5,292	2,169	Nil.	11,636	Nil.	105	4,353	174	5,000
1918.....	36	7,168	1,516	438	15,930	Nil.	151	1,302	3,936	4,374 94
1919.....	36½	In 2,820 Out 2,913	666 859	Nil. Nil.	8,259 7,788	Nil. Nil.	11 196	837 2,498	364 913	
Total.....		5,733	1,525	Nil.	15,047	Nil.	207	3,335	1,277	4,375 00

VANCOUVER AND NORTHERN BRITISH COLUMBIA PORTS.

THE UNION STEAMSHIP CO. OF BRITISH COLUMBIA, LTD.

Contract No. 18.

T. & C. File No. 23562.

Vote 168.—Vancouver and Northern ports of British Columbia, steam service between—

1919-20.....	\$16,800
1920-21.....	16,800

Contractors.—The Union Steamship Company of British Columbia, Ltd., Vancouver, B.C.

Date of Contract.—May 14, 1919.

Duration of Contract.—April 1, 1919, to March 31, 1920.

Service and Ports of Call.—Regular sailings throughout the year from Vancouver to Anxox (Granby Bay), on Observatory Inlet, making—

(a) Two calls each way each week at Campbell River, Port Hardy and Quathia-sea Cove.

10 GEORGE V, A. 1920

(b) One call each way each week at Alert Bay, Sointula, Beaver Cove, Shushartie Bay, Namu, Bella Bella, Bella Coola, Swanson Bay, Butedale, Prince Rupert, Port Simpson and Ocean Falls.

(c) One call each week at Wadhams, Hartley Bay, Port Essington, Arrandale, Kincolith, Mill Bay, Anyox, Claxton, and, weather permitting, at Suquash.

(d) One call one way every two weeks during summer and every four weeks during winter at Smith's Inlet.

(e) One call one way every four weeks at Kitimat.

(f) During the summer season one call one way each week at Oceanic, China Hat, Lowe Inlet, Rivers Inlet, Schooner Passage, Kumeon and Alice Arm, and every two weeks in winter.

(g) During the summer season only one call one way every two weeks at Kimsquit.

Under the present service to Bella Coola by the steamer making that place the terminal, one call per week suffices. If calls are made by the steamer operating through to Prince Rupert calls must be made each way each week. It is understood and agreed that the two calls each way each week at Port Hardy are conditional upon the Government float being installed at that port; otherwise one call each way each week will be sufficient.

Speed required.—Not stated.

Subsidy.—\$16,500 per annum, payable quarterly in July, October, January and April.

Mails.—To be carried free. The contractors further agree to carry the mails to and from all ports at which they call, whether such call be stipulated in the agreement or not.

Government Wharves.—Steamers must call whenever possible.

DISTANCES.

	Miles.		Miles.
Vancouver to Campbell River	101	Ocean Falls to Bella Bella	28
Campbell River to Quathiasca Cove	2	Bella Bella to China Hat	39
Quathiasca Cove to Alert Bay	81	China Hat to Swanson Bay	24
Alert Bay to Sointula	5	Swanson Bay to Butedale	13
Sointula to Suquash	9	Butedale to Hartley Bay	28
Suquash to Port Hardy	12	Hartley Bay to Kitimat	40
Port Hardy to Shushartie Bay	19	Hartley Bay to Lowe Inlet	21
Shushartie Bay to Takush Harbour	39	Lowe Inlet to Claxton	41
Takush Harbour to Smith's Inlet	12	Claxton to Port Essington	9
Smith's Inlet to Wadhams	26	Port Essington to Inverness	12
Wadhams to Rivers Inlet Cannery	14	Inverness to Oceanic	7
Rivers Inlet Cannery to Schooner Passage	13	Oceanic to Prince Rupert	14
Schooner Passage to Safety Cove	15	Prince Rupert to Port Simpson	34
Safety Cove to Namu	22	Port Simpson to Arrandale	32
Namu to Bella Coola	59	Arrandale to Kincolith	2
Bella Coola to Kimsquit	53	Kincolith to Mill Bay	5
Kimsquit to Ocean Falls	57	Mill Bay to Anyox	33

SESSIONAL PAPER No. 10a

DESCRIPTION OF VESSELS EMPLOYED.

Name.	Dimensions.			Tonnage.			Passenger Accommodation.		Refrigerator Space.	N.H.P.	Speed.	Built.		
	Length.	Breadth.	Depth.	Net.	Gross.	Capacity.	1st Class.	2nd Class.				At	Ia	Of
Chelohsia.....	175.5	35.1	15.7	597	1,133	479	100	91	Nil.	131	13½	Dublia.....	1911	Steel.
Venture.....	180.4	32.0	17.0	580	1,011	560	100	84	Nil.	171	12	Glasgow....	1910	"
Coquitlam.....	120	22.2	9.6	165	256	357	Nil.	Nil.	Nil.	28	7½	Vancouver..	1892	"
Cosmosua.....	192.	35.2	17.9	793	1,369	713	100	103	Nil.	224	11	Paisley.....	1905	"
Cowichan.....	156.1	32.0	13.5	520	961	565	165	Nil.	151	11	Ayr.....	1908	"

TRAFFIC RETURNS.

Calendar Year.	No. of Round Trips.	Passengers Carried.	Tons of Freight Carried.		Live Stock.	Mails.		Subsidy Paid.
			Weight.	Measurement.		Lock Bags.	Tied Sacks.	
April 1 to Dec. 31, 1912.....	217	19,600	26,451	11,157	928	7,472	Nil.	\$7,500
1913.....	189	19,328	99,106	45,433	791	8,042	2,828	15,100
1914.....	209	21,167	31,291	10,600	518	17,256	Nil.	16,800
1915.....	189	15,126	30,627	8,541	602	13,831	Nil.	16,800
1916.....	241	21,424	34,550	14,738	362	16,964	Nil.	16,800
1917.....	236	23,453	31,011	13,511	309	19,526	Nil.	16,800
1918.....	268	30,454	40,116	16,891	230	20,997	100	16,800
1919.....	218	In. 11,018 Out 16,291	18,141 13,333	1,711 10,458	48 117	8,677 13,426	Nil.	16,800
Total.....		27,309	31,474	12,169	165	22,103	Nil.	

VANCOUVER AND PORTS ON HOWE SOUND.

R. D. THOMPSON.

Contract No. 78.

T. & C. File No. 22274.

Vote 169.—Vancouver and ports on Howe Sound, steam service between—

1919-20.....	\$3,334.
1920-21.....	5,000

Contractor.—R. D. Thompson, of Vancouver, B.C.

Date of Contract.—October 18, 1919.

Duration of Contract.—August 1, 1919, to March 31, 1920.

Service and Ports of Call.—

(a) A regular daily service from August 1 to September 20 between Vancouver and Gibson's Landing, Hopkin's Landing, New Brighton, Port Mellon, Smith's Landing and Seaside Park.

10 GEORGE V, A. 1920

(b) A regular service three times each week from October 1 to March 31, and more frequently should business warrant it, between Vancouver and Gibson's Landing, Hopkin's Landing, Smith's Landing and New Brighton.

(c) A regular service twice a week throughout the year between Vancouver and Hope Point (or Long Bay), West Bay, Grace Harbour, Elkin's Point, McNab Creek, Douglas, North Bay and Halkett Bay.

(d) A regular service twice a week from October 1 to March 31 between Vancouver, Port Mellon and Seaside Park, with more frequent trips, if business should warrant it.

Speed Required.—Not stated.

Subsidy.—At the rate of \$5,000 per annum, payable quarterly.

Mails.—To be carried free. Mails to be received and delivered at ship's side.

DISTANCES.

	Miles.
Vancouver to Hope Point.....	22
Hope Point to West Bay.....	5
West Bay to Gibson's Landing.....	8
Gibson's Landing to Hopkin's Landing.....	4
Hopkin's Landing to Smith's Landing.....	2
Smith's Landing to New Brighton.....	3
New Brighton to Port Mellon.....	10
Port Mellon to Seaside Park.....	1
Seaside Park to McNab's Creek.....	6
McNab's Creek to Elkin's Point.....	2
Elkin's Point to Douglas Bay.....	4
Douglas Bay to North Bay.....	4
North Bay to Halkett.....	4
Halkett to Vancouver.....	22
Total.....	97
Vancouver to Gibson's Landing.....	24

DESCRIPTION OF VESSEL EMPLOYED.

Name.	Dimensions.			Tonnage.			Passenger Accommodation.	N. H. P.	Speed Knots.	Built.		
	Length Feet.	Breadth Feet.	Depth Feet.	Net	Gross	Capacity.				At	In.	Of.
Britannia.	104.8	22.4	6.09	221.6	325.9	60	200	33	10	Vancouver, B.C.	1902	Wood

TRAFFIC RETURNS.

Period.	No. of Round Trips run.	Number of Passengers Carried.	Tons of Freight Carried.	Live Stock.	Mails.		Subsidy Paid.
					Lock Bags.	Tied Sacks.	
Aug. 1 to Dec. 31, 1919	114	In 2,768 Out 2,610	511 20	17 31	155 154	32 432	\$ 1744.63
Total	5,378	531	48	309	464	

SESSIONAL PAPER No. 10a

LOCAL SERVICES.

BADDECK AND IONA.

THE BADDECK STEAMSHIP COMPANY, LIMITED.

Contract No. 25.
T. & C. File 23696.Vote 170.—*Baddeck and Iona, steam service between—*

1919-20..	\$6,825.
1920-21..	6,825

Contractors.—The Baddeck Steamship Company, Ltd., of Baddeck, N.S.*Contract Dated.*—June 21, 1919.*Duration of Contract.*—April 1, 1919, to March 31, 1920.*Service.*—Two full round trips daily, during open navigation.

Ports of Call.—Baddeck, Iona and McKay's Point; calling at Kempt Head on the western end of Boularderie Island on trips from Baddeck to Iona; such calls to be made only on those days on which the steamer *Marion* makes her west-bound trip from Sydney to Whyecomagh; and calling at Grand Narrows whenever there is a reasonable amount of freight to take on or put off at that place.

Connections at Iona.—The steamer *Blue Hill* shall make connections at Iona with the afternoon eastbound train from Halifax to Sydney. In case the train is late in arriving at Iona, the steamer must wait not more than three hours before proceeding to Baddeck.

Government Wharves.—Steamer must call whenever possible.*Subsidy.*—\$6,825 per annum, payable quarterly, in July, October, January and April.*Mails.*—To be carried free.

DISTANCES.

	Miles.
Baddeck to Iona..	12
" Grand Narrows..	20
" McKay's Point..	10
" Kempt Head..	5
Distance between terminal points..	20

DESCRIPTION OF VESSEL EMPLOYED.

Name.	Dimensions.			Tonnage.			Passenger Accommodation.	N. H. P.	Speed—Knots.	Built.		
	Length.	Breadth.	Depth.	Net.	Gross.	Capacity				At	In	Of
Blue Hill	Ft. 135	Ft. 18	Ft. 7	92	195	500	38	12	East Boston, U.S.A.	1887	Wood

TRAFFIC RETURNS.

Calendar Year.	No. of Round Trips run.	Passengers Carried.	Freight Carried.	Live Stock.	Mails.		Subsidy Paid.
					Lock Bags.	Tied Sacks.	
1907		4,377	1,240	Not stated.	Not stated.	Not stated.	\$ 5,825 00
1908	621	5,147	784	112	2,270	2,680	5,450 00
1909	496	5,680	948	101	2,850	2,775	5,825 00
1910	470	4,895	902	249	3,101	3,006	5,825 00
1911	640	4,311	689	120	2,522	2,939	5,825 00
1912	480	3,048	573	74	2,892	3,377	5,825 00
1913	534	4,754	873	86	3,173	3,938	5,825 00
1914	500	4,468	782	98	3,227	4,801	5,825 00
1915	598	4,156	824	54	3,065	4,200	5,728 32
1916	510	3,463	789	—	3,034	4,986	5,750 64
1917	477	4,380	1,015	—	2,854	5,419	5,825 00
1918	453	3,418	783	Nil.	2,999	4,659	5,825 00
1919	573	In 2,805 Out 2,847	672 251	Nil. Nil.	2,190 1,679	6,469 242	6,825 00
Total		5,652	923	Nil.	3,869	6,711	

From 1907 to 1915, inclusive, and during the quarter ended March 31, 1916, the service was performed by the Victoria Steamship Co., of Baddeck, N.S., and their proportion of the subsidy shown above for 1916 was \$1,475.

CHARLOTTETOWN, VICTORIA AND HOLLIDAY'S WHARF.

LAHAVE STEAMSHIP CO.

Contract No. 74.

T. & C. File 24092.

Vote 171.—Charlottetown, Victoria and Holliday's Wharf, steam service between—

1919-20	\$2,500
1920-21	2,500

Contractors.—The La Have Steamship Co., of West La Have, N.S.

Contract dated.—June 17, 1919.

Duration of Contract.—From June 1, 1919 to the close of navigation in the same year.

Service and Ports of Call—

(a) Sailing every Tuesday from Orwell to Charlottetown and return, calling at way ports.

(b) Sailing every Thursday from Crapaud to Charlottetown and return, calling at way ports.

(c) Sailing every Friday from East River to Charlottetown and return, calling at way ports.

(d) Sailing every Saturday from West River to Charlottetown and return, calling at way ports.

The way ports referred to above are as follows:—Holliday's Wharf, China Point, Haggerty's, Hickey's and McEwen's wharves.

Subsidy.—\$2,500 per season, payable at the rate of \$325 per month.

Mails.—To be carried free.

SESSIONAL PAPER No. 10a

DISTANCES.

	Miles.
Charlottetown to Holliday's.....	17
Holliday's to China Point.....	2 1/2
China Point to Brush Wharf.....	2 1/2
Charlottetown to Hickey's Wharf.....	11
Hickey's Wharf to Haggarty's.....	3
Haggarty's to Hayden's.....	1
Charlottetown to McEwen's.....	8
McEwen's to West River Bridge.....	2
	45

DESCRIPTION OF VESSEL EMPLOYED.

Name.	Dimensions.			Tonnage.			Passenger Accommodation.	N. H. P.	Speed Knots.	Built.		
	Length.	Breadth.	Depth.	Net.	Gross.	Capacity.				At	In	Of
	Feet.	Feet.	Feet.									
Tussle	83.2	20.5	9.8	67	151	100	25	28	10	Lunenburg, N.S.	1915	Wood

TRAFFIC RETURNS.

Calendar Year.	No. of round trips run.	No. of Passengers carried.	Barrels of Freight carried.	Live Stock.	Mail Bags.	Subsidy Paid.
1913.....	273	12,534	31,331	1,088	Nil.	\$ 2,500
1914.....	251	13,232	33,050	1,617	Nil.	2,500
1915.....	255	13,165	31,041	1,053	Nil.	2,500
1916.....	234	10,159	35,898	1,528	Nil.	2,500
1917.....	226	10,536	41,873	1,275	Nil.	2,500
1918.....	No service was performed.					
1919.....	198	In. 1,655 Out. 1,468	18,912 11,106	471 Nil.	Nil. Nil.	2,031.25
Total.....		3,123	30,018	471	Nil.	

FROUDE'S POINT AND LOCKEPORT, N.S.

MUNICIPAL CORPORATION OF THE TOWN OF LOCKEPORT, N.S.

Contract No. 22.

T. & C. File No. 23568.

Vote.—Froude's Point and Lockeport, N.S., Steam Service between

1919-20..... \$1,000

1920-21..... No subsidy voted.

Contractors.—The Municipal Corporation of the town of Lockeport, N.S.

Contract Dated.—May 14, 1919.

Duration of Contract.—April 1, 1919, to March 31, 1920

10 GEORGE V. A. 1920

Service.—Not less than twelve round trips each week, all the year round.

Ports of Call.—Lockeport, Rockland and Froude's Point, N.S.

Subsidy.—\$1,000 per annum; payable quarterly.

Mails.—To be carried free.

DISTANCE.

	Miles.
Lockeport to Rockland.....	23
Rockland to Froude's Point.....	13
Total.....	4

DESCRIPTION OF VESSEL EMPLOYED.

Name.	Dimensions.			Tonnage.		Passenger Accommodation.	N. H. P.	Speed, Knots.	Built.		
	Length.	Breadth.	Depth.	Net.	Gross.				At	In	Of
D. D. Mann.....	Ft 73	Ft 21.5	Ft 4.25	88	130	40	13	9	Shelburne, N.S.	1907	Wood

TRAFFIC RETURNS.

Calendar Year.	No. of Round Trips Run.	Number of Passengers Carried.	Tons of Freight Carried.	Live Stock.	Mails		Subsidy Paid.	
					Lock Bags	Tied Sacks.		
1908	875	6,625	1,170	Nil.	3,768	1,800	\$ 600 00	
1909	885	6,471	1,715	Nil.	4,300	1,680	636 66	
1910	780	6,629	2,140	Nil.	4,880	1,690	600 00	
1911	790	6,966	1,770	Nil.	4,880	1,380	600 00	
1912	790	6,795	2,857	Nil.	4,880	1,380	600 00	
1913	790	8,014	4,764	Nil.	4,880	1,380	600 00	
1914	790	7,912	5,031	Nil.	4,880	1,380	600 00	
1915	790	6,381	6,301	Nil.	4,880	1,380	600 00	
1916	790	5,718	6,505	Nil.	4,880	1,380	600 00	
1917	550	3,401	6,843	Nil.	4,880	1,380	600 00	
1918	630	1,572	5,280	Nil.	4,880	1,380	600 00	
1919	635	In Out	1,008 1,072	3,254 3,128	Nil. Nil.	2,480 2,480	725 725	900 00
Total.....		2,080	6,382	Nil.	4,960	1,450		

SESSIONAL PAPER No. 10a

GRAND MANAN AND THE MAINLAND.

GRAND MANAN STEAMBOAT COMPANY.

Contract No. 14.

T. & C. File No. 23559.

Vote 172.—Grand Manan and the Mainland, steam service between—

1919-20..	\$12,500
1920-21..	12,500

Contractors.—The Grand Manan Steamboat Company, of Grand Manan, N.B.

Date of Contract.—May 30, 1919.

Duration of Contract.—April 1, 1919, to March 31, 1920.

Service and Ports of Call.—From June to September, inclusive:—

(a) One trip each week between Grand Manan and St. Andrew's, calling both ways at Campobello and Eastport, Maine.

(b) One trip each week between Grand Manan and St. John, *via* and calling both ways at Campobello and Eastport.

(c) One round trip each week between Grand Manan and St. John direct.

(d) One trip each week between Grand Manan and St. Stephen, calling both ways at Campobello, Eastport and St. Andrews.

And during the remaining eight months of the year:—

(e) One trip each week between Grand Manan and St. Stephen, calling both ways at Campobello, Eastport and St. Andrew's.

(f) One trip each week between Grand Manan and St. John, calling both ways at Campobello and Eastport.

(g) One trip each week between Grand Manan and St. Andrew's, calling both ways at Campobello and Eastport.

Subsidy.—\$12,500 per annum, payable quarterly in July, October, January and April.

Mails.—To be carried free.

Government Wharves.—Steamers must call at Government Wharves whenever possible.

DISTANCES.

	Miles.
Grand Manan to Campobello..	15
Campobello to Eastport..	3
Eastport to St. John..	45
Eastport to St. Andrew's..	12
St. Andrew's to St. Stephen..	18
St. John to Grand Manan..	45
St. Stephen to Grand Manan..	48
St. Andrew's to Grand Manan..	30

DESCRIPTION OF STEAMER EMPLOYED.

Name.	Dimensions.			Tonnage.			Passenger Accommodation.	N. H. P.	Speed, Knots.	Built.		
	Length.	Breadth.	Depth.	Net.	Gross.	Capacity.				At	In	Of
	Ft.	Ft.	Ft.									
GrandManan.....	130	26	11	180	363	250	350	32	12	Liverpool, N.S.	1911	Wood

10 GEORGE V, A. 1920

TRAFFIC RETURNS.

Calendar Year.	No. of Round Trips Run	No of Passengers Carried	Tons Freight Carried.	Live Stock.	Mails.		Subsidy Paid.	
					Lock Bags.	Tied Sacks.		
1907.....	138	6,524	4,407	Not stated.	Not	stated.	8 cts. 5,000 00	
1908.....	174	6,168	4,016	33	1,561	2,553	5,000 00	
1909.....	173	6,961	3,749	Not stated.	1,389	1,960	6,500 00	
1910.....	174	6,919	3,636	37	1,581	2,359	7,000 00	
1911.....	189	6,057	3,909	31	2,146	2,017	7,000 00	
1912.....	174	7,707	4,660	25	2,295	2,000	9,250 00	
1913.....	171½	7,509	4,010	152	1,815	1,914	9,903 85	
1914.....	172½	6,525	3,927	54	1,633	2,215	10,000 00	
1915.....	176½	6,416	4,589	26	1,775	2,587	10,000 00	
1916.....	174	6,977	5,427	34	1,952	2,859	10,000 00	
1917.....	173	6,473	4,607	41	1,805	3,089	10,000 00	
1918.....	163½	5,606	4,789	21	2,680	3,493	10,000 00	
1919.....	165	In Out	3,674 4,247	4,733 60	33 74	1,017 765	2,934 643	11,875 00
Total.....		7,921	4,793	107	1,782	3,577		

HALIFAX, CANSO AND GUYSBOROUGH.

HALIFAX AND CANSO STEAMSHIP CO., LTD.

Contract No. 30.

T. & C. File No. 23421.

Vote 173.—Halifax, Canso and Guysborough, steam service between—

1919-20.....	\$5,000
1920-21.....	5,000

Contractors.—The Halifax and Canso Steamship Co., Ltd., of Halifax, N.S.*Date of Contract.*—April 26, 1919.*Duration of Contract.*—April 1, 1919, to March 31, 1920.*Service.*—Weekly, all the year round, between Halifax and Guysborough.

Ports of Call.—Calling on all voyages each way at Canso, Whitehead, Drumhead, Isaac's Harbour, Goldboro, Port Beekerton and Port Hilford; and calling on all outward voyages at Half Island Cove and Queensport; calling fortnightly during open navigation on outward voyages at Country Harbour and Boylston; and during the months of January and February at Port Dufferin and Moser's River.

From January 15 to March 31 a fortnightly call only need be made at Guysborough, Queensport and Half Island Cove.

Capacity of Steamer.—The steamer employed is guaranteed to have a cargo capacity equal to 2,500 barrels, with passenger accommodation for 40 passengers, electric lighted throughout and fitted with adequate refrigeration for the carriage of fresh fish.

Laying off Steamer.—The steamer may lay off for refitting two trips in each year, at such time or times as will least interfere with the requirements of the service.

SESSIONAL PAPER No. 10a

Government wharves.—The steamer must call whenever possible.

Subsidy.—\$5,000 per annum, payable quarterly in July, October, January and on the completion of the service.

Mails.—To be carried free.

DISTANCES

	Miles.
Halifax to Port Hilford.	89
Port Hilford to Beckerton.	10
Beckerton to Isaac's Harbour.	16
Isaac's Harbour to Whitehead.	35
Whitehead to Canso.	17
Canso to Queensport.	12
Queensport to Guysborough.	13
Total.	192

DESCRIPTION OF VESSEL EMPLOYED.

Name.	Dimensions.			Tonnage.			Passenger Accommodation.	N. H. P.	Speed—Knots.	Built.		
	Length.	Breadth.	Depth.	Net.	Gross.	Capacity.				At.	In.	Of.
Scotia.	Ft. 137	Ft. 27	Ft. 9.5	268	376	2,000 brls.	100	53	10	Mahone, N.S	1907	Wood

TRAFFIC RETURNS.

Calendar Year.	No. of Round Trips Run.	Number of Passengers Carried.	Tons of Freight Carried.	Live Stock.	Mails.	Subsidy Paid.	
1907.	51	624	5,547	Not given.	Nil.	\$ 4,000	
1908.	52	1,779	9,478 weight		52	Nil.	4,000
1909.	50	1,691	14,818 meas. 8,301 weight		61	Nil.	4,000
1910.	52	1,487	20,955	30	Nil.	4,000	
1911.	49	1,481	21,177	25	Nil.	4,000	
1912.	49	1,344	21,369	25	Nil.	4,000	
1913.	51	2,518	22,222	68	Nil.	4,750	
1914.	51	2,377	22,731	30	Nil.	5,000	
1915.	51	2,247	25,098	Nil.	Nil.	5,000	
1916.	50	2,475	19,862	Nil.	Nil.	5,000	
1917.	51	2,443	25,481	21	—	5,000	
1918.	48	2,168	23,869	Nil.	Nil.	5,000	
1919.	50	In 1,048 Out 1,239	8,413 22,288	Nil. Nil.	Nil. Nil.	5,000	
		Total 2,287	30,701	Nil.	Nil.		

HALIFAX AND NEWFOUNDLAND *via* CAPE BRETON PORTS.

Contract No. 11.
T. & C. File No. 23119.

Vote.—Halifax and Newfoundland via Cape Breton ports, Steam Service between—

1919-20..	\$10,000
1920-21..	5,000

Contractors.—J. A. Farquahar & Co., Ltd., of Halifax, N.S.

Date of Contract.—March 21, 1919.

Duration of Contract.—For the season of navigation, 1919.

Service.—Fortnightly, until 14 complete round trips have been performed; or until the close of navigation, should it close before the said 14 trips can be performed.

Ports of Call.—Halifax to Sydney, *via* the south shore of Cape Breton, thence to North Sydney, Marble Mountain, Baddeck, Ingonish, Neill's Harbour, White Point and St. Paul's Island; thence to Channel, Codroy, Sandy Point, Bay of Islands and Bonne Baie, Nfld.; thence returning to Halifax, calling at Bay of Islands, Sandy Point, Codroy, Channel, St. Paul's Island, White Point, Neill's Harbour, Ingonish, North Sydney and Sydney.

Subsidy.—\$10,000 for the season, payable at the rate of \$714.28 per round trip.

Mails.—To be carried free.

DISTANCES.

	Miles.
Halifax to St. Peter's..	154
St. Peter's to Grand Narrows..	21½
Grand Narrows to Baddeck..	9¾
Baddeck to North Sydney..	40
North Sydney to Sydney..	4½
Sydney to Ingonish..	31
Ingonish to Neil's Harbour..	11
Neil's Harbour to Aspy Bay..	10
Aspy Bay to St. Paul's Island..	21
St. Paul's Island to Channel..	49
Channel to Codroy..	27
Codroy to Bay St. George..	55
Bay St. George to Bay of Islands..	111
Bay of Islands to Bonne Bay..	52
Total..	596

DESCRIPTION OF VESSEL EMPLOYED.

Name.	Dimensions.			Tonnage.			Passenger Accommodation.	N.H.P.	Speed—Knots.	Built.		
	Length.	Breadth.	Depth.	Net.	Gross.	Capacity.				At	In	Of
Princess.....	Ft. 165	Ft. 26	Ft. 17.7	252	542	400	12	90	12	Grange- mouth.....	1896	Steel.

SESSIONAL PAPER No. 10a

TRAFFIC RETURNS.

Calendar Year.	Number of Round Trips run.	Number of Passengers Carried.	Tons of Freight Carried.	Live Stock.	Mail Bags.	Subsidy Paid.
1907.....	16	617	6,268	Not given.	Not given.	\$2,000
1908.....	14	681	5,375	6	14	4,000
1909.....	14	645	5,650	30	20	4,000
1910.....	15	337	8,102	31	30	4,000
1911.....	15	180	8,550	Nil.	22	4,000
1912.....	15	344	7,378	Nil.	34	10,000
1913.....	15	400	8,488	Nil.	20	10,000
1914.....	14	203	9,028	Nil.	28	10,000
1915.....	15	276	9,346	Nil.	39	10,000
1916.....	14	293	9,051	2	44	10,000
1917.....	13	317	7,700	Nil.	65	10,000
1918.....	13	36	5,136	Nil.	51	8,000
1919.....	18	In. 65 Out. 80	1,661 3,252	Nil. 83	33 40	10,000
		Total 145	4,913	83	73	

From 1907 to 1910 inclusive, the service was performed by Messrs. Pickford & Black, of Halifax, N.S.

ORIGIN, QUANTITY AND VALUE OF FREIGHT EXPORTED FROM CANADA TO NEWFOUNDLAND.

Calendar Year.	Canadian Origin.			United States Origin.			Total.		
	Weight.	Measurement.	Value.	Weight.	Measurement.	Value.	Weight.	Measurement.	Value.
	Tons.	Tons.	\$	Tons.	Tons.	\$	Tons.	Tons.	\$
1912.....	2,366	36	119,300	1,139	121	90,743	3,505	157	210,043
1913.....	3,091	636	214,938	552	554	37,799	3,643	1,188	252,737
1914.....	4,421	100	217,962	178	129	25,925	4,599	229	243,887
1915.....	4,308	167	257,505	293	278	46,341	4,601	445	303,846
1916.....	4,012	73	276,533	690	12	110,740	4,702	85	387,273
1917.....	3,058	53	293,323	454	3	75,290	3,512	56	368,613
1918.....	2,280	34	246,535	300	3	43,121	2,580	37	291,656
1919.....	2,631	83	410,650	621	Nil.	73,232	3,252	83	483,882

PRINCIPAL ARTICLES EXPORTED.

Of Canadian Origin.—Flour, paint, molasses, gasolene, beans, stoves, furniture, butter, tea, hay, rope, tin ingots, apples, oats, kerosene oil, beef, pork, sugar, potatoes, oil, clothing, boots and shoes, nets, hardware, wire fencing, roofing, axes, and engines.

Of United States and Foreign Origin.—Molasses, engines and parts thereof, beef, rope, machinery, pork, tobacco, kerosene oil, oranges, shoes, feed, whisky, sugar, tea, salt, gasolene, engines, bananas, oranges, and raisins.

HALIFAX AND LAHAVE RIVER PORTS.

THE WESTERN STEAMSHIP CO., LTD.

Contract No. 67.

T. & C. File No. 23914.

Vote 175.—Halifax and LaHave River Ports, steam service between—

1919-20.....	\$4,000
1920-21.....	4,000

Contractors.—The Western Steamship Co., Ltd., Halifax, N.S.

Date of Contract.—July 24, 1919.

Duration of Contract.—Opening of navigation, 1919, to March 31, 1920.

Service and Ports of Call.—Leaving Halifax once each week, calling at LaHave, Riverport, East LaHave, Pleasantville, Conquerall Bank and Dayspring, and returning to Halifax, calling at the aforesaid ports.

During the winter months, when the LaHave river is frozen over, calls at Pleasantville, East LaHave, Conquerall Bank and Dayspring may be omitted.

During the months of January and February calls at any of the said ports may be omitted if ice conditions prevent their being made. The Minister, however, reserves the right to call upon the contractor to restore the service, as performed in former years, to Tancook Island and way ports, if there should be sufficient demand for it.

Government Wharves.—Steamers must call whenever possible.

Subsidy.—\$3,000 per annum, payable in quarterly instalments on the last days of June, September, December and March. If the service to Tancook Island and way ports should be restored, an additional subsidy shall be payable at the rate of \$20 for each round trip, or not more than \$1,000 for a maximum of fifty round trips during the period covered by this contract.

Mails.—To be carried free.

Withdrawal of steamer for repairs.—The steamer may be withdrawn from the service for a total period of fourteen days, if required, for necessary repairs.

DISTANCES.

	Miles.
Halifax to LaHave	52
" Riverport	54
" West LaHave	56
" Conquerall Bank	60

DESCRIPTION OF VESSEL EMPLOYED.

Name.	Dimensions.			Tonnage.			Passenger Accommodation.	N.H.P.	Speed.	Built.		
	Length.	Breadth.	Depth.	Net.	Gross.	Capacity.				At	In	Of
Enterprise	Feet. 108	Feet. 25	Feet. 8-6	98	211	100	100	42	Knots 11	Shelburne, N.S.	1907	Wood.

TRAFFIC RETURNS.

Calendar Year.	Number of Round Trips Run.	Number of Passengers Carried.	Tons of Freight Carried.	Live Stock.	Bags Mail.	Subsidy Paid.
1911	37	247	2,270	Nil.	Nil.	\$ 750 00
1912	43	410	360	12	Nil.	3,147 73
1913	88	526	5,900	Nil.	Nil.	3,153 85
1914	68½	Nil.	4,294	Nil.	Nil.	2,815 00
1915	76½	134	4,820	Nil.	Nil.	3,000 77½
1916	83½	682	5,287	6	Nil.	3,639 60
1917	72	885	7,310	Nil.	Nil.	4,513 57
1918	23	368	2,300	Nil.	Nil.	1,095 26
1919	44	In 170 Out 173	734 3,075	Nil. Nil.	Nil. Nil.	2,250 00
		Total. 343	3,807	Nil.	Nil.	

SESSIONAL PAPER No. 10a

HALIFAX, SPRY BAY AND CAPE BRETON PORTS.

HALIFAX AND SHEET HARBOUR STEAMSHIP COMPANY, LTD.

Contract No. 55.

T. & C. File No. 23763.

Vote 176.—Halifax and Spry Bay and ports in Cape Breton, steam service between—

1919-20..	\$4,000
1920-21..	4,000

Contractors.—Halifax and Sheet Harbour Steamship Company, Ltd., 234-246 Hollis Street, Halifax, N.S.

Date of Contract.—June 9, 1919.

Duration of Contract.—April 1, 1919, to March 31, 1920.

Service.—Weekly, all the year round.

Ports of Call.—Halifax, Jeddore, Owl's Head, Tangier, Pope's Harbour, Ship Harbour, Sheet Harbour, Sober Island, Spry Bay, St. Peter's, Arichat, West Arichat, Poulamond and L'Ardoise; as well as such other ports or places between the above terminal ports as may be required by the Minister.

(a) The call at Pope's Harbour is at the discretion of the contractors.

(b) The call at L'Ardoise may be omitted in January, February and March.

(c) During the month of February the contractors have the option of omitting calls at St. Peter's, Arichat, West Arichat and Poulamond; and also during parts of the months of January and March, provided satisfactory proof can be shown the Minister that the steamer was prevented from calling at these ports on account of ice conditions.

(d) A fortnightly service to Marble Mountain shall be performed during the season of open navigation.

(e) Through bills of lading shall be issued by the *Margaret* between Halifax and all ports in the Bras d'Or Lakes and on the eastern coast of Cape Breton called at by the *Arcadia* during the present season.

Subsidy.—\$4,000 per annum, payable in four equal instalments in July, October, January and April.

Government Wharves.—Steamer must call whenever possible.

Time for repairs.—Three weeks are allowed during the year for Government inspection and annual overhauling.

Mails.—To be carried free.

DISTANCES.

	Miles.
Halifax to Jeddore..	55
Jeddore to Owl's Head..	15
Owl's Head to Tangier..	10
Tangier to Pope's Harbour..	10
Pope's Harbour to Ship Harbour..	10
Ship Harbour to Sheet Harbour	20
Sheet Harbour to Sober Island..	20
Total..	120

10 GEORGE V, A. 1920

DESCRIPTION OF VESSEL EMPLOYED.

Name.	Dimensions.			Tonnage.			Passenger Accommodation.	N.H.P.	Speed.	Built.			
	Length.	Breadth.	Depth.	Net.	Gross.	Capacity.				At	In	Of	
Margaret.....	Feet. 92	Feet. 19	Feet. 9	100	195	175	90	27	Knots 10½	Sheet	H'bour.	1907	Wood

TRAFFIC RETURNS.

Calendar Year.	Number of Round Trips run.	Number of Passengers Carried.	Tons of Freight Carried.	Live Stock.	Mail.	Subsidy Paid.
1907.....	50	2,186	4,500	Nil.	Nil.	\$ cts. 1,250 00
1908.....	52	1,935	3,470	Nil.	Nil.	2,500 09
1909.....	51	2,226	3,710	Nil.	Nil.	2,500 00
1910.....	52	2,774	2,975	Nil.	Nil.	2,500 00
1911.....	48	2,911	4,695	Nil.	Nil.	2,307 69
1912.....	52	3,138	7,380	Nil.	Nil.	2,500 00
1913.....	50	3,244	7,430	Nil.	Nil.	2,153 84
1914.....	50	2,572	7,700	Nil.	Nil.	3,000 00
1915.....	50	2,630	7,535	Nil.	Nil.	4,000 00
1916.....	45	2,207	9,180	Nil.	Nil.	3,603 08
1917.....	45	1,522	7,155	Nil.	Nil.	3,750 25
1918.....	41	1,101	5,740	100	Nil.	3,767 92
1919.....	46	In..... 838 Out..... 504	3,400 2,825	Nil. Nil.	Nil. Nil.	4,000 00
		Total..1,342	6,225	Nil.	Nil.	

HALIFAX, SOUTH CAPE BRETON AND BRAS D'OR LAKE PORTS.

HENDRY, LTD.

Contract No. 66.
T. & C. File No. 23708.

Note 177.—Halifax, South Cape Breton and Bras d'Or Lake Ports, steam service between—

1919-20.....	\$6,000
1920-21.....	6,000

Contractors.—Messrs. Hendry, Ltd., Halifax, N.S.

Date of Contract.—July 7, 1919.

Duration of Contract.—From the opening to the close of navigation in 1919.

Service and Ports of Call.—Passengers and freight shall be conveyed between Halifax and St. Peter's by the steamers *Margaret* and *Strathlorne*, and shall be transhipped at St. Peter's to and from the *Arcadia*, for the purpose of proceeding to or from the under-mentioned points in the Bras d'Or lakes, and on the east coast of Cape Breton. The *Arcadia's* service shall be as follows: (a) Two round trips each month from St. Peter's, N.S., to Sydney, through the Bras d'Or Lakes, calling at all ports on

SESSIONAL PAPER No. 10a

the west side of the lakes at which freight is offered, or is to be delivered, including Grand Narrows, Iona, Baddeck, Whycomagh, Little Narrows, Nyanza, Boularderie Centre, Boularderie, Marble Mountain, West Bay and Washabuck Centre.

(b) One round trip each month from St. Peter's to Sydney, calling at all ports at which freight is offered, or is to be delivered, on the east side of the lakes, including Johnston's Harbour, Irish Cove, Big Pond, East Bay, Castle Bay and Grand Narrows.

(c) One round trip shall be made each month from St. Peter's to Sydney, calling at North Sydney, Glace Bay, Port Morien, Mainadieu, Louisburg and Gabarous.

(d) The last two trips of the season are to be made from St. Peter's to Gabarous, Louisburg, Mainadieu, Port Morien, Glace Bay, North Sydney, Sydney, Baddeck, Grand Narrows and Iona.

(e) Through tickets for passengers and through bills of lading for freight shall be issued between Halifax via the *Margaret* and *Strathlorne*, and the above mentioned ports in the Bras d'Or Lakes and on the East Coast of Cape Breton.

(f) If, during the early spring and late fall, the steamers *Strathlorne* and *Margaret* have their full complement of freight, and are unable to carry the additional freight required to and from the *Arcadia*, the contractors agree to supply an additional steamer between Halifax and St. Peter's, for the purpose of carrying the surplus of the *Arcadia's* freight.

The calls at Mainadieu are to be conditional upon the weather permitting. Calls at Glace Bay shall not be made unless, in the opinion of the Minister, it is safe for the steamer *Arcadia* to call at this port.

Government Wharves.—Steamer must call whenever possible.

Subsidy.—\$6,000 per annum, payable in four instalments of \$1,500 each.

Mails.—To be carried free.

DISTANCES.

	Miles.
Halifax to St. Peter's	145
St. Peter's to Grand Narrows	20
Grand Narrows to Iona	1
Iona to Baddeck	10
Baddeck to Pt. Bevis	9
Pt. Bevis to Boularderie	3
Boularderie to Boularderie Centre	5
Boularderie Centre to Big Bras d'Or	6
Big Bras d'Or to New Campbellton	1
New Campbellton to North Sydney	15
North Sydney to Sydney	5
Sydney to Glace Bay	21
Glace Bay to Port Morien	15
Port Morien to Mainadieu	14
Mainadieu to Louisburg	16
Louisburg to Gabarous	14
Total	300

DESCRIPTION OF VESSEL EMPLOYED.

Name.	Dimensions.			Tonnage.			Passenger Accommodation	N. H. P.	Speed, Knots.	Built.		
	Length.	Breadth.	Depth.	Net.	Gross.	Capacity.				At	In	Of
Arcadia	Ft. 73	Ft. 16.7	Ft. 6.4	42	62	70	40	30	8	Yar- mouth, N.S.	1884	Wood

TRAFFIC RETURNS.

Calendar Year.	No. of Round trips run.	Number of Passengers Carried.	Tons of Freight Carried.	Live Stock.	Bags Mail	Subsidy paid.
						\$ cts.
1911.....	25	148	7,556	Nil.	Nil.	3,800 00
1912.....	21	21	4,985	Nil.	Nil.	3,200 00
1913.....	21	7	4,930	Nil.	Nil.	3,500 00
1914.....	19	6	4,603	Nil.	Nil.	3,333 33
1915.....	14	Nil.	4,290	Nil.	Nil.	2,666 66
1916.....	15	Nil.	3,770	Nil.	Nil.	5,625 00
1917.....	15	57	4,270	Nil.	Nil.	5,625 00
1918.....	14	Nil.	2,342	Nil.	Nil.	3,999 94
1919.....	26	In..... 80 Out..... 101	2,100 1,675	Nil. Nil.	Nil. Nil. 6,000 00
Total.....		181	3,775	Nil.	Nil.

In 1918 this service, commencing at Halifax was performed by the Provincial S. S. Co., and previous to that by the Halifax and Glace Bay S. S., Co.

HALIFAX AND WEST COAST CAPE BRETON.

THE HALIFAX AND INVERNESS STEAMSHIP Co., LTD.

Contract No. 70.
T. & C. File No. 23764.

Vote 178.—Halifax and West Coast of Cape Breton, calling at way ports, steam service between—

1919-20.....	\$4,000
1920-21.....	4,000

Contractors.—The Halifax and Inverness SS. Co., Ltd., of Halifax, N.S.

Date of Contract.—June 9, 1919.

Duration of Contract.—From the opening to the close of navigation in 1919.

Service.—Weekly. 26 trips shall constitute a full season's service, although the contractors shall be required to make such additional sailings as weather conditions shall permit.

Ports of Call.—Halifax, Port Mulgrave, Port Hawkesbury, Port Hastings, Port Hood, Mabou, Margaree, Grand Etang, Cheticamp, and Eastern Harbour, calling once every two weeks at Havre au Bouche, Cape George and Pleasant Bay, and calling at Inverness, Broadcove Marsh and Margaree Island whenever there is a reasonable quantity of freight or number of passengers to be landed or embarked, weather permitting.

(b) Calls shall be made at Chimney Corner when the wharf is completed, and when there are passengers or freight to be taken on or put off at that place.

(c) One call shall be made during the autumn of the present year at Ballantyne's Cove, N.S.

(d) Through bills of lading shall be issued by the *Strathlorne* from Halifax to all ports in the Bras d'Or Lakes, and on the Eastern Coast of Cape Breton, called at by the *Arcadia* during the present season.

SESSIONAL PAPER No. 10a

Government Wharves.—Steamer must call whenever possible.

Subsidy.—\$4,000 per annum, payable in instalments of \$2,000 on July 1 and on completion of the service.

Mails.—To be carried free.

DISTANCES.

	Miles.
Halifax to Mulgrave.....	159
Mulgrave to Hawkesbury.....	1
Hawkesbury to Hastings.....	3
Hastings to Havre au Bouche.....	7
Havre au Bouche to Port Hood.....	20
Port Hood to Mabou.....	10
Mabou to Margaree.....	31
Margaree to Grand Etang.....	8
Grand Etang to Eastern Harbour.....	9
Eastern Harbour to Pleasant Bay.....	15
Total.....	254

DESCRIPTION OF VESSEL EMPLOYED.

Name.	Dimensions.			Tonnage.			Passenger Accommodation.	N. H. P.	Speed, Knots.	Built.		
	Length.	Breadth.	Depth.	Net.	Gross.	Capacity.				At	In	Of
Strathlorne.....	116	20.2	9	81	135	180	40	24	9	Mahone...	1909	Wood

TRAFFIC RETURNS.

Calendar Year.	No. of Round trips run.	Number of Passengers Carried.	Tons of Freight Carried.	Live Stock	Bags Mail	Subsidy paid.
						\$ cts.
1911.....	30	35	7,864	Nil.	Nil.	1,714 20
1912.....	27	8	6,580	Nil.	Nil.	1,444 44
1913.....	27	Nil.	5,120	Nil.	Nil.	1,500 00
1914.....	27	Nil.	4,662	Nil.	Nil.	3,058 82
1915.....	27	3	3,782	Nil.	Nil.	3,000 00
1916.....	25	Nil.	6,079	Nil.	Nil.	2,941 18
1917.....	27	108	7,150	Nil.	Nil.	4,000 00
1918.....	27	64	4,960	Nil.	Nil.	4,000 00
1919.....	27	In Out	31 26	1,650 1,475	Nil. Nil.	4,000 00
		Total	57	3,125	Nil.	Nil.

HALIFAX AND SHERBROOKE.

W. J. MURDOCH.

Contract No. 29.

T. & C. File No. 21029.

Vote.—Halifax and Sherbrooke, Steam Service between

1919-20..... \$2,000

1920-21..... No subsidy voted.

10 GEORGE V, A. 1920

Contractor.—W. J. Murdoch, of Sherbrooke, N.S.

Date of Contract.—June 16, 1919.

Duration of Contract.—April 1, 1919, to March 31, 1920.

Service.—Weekly.

Ports of Call.—Halifax, Port Dufferin, Moser River, Ecum Secum, Marie Joseph, Liscomb, Sonora and Sherbrooke. Calls at any of these ports may be omitted when ice conditions prevent their being made.

Government Wharves.—Steamer must call whenever possible.

Subsidy.—\$2,000 per annum; payable quarterly.

Mails.—To be carried free.

DISTANCES.

	Miles.
Halifax to Port Dufferin.....	63
" Moser River.....	74
" Ecum Secum.....	80
" Marie Joseph.....	85
" Liscomb.....	94
" Sonora.....	103
" Sherbrooke.....	110

DESCRIPTION OF VESSEL EMPLOYED.

Name.	Dimensions.			Tonnage.			Passenger Accommodation.		N. H. P.	Speed.	Built.		
	Length.	Breadth.	Depth.	Net.	Gross.	Capacity.	1st Class.	2nd Class.			At	In	Of
Dufferin.....	Ft. 108	Ft. 25	Ft. 8-6	99	210	35	15	42	Knots 9	Shelburne, N.S.	1905	Wood

TRAFFIC RETURNS.

Calendar Year.	No. of Round trips run.	Number of Passengers Carried.	Tons of Freight Carried.	Live Stock.	Bags Mail.	Subsidy paid
1913.....	9	2,836	1,500	Nil.	Nil.	\$ 1,000 00
1914.....	45	2,899	3,005	Nil.	Nil.	2,000 00
1915.....	45	2,917	5,350	35	Nil.	2,000 00
1916.....	43	3,092	4,370	42	Nil.	2,000 00
1917.....	45	2,877	4,500	35	Nil.	2,000 00
1918.....	43	2,557	4,850	30	Nil.	2,000 00
1919.....	45	In 1,813 Out 1,585	2,350 2,700	20 12	Nil. Nil.	
		Total 3,398	5,050	32	Nil.	2,000 00

SESSIONAL PAPER No. 10a

MULGRAVE AND CANSO.

HUGH CANN & SON.

Contract No. 53.
T. & C. File 23389.

Vote 179.—*Mulgrave and Canso, steam service between—*

1919-20..	\$9,500
1920-21..	\$9,500

Contractors.—Hugh Cann & Son, Ltd., of Yarmouth, N.S.

Date of Contract.—April 23, 1919.

Duration of Contract.—April 1, 1919, to March 31, 1920.

Service.—Daily (Sundays excepted).

Ports of Call.—Port Mulgrave and Canso, N.S.

Withdrawal for Repairs.—The steamer *R. G. Cann* may be withdrawn for repairs for one month in each year. During such withdrawal the service shall be performed by such steamer other than the *Malcolm Cann* or the *Percy Cann* as may be approved by the Minister.

Wind and Ice.—In the event of any trip or trips being missed on account of wind, fog, snow or ice upon satisfactory evidence being submitted to the Minister, he may direct that no deduction be made from the subsidy otherwise payable for the trip so missed.

Government Wharves.—Steamer must call whenever possible.

Subsidy.—\$9,500 per annum, payable in quarterly instalments in July, October, and January, and upon the completion of the service.

(a) One-quarter of the subsidy otherwise payable shall be deducted when the contractors fail to make connections with the Intercolonial Railway at Mulgrave for both eastbound and westbound traffic in summer, and westbound traffic in winter, in sufficient time to permit of the transfer of passengers, mails and express shipments; but such penalty shall not be inflicted when the contractors are able to satisfy the Minister that the connection has been missed owing to wind, fog, snow or ice.

(b) \$500 of the subsidy shall be deducted should the contractors not place on the said route a substitute steamer other than the *Malcolm Cann* when the *Robert G. Cann* is taken off the said route for repairs as hereinbefore stipulated.

Mails.—To be carried free.

Distance.—Canso to Mulgrave, 24 miles.

DESCRIPTION OF VESSEL EMPLOYED.

Name.	Dimensions.			Tonnage.			Passenger Accommodation	N. H. P.	Speed, knots.	Built.		
	Length.	Breadth.	Depth.	Net.	Gross.	Capacity.				At	In	Of
Robert G. Cann	Ft. 119	Ft. 24.6	Ft. 9.4	111	265	Not stated	100	42	11	Shelburne, N.S.	1911	Wood

10 GEORGE V, A. 1920

TRAFFIC RETURNS.

Calendar Year.	Number of Round trips run.	Number of Passengers Carried.	Tons of Freight Carried.	Number of Live Stock Carried.	Bags Mail.	Subsidy paid.
1907.....	*280	2,535	2,665	Not stated	Not stated	\$ cts. 2,000 00
1908.....	286	2,849	2,332	Nil.	777	4,000 00
1909.....	278	2,794	2,639	Nil.	1,905	4,000 00
1910.....	282	3,148	3,095	Nil.	2,128	4,000 00
1911.....	334	3,370	4,647	Nil.	1,839	4,256 41
1912.....	302 ¹ / ₂	3,529	3,281	Nil.	2,792	6,000 00
1913.....	302	3,577	4,009	Nil.	3,282	6,250 00
1914.....	296 ¹ / ₂	3,795	3,356	13	3,724	6,500 00
1915.....	307	5,303	3,963	12	4,036	6,500 00
1916.....	305	4,897	4,295	Nil.	2,852	6,500 00
1917.....	306	4,580	6,873	609	2,407	6,500 00
1918.....	295	4,251	5,232	Nil.	3,777	6,500 00
1919.....	294	In 2,405 Out 2,415	2,004 2,262	Nil. Nil.	4,300	8,550 00
		Total 4,820	4,266	Nil.		

*Estimated.

MULGRAVE AND GUYSBOROUGH.

THE ELAINE STEAMSHIP CO., LTD.

Contract No. 54.

T. & C. File No. 23392.

Vote 180.—Mulgrave and Guysborough, calling at intermediate ports, steam service between—

1919-20.....	\$7,500
1920-21.....	\$7,500

Contractors.—The Elaine Steamship Co., Ltd., of Halifax, N.S.

Date of Contract.—May 6, 1919.

Duration of Contract.—April 1, 1919, to March 31, 1920.

Service.—Daily (except Sundays).

Ports of Call.—Port Mulgrave and Guysborough, calling at Queensport every trip from Guysborough to Mulgrave and three times each week on return trips to Guysborough on those days on which the steamer is not required to proceed to Boylston. Trips to Boylston shall be made three times each week, during the season of open navigation.

Repairs.—The steamer may be withdrawn one month during each year for repairs, etc. During such withdrawal the service shall be performed by such steamer as may be approved by the Minister.

Wind, Fog, Snow or Ice.—If any trip be missed on account of wind, fog, snow or ice, no deduction may be made from the subsidy otherwise payable for the trip so missed.

Subsidy.—\$7,500 per annum, payable quarterly, in July, October, January and April.

(a) One-quarter of the subsidy otherwise payable shall be deducted when the contractors fail to make connections with the Intercolonial Railway at Mulgrave for both

SESSIONAL PAPER No. 10a

eastbound and westbound traffic in the summer season and westbound traffic in the winter season in sufficient time to permit of the transfer of passengers, mails and express shipments, unless the connection has been missed owing to wind, fog, snow or ice.

Mails.—To be carried free.

DISTANCES.

	Miles.
Guysborough to Mulgrave (via Queensport)	29½
Mulgrave to Guysborough (direct)	25
Guysborough to Boylston	5

DESCRIPTION OF VESSEL EMPLOYED.

Name.	Dimensions.			Tonnage.			Passenger Accommodation	N. H. P.	Speed, Knots.	Built.		
	Length.	Breadth.	Depth.	Net.	Gross.	Capacity.				At	In	Of
	Ft.	Ft.	Ft.									
Elaine	112.7	23.8	7.8	156	272	35	31	12	—	1888	Steel.

TRAFFIC RETURNS.

Calendar Year.	No. of Round trips run.	Number of Passengers Carried.	Tons of Freight Carried.	Live Stock.	Mails.	Subsidy paid
						\$ cts.
1907	270	3,202	783	Not stated.	Not stated.	2,500 00
1908	265	3,099	1,576	32	581	5,000 00
1909	279	3,129	1,166	Nil.	980	4,000 00
1910	324	3,509	1,449	Nil.	981	5,000 00
1911	292	4,081	1,379	Nil.	1,145	5,403 84
1912	308½	4,165	1,211	Nil.	1,425	6,000 00
1913	294½	4,068	2,092	Nil.	2,215	5,110 58
1914	297½	3,812	1,815	Nil.	3,052	5,500 00
1915	308	4,037	1,679	Nil.	3,440	5,500 00
1916	264	3,670	1,600	Nil.	2,722	5,041 66
1917	294	3,504	2,803	Nil.	2,248	5,500 00
1918	271	3,230	2,784	Nil.	3,161	5,500 00
1919	252	In 1,261 Out 1,323	1,300 653	1 Nil.	1,311 1,311	6,219 62
		Total 2,584	1,953	1	2,622	

NEWCASTLE, NEGUAC AND ESCUMINAC, MIRAMICHI RIVER AND MIRAMICHI BAY.

MIRAMICHI STEAM NAVIGATION COMPANY, LTD.

Contract No. 49.
T. & C. File 23223.

Vote 181.—Newcastle, Neguac and Escuminac, calling at all intermediate points on the Miramichi River and Miramichi Bay, steam service between—

1919-20	\$3,000
1920-21	3,000

10 GEORGE V, A. 1920

Contractors.—The Miramichi Steam Navigation Company, Ltd., of Chatham, N.B.

Date of Contract.—March 25, 1919.

Duration of Contract.—From the opening to the close of navigation in 1919.

Service and Ports of Call.—On Mondays, Wednesdays and Fridays: From Newcastle, to and calling both ways at Chatham, Lower Newcastle, Loggieville, Oak Point, Church Point, Escuminac, Neguac and Mills Point Wharf.

On Tuesdays, Thursdays and Saturdays: From Newcastle, to and calling both ways at Chatham, Lower Newcastle, Loggieville, Oak Point, Baie-du-Vin, Church Point and Neguac.

The calls at Lower Newcastle and Mills Point Wharf are conditional upon the completion of the wharves at the respective points.

Government wharves.—Steamer must call whenever possible.

Subsidy.—\$3,000, payable in two equal instalments, on September 1 and on the completion of the contract.

Mails.—To be carried free.

DISTANCES.

	Miles.
Newcastle to Chatham..	5
Chatham to Loggieville..	5
Loggieville to Oak Point..	7
Oak Point to Burnt Church..	9
Burnt Church to Bay du vin..	10
Bay du Vin to Escuminac..	13
Escuminac to Neguac	17
Total..	66

DESCRIPTION OF VESSEL EMPLOYED.

Name.	Dimensions.			Tonnage.			Passenger Accommodation.	N. H. P.	Speed.	Built.		
	Length.	Breadth.	Depth.	Net.	Gross.	Capacity.				At	In	Of
	Ft.	Ft.	Ft.						Knots			
Alexandra...	97	24.5	9	136	200	50	400	38	10	Chatham	1902	Wood.

SESSIONAL PAPER No. 10a

TRAFFIC RETURNS.

Calendar Year.	No. of round trips run.	Number of passengers Carried.	Tons of Freight Carried.	Live Stock.	Sacks of Mail.	Subsidy Paid.
1907.....	170	2,000	1,500	Not given.	Not given	\$ 1,500 00
1908.....	170	7,500	1,300	14	625	1,500 00
1909.....	162	7,050	1,475	34	702	2,000 00
1910.....	174	8,396	1,510	29	574	2,000 00
1911.....	166	7,004	1,445	45	493	2,500 00
1912.....	175	7,314	1,764	23	552	2,500 00
1913.....	189	8,228	1,960	56	557	2,500 00
1914.....	160	7,756	1,921	32	510	2,262 00
1915.....	186	7,762	2,404	37	594	2,500 00
1916.....	180	8,478	2,414	44	560	2,500 00
1917.....	172	7,848	2,275	36	544	2,500 00
1918.....	177	7,070	2,426	40	560	2,500 00
1919.....	165	In 4,139	476	14	311	
		Out 4,139	2,082	10	197	3,000 00
Total.....		8,278	2,558	24	508	

PELEE ISLAND AND THE MAINLAND.

THE WINDSOR AND PELEE ISLAND STEAMSHIP CO., LTD.

Contract No. 52.
T. & C. File 23026.

Vote 182.—*Pelee Island and the Mainland, steam service between—*

1919-20..	\$8,000
1920-21..	8,000

Contractors.—The Windsor and Pelee Island Steamship Co., Ltd., Scudder P.O., Pelee Island, Ont.

Date of contract.—March 21, 1919.

Duration of Contract.—From the opening of navigation in 1919 to March 31, 1920.

Service and Ports of Call.—Six round trips each week, weather permitting, between Pelee Island and the mainland, calling five times each week at Kingsville and Leamington, Ont., and once each week at Windsor and Amherstburg, Ont., until October 1; and thereafter five round trips each week until close of navigation.

Tariff Rates.—Passenger rate for the return trip between Pelee Island and Kingsville or Leamington or vice versa, \$1; and for the return trip between Pelee Island and Windsor or vice versa, \$1.50.

Freight rates are to be same as those contained in a schedule attached to the contract.

Government Wharves.—Steamer must call whenever possible.

Subsidy.—\$8,000, payable in equal instalments on the last days of June, September, December and March.

Mails.—Are to be carried during open navigation between the post offices of Pelee Island, Pelee Island South and Scudder, and such post offices on the mainland as may be designated by the Postmaster General.

DISTANCES.

	Miles.
Kingsville to Leamington..	8
Leamington to Pelee Island..	16
Pelee Island to Windsor..	53
Total..	77

10 GEORGE V, A. 1920

DESCRIPTION OF VESSEL EMPLOYED.

Name.	Dimensions.			Tonnage.			Passenger Accommodation.	N. H. P.	Speed.	Built.		
	Length.	Breadth.	Depth.	Net.	Gross.	Capacity.				At	In	Of
	Ft.	Ft.	Ft.					Knots				
Pelee.....	145	24	13	242	537	...	389	58	13	Colling- wood....	1914	Steel

TRAFFIC RETURNS.

Calendar Year.	No. of Round Trips run.	Passengers. — Number.	Freight. — Tons.	Lumber. — Feet.	Live Stock.	Mails.		Subsidy Paid.
						Bags.	Sacks.	
1907*.....		2,671	2,730	Nil.	Nil.	Not stated.	Not stated.	\$ 1,500
1908*, Jan. 1 to June 30		624	5,540	Nil.	150	150	117	375
1909.....		2,015	358	Nil.	555	348	24	4,000
1910.....	180	5,602	2,718	†222,000	1,231	1,016	215	4,000
1911.....	211	4,360	1,244	279,000	732	1,220	383	5,000
1912.....	184	5,309	3,667	Nil.	447	977	392	5,000
1913.....	185	6,167	4,007	147,000	660	1,431	708	5,000
1914.....	187	3,672	3,469	169,000	371	562	455	7,000
1915.....	241	3,825	3,580	174,000	1,010	765	726	8,000
1916.....	236	3,987	2,700	98,000	1,065	732	644	8,000
1917.....	231	3,761	2,696	89,000	1,101	872	583	8,000
1918.....	205	4,546	1,897	167,000	561	500	676	8,000
1919.....	218	In Out	2,771 2,891	845 1,912	154,000	31 331	946 26	8,000
Total.....		5,662	2,757	154,000	913	662	972	

†and 154,000 shingles.

*Service performed by T. J. Stockwell, Leamington, Ont. During the latter part of 1908 the Chatham Navigation Co. performed this service. From 1909 to 1913, inclusive, the contractors were the Pelee and Lake Erie Navigation Co., of Scudder, Ont.

SESSIONAL PAPER No. 10a

SCHEDULE OF FREIGHT RATES.

	Kingsville and Leamington.	Windsor.
	\$ cts.	\$ cts.
Grain and potatoes, per cwt., car lots.....	0 10	0 12
" " less than carload.....	0 12	0 15
Fruit in baskets, per cwt.....	0 30	0 30
Wine, per bbl.....	0 75	0 75
Oil, per bbl.....	0 85	0 85
Salt and flour, per bbl.....	0 35	0 35
Minimum charge on one parcel.....	0 25	0 25
Any one animal, horse or cattle up to five, each.....	2 50	2 50
Any additional animal over five.....	2 25	2 25
Hogs and sheep up to ten, each.....	0 75	0 75
Hogs and sheep over ten, each.....	0 65	0 65
Groceries and hardware, per cwt.....	0 25	0 25
Lumber, per M ft. up to 5 M ft.....	3 50	3 50
Over 5 M ft.....	3 00	3 00
Shingles per M.....	0 40	0 40
Laths, per M.....	0 50	0 50
Gristing, per bag, return.....	0 20	0 20
Tobacco, per cwt.....	0 40	0 40
Buggies, set up, each.....	1 75	1 75
Buggies, crated, each.....	2 50	2 50
Coal, per ton.....	2 00	2 00
Coal, per ton, in carload lots.....	1 50	1 50
Farm machinery, per cwt.....	0 45	0 45
Flour, per barrel.....	0 40	0 40
Lubricating oils, per barrel.....	0 85	0 85
Linseed oils, ".....	0 85	0 85
Turpentine ".....	0 75	0 75
3 inch Tile, per 100.....	0 60	0 60
4 " ".....	0 80	0 80
5 " ".....	1 00	1 00
6 " ".....	1 20	1 20
8 " ".....	1 60	1 60
10 " ".....	2 00	2 00
12 " ".....	2 40	2 40
Fish per cwt.....	0 35	0 35
Automobiles, one way, including driver.....	3 00	3 00
Automobiles, return, including driver.....	5 00	5 00
Brick, per M.....	6 00	6 00
Lime, per barrel.....	0 50	0 50
Cement, per barrel.....	0 55	0 55
Cement, carloads.....	0 50	0 50
Beer, per case.....	0 35	0 35
Pop, per case.....	0 25	0 25
Eggs, per crate.....	0 25	0 25
Hay and straw, per ton.....	2 50	2 50
Wool, per cwt.....	0 40	0 40
Hides, per cwt.....	0 45	0 45
Fence posts, each.....	0 05	0 05
Wagon, empty.....	2 50	2 50
Stone, per ton.....	1 50	1 50
Hard wall plaster, per cwt.....	0 25	0 25
Scrap iron, per cwt.....	0 25	0 25
Cauliflower, per cwt.....	0 14	0 14
Pianos, each.....	5 00	5 00
Organs, each.....	3 00	3 00
Onions, in carloads.....	0 10	0 12
Onions, less than carloads.....	0 12	0 15
Poultry, in crates, per cwt.....	0 75	0 75
Poultry, not crated, per cwt.....	1 00	1 00

PASSENGER FARES.

Between Pelee Island and Leamington and Kingsville—return.. . . .	\$1 00
" " " " Amherstburg—single.. . . .	1 25
" " " " Windsor—single.. . . .	1 50

10 GEORGE V, A. 1920

PETIT DE GRAT AND INTERCOLONIAL RAILWAY TERMINUS AT
MULGRAVE.

WILLIAM G. LESLIE.

Contract No. 20.

T. & C. File No. 23279.

Vote 183.—Petit de Grat and Intercolonial Railway Terminus at Mulgrave, steam service between—

1919-20.	\$7,000
1920-21.	7,000

Contractor.—William G. Leslie, of Grindstone, Magdalen Islands, and Halifax, N.S.

Date of Contract.—April 7, 1919.

Duration of Contract.—April 1, 1919, to March 31, 1920.

Service and Ports of Call.—One full trip each way daily (Sundays excepted) between Petit de Grat and Mulgrave, calling on all trips both going and coming at Arichat and West Arichat.

Wind and Ice.—In the event of any trip or trips being missed on account of wind or drifting ice, no deduction may be made from the subsidy otherwise payable for the trips so missed.

Government Wharves.—Steamer must call whenever possible.

Subsidy.—\$7,000, payable quarterly in July, October, January and April.

Repairs.—The steamer may be laid off during the month of August, 1919, for repairs, inspection, cleaning, painting, etc., and may also be laid off during the month of February, 1920, at the contractor's option.

Mails.—To be carried free.

DISTANCES.

	Miles.
Petit de Grat to Arichat.	8
Arichat to West Arichat.	7
West Arichat to Mulgrave.	18
Total.	33

DESCRIPTION OF VESSEL EMPLOYED.

Name.	Dimensions.			Tonnage.			Passenger Accommodation.	S.H.P.	Speed—Knots.	Built.		
	Length.	Breadth.	Depth.	Net.	Gross.	Capacity.				At	In	Of
Magdalen	Ft. 98-6	Ft. 21-6	Ft. 8-8	91	134	150	18	28	10	Shelburne, N.S.	1906	Wood 1884

SESSIONAL PAPER No. 10a

TRAFFIC RETURNS.

Calendar Year.	No. of Round Trips run.	Number of Passengers Carried.	Tons of Freight Carried.	Live Stock.	Mails, Sacks.	Subsidy Paid.
1907.....	283	1,972	852	Not stated	Not stated.	\$ cts. 3,000 00
1908.....	275	1,950	800	Nil.	Nil.	3,000 00
1909.....	253	1,989	874	5	570	3,000 00
1910.....	305	1,978	726	Nil.	1,698	3,000 00
1911.....	264	2,167	952	Nil.	1,583	3,257 71
*Jan. 1 to May 4, 1912.....	96½	747	285	121	236	472 22
May 13 to Dec. 31, 1912.....	190½	2,361	673	Nil.	1,401	3,149 04
1913.....	281½	3,160	1,070	2	2,672	5,588 60
1914.....	276½	2,569	835	Nil.	3,354	6,750 00
1915.....	275½	2,140	832	Nil.	2,944	7,000 00
1916.....	241	2,392	1,009	Nil.	2,485	6,125 00
1917.....	217½	1,535	1,106	Nil.	2,235	5,512 43
1918.....	265	1,969	1,541	Nil.	3,075	7,000 00
1919.....	242½	In 1,027 Out 1,081	830 1,221	1 1	1,347 2,156	6,107 58
Total.....		2,108	2,051	2	3,503	

*From 1907 to May 4, 1912, the service was performed by Messrs. Hugh Cann & Son, of Yarmouth, N.S.

PICTOU AND MONTAGUE.

WILLIAM McLURE.

Contract No. 19.

T. & C. File No. 23508.

Vote 184.—*Pictou and Montague, calling at Murray Harbour and Georgetown, steam service between—*

1919-20.....	\$6,000
1920-21.....	6,000

Contractor.—William McLure, of Pictou, N.S.

Date of Contract.—May 7, 1919.

Duration of Contract.—From the opening to the close of navigation in 1919.

Service and Ports of Call.—Two round trips each week, sailing from Montague, calling at Georgetown and Murray Harbour, P.E.I., and Pictou, N.S., returning to Murray Harbour, Georgetown and Montague, and making one call each week at Cardigan.

Subsidy.—\$6,000 for the season, payable in three instalments.

Mails.—To be carried free.

Government Wharves.—Steamer must call whenever possible.

DISTANCES.

Montague to Georgetown.....	Miles. 6
Georgetown to Murray Harbour.....	30
Murray Harbour to Pictou.....	35
Total.....	71

10 GEORGE V, A. 1920

DESCRIPTION OF VESSEL EMPLOYED.

Name.	Dimensions.			Tonnage.			Passenger Accommodation.	N.H.P.	Speed, knots.	Built.		
	Length.	Breadth.	Depth.	Net.	Gross.	Capacity.				At	In	Of
	Ft.	Ft.	Ft.									
Harland.....	113	27	6.7	217	352	50	286	33	10	Shelburne, N.S.	1908	Wood

TRAFFIC RETURNS.

Calendar Year.	Number of Round Trips run.	Number of Passengers Carried.	Tons of Freight Carried.	Number of Live Stock Carried.	Bags Mail.	Subsidy Paid.
1907.....	76	1,320	2,464	Not stated.	Not stated.	\$2,400 00
1908.....	98	1,366	3,376	137	313	6,000 00
1909.....	101	1,533	3,410	826	290	6,000 00
1910.....	106	1,525	3,416	634	817	6,000 00
1911.....	96	1,709	3,755	362	263	6,000 00
1912.....	98	1,739	5,634	409	303	6,000 00
1913.....	111	2,132	4,785	242	457	6,000 00
1914.....	97	1,885	5,126	423	417	6,000 00
1915.....	96	1,926	4,892	230	393	6,000 00
1916.....	85	1,455	5,468	88	124	5,684 21
1917.....	84	1,562	5,956	72	15	6,000 00
1918.....	43	1,497	1,040	62	Nil.	3,580 00
1919.....	61	In 700 Out 844	573 1,317	100 7	Nil. Nil.	6,000 00
		Total 1,544	1,890	107	Nil.	

PICTOU, NEW GLASGOW AND MULGRAVE.

J. W. SMITH.

Contract No. 75.
T. & C. File No. 23936.

Vote.—Pictou and New Glasgow, Antigonish County Ports and Mulgrave, schooner service between—

1919-20..... \$1,500
1920-21..... No subsidy voted.

Contractor.—James Wilson Smith, of Pictou, N.S.

Date of Contract.—June 27, 1919.

Duration of Contract.—From the opening to the close of navigation (November 1), 1919.

Service and Ports of Call.—One round trip each week from Pictou, calling at New Glasgow, Lismore, McAra's Brook, Arisaig, Malignant Cove, Georgeville, Liv-

SESSIONAL PAPER No. 10a

Livingstone Cove, Ballantyne Cove, Morristown Wharf, Bayfield, Tracadie and Havre au Boucher. The call at Tracadie is contingent upon there being sufficient depth of water at the wharf there.

Government Wharves.—Steamer must call whenever possible.

Subsidy.—\$1,500, of which \$750 is payable on August 1, and the balance upon the completion of the service.

Mails.—To be carried free.

DISTANCES.

	Miles.
New Glasgow to Pictou	9
Pictou to Lismore	17
Lismore to McAra's Brook	3
McAra's Brook to Arisaig	3
Arisaig to Malignant Cove	4
Malignant Cove to Georgeville	4
Georgeville to Livingstone Cove	4
Livingstone Cove to Ballantyne Cove	6
Ballantyne Cove to Morristown	7
Total	57

DESCRIPTION OF VESSEL EMPLOYED.

Name.	Dimensions.			Tonnage.			Passenger Accommodation.	N.H.P.	Speed, Knots.	Built.		
	Length.	Breadth.	Depth.	Net.	Gross.	Capacity.				At	In	Of
	Feet.	Feet.	Feet.									
Ryse	47.3	12.8	6	20	20	28	Nil.	30	8	Shippegan Rebuilt Souris . .	1889	Wood

This vessel is a schooner, fitted with an auxiliary gasolene engine.

TRAFFIC RETURNS.

Calendar Year.	No. of Round Trips run.	No. of Passengers Carried.	Tons of Freight Carried.	Live Stock.	Mails.	Subsidy Paid.
1913	42	23	472	Nil.	Nil.	\$ 500
1914	24	Nil.	540	Nil.	Nil.	1,000
1915	26	Nil.	660	Nil.	Nil.	1,000
1916	26	Nil.	253	Nil.	Nil.	1,000
1917	26	Nil.	565	Nil.	Nil.	1,000
1918	No service was performed.					
1919	20	In Nil. Out Nil.	80 210	Nil. Nil.	Nil. Nil.	1,500
		Total Nil.	290	Nil.	Nil.	

10 GEORGE V, A. 1920

PICTOU, MULGRAVE AND CHETICAMP.

Contract No. 16. RODERICK McDUGALL,
T. & C. File No. 23579.

Vote 185.—*Pictou, Mulgrave and Cheticamp, steam service between—*

1919-20.	\$7,500
1920-21.	7,500

Contractor.—Roderick McDougall, of Port Hood, N.S.

Date of Contract.—May 19, 1919.

Duration of Contract.—From the opening to the close of navigation, 1919.

Service and Ports of Call.—(a) Four round trips during the season between Pictou and Mulgrave, calling both ways at Arisaig, Georgeville, Cape George, Morristown, Malignant Cove, Livingstone Cove, Ballantyne Cove and Cribbin's Point, making two trips in the spring, one in September and one in November.

(b) Two round trips each week between Mulgrave and Cheticamp, calling both ways at Port Hastings, Port Hawkesbury, Port Hood, Port Hood Island, Margaree Harbour, Grand Etang, and Eastern Harbour, making 50 round trips during the season; and calling once each week at Pleasant Bay, and whenever passengers or freight are offered and whenever required by the Minister at Henry Island, Mabou Mouth, Inverness, Red Cape and Port Bain, as well as at such other port or ports, place or places *en route* as the Minister may direct.

(c) Eight round trips during the season between Souris and Mulgrave, calling both ways at Arisaig, Georgeville, Cape George, Morristown, Malignant Cove, Livingstone Cove, Ballantyne Cove and Cribbin's Point, of which one trip shall be made in June, two in July, two in August, one in September and two in October, 1918. Permission was given the contractors to substitute Pictou for Souris on each of the eight trips referred to.

Regular semi-weekly connections are to be maintained with the Canadian National Railways at Mulgrave, and the Plant Line steamers at Hawkesbury.

Subsidy.—\$7,500 payable in equal instalments on the first days of July and October and on the completion of the service.

Mails.—To be carried free.

Government Wharves.—Steamer must call whenever possible.

DISTANCES.	Miles.
Souris to Arisaig.	88
Pictou to Arisaig.	24
Arisaig to Malignant Cove.	5
Malignant Cove to Georgeville.	5
Georgeville to Livingstone.	4
Livingstone to Ballantyne.	16
Ballantyne to Morristown.	10
Morristown to Mulgrave.	27
Mulgrave to Hawkesbury.	2
Hawkesbury to Hastings.	3
Hastings to Port Hood.	27
Port Hood to Mabou Mouth.	8
Mabou Mouth to Port Bain.	15
Port Bain to Inverness.	5
Inverness to Red Cape.	5
Red Cape to Margaree.	11
Margaree to Grand Etang.	10
Grand Etang to Cheticamp.	10
Cheticamp to Pleasant Bay.	19
Total.	206

SESSIONAL PAPER No. 10a

DESCRIPTION OF VESSEL EMPLOYED.

Name.	Dimension.			Tonnage.			Passenger Accommodation.	N.H.P.	Speed Knots.	Built.		
	Length.	Breadth.	Depth.	Net.	Gross.	Capacity.				At	In	Of
Kinburn.....	Ft. 114	Ft. 23.5	Ft. 10.5	79	168	40	28	10	Mahone Bay, N.S.	1910	Wood

TRAFFIC RETURNS.

Calendar Year.	No. of Round Trips Run.	Number of Passengers Carried.	Tons of Freight Carried.		Number of Live Stock.	Bags Mail.	Subsidy Paid.
			Weight.	Measurement.			
1907.....	24	181	670	Nil.	Not given.	Not given.	\$ 1,368 00
1908.....	31	282	1,857	776	248	Nil.	2,000 00
1909.....	32	198	1,289	Nil.	678	Nil.	2,000 00
1910.....	36	247	1,361	Nil.	927	Nil.	2,000 00
1911.....	26½	326	1,387	382	Nil.	Nil.	2,096 50
1912.....	86	715	3,609	Nil.	998	Nil.	6,718 75
1913.....	84	904	2,687	Nil.	257	Nil.	7,005 00
1914.....	64	550	535	Nil.	Nil.	Nil.	5,942 70
1915.....	67	315	1,145	Nil.	Nil.	Nil.	5,566 26
1916.....	66	633	1,311	N.I.	Nil.	Nil.	8,106 39
1917.....	66	343	922	545	Nil.	Nil.	7,500 00
1918.....	62	493	3,125	N.P.	Nil.	Nil.	7,500 00
1919.....	65	In Out	395 429	5,100 3,900	Nil. Nil.	Nil. Nil.	 7,500 00
		Total	824	9,000	Nil.	Nil.	Nil.

Traffic returns shown above from 1907 to 1911 inclusive are for Pictou-Cheticamp service only (123 miles), from Pictou to Port Hood, Mabou, Port Bain, Inverness, Red Cape, Margaree, Big Pond and Cheticamp.

PORT MULGRAVE, ST. PETER'S, IRISH COVE AND MARBLE MOUNTAIN.

RICHMOND STEAMSHIP COMPANY.

Contract No. 26.

T. & C. File 23155.

Note 186.—Port Mulgrave, St. Peter's, Irish Cove and Marble Mountain, and other ports on the Bras d'Or Lakes, steam service between—

1918-19.....	\$6,500
1919-20.....	6,500

Contractors.—The Richmond Steamship Company, of Sydney, N.S.

Date of Contract.—March 20, 1919.

10 GEORGE V, A. 1920

Duration of Contract.—From the opening to the close of navigation, 1919.

Service and Ports of Call.—Two full round trips each week between Port Mulgrave, Poulamond, Grandique, River Bourgeois, St. Peter's, Johnston's Harbour, Irish Cove and Grand Narrows; and four full round trips each week between Grand Narrows and Marble Mountain, two of which each week are to extend to West Bay.

Government Wharves.—Steamer must call whenever possible.

Subsidy.—\$6,500 per annum, payable in July, October, December and at the close of the service.

Mails.—To be carried free.

DISTANCES.

	Miles.
Grand Narrows to Marble Mountain..	18
" " West Bay..	31
" " Irish Cove..	11
" " Johnston's Harbour..	19
" " St. Peter's..	31
" " Grandique..	44
" " Mulgrave..	65

DESCRIPTION OF VESSEL EMPLOYED.

Name.	Dimensions.			Tonnage.			No. of Passengers Carried.	N.H.P.	Speed.	Built.		
	Length.	Breadth.	Depth.	Net.	Gross.	Capacity.				At	In	Of
	Ft.	Ft.	Ft.						Knots			
Richmond	112.5	18	8.25	105	162	75	100	21	9	Sydney..	1905	Wood

TRAFFIC RETURNS.

Calendar Year.	Number Round trips run.	Number of Passengers Carried.	Tons of Freight Carried.	Live Stock Carried.	Mails.	Subsidy Paid.
						\$ cts.
1907		1,320	650	Not stated.	Not stated.	6,000 00
1908	145	2,100	772	Nil.	Nil.	6,000 00
1909	153	2,290	534	Nil.	Nil.	6,000 00
1910	156	2,200	425	Nil.	Nil.	6,000 00
1911	204	1,970	515	6	Nil.	6,000 00
1912	214	2,274	735	28	Nil.	6,000 00
1913	224	2,180	674	35	Nil.	5,920 50
1914	197	1,250	475	10	Nil.	6,500 00
1915	208½	1,360	467	15	Nil.	6,500 00
1916	233	1,390	483	23	Nil.	6,500 00
1917	214	1,680	585	18	Nil.	6,500 00
1918	212	1,580	700	35	Nil.	8,500 00
1919	152	In 545	245	Nil	Nil.	
		Out 425	185	6	Nil.	5,979 96
		Total... 970	430	6	Nil.	

SESSIONAL PAPER No. 10a

QUEBEC, MONTREAL AND THE NORTH AND SOUTH SHORES OF THE GULF OF ST. LAWRENCE AND PRINCE EDWARD ISLAND, NOVA SCOTIA AND THE MAGDALEN ISLANDS.

THE GULF OF ST. LAWRENCE SHIPPING AND TRADING CO.

Contract No. 76.
T. & C. File No. 22074.

Vote 187.—Quebec, Montreal and ports on the North and South Shores of the Gulf of St. Lawrence, steam service between: including steam service between Quebec, Natashquan and Harrington, steam service between Montreal and Paspébiac, and steam service between Pictou, Souris and the Magdalen Islands—

1919-20..	\$70,000
1920-21..	70,000

Contractors.—The Gulf of St. Lawrence Shipping and Trading Company, Ltd., of Quebec, Que.

Date of Contract.—November 20, 1918. (Authorized by Order in Council of October 2, 1918.) Amended by Supplementary Contract dated June 25, 1919.

Duration of Contract.—From the opening of navigation, 1919, to the close of navigation, 1923.

Service and Ports of Call.—(1) Montreal and Paspébiac service.

Two round trips each month from Montreal to Paspébiac, calling both ways at Cap Chat, Ste. Anne des Monts, Mont Louis, Grande Vallée Chlorydomes, Fox River, Griffin Cove, Anse à Louise, Grande Greve, Douglastown, Gaspé Basin, Mal Bay, Percé, Cape Cove, Grande Rivière, Chandler, Newport and Port Daniel; and calling once each round voyage, either on the up or down trip, at Mechins, Marsouins, Martin River, Claude River, St. Antoine, Magdalen, Petite Vallée, Pointe Fregate, St. Yvon (Point Seche), Grand Etang, Anse à Valeau and Pointe Jaune.

(2) Quebec and North Shore service.

(a) Two round trips each month from Quebec to Harrington, calling each way at Godbout, Trinity Bay, Egg Island, Pentecost, Seven Islands, Clarke City, Rivière aux Graines, Sheldrake, Thunder River, Magpie, St. John River, Long Point, Mingan, Esquimaux Point and Natashquan, and also calling at Piastre Bay, provided that suitable range lights be placed by the Government at this place.

(b) Two round trips each month from Quebec to Natashquan, calling each way at Bersimis, Godbout, Trinity Bay, Egg Island, Pentecost, Seven Islands, Clarke City, Rivière aux Graines, Sheldrake, Thunder River, Magpie, St. John's River, Longue Pointe, Mingan, Esquimaux Point and Piastre Bay, provided that suitable range lights be placed by the Government at the last-named place.

The above-mentioned services are to be run during the season of navigation on the St. Lawrence, in each of the years 1919 to 1923, both included.

(3) Two round trips each week between Pictou, Souris, and Amherst, Grindstone and Pointe Basse in the Magdalen Islands, calling at Grand Entry once each week, and at Etang du Nord once every two weeks, and calling at Bryan Island once each month in June, July, August and September. All the aforesaid service is to be maintained from the opening until the closing of navigation at the Magdalen Islands in each year from 1919 to 1923, both included. In case navigation closes at Pictou before it closes at the Islands, some port in Cape Breton, to be approved by the Minister, shall be substituted for Pictou. Calls at Grand Entry will not be required after the end of September in each year.

10 GEORGE V, A. 1920

Subsidy.—\$70,000 per annum, divided as follows:—

(1) Quebec and South Shore service: \$1,428.57 per round trip for 14 round trips, the total amount to be not more than \$20,000 per annum; provided that during the 1919 season, while the steamer *A. Tremblay* is being employed, the subsidy shall be \$1,000 per round trip.

(2) Quebec and North Shore service: (a) \$1,428.57 per round trip for 14 round trips between Quebec and Harrington, the total amount to be not more than \$20,000 per annum.

(b) \$714.28 per round trip for 14 round trips by the steamer *Guide* between Quebec and Natashquan, the total amount to be not more than \$10,000 per annum.

(3) Magdalen Islands and the mainland service: \$20,000 per annum, payable in equal instalments.

Mails.—To be carried free.

Delays at Wayports.—If, at any port where boats are used for loading and discharging freight, such boats do not come out to the steamer within 30 minutes after the said steamer has anchored, the steamer shall be at liberty, at the captain's discretion, to proceed on her voyage. Notice of arrival must be given by steam whistle or otherwise at the time of anchoring.

DISTANCES.

	Miles.
<i>Montreal and South Shore Service—</i>	
Montreal to Quebec	139
Quebec to Mechins	222
Mechins to Cap Chat	13
Cap Chat to Ste. Anne des Monts	9
Ste. Anne des Monts to Martin River	15
Martin River to Claude River	11
Claude River to Mont Louis	6½
Mont Louis to St. Antoine	7½
St. Antoine to Lit. Madeleine	5
Lit. Madeleine to Cap. Madeleine	4
Cap. Madeleine to Grand Valley	6½
Grand Valley to Pte. Vallée	3½
Pte. Vallée to Pte. Fregate	4
Pte. Fregate to Chlorydomes	5½
Chlorydomes to Pte. Sèche	2½
Pte. Sèche to Grand Etang	3
Grand Etang to Anse à Valeau	6½
Anse à Valeau to Pte. Jaune	3
Pte. Jaune to Little Fox River	3
Little Fox River to Fox River	3
Fox River to Griffin Cove	5½
Griffin Cove to L'Anse à Louise	4
L'Anse à Louise to Cap Rosier	2
Cap Rosier to Grand Grève	11
Grand Grève to Douglastown	5
Douglastown to Gaspé Basin	8½
Gaspé Basin to Mal Bay	28
Mal Bay to Percé	6
Percé to Cape Cove	8
Cape Cove to Grande Rivière	9
Grande Rivière to Chandler	5
Chandler to Newport	7
Newport to Port Daniel	11
Port Daniel to Paspébiac	19
Total	591½
<i>Quebec and North Shore Service—</i>	
Quebec to Godbout	224
Godbout to Pt. des Monts	8½
Pt. des Monts to Trinity Bay	6
Trinity Bay to Egg Island	12½
Egg Island to Pentecost	12
Pentecost to Shelter Bay	17

SESSIONAL PAPER No. 10a

DISTANCES.—Continued.

	Miles.
Quebec and North Shore Service.— <i>Con.</i>	
Shelter Bay to Clarke City.....	13
Clarke City to Seven Islands.....	8½
Seven Islands to Moisie.....	18
Moisie to Rivière aux Graines.....	35
Rivière aux Graines to Sheldrake.....	12
Sheldrake to Thunder River.....	5
Thunder River to Magpie.....	18½
Magpie to St. John's River.....	6
St. John's River to Long Point.....	8½
Long Point to Mingan.....	5
Mingan to Esquimaux Point.....	17
Esquimaux Point to Natashquan.....	77½
Natashquan to Harrington.....	122½
Total.....	626½
Mainland and Magdalen Islands Service—	
Pictou to Souris.....	50
Souris to Etang du Nord.....	76
Etang du Nord to Amherst.....	33
Amherst to Grindstone.....	9
Grindstone to Pointe Basse.....	4
Pointe Basse to Grand Entry.....	15
Total.....	187
Etang du Nord to Bryan Island.....	50

DESCRIPTION OF VESSELS EMPLOYED.

Name.	Dimensions.			Tonnage.			Passenger Accommodation.	N. H. P.	Speed, Knots.	Built.		
	Length.	Breadth.	Depth.	Net.	Gross.	Capacity.				At	In	Of
	Ft.	Ft.	Ft.									

SOUTH SHORE SERVICE.

A. Tremblay, ...	111	28	10	147	244	400	30	24	7	Mahone.....	1916	Wood
------------------	-----	----	----	-----	-----	-----	----	----	---	-------------	------	------

(The *A. Tremblay* was temporarily employed during 1919. Commencing on the opening of navigation in 1920, however, the contractors must put on a larger, better and more suitable boat.)

NORTH SHORE SERVICE.

Labrador....	125	23.9	13.6	174	316	483	30		10	Lauzon,	1918	Steel.
Guide.....	114	21.6	12.9	82	153	110	20	24	8	Dumbarton.....	1892	Steel.

MAGDALEN ISLANDS SERVICE.

Lady Evelyn, ...	189	26.1	9.5	192	321	75	150	12	Birkenhead.....	1901	Steel.
------------------	-----	------	-----	-----	-----	-------	----	-----	----	-----------------	------	--------

10 GEORGE V. A. 1920

TRAFFIC RETURNS.

SOUTH SHORE SERVICE.

Calendar Year.	No. of Round Trips run.	No. of Passengers Carried.	Tons of Freight Carried.	Live Stock.	Mail.	Subsidy Paid.
1907	15	2,275	2,200	Nil.	Nil.	\$ 8,500 00
1908	15	2,225	2,295	Nil.	Nil.	8,500 00
1909	15	1,806	2,359	Nil.	Nil.	8,500 00
1910	15	1,631	2,525	Nil.	Nil.	8,500 00
1911	15	1,801	2,070	Nil.	Nil.	8,500 00
1912	15	2,605	2,060	Nil.	Nil.	8,500 00
1913 (a) (Bouchard Bros. service)	13	1,519	1,378	Nil.	Nil.	7,366 67
1913 (b) (These two trips were made by the Gaspésien, of the Gaspé and Baie des Chaleurs Line)	2	228	2,975	Nil.	Nil.	1,133 33
1914	15	1,523	3,275	Nil.	Nil.	8,500 00
1915	15	1,233	3,562	Nil.	Nil.	8,500 00
1916	51	1,224	3,921	Nil.	Nil.	8,500 00
1917	9	373	641	Nil.	Nil.	5,400 00
1918	13	166	1,646	Nil.	Nil.	8,500 00
1919	14	In .. 108 Out .. 102	909	Nil.	Nil.	14,000 00
		Total .. 210	3,408	Nil.	Nil.	

From 1907 to 1913 the service was performed by Bouchard Bros., Quebec over part of the route covered by the present contract, between the ports of Quebec and Gaspé Basin.

The *Lady of Gaspé* was wrecked on October 13, 1915, after performing twelve trips. The remaining three trips were run by the *Percésien*, of the Gaspé and Baie des Chaleurs Steamship Company, who received \$1,700 for the service.

The steamers *Percésien* and *Gaspésien* were sold by the contractors towards the end of October, 1917.

During 1918 the service was performed by Ulric Tremblay, of Quebec, Que.

Previous to 1919 the service contracted for was from Quebec to Gaspé Basin; in 1919 it was from Montreal to Paspébiac.

NORTH SHORE SERVICE.

Calendar Year.	No. of Round Trips Run.	No. of Passengers Carried.	Tons of Freight Carried.	Live Stock	Mails.		Subsidy Paid
					Lock Bags.	Tied Sacks.	
1907	32	2,508	24,000	Not stated.	Not stated.		\$ 20,000 00
1908	35	2,695	10,180	22	1,692	1,448	20,000 00
1909	35	2,359	4,970	110	1,589	913	20,000 00
1910	30	2,996	8,600	179	1,389	1,138	20,000 00
1911	19	1,803	3,660	98	670	856	13,666 65
1912	23	2,330	6,312	130	1,104	1,144	12,214 28
1913	13	2,033	4,159	172	612	468	13,812 50
1914	28	2,285	9,339	Nil.	1,946	Nil.	25,483 35
1915	32	3,081	4,669	Nil.	2,737	Nil.	28,000 00
1916	32	4,013	3,383	Nil.	2,247	Nil.	28,000 00
1917	14	1,114	1,711	Nil.	2,146	Nil.	23,666 60
1918	25	773	3,836	47	3,622	49	28,000 00
1919	30	In .. 576 Out .. 639	696	54	816	24	30,000 00
		Total .. 1,215	3,527	67	4,123	35	

From 1908 to 1913 inclusive the service was performed by Holliday Bros., of Quebec; from 1914 to 1916 inclusive by the Canada Steamship Lines, Ltd.; in 1917 by the Gaspé and Baie des Chaleurs S.S. Co., Ltd.; and in 1918 by G. F. Gibsons and J. E. Bernier.

SESSIONAL PAPER No. 10a

MAGDALEN ISLANDS SERVICE.

Calendar Year.	No. of Round Trips run.	Number of Passengers Carried.	Tons of Freight Carried.	Live Stock	Mails.		Subsidy Paid.	
					Lock Bags.	Tied Sacks		
1907	58	880	5,900	Not given.	Not given.		\$ 15,000 00	
1908	61	1,357	4,472	18	2,952	Nil.	15,000 00	
1909	62	1,168	1,419	944	3,027	169	12,000 00	
1910	70	1,394	6,048	1,109	2,932	340	15,000 00	
1911	61	1,416	6,173	1,269	2,551	308	15,000 00	
1912	64	1,109	7,433	508	2,875	880	14,807 70	
1913	68	642	6,905	727	3,509	482	15,000 00	
1914	61	1,380	4,802	811	2,788	921	18,000 00	
1915	60	633	8,462	174	2,505	1,297	17,769 23	
1916	52	1,714	6,591	26	2,267	1,239	14,000 00	
1917	54	1,913	8,860	69	2,966	505	17,769 23	
1918	43	1,379	4,932	130	3,083	1,393	18,000 00	
1919	53	In	831	2,100	20	1,093	922	18,000 00
		Out	820	7,400	99	1,404	547	
Total.		1,651	9,500	119	2,497	1,469		

From 1909 to 1915 inclusive this service was performed by Wm. McLure, of Pictou, N.S.; in 1916 and 1917 by the Magdalen Islands S.S. Co., Ltd.; and in 1918 by J. A. Farquhar & Co., Ltd., of Halifax.

ST. JOHN AND ST. ANDREWS, N.B.

MARITIME STEAMSHIP COMPANY, LTD.

Contract No. 41.

T. & C. File No. 23229.

Vote 188.—St. John, N.B., and St. Andrews, N.B., calling at intermediate points, steam service between—

1919-20	\$4,000
1920-21	4,000

Contractors.—The Maritime Steamship Company, Ltd., of Black's Harbour, N.B.

Date of Contract.—March 24, 1919.

Duration of Contract.—April 1, 1919, to March 31, 1920.

Service and Ports of Call.—A regular service between St. John and St. Andrews, calling at Dipper Harbour, Black's Harbour, Back Bay, Letete, Deer Island, and St. George.

One round trip per week is to be run throughout the year, as follows:—

(a) Leave St. John for St. Andrews on Saturday mornings, calling at Dipper Harbour, Beaver Harbour, Black's Harbour, Back Bay or Letete, Deer Island and Red Store or St. George.

(b) Returning leave St. Andrews for St. John on Tuesday mornings, calling at Letete or Back Bay, Black's Harbour, Beaver Harbour and Dipper Harbour.

Government Wharves.—Steamer must call whenever possible.

Subsidy.—\$4,000 per annum, payable as follows: On October 1, \$2,000 and on the completion of the service, \$2,000.

Mails.—To be carried free.

10 GEORGE V. A. 1920

DISTANCES

	Miles
St. John to Dupper Harbour.....	19
" Beaver Harbour.....	36
" Black's Harbour.....	42
" Lord's Cove.....	50
" Back Bay.....	55
" Letete.....	58
" St. George.....	63
" St. Andrew's.....	80

DESCRIPTION OF VESSEL EMPLOYED.

Name.	Dimensions.			Tonnage.			Passenger Accommodation	N. H. P.	Speed.	Built.		
	Length.	Breadth.	Depth.	Net.	Gross.	Capacity.				At	In	Of
Connors Bros ...	Ft. 97	Ft. 21-6	Ft. 9	49	133	150	197	30	Knots- 8	Shelburne, N.S.	1904	Wood

TRAFFIC RETURNS.

Calendar Year.	No. of Round Trips run.	Passengers Carried.	Tons of Freight Carried.	Live Stock.	Mails.		Subsidy Paid.
					Loose Bags.	Tied Sacks.	
May 1 to Dec. 31, 1909	26	873	2,762	Nil.	Nil.	Nil.	\$ 500 00 cts.
1910	48	1,040	4,733	Nil.	Nil.	Nil.	2,500 00
1911	49	1,058	5,005	Nil.	196	Nil.	3,384 62
1912	48	1,095	4,825	Nil.	192	Nil.	3,769 23
1913	47	1,091	4,656	Nil.	188	Nil.	4,000 00
1914	48	1,121	5,436	Nil.	200	Nil.	4,000 00
1915	50	1,276	5,884	Nil.	200	6	4,000 00
1916	52	1,275	6,846	Nil.	208	12	4,000 00
1917	52	1,289	5,719	Nil.	184	22	4,000 00
1918	52	1,280	7,039	Nil.	498	12	4,000 00
1919	48	In ... 730 Out ... 900	4,292 4,577	Nil. Nil.	187 231	12	4,000 00
		Total. 1,630	9,169	Nil.	418	12	

ST. JOHN AND BRIDGETOWN.

BRIDGETOWN STEAMSHIP COMPANY.

Contract No. 72.

T. & C. File No. 22977.

Vote 189.—St. John and Bridgetown, Steam Service between—

1919-20.....	\$2,500
1920-21.....	2,000

Contractors.—The Bridgetown Steamship Company, Ltd., of Bridgetown, N.S.

Date of Contract.—June 24, 1919.

Duration of Contract.—From the opening to the close of navigation in 1919.

SESSIONAL PAPER No. 10a

Service and Ports of Call.—Weekly; making thirty-two round trips during the season of navigation between St. John and Bridgetown, calling each way at Ray's Creek, Tupperville and Round Hill; and calling fortnightly at Clementsport and Deep Brook.

Government Wharves.—Steamer must call whenever possible.

Subsidy.—\$78.12 for each round trip, not to exceed a total of \$2,500 for the season, payable on July 1, October 1, and at close of navigation.

Mails.—To be carried free.

DISTANCES

	Miles.
Bridgetown to Upper Granville.....	5½
Granville to Tupperville.....	7½
Tupperville to Round Hill.....	7
Round Hill to St. John.....	7
Total.....	70

DESCRIPTION OF VESSEL EMPLOYED.

Name.	Dimensions.			Tonnage.			Passenger Accommodation.	N. H. P.	Speed, Knots.	Built.		
	Length.	Breadth.	Depth.	Net.	Gross.	Capacity.				At	In	Of
Valinda.....	Ft 95	Ft 21.5	Ft 9.3	56	117	60	25	19	9½	Liverpool, N.S.	1911	Wood

TRAFFIC RETURNS.

Calendar Year.	No. of Round Trips run.	Number of Passengers Carried.	Tons of Freight Carried.	Live Stock.	Mails.	Subsidy Paid.
1912.....	56	7	5,148	Nil.	Nil.	\$ 2,000
1913.....	36	55	3,021	Nil.	Nil.	2,000
1914.....	35	30	3,845	Nil.	Nil.	2,500
1915.....	36	17	2,313	Nil.	Nil.	2,500
1916.....	35	29	2,554½	Nil.	Nil.	2,500
1917.....	36	28	2,493	Nil.	Nil.	2,500
1918.....	34	23	2,404	Nil.	Nil.	2,500
1919.....	37	In 7 Out 5	1,781 1,183	Nil. Nil.	Nil. Nil.	2,500
		Total	12	2,964	Nil.	Nil.

ST. JOHN AND DIGBY.

DOMINION ATLANTIC RAILWAY COMPANY.

Contract No. 8.
T. & C. File No. 23474.

Vote 190.—*St. John and Digby, steam service between—*

1919-20	\$20,000
1920-21	10,000

Contractors.—The Dominion Atlantic Railway Company of Kentville, N.S.
On September 1, 1913, this line passed to the control and ownership of the Canadian Pacific Railway, Montreal, Que.

Date of Contract.—May 1, 1919.

Duration of Contract.—April 1, 1919, to March 31, 1920.

Service and Ports of Call.—Full round daily trips (Sundays excepted) from St. John to Digby and return to St. John.

Connection at St. John.—On all trips from Digby to St. John the steamer shall arrive at St. John in ample time for passengers, mails and perishable express goods westward bound to be transferred to the C.P.R. afternoon train for Montreal.

In the event of any trip from Digby to St. John or the connection with the westbound trains at St. John being missed owing to stress of weather, upon satisfactory evidence thereof being furnished to the Minister, he may direct that no deduction be made from the subsidy.

Government Wharves.—Steamer must call whenever possible.

Subsidy.—\$20,000, payable quarterly, in July, October, January and April.

Mails.—To be carried free. If during the continuance of this contract other trips are made than as above stated, all mails tendered shall be carried without additional remuneration.

Distance.—St. John to Digby, 47 miles.

DESCRIPTION OF VESSEL EMPLOYED.

Name.	Dimensions.			Tonnage.			Passenger Accommodation.			Refrigerator Space.	N. H. P.	Speed Knots	Built.			
	Length	Breadth	Depth.	Net.	Gross.	Capacity	1st Class	2nd Class	3rd Class				At	In	Of	
Empress	Ft 235	Ft 34	Ft 28	612	1341	50	456				Nil.	365	16½	Newcastle-on-Tyne	1906	Steel.

SESSIONAL PAPER No. 10a

TRAFFIC RETURNS.

Calendar Year.	No. of Round Trips run.	Number of Passengers Carried.	Tons of Freight Carried.	Live Stock.	Mails.		Subsidies Paid.
1907.	263	27,668	21,285	Not stated.	Not stated.		\$ 16,245 29
1908	314	28,782	21,161	349	2,093 lock bags 8,413 tied sacks		19,935 90
					Bags.	Sacks.	
1909	313	29,889	22,661	471	4,414	16,004	19,792 50
1910	313	32,328	23,163	499	4,782	17,511	19,872 20
1911	311	30,834	27,040	406	5,075	21,340	19,870 96
1912	312	31,152	26,520	580	6,434	18,238	19,936 71
1913	320	39,781	29,507	455	6,049	15,213	19,613 73
1914	377	30,957	23,810	1,155	3,443	25,427	19,865 19
1915	312	25,795	22,367	617	3,438	25,186	20,000 00
1916	315	31,109	32,893	569	3,421	26,213	20,000 00
1917	305	27,532	34,772	801	3,344	27,022	19,423 08
1918	304	38,058	29,686	885	3,344	21,600	20,000 00
1919	303½	In 19,742 Out 16,615	5,092 19,924	785 170	2,432 909	16,155 9,361	20,000 00
		Total 36,357	25,016	955	3,341	25,516	

ST. JOHN, DIGBY, ANNAPOLIS AND GRANVILLE.

VALLEY STEAMSHIP COMPANY, LTD.

Contract No. 37.

T. & C. File 23781.

Vote 191.—St. John, Digby, Annapolis and Granville, steam service between, viz.:
along the west coast of the Annapolis basin—

1919-20	\$2,000
1920-21	2,000

*Contractors.—*The Valley Steamship Co., Ltd., of Granville Ferry, N.S.

*Date of Contract.—*June 14, 1919.

*Duration of Contract.—*April 1, 1919, to March 31, 1920.

*Service and Ports of Call.—*A weekly service between St. John, N.B., Annapolis Royal and Granville Ferry, N.S., calling on all trips both ways at Victoria Beach and Littlewoods Wharf (opposite Goat Island), and when tide and weather will permit continuing such trips to Granville Centre, with the privilege on the part of the contractors of further extending the route to Bridgetown, N.S.

During the winter months, in case the ice will not permit the running of the vessel up the Annapolis basin and river, the trip from St. John shall be allowed to terminate at Digby.

*Repairs.—*The contractors have the right at any time to withdraw the steamer for a period of two weeks, and also in addition thereto for a period not exceeding 14 days, for the purpose of inspection or repairs, and may also replace it with another steamer subject to the approval of the Minister.

*Government Wharves.—*Steamer must call whenever possible.

*Mails.—*To be carried free.

Subsidy.—\$2,000 per annum, payable quarterly in July, October, January and April.

10 GEORGE V. A. 1920

DISTANCES.

	Miles
St. John to Annapolis.....	62
St. John to Victoria Beach.....	45
Victoria Beach to Port Wade.....	5
Port Wade to Granville Ferry.....	12
Granville Ferry to Granville Centre.....	4
Granville Centre to Annapolis.....	4
Granville Ferry to Annapolis.....	1
Distance between terminal points via way ports.....	79

DESCRIPTION OF VESSEL EMPLOYED.

Name.	Dimensions.			Tonnage.			Passenger Accommodation.	N. H. P.	Speed.	Built.		
	Length	Breadth	Depth.	Net.	Gross.	Capacity				At	In	Of
Granville	112	22	9	49	139	100	38	24	9	Shelburne,	1909	Wood.

TRAFFIC RETURNS.

Calendar Year.	Number Round Trips run	Number Passengers Carried.	Tons Freight.	Live Stock.	Mails.	Subsidy Paid.
1907	52	109	2,721	Nil.	Nil.	\$ cts. 1,500 00
1908.....	50	131	3,119	Nil.	Nil.	1,500 00
1909.....	51	58	3,069	Nil.	Nil.	1,471 15
1910.....	49	118	2,868	Nil.	Nil.	1,500 00
1911.....	47	60	2,694	Nil.	Nil.	1,500 00
1912.....	50	66	3,386	Nil.	Nil.	1,500 00
1913.....	51	57	2,788	Nil.	Nil.	1,500 00
1914.....	52	69	3,024	Nil.	Nil.	1,875 00
1915.....	50	39	3,079	Nil.	Nil.	1,961 55
1916.....	50	77	4,069	Nil.	Nil.	2,000 00
1917.....	45	78	3,299	Nil.	Nil.	1,875 00
1918.....	44	74	3,976	Nil.	Nil.	2,000 00
1919.....	52	In Out	3,124 685	Nil.	Nil.	2,000 00
		Total	51	3,897	Nil.	Nil.

ST. JOHN AND PORTS ON THE BAY OF FUNDY AND MINAS BASIN.

BAY OF FUNDY AND MINAS BASIN STEAMSHIP CO., LTD.

ST. JOHN STEAMSHIP CO., LTD.

Contract No. 71.

T. & C. File 21252.

Note 192.—St. John, N.B., and ports on the Bay of Fundy and Minas Basin, and Margaretvill, N.S., steam service between—

* 1919-20.....	\$8,000
1920-21.....	5,000

SESSIONAL PAPER No. 10a

Two services were run under this vote during 1919:—

(a) By the Bay of Fundy and Minas Basin S.S. Co., Ltd., of Margaretville, N.S.

(b) By the St. John Steamship Co., Ltd., of St. John, N.B.

(a) Contract No. 71.

T. & C. File 23555.

Contractors.—The Bay of Fundy and Minas Basin Steamship Company, Ltd., of Margaretville, N.S.

Date of Contract.—May 30, 1918.

Duration of Contract.—From the opening to the close of navigation in 1918.

Service and Ports of Call.—A regular weekly service between St. John, N.B., and Margaretville, N.S., calling each way at Hampton, Port Lorne, Port George, Morden, Ogilvie's Wharf, Harbourville and Hall's Harbour, and every two weeks at Parker's Cove and Scott's Bay. Thirty-six round trips are to be made during the season of navigation.

Government Wharves.—Steamers must call whenever possible.

Subsidy.—\$3,000 per annum, payable in quarterly instalments in June, August, October, and on the close of navigation.

Mails.—To be carried free.

DISTANCES.

	Miles.
St. John to Hampton.....	40
Hampton to Port Lorne.....	5
Port Lorne to Port George.....	7
Port George to Margaretville.....	6
Margaretville to Morden.....	6
Morden to Ogilvie's Wharf.....	4
Ogilvie's Wharf to Harbourville.....	3
Harbourville to Hall's Harbour.....	12
Hall's Harbour to Scott's Bay.....	12
Total.....	95

DESCRIPTION OF VESSEL EMPLOYED.

Name.	Dimensions.			Tonnage.			Passenger Accommodation.	N. H. P.	Speed.	Built.		
	Length.	Breadth.	Depth.	Net.	Gross.	Capacity.				At	In	Of
Ruby L.....	Ft. 93	Ft. 20	Ft. 8.6	51	119	100	20	15	Knots 9½	Margaretville.	1906	Wood

TRAFFIC RETURNS.

Calendar Year	No. of Round Trips run.	Number of Passengers Carried.	Tons of Freight Carried.	Live Stock.	Bags, Mail.	Subsidy Paid.
						\$ cts.
1911	69	283	5,068	Nil.	Nil.	5,105 35
1912	113	707	8,839	Nil.	Nil.	8,000 00
1913	106	604	8,569	Nil.	Nil.	7,812 50
1914	100	436	8,874	Nil.	Nil.	7,547 17
1915	76½	190	6,530	Nil.	Nil.	5,914 83
1916	93	261	7,305	Nil.	Nil.	6,122 52
1917	83	121	6,648½	Nil.	Nil.	4,919 88
1918	27	In 52	2,440	Nil.	Nil.	2,249 91
1919	37	Out 48	2,320	Nil.	Nil.	3,000 00
		Total 90	3,090	Nil.	Nil.	

* In 1917 sixteen trips were performed by Arthur Longmire of Hillsburn, N.S., with the SS. *Alice Longmire*, between St. John and Anderson's Cove. These are included in the 1917 traffic returns shown above.

In 1911 only two steamers were employed, and the St. John and Margaretville service was not included in the contract.

In 1915 the *Brunswick* did not commence running on route "B" until August 27.

(b) Contract No. 71A.

File 22782.

Contractors.—The St. John Steamship Co., Ltd., of St. John, N.B.

Date of Contract.—May 31, 1919.

Duration of Contract.—June 9, 1919, to close of navigation in 1919.

Service and Ports of Call—

(a) A regular service every two weeks between St. John, N.B., and Windsor, N.S., calling each way at Kingsport, Canning, Wolfville, Hantsport and Port Williams.

(b) A regular service every two weeks, alternating with the service specified in section (a) aforesaid, between St. John, N.B., and Maitland, N.S., calling at Spencer's Island, Parrsboro', Port Greville and Bass River.

Subsidy.—\$5,000 per annum, payable in equal instalments on August 1, October 1, and at the close of navigation.

Mails.—To be carried free.

DISTANCES

St. John to Spencer's Island.....	62
Spencer's Island to Parrsboro'.....	24
Parrsboro' to Bass River.....	26
Bass River to Maitland.....	131
Maitland to Noel.....	13
	138½
St. John to Spencer's Island.....	62
Spencer's Island to Kingsport.....	25
Kingsport to Canning.....	3
Canning to Wolfville.....	7½
Wolfville to Port Williams.....	3
Port Williams to Cheverton.....	12½
Cheverton to Windsor.....	13
	126

SESSIONAL PAPER No. 10a

DESCRIPTION OF VESSEL EMPLOYED

Name.	Dimensions.			Tonnage.			Passenger Accommodation.	N. H. P.	Speed.	Built.		
	Length.	Breadth.	Depth.	Net.	Gross.	Capacity.				At	In	Of
Glenholme.....	Feet. 102.5	Feet. 30.5	Feet. 9.7	125	223		7	24	Knots. 8½	Yarmouth, N.S.	1919	Wood

TRAFFIC RETURNS.

Calendar Year.	Number of Round Trips run.	Number of Passengers Carried.	Tons of Freight Carried.	Live Stock.	Bags Mail.	Subsidy Paid.
June 24 to Dec. 20, 1919	15	In 12 Out 24	375 2,750	Nil. Nil.	Nil. Nil.	\$ cts.
		Total... 36	3,125	Nil.	Nil.	

ST. JOHN, WESTPORT AND YARMOUTH AND OTHER WAY PORTS.

HUGH CANN & SON, LTD.

Contract No. 42A.

T. & C. File No. 17486.

Vote 193.—St. John, Westport and Yarmouth and other way ports, steam service between—

1919-20	\$10,000
1920-21	10,000

Contractors.—Hugh Cann & Son, Ltd., of Yarmouth, N.S.

Date of Contract.—March 12, 1917.

Duration of Contract.—April 1, 1917, to March 31, 1920. If the new steamer mentioned in the subsidy clause is not placed on the route prior to March 31, 1918, the contract will terminate on that date.

Service and Ports of Call.—Seventy round trips are to be made during the period covered by the contract, between St. John, Westport and Yarmouth, calling on each trip both ways at Freeport and Tiverton, unless ice prevents.

Four round trips are to be made in each of the months of April, November, December, January, February and March; 6 round trips in the month of May; and 8 round trips in each of the months of June, July, August, September and October.

Government Wharves.—Steamer must call whenever possible.

Subsidy.—\$6,000, payable as follows: \$35.71 for each round trip performed, to be paid at the close of June, September, December and March.

10 GEORGE V, A. 1920

If the contractors place a new steamer on the service in place of the *John L. Cann*, as agreed upon, the subsidy is to be \$142,86 per trip, or a total of \$10,000 per annum. (The new steamer, the *Keith Cann*, was placed on the route early in 1918.)

Mails.—To be carried free.

DISTANCES.

	Miles.
St. John to Tiverton.....	51
Tiverton to Freeport.....	11
Freeport to Westport.....	1
Westport to Yarmouth.....	33
Total.....	96

DESCRIPTION OF VESSEL EMPLOYED.

Name.	Dimensions.			Tonnage.			Passenger Accommodation.	S. H. P.	Speed.	Built.		
	Length.	Breadth.	Depth.	Net.	Gross.	Capacity.				At	In	of
Keith Cann ...	Ft. 120-0	Ft. 25-8	Ft. 11-8	176	299	350	28	53	11½	Knots Shelburne, N.S.	1917	Wood

TRAFFIC RETURNS.

Calendar Year.	No. of Round trips run.	Number of Passengers Carried.	Tons of Freight Carried.	Live Stock.	Mails.	Subsidy Paid.
1913	56½	408	1,868	Nil.	Nil.	\$ 2,100 00
1914	81	959	4,497	Nil.	Nil.	5,871 18
1915	79½	1,192	5,684	Nil.	Nil.	6,000 00
1916	79½	1,258	5,723	Nil.	Nil.	6,000 00
1917	78½	1,290	6,598	Nil.	Nil.	5,999 70
1918	75½	1,295	11,820	Nil.	Nil.	9,943 05
1919	78	In. 1,069 Out. 1,047	3,111	Nil.	Nil.	10,000 00
		Total, 2,116	11,096	Nil.	Nil.	

SYDNEY AND BAY ST. LAWRENCE.

THE NORTH SHORE STEAMSHIP COMPANY, LTD.

Contract No. 33.

T. & C. File No. 23154.

Vol. 194.—*Sydney and Bay St. Lawrence, calling at way ports, steam service between—*

1919-20.....	\$6,000
1920-21.....	6,000

Contractors.—The North Shore Steamship Company, Limited, of Sydney, N.S.

Date of Contract.—March 20, 1919.

Duration of Contract.—From the opening to the close of navigation in the year 1919.

Services and Ports of Call.—From the opening of navigation until June 15, and from October 15 until the close of navigation, one full round trip each week between

SESSIONAL PAPER No. 10a

Sydney and St. Anne's Bay, calling both going and returning at North Sydney, Breton Cove, Englishtown and North River; and one full round trip each week between Sydney and Bay St. Lawrence, calling at North Sydney, Ingonish, Neil's Harbour and Dingwall; returning calling at Neil's Harbour, Ingonish and North Sydney.

From June 15 to October 15 two full trips each week between Sydney and Ste. Anne's Bay, with calls as above given; and two full round trips each week between Sydney and Neil's Harbour, calling both going and returning at North Sydney and Ingonish, one trip each week to be extended to Bay St. Lawrence, with calls on the outward trip at Dingwall and Cape North. The Friday trip to Ingonish and Neil's Harbour is to be extended to Dingwall during July and August.

Government Wharves.—Steamer must call whenever possible.

Subsidy.—\$6,000, payable in instalments in June, August and October, and on the close of navigation.

Mails.—To be carried free.

DISTANCES.

	Miles.
Sydney to North Sydney.....	5
" Breton Cove.....	27
" Englishtown.....	39
" North River.....	43
" Ingonish.....	35
" Neil's Harbour.....	47
" Aspy Bay.....	59
" Cape North.....	70
" Bay St. Lawrence.....	85

DESCRIPTION OF VESSEL EMPLOYED.

Name.	Dimensions.			Tonnage.				N. H. P.	Speed.	Built.		
	Length.	Breadth.	Depth.	Net.	Gross.	Capacity.	Passenger Accommodation.			At	In	Of
Aspy	Ft. 113	Ft. 25	Ft. 8.5	99	215	250	250	42	Knots 10	Shelburne, N.S.	1910	Wood.

TRAFFIC RETURNS.

Calendar Year.	No. of Round Trips-run.	No. of Passengers Carried.	Tons of Freight Carried.	Live Stock.	Mails.	Subsidy Paid.
*1907.....	110	2,766	1,567	Not stat'd	Nil.	\$ 1,500
*1908.....	123	3,863	1,945	183	Nil.	1,500
1909.....	2,875	475	Nil.	Nil.	6,500
1910.....	116	2,115	645	80	Nil.	6,500
1911.....	111	2,086	654	30	Nil.	6,500
1912.....	112	2,550	890	160	Nil.	6,500
1913.....	122	2,300	960	95	Nil.	6,000
1914.....	110	1,715	860	45	Nil.	6,000
1915.....	112	1,360	765	130	Nil.	6,000
1916.....	110	1,510	835	45	Nil.	6,000
1917.....	114	1,515	1,120	55	Nil.	6,000
1918.....	113	1,680	1,260	226	Nil.	6,000
1919.....	112	In Out	1,065 795	465 1,175	70 Nil.	Nil. 6,000
		Total	1,860	1,640	70	Nil.

SYDNEY AND WHYCOCOMAGH.

THE BRAS D'OR STEAMBOAT COMPANY, LTD.

Contract No. 34.

T. & C. File No. 23695.

Vote 195.—Sydney and Whycomagh, steam service between—

1919-20.	\$4,000
1920-21.	4,000

Contractors.—The Bras d'Or Steamboat Company, Limited, of North Sydney, N.S.

Date of Contract.—June 28, 1919.

Duration of Contract.—From the opening to the close of navigation in 1919.

Service and Ports of Call.—From the opening of navigation to June 30, and from October 15 to close of navigation, two full round trips each week; and from June 30 to September 30, three full round trips each week, between Sydney and Whycomagh, calling both going and returning at North Sydney, Big Bras d'Or, New Campbellton, Boularderie, Ross Ferry, Big Harbour, Kempt Head, Baddeck, Washabuck Centre, Nyanza and Little Narrows.

It is agreed that if, upon due and proper investigation, the Minister should deem it advisable that three round trips a week should be performed after September 30, the contractors will perform the said three round trips each week, until otherwise instructed by the Minister.

It is further agreed that from October 15 to the close of navigation one call each week shall be made at Iona.

Subsidy.—\$4,000, payable at the rate of \$50 per trip for each round trip performed up to maximum of 80 round trips.

Government Wharves.—Steamer must call whenever possible.

Mails.—To be carried free.

DISTANCES.

	Miles.
Sydney to North Sydney.	5
North Sydney to Big Bras d'Or.	20
Big Bras d'Or to New Campbellton.	2
New Campbellton to Boularderie Centre.	7
Boularderie Centre to Ross Ferry.	7
Ross Ferry to Big Harbour.	2
Big Harbour to Kempt Head.	6
Kempt Head to Baddeck.	5
Baddeck to Washabuck.	5
Washabuck to Nyanza.	6
Nyanza to Little Narrows.	10
Little Narrows to Whycomagh.	7
Total.	<u>82</u>

SESSIONAL PAPER No. 10a

DESCRIPTION OF VESSEL EMPLOYED.

Name.	Dimensions.			Tonnage.			Passenger Accommodation.	N. H. P.	Speed.	Built.		
	Length.	Breadth.	Depth.	Net.	Gross.	Capacity.				At	In	Of
Marion	Ft. 150	Ft. 26.5	Ft. 8	269	478	100	400	49	Knots 12	New York, U.S.A.	1876	Wood

TRAFFIC RETURNS.

Calendar Year.	No. of Round trips run.	No. of Passengers Carried.	Tons of Freight Carried.	Live Stock.	Mails.	Subsidy Paid.
1907.....	83	4,032	1,241	Not stated.	Nil.	8 cts 1,000 00
1908.....	82	4,607	1,242	2,860	Nil.	1,000 00
1909.....	85	4,496	1,437	3,102	Nil.	2,000 00
1910.....	88	6,049	1,403	4,226	Nil.	3,000 00
1911.....	78	6,051	1,690	4,738	Nil.	3,000 00
1912.....	84	5,919	1,820	4,693	Nil.	3,000 00
1913.....	89	6,404	1,607	5,343	Nil.	3,000 00
1914.....	78	5,879	1,554	5,458	Nil.	3,000 00
1915.....	80	5,773	1,556	4,081	Nil.	3,000 00
1916.....	81	6,655	1,794	3,631	Nil.	3,000 00
1917.....	79	6,399	2,029	2,674	Nil.	3,000 00
1918.....	79	4,756	2,319	2,848	Nil.	3,000 00
1919.....	81	In 3,328 Out 3,648	2,141 1,901	2,417 204	Nil.	4,000 00
		Total 6,973	4,042	2,621	Nil.	

SYDNEY, BRAS D'OR LAKES, AND CAPE BRETON PORTS.

THE COASTAL STEAMSHIP COMPANY, LTD.

Contract No. 77.

T. & C. File 22657.

Vote 196.—*Sydney and Bras d'Or Lake Ports, and Ports on the East and West Coasts of Cape Breton, steam service between—*

1919-20.....	\$14,000
1920-21.....	14,000

Contractors.—The Coastal Steamship Company, Ltd., of Sydney, N.S.

Date of Contract.—May 14, 1919.

Duration of Contract.—May, 1919, until the close of navigation, 1919.

Service and Ports of Call.—Weekly, from Sydney to North Sydney, Baddeck, Grand Narrows, East Bay, Big Pond, Irish Cove, Johnston's Harbour, Marble Mountain, St. Peter's, Grandique, Poulamond, L'Ardoise, Arichat, Mulgrave, Hawkesbury, Hastings, Port Hood, Margaree, Grand Etang and Cheticamp, returning to Sydney and proceeding thence to Gaborous, calling at Port Morien, Mainadieu, and Louisburg.

10 GEORGE V. A. 1920

Until the *Bras d'Or* is completed and ready to be placed on the route, the service shall be performed as far as Mulgrave by the *Weymouth* or the *Richmond*.

Subsidy.—\$14,000 per annum, payable in instalments on July 1, October 1, and at the close of navigation.

Provided that during the time the *Weymouth* or *Richmond* is employed on the route, before the *Bras d'Or* is placed on the service, such proportionate deduction may be made from subsidy as may be approved by the minister.

Mails.—To be carried free.

DISTANCES		Miles.
Sydney to North Sydney		5
North Sydney to Baddeck		55
Baddeck to Grand Narrows		20
Grand Narrows to East Bay		25
East Bay to Big Pond		7
Big Pond to Irish Cove		8
Irish Cove to Johnston's Harbour		10
Johnston's Harbour to Marble Mountain		16
Marble Mountain to St. Peter's		20
St. Peter's to Grandique		12
Grandique to Poulamond		3
Poulamond to L'Ardoise		10
L'Ardoise to Arichat		18
Arichat to Mulgrave		20
Mulgrave to Hawkesbury		2
Hawkesbury to Hastings		3
Hastings to Port Hood		25
Port Hood to Margaree		40
Margaree to Grand Etang		8
Grand Etang to Cheticamp		9
		316
Sydney to Port Morien		32
Port Morien to Main-dieu		14
Main-à-dieu to Lonsburg		15
Lonsburg to Gabarous		13
		74
		390

DESCRIPTION OF VESSEL EMPLOYED.

Name.	Dimensions.			Tonnage.			Passenger Accommodation.			N. H. P.	Speed.	Built.		
	Length.	Breadth.	Depth.	Net.	Gross.	Capacity.	1st Class.	2nd Class.	3rd Class.			At	In	Of
Bras d'Or	Ft. 150	Ft. 28	Ft. 10			400	40				Knots 12	Mahone Bay	1919	Wood
												N.S.		

TRAFFIC RETURNS.

Calendar Year.	No. of Round trips run.	No. of Passengers Carried.		Tons of Freight Carried.		Live Stock.	Mails.		Subsidy paid.
		In	Out	Weight	Measurement.		Loose Bags.	Tied Sacks.	
1919	36	15	30	525	1,400				8,420.64
Total		45		1,825					8,420.64

SESSIONAL PAPER No. 10a

During 1919 the *Weymouth* ran 31 trips, and the *Bras d'Or* 5 trips. The *Bras d'Or* was a new steamer, not completed until December 1, 1919.

SUPERVISION OF SUBSIDIZED STEAMSHIP SERVICES.

Vote 197.—Expenses in connection with the supervision of Subsidized Steamship Services—

1919-20.	\$3,500
1920-21.	4,000

By Order in Council of April 10, 1912, Mr. W. E. Tupper, of Digby, N.S., was appointed Supervising Officer of Subsidized Steamship Services. His salary is \$2,000 per annum, and he is allowed the usual travelling and other contingent expenses.

In December, 1916, Mr. Tupper enlisted for active service overseas. He returned to Canada in 1918, and resumed his position as supervising officer on January 1, 1919. The Supervising Officer's Annual Report is as follows:—

DIGBY, N.S., March 12, 1920.

F. C. T. O'HARA, Esq.,
Deputy Minister, Trade and Commerce,
Ottawa.

DEAR SIR,—I beg to submit my report on Subsidized Steamship Services for the year ending December 31, 1919. During the year I travelled over 5,000 miles by water and inspected 31 services. Two of this number were twice inspected and six were the subject of special investigation.

Taking into consideration the conditions produced by the war, the services, with few exceptions, were satisfactorily performed and well maintained. Masters of steamers (in whose hands the satisfactory performance of a service so largely rests) appeared to have due appreciation of their responsibilities to the travelling public and the inhabitants of the ports served; accommodations were found to be clean and adequate, and the food of good quality, well cooked and served.

Your supervisor desires to draw attention to the fact that in many of the districts served by coastal steamers the impression prevails that should a more suitable steamer be required to perform a service, and in the event of none being available, it is the duty of this Department to either build or commandeer one. This is, of course, an erroneous impression. While this Department endeavours to increase the efficiency of the local services and, to that end, is constantly on the lookout for more suitable steamers, it does not appear to be generally understood that this Department cannot proceed further than to call for tenders from steamship owners.

During the war this Department was seriously handicapped in its attempts to procure more suitable steamers, in cases where such were required. The chief difficulties were, first, scarcity of suitable boats, and second, the disinclination of coastal steamboat owners to contract for services, owing to the greatly increased cost of steamship operation. The first difficulty was the more serious. The supply of boats available for the performance of subsidized steamship services may be said to depend upon the output from local shipyards. About 90 per cent of the steamers of a class suitable for employment on subsidized lines are recruited from local shipyards; that is to say, these boats are built by companies which propose to employ them under contract with this Department, or fall into the hands of prospective contractors shortly following their completion. To illustrate one of the difficulties with which this Department has been forced to contend during the last five years, the following figures are significant.

At the close of 1918 there were 26 steamers performing subsidized services on the Nova Scotia coast. Of this number, 18 were built in Nova Scotia between the years 1905 and 1914, inclusive, while between 1914 and the signing of the armistice only one vessel was launched. I am referring, of course, to the type of steamer suitable for employment on local services.

For the year 1919 there were 33 steamers subsidized by this Department for the performance of freight and passenger services in the coastal waters of the provinces of Quebec, New Brunswick, Nova Scotia, and Prince Edward Island (this number includes two services performed between Nova Scotia and Newfoundland). These services may be summarized as follows—

Services between way ports in Nova Scotia.	17
“ “ “ “ “ New Brunswick.	2
“ “ “ “ “ Quebec.	1
“ “ “ “ “ Prince Edward Island.	1
“ “ “ “ “ Nova Scotia and New Brunswick.	6
“ “ “ “ “ Quebec and New Brunswick.	1
“ “ “ “ “ *Quebec and Nova Scotia.	1
“ “ “ “ “ Nova Scotia and Prince Edward Island.	1
“ “ “ “ “ Nova Scotia and Newfoundland.	2

*Magdalen Islands.

Of the steamers performing the above services 27 are suitable to requirements, possessing ample carrying capacity and having adequate accommodation for passengers.

Owing to conditions which may be said to be directly attributable to the war, the following services were more or less unsatisfactorily performed during the season of 1919.

Quebec and Gaspé Basin. The contractors for this service were unable to procure a suitable boat, consequently this Department was compelled to sanction the employment of a steam schooner. There is a heavy freight and passenger traffic on this route, which this vessel was unable to handle. She will, however, not be permitted to resume this service next season, and the contractors have undertaken to replace her with a suitable boat.

Baddeck and Iona, Sydney and Whytecomagh services. The steamers performing these services were built in 1887 and 1876 respectively. During the last few years this Department has made strong endeavours to replace these boats, not only for the reason that they have approached the end of their usefulness, but also because neither steamer is able to cope with even moderate ice conditions. A short time ago a call for tenders for the Baddeck-Iona service was issued, but as the previous contractors were the only ones who made application this Department was compelled to renew the contract for a service with the steamer which had been previously employed. It is hoped, however, that a more suitable steamer will be procured for the season of 1921.

The contractors for the Sydney-Whytecomagh service have for some time been attempting to obtain a more adaptable boat for the route, but owing to general conditions, and owing also, to the fact that this service requires a steamer possessing somewhat unusual qualities, their efforts were unsuccessful. This Department has been lately informed, however, that a suitable steamer may be available for 1921.

Mulgrave-Guyshoro service. In 1918 the company which had satisfactorily conducted this service for many years, refused to renew their contract. As there appeared to be no suitable boat available this Department was compelled to employ a steamer which although able to satisfactorily perform the service during the season of open navigation, was not of a type that permitted her to cope with the severe ice conditions existing during the winter months. A substitute steamer was procured; very unfortunately, however, she failed to pass inspection on two separate occasions, with the result that there has been no service on this route for several weeks. There is some cause to fear that great difficulty may be experienced in procuring a suitable steamer

SESSIONAL PAPER No. 10a

for the season of 1920. The same conditions may also apply in the case of the *Petit de Grat* and *Intercolonial Terminus* at *Mulgrave* service; the contractor who has for many years operated this service having disposed of his steamer.

Your supervisor has reason to believe that the inhabitants of coastal ports fail to appreciate the difficulties encountered by this Department in connection with procuring suitable steamers for the performance of subsidized services. Even under normal conditions it was frequently very difficult to obtain boats suitable in all respects to the individual requirement of the routes. During, and since, the war, however, it has been practically impossible to procure boats of any description.

In view of the fact that there is a yearly decrease in the number of steamers available for the purposes of this Department, and in further view of the fact that there are, at the present time, services which are suffering on account of this shrinkage, it is within reason to predict that should there fail to be a revival of the building of coastal steamer of a certain class within the next year or two, there will not only be a marked deterioration in the quality of a number of the services but in some cases it may lead to the abandonment of a service of any description.

I have the honour to be, Sir,

Sir,

Your obedient servant,

W. E. TUPPER,

Supervisor.

AUTHORIZED BY STATUTE.

(1-2 Geo. V., Chap. 25.)

(Expires April 6, 1921.)

CANADA, CHINA AND JAPAN.

CANADIAN PACIFIC RAILWAY Co.

Contract No. 39.

T. & C. File No. 23665.

1919-20.	\$121,660 66
1920-21.	121,666 66

(See p. 22)

SOME CLAUSES COMMON TO ALL CONTRACTS.

NOTE.—Some of the principal sections common to all contracts, and as such hereinbefore frequently referred to, read as follows:—

Proof of Performance of Service to be Furnished.

The contractors shall furnish and establish at their own expense the necessary agents required for the efficient performance of this contract, and shall with diligence as soon after the completion of each voyage as may be, furnish to the minister full and complete copies of the manifests of the cargoes and lists of passengers carried on each voyage, duly certified by the proper officers of customs, and also such other documents, information and evidence as may be reasonably required by the minister to

10 GEORGE V, A. 1920

show the volume, extent and value of the trade carried on by the said steamers and the full performance on their part of services, requirements and conditions of this contract, in order to enable him to judge as to whether the terms of this contract have been or are being fully and faithfully carried out and complied with, within the true intent and meaning thereof, and his decision in that respect shall be binding, final and conclusive; and the furnishing of such certificates, documents and evidence as hereinbefore specified shall be a condition, precedent to the payment of the subsidy herein provided for, or any portion thereof, and if in the opinion of the Minister, all the terms of this contract have not been fully complied with by the contractors, he may deduct from the subsidy otherwise payable such portion thereof as he may deem fit and proper, taking into consideration all the circumstances connected therewith, and the contractors shall at all times during the continuance of this contract well and faithfully abide by and conform to all such requirements as may be made by the minister with regard to the said steamers in the performance of this contract.

Financial Statements.

It is further understood and agreed that the contractors, whenever so required, shall furnish the minister with such financial statement or statements as he may desire from time to time respecting all revenues derived from and all expenditures in connection with the conduct of the service herein provided for.

British Subjects.

It is further understood and agreed by the contractors, that two-thirds of the total number of officers, engineers, stewards, crew or other employees whatsoever upon the steamships engaged in the performance of the service herein contracted for, shall be British subjects, but the non-observance of this clause shall not constitute a violation of this contract in such individual cases as may from time to time be approved by the minister in writing.

Equipment of Steamers.

The steamers to be employed as herein specified, shall at all times during the continuance of this contract be fully seaworthy, well-officered, manned, victualled, equipped, provided and furnished, having regard to the service which the contractors have hereby undertaken to perform; and shall have ample and suitable accommodation for the passengers, mails and freight to be carried over the route specified; and shall at all times, carry boats and life-saving appliances in compliance with the law, and shall be in all respects to the approval of the minister.

Carriage of Mails.

The contractors shall during the performance of this contract, convey on each and every trip of the steamers performing the aforementioned services, both on outward and homeward voyages, all such mails as shall be tendered to the proper officers or persons in that behalf on the said steamers by or on behalf or under the direction of the postal authorities of Canada, or those at the terminal port or ports of call herein referred to, and shall deliver all such mails at their proper destination at the terminal port or ports of call above referred to; and the expenses of carrying such mails from the post offices or railway stations to the steamers and from the steamers to the post offices or railway stations at the terminal ports and at the ports of call shall be borne by the contractors, who will be subject to all general and special regulations now or hereafter existing during the continuance of this contract in connection with the postal service. For the conveyance of all such mails no payment shall be made or required over or beyond the amount of subsidy herein mentioned or provided for.

SESSIONAL PAPER No. 10a

Accommodation for Mails.

The said steamer shall be provided with sufficient and convenient accommodation and protection for all such mails, to the satisfaction of the Honourable the Postmaster General of Canada for the time being, and the contractor shall further take all reasonable and necessary precautions for the protection of such mails, while upon the said steamers or while in the contractor's charge or custody, from loss, damage or injury, in any way, and the contractors shall be responsible for any loss or damage thereto caused by negligence or want of proper care or accommodation on the part of the contractors, their agents or servants or on the part of the officers, employees or crew on board the said steamers, and this without regard to any question as to the legal liability of the Postmaster General to the owners of the articles of mail matter contained in such mails for damage or loss sustained in transit.

Definition of term "Mails."

The expression "mails" for the purpose of this contract shall be deemed to mean and include all boxes, bags, baskets or packets of or containing letters, post-cards, newspapers, parcels, books, or printed papers, and all other articles which under the Post Office Act and postal regulations for the time being in force are transmissible by post in Canada, without regard to place either of origin or destination, and also all empty bags, empty boxes and other receptacles, stores and articles used or to be used in carrying on the post office service, or which shall ordinarily be sent by or to or from the offices.

No Letters except H. M. Mails to be Carried.

The contractors shall not, nor shall any of their agents or servants, or officers or crews of the said steamers receive or permit to be received on board of the said steamers any letters for conveyance other than those contained in His Majesty's mails, or which are or may be privileged by law, nor the mails of any other country, except such as are specified by the Postmaster General of Canada for the time being.

Government officials to be carried Free of Charge.

The Honourable the Postmaster General of Canada, or the Honourable the Minister of Trade and Commerce for the time being, or any inspector or officer of the Post Office Department or the Department of Trade and Commerce, who may in the execution of his duty travel in the said steamers, shall be carried free of charge.

Proper accounts to be Kept.

The contractors shall keep full and proper accounts of and in connection with the working of this service, and shall keep such accounts separate and distinct from any other accounts of or connected with other branches of their business; and in any contingency which, in the opinion of the Minister, may render such a course necessary, the contractors shall allow any officer or officers named by the minister free access to such accounts and all books, papers and documents connected therewith.

Substitute for Disabled Steamers.

It is understood that if the said steamer shall be by peril of the sea or other unavoidable casualty, lost, destroyed or temporarily disabled from performing the voyages herein agreed to be performed according to the true intent and meaning of these presents, the contractors may in such case as soon as reasonably may be, having regard to the circumstances, replace the said steamer by another of equal class, speed, equipment, character and capacity to the satisfaction and approval of the Minister in

10 GEORGE V, A. 1920

case the said steamer has been only temporarily disabled, and continue the service herein contracted for with such substituted or repaired steamer with as little delay as possible under all circumstances.

Freight and Passenger Tariffs—Proof of Performance of Service to be Furnished.

The contractors shall carry on each steamer running under this contract, according to its capacity, on all voyages, all the freight and passengers which may be reasonably offered or obtained, and at tariff rates, both as to passengers and freight, which may be from time to time approved by the Minister; and the contractors shall furnish to the Minister such documents, information and evidence as may be required by the Minister, to show the volume, extent and value of the trade carried on by the said steamer, and such customs certificates, documents and evidence as may be necessary or as may be required by the Minister to prove the performance of the service herein contracted for, and to enable the Minister to judge as to whether this contract is being carefully and faithfully carried out and performed and the furnishing of such certificates, documents, information and evidence, as hereinbefore specified, shall be a condition precedent to the payment of the subsidy herein provided for or any portion thereof.

Deductions from Subsidy—Time-tables to be furnished—Docking Disabled Steamers.

Provided, however, that it is the true intent and meaning of these presents that no amount or instalment of subsidy shall be payable or be paid at any time, unless it appears to the satisfaction of the Minister that up to the time of such instalment becoming due, as herein stipulated, the service herein described and defined has been fully and faithfully performed, and that all provisions and stipulations as to freight and freight rates and dates of sailing have been in all respects faithfully observed and carried out, according to the true intent and meaning of these presents; and it is understood and agreed to be a further condition of these presents that the contractors shall at least two weeks prior to the first sailing under this contract furnish to the Minister time-tables showing the proposed sailings, and upon the same being approved by the Minister, they shall be duly advertised in such manner as he may direct; and it is also agreed that in case either of the steamers herein named, or a substituted steamer sanctioned by the Minister, does not sail from a terminal port as herein specified within of the date fixed by such time-tables, there shall be deducted from the amount of subsidy payable for such voyage a sum equal to one-tenth of the amount otherwise payable for the performance of such voyage, and so in proportion for further delays or failure to sail from such terminal port. Provided, however, that the Minister may authorize any vessel to sail either at an earlier or a later date than that specified in such time-tables should he for any reason deem it advisable to do so; it being understood and agreed that, in the event of any of the said steamers being at any time so disabled as to be obliged to be docked for repairs, the failure to perform the terms of this contract owing to such accident and for the time reasonably occupied in the repair of the damaged steamer, shall not be taken as a default or breach of the stipulations of this contract, or subject the contractors to deductions as above from the amount of this subsidy, if any, payable for any voyage delayed in consequence of such docking for repairs, but there shall be no claim for, nor payment of any subsidy in respect of any voyage not actually performed.

Freight and Passenger Rates to be Approved by the Minister.

(Inserted in contracts for ocean services only.)

The contractors shall at least three weeks prior to the first sailing under this contract, furnish to the Minister a schedule of the freight rates proposed which

SESSIONAL PAPER No. 10a

schedule shall be subject to the approval of the Minister, and after being approved by him shall not be changed except with his consent; and the Minister may at any time, if he deem it advisable, fix the maximum rates to be charged between the different ports, on both east and westbound trips, on any article or class of goods, and the contractors shall carry between the ports hereinbefore named, on all voyages of the said steamships employed under the terms of this contract, all passengers or freight that may be offered or that can reasonably be procured, at rates which shall not be in excess of such maximum rates as fixed by the Minister, should he deem it advisable to so fix such maximum rates, and in no case shall any discrimination be made as regards rates, or otherwise, directly or indirectly, against Canadian merchants, or shippers, who shall always have precedence for their freight and goods over all other merchants and shippers; and it is agreed and understood that the freight rates on eastbound trips, sailing from _____ or _____ as hereinbefore provided, on through bills of lading _____ from any place in the provinces of Ontario and Quebec, or from any Canadian points farther west, shall in no case be greater than from the same place to _____ via any United States route or port; and on the westbound trips the rates from _____ to any place in Ontario or Quebec, or other Canadian points farther west, shall be as favourable as via any United States route or port to the same place; and it is further understood and agreed that the said steamers shall not carry between the ports of _____ or _____ and _____ aforesaid, on any voyage run under the terms of this contract, either deals or lumber or timber to a greater extent than fifty per cent of the total quantity of the cargo carried on such voyage and such quantity only in case other Canadian products are not offering or cannot be obtained. Provided, however, that in the event of other cargo not being obtainable, satisfactory evidence of the fact being furnished to the Minister, then the contractors shall be allowed to make up the balance of the cargo with deals, boards or timber.

Publicity of Tariff Charges.

The freight and passenger rates charged by the contractors over said route may at any time be required to be approved of by the Minister, whose decision shall be final, and the said freight and passenger rates shall be made available at all times to the public at the head office and the agencies of the contractors.

Calls at Foreign Ports.

The steamer employed in carrying out the provisions of this contract shall not on any of its trips call at any foreign port not specified in this contract.

Carrying of nitro-glycerine or dangerous articles.

The contractor shall not convey or permit to be conveyed in any steamer while employed in this service any nitro-glycerine or any other article which in the opinion of the Minister shall be considered dangerous.

Subsidy subject to Vote of Canadian Parliament.

It is conditioned, declared and agreed that the payment of subsidy, as hereinbefore stipulated, is subject to the amount specified being provided for the purpose by a vote of the parliament of Canada, and that if no amount is voted for the purpose, or if any amount voted has become exhausted in payment thereof, and no further sum is voted for the purpose, this contract or agreement shall terminate and become void and of no effect, and the party of the first part shall not in consequence be held liable to damage.

Minister's Right to Terminate Contract.

It is declared to be the true intent and meaning of these presents, that the Minister shall have the right at any time during the continuance of this contract, upon

10 GEORGE V, A. 1920

30 days' notice in writing to the contractors, their successors or assigns, to terminate this contract, and every matter and thing herein contained, if it shall appear to the Minister that there has been any breach on the part of the contractors, their successors or assigns, of any of the covenants, agreements, stipulations or provisions herein contained and entered into on the part of the contractors; and it is declared and agreed that the Minister shall at all times be the sole and final judge as to whether there has been any such breach, and his decision shall be absolute, final and conclusive.

Assignment of Contract.

This contract shall not, nor shall any right or interest therein be assigned without the consent in writing of the Minister to such assignment having been first obtained.

Canadian Members of Parliament not Admitted to Share in Contract.

It is a condition of these presents that no member of the House of Commons of Canada shall be admitted to any share or part of this contract or agreement nor to any benefit to arise therefrom.

Changes in Contract.

The minister may authorize any change or changes in the terms of this contract as may not be consistent with the vote providing for the payment of the subsidy.

Minister to be final judge as to full carrying out of contract.

The minister shall at all times be the judge as to whether the terms of this contract have been or are being fully and faithfully carried out and complied with within the true intent and meaning thereof, and his decision in that respect shall be binding, final and conclusive.

Towing.

No towing shall be undertaken by the vessel performing the service specified in this contract, if such towing might interfere in any way with the regular performance of said service, except for the purpose of saving life or assisting vessels in distress, or performing other work of great importance, without the permission of the minister first having been obtained.

Transportation of Trade Commissioners.

(Inserted in contracts for ocean services.)

The Canadian Trade Commissioners and their wives, children and servants, or Canadian Commercial Agents, shall be granted free transportation, meals included, with first-class accommodation and free transportation for their household effects, upon any steamships employed by the contractors in the performance of this contract when requested so to do by the Minister, and when the said Commissioner or Commercial Agent is travelling upon his official duties or being transferred from one official post to another.

Government Railway Clause.

(Inserted in contracts for Atlantic ocean services.)

It is hereby agreed by the contractors that as the aid herein expressed and provided for by the Canadian Government is for the express purpose of encouraging the development of Canadian trade and the transportation of Canadian goods through Canadian channels the Company accepts the aid on these conditions, and agrees that all freight booked or carried by the said steamships from a port in the United Kingdom and during the time these make Halifax or St. John their terminal port, shall,

SESSIONAL PAPER No. 10a

when not otherwise expressly routed by shippers or consignees, be delivered to the Canadian National Railways at Halifax or St. John for shipment to final destination in Canada, provided that the rates demanded by the Canadian National Railways shall not be in excess of the rates charged by any other railway company from said ports to final destination in Canada.

(a) Contractors are to hand over to the Canadian National Railways at Halifax passengers for points in the Maritime Provinces or the Province of Quebec, providing the route of such passengers is controlled by the contractors and that they are not otherwise routed. It is further agreed that the contractors through their agents in Canada shall see that they have all such freight for export as may be secured by them for a port in the United Kingdom at which the subsidized line may call delivered to the Canadian National Railway at Montreal.

Calls at Government Wharves.

(Inserted in contracts for local services.)

In consideration of the subsidy herein stipulated the contractors agree to call at all Government wharves when such is practicable and when such wharves are available.

Handling of perishable products.

(Inserted in contracts for Atlantic ocean services.)

The handling, loading, stowing and unloading of any fruit or perishable products carried by the said vessels shall be subject to and under the supervision of any cargo inspector or other officer appointed for that purpose, should the Minister of Agriculture for Canada deem it advisable.

INDEX TO SERVICES.

	PAGE.		PAGE.
Baddeck and Iona.....	35	Pictou, Montague, Murray Harbour and Georgetown.....	59
Canada and Australia or New Zealand (on the Pacific ocean).....	19	Pictou, Mulgrave and Cheticamp.....	62
Canadian Atlantic ports and Australia and New Zealand.....	5	Pictou, New Glasgow and Antigonish County ports.....	60
Canada, China and Japan.....	22, 85	Port Mulgrave, St. Peter's, Irish Cove and Marble Mountain.....	63
Canada and Great Britain (mail service).....	7	Prince Rupert and Queen Charlotte Islands.....	24
Canada and Newfoundland.....	19	Quebec, Montreal and Gulf of St. Lawrence, P.E.I. and Magdalen Islands..	65
Canada and South Africa.....	15	St. John and Bridgetown.....	70
Canada, The West Indies and South America.....	12	St. John and Digby.....	72
Charlottetown, Victoria and Holliday's Wharf.....	36	St. John, Digby, Annapolis and Granville.....	73
Froude's Point and Lockeport, N.S.....	37	St. John and Bay of Fundy and Minas Basin ports.....	74
Grand Manan and Mainland.....	39	St. John and St. Andrews.....	69
Halifax, Canso and Guysboro.....	40	St. John, Westport and Yarmouth and other way ports.....	77
Halifax and La Have River ports.....	43	Sydney and Bay St. Lawrence.....	78
Halifax and Newfoundland, via Cape Breton ports.....	42	Sydney and the East and West Coasts of Cape Breton.....	81
Halifax and Sherbrooke.....	49	Sydney and Whycomagh.....	80
Halifax and Spry Bay.....	45	Vancouver and Howe Sound.....	33
Halifax, South Cape Breton and Bras d'Or Lake ports.....	46	Vancouver and Northern British Columbia ports.....	31
Halifax and West Coast Cape Breton..	48	Victoria and San Francisco.....	26
Mulgrave and Canso.....	51	Victoria, Vancouver and Skagway.....	27
Mulgrave and Guysboro.....	52	Victoria and West Coast Vancouver Island.....	29
Newcastle, Neguac and Escuminac; Miramichi River and Miramichi Bay..	53	Supervision of subsidied steamship service.....	83
Pelee Island and Mainland.....	55		
Petit de Grat and I. C. R. terminus at Mulgrave.....	58		

INDEX TO PERSONS OR COMPANIES SUBSIDIZED.

	PAGE		PAGE
Anchor-Donaldson Line.....	7	Halifax and Canso SS. Co.	40
Baddeck SS. Co. Ltd.	35	Halifax and Inverness SS. Co.	48
Bay of Fundy and Minas Basin SS. Co.	74	Halifax and Sheet Harbour SS. Co.	45
Bras d'Or Steamboat Co.	80	Hendry, Ltd.	46
Bridgetown Steamship Co.	70	La Have SS. Co.	36
Canadian Pacific Ocean Services, Ltd. (Canada, China and Japan).....	22	Leslie, William G.	58
Canadian Pacific Railway (St. John and Inghy).....	71	Lockeport, N.S., Town of.....	37
Canadian Pacific Ocean Services, Ltd. (British Mail Service).....	7	Maritime SS. Co.	69
Canadian Pacific Railway (Victoria, Vancouver and Skagway).....	27	McDougal, Roderick.....	62
Canadian Pacific Railway (Victoria and West Coast Vancouver Island)....	19	McLure, Wm.	59
Cann & Son, Hugh (Mulgrave and Canso).....	51	Miramichi Steam Navigation Co., Ltd..	53
Cann & Son, Hugh (St. John and West- port).....	77	Murdoch, W. J.	49
Coastal Steamship Co.	81	New Zealand Shipping Co.	5
Cubard Line.....	7	North Shore SS. Co.	78
Dominion Atlantic Railway Co.	52	Pacific SS. Co.	26
Elkton SS. Co.	51	Reid-Newfoundland, Ltd.	10
Elder-Dempster & Co. (South African Service).....	15	Richmond Steamship Co.	63
Farquhar & Co., J. A. (Halifax and Newfoundland via Cape Breton)....	42	Royal Mail Steam Packet Co.	12
Grand Maran Steamboat Co.	39	Smith, J. W.	60
Grand Trunk Pacific Coast SS. Co.	24	St. John SS. Co.	74
Gulf of St. Lawrence Shipping and Trading Co.	65	Thompson, R. D.	33
		Union SS. Co. of British Columbia....	31
		Union SS. Co. of New Zealand.....	19
		Valley SS. Co., Ltd.	73
		Western Steamship Co.	43
		White Star Dominion Line.....	7
		Windsor and Pelee Island Steamship Co., Ltd.	55

INDEX TO NAMES OF VESSELS EMPLOYED.

	PAGE		PAGE
Admiral Farragut.....	26	Keith Cann.....	78
Admiral Schley.....	26	Kimburn.....	63
Admiral Watson.....	26	Kwarra.....	16
Alexandra.....	54	Kyle.....	10
Arcadia.....	47	Labrador.....	67
Aspy.....	79	Lady Evelyn.....	67
A. Tremblay.....	67	Magdalen.....	58
Bendu.....	16	Makura.....	20
Benguela.....	16	Margaret.....	46
Benin.....	16	Marion.....	81
Blue Hill.....	35	Megantic.....	8
Bras d'Or.....	82	Melita.....	8
Britannia.....	34	Metagama.....	8
Camosun.....	33	Minnedosa.....	8
Canada.....	8	Missanabie.....	8
Caraquet.....	13	Monteagle.....	23
Chaleur.....	13	Niagara.....	20
Chaudière.....	12	Patani.....	16
Chelohsin.....	33	Pelee.....	56
Chignecto.....	13	President.....	26
Connors Bros.....	70	Pretorian.....	8
Coquitlam.....	33	Prince Albert.....	25
Corsican.....	8	Prince John.....	25
Cowichan.....	33	Princess.....	42
Cupic.....	6	Princess Alice.....	28
D. D. Mann.....	38	Princess Maquinna.....	30
Dufferin.....	50	Princess Mary.....	28
Elaine.....	53	Richmond.....	64
Empress.....	72	Robert G. Cann.....	51
Empress of Asia.....	23	Rona.....	6
Empress of France.....	8	Ruby L.....	75
Empress of Japan.....	23	Ryse.....	61
Empress of Russia.....	23	Sagona.....	10
Enterprise.....	44	Scandinavian.....	8
Glencoe.....	10	Scotia.....	41
Glenholme.....	77	Scotian.....	8
Governor.....	26	Strathlorne.....	49
Grampian.....	8	Troutpool.....	16
Grand Manan.....	39	Tussle.....	37
Granville.....	74	Valinda.....	71
Guide.....	67	Venture.....	33
Harland.....	60	Walpara.....	6
Kaikoura.....	6	Wangarata.....	6
Kaduna.....	16	Whakataue.....	6

DOMINION OF CANADA
DEPARTMENT OF TRADE AND COMMERCE
DOMINION BUREAU OF STATISTICS

ANNUAL REPORT
THE
TRADE OF CANADA

ERRATA.

- Page 39—Total trade with Denmark, 1919, should read: \$83,291.
- “ 56—Articles ex-warehoused for Excise purposes to be manufactured in bond:
For Imports by countries see page 130.
- “ 70—Clams: Quantity of Canadian produce Exported should read 6,171 cwt.
- “ 71—Salmon pickled or salted: Unit of quantity for Exports is Cwt., not Brl.
- “ 622—Cigars: Total value of Imports from British Empire, 1919, should read
\$594.
- “ 639—Logs and round unmanufactured timber: Imports for 1915 should read,
British West Indies \$957, Barbados nil; Imports for 1919 should read,
British West Indies nil, Barbados \$11.
- “ 773—Salmon or lake trout: Unit of quantity for Exports in 1919 should read
Cwt., not Lb.
- “ 854—Export of sewing machines credited to British West Africa in 1916 should
be credited to British South Africa.

71459

OTTAWA
J. DE LABROQUERIE TACHÉ
PRINTER TO THE KING'S MOST EXCELLENT MAJESTY
1919

DOMINION OF CANADA
DEPARTMENT OF TRADE AND COMMERCE
DOMINION BUREAU OF STATISTICS

ANNUAL REPORT
THE
TRADE OF CANADA
(IMPORTS FOR CONSUMPTION AND EXPORTS)

Compiled from Records Supplied by the Department of Customs.

FISCAL YEAR ENDED MARCH 31,
1919



OTTAWA
J. DE LABROQUERIE TACHÉ
PRINTER TO THE KING'S MOST EXCELLENT MAJESTY
1919

TABLE OF CONTENTS.

CANADIAN TRADE.

SUMMARY TABLES—

Historical—

No. 1—Imports by Provinces, Fiscal years 1850 to 1919.	4
No. 2—Exports by Provinces, Fiscal years 1850 to 1919.	6
No. 3—Summary of the Trade of Canada with all Countries, Fiscal years 1868 to 1919. . .	8
No. 4—Summary of the Trade of Canada with the United Kingdom, Fiscal years 1868 to 1919 . . .	10
No. 5—Summary of the Trade of Canada with the United States, Fiscal years 1868 to 1919	12
No. 6—Exports by Classes, Fiscal years 1868 to 1919	14
No. 7—Exports (Canadian Produce) by Classes, to the United Kingdom, the United States and Other Countries, Fiscal years 1868 to 1919.	18

Analyses of Current Trends—

No. 8—Exports, Imports and Duty Collected at Customs Ports, 1918 and 1919.	24
No. 9—Imports and Exports, by Months, Fiscal years 1915 to 1919.	28
No. 10—Imports of Merchandise for Consumption, by Countries, Fiscal years 1915 to 1919	30
No. 11—Exports of Merchandise, by Countries, Fiscal years 1915 to 1919.	34
No. 12—Aggregate Trade, by Countries, Fiscal years 1915 to 1919.	38
No. 13—Imports of Coin and Bullion, by Countries, Fiscal years 1915 to 1919	42
No. 14—Exports of Coin and Bullion, by Countries, Fiscal years 1915 to 1919	44
No. 15—Imports for Consumption, by Countries, with Duty collected thereon under the General, Preferential and Treaty Tariffs, Fiscal years 1916 to 1919.	46
No. 16—Imports via United States, by Countries, Fiscal years 1915 to 1919	48
No. 17—Exports via United States, by Countries, Fiscal years 1915 to 1919	50

DETAILED TABLES, 1915-1919—

No. 18—Imports for Consumption and Exports, by Articles, during the Fiscal year 1919, with references to Tables of Trade by Countries, 1915 to 1919	54
No. 19—Imports for Consumption, by Articles and Countries, during Fiscal years 1915 to 1919	112
No. 19A—Imports for Consumption under British Preferential Tariff, Fiscal year 1919	662
No. 19B—Imports for Consumption under French Treaty Tariff, Fiscal year 1919.	686
No. 20—Exports of Canadian Produce, by Articles and Countries, during Fiscal years 1915 to 1919.	696
No. 21—Exports of Foreign Produce, by Articles and Countries, during Fiscal years 1915 to 1919.	942

CANADIAN TRADE

IMPORTS INTO AND EXPORTS FROM CANADA

ITEMIZED AND GENERAL STATEMENTS.

SESSIONAL PAPER No. 10b

1886	27,088,868	38,171,739	8,071,513	6,547,096	1,566,267	852,615	2,953,616	85,251,314
1887	28,811,387	40,864,420	8,566,959	6,149,889	1,269,545	875,041	3,478,270	90,515,811
1888	30,666,317	37,288,718	8,813,005	6,929,563	1,272,429	1,304,890	3,928,077	90,203,000
1889	30,336,698	37,223,081	8,832,281	6,700,898	978,773	782,006	4,334,306	89,189,167
1890	28,314,586	34,338,693	9,468,409	6,977,855	887,755	988,384	5,763,467	96,549,149
1891	28,926,642	43,216,636	9,925,646	7,182,748	1,349,126	1,612,124	6,199,280	4,794	98,417,296
1892	32,598,392	44,329,364	10,982,569	6,183,056	1,198,462	2,078,339	6,574,989	86,324	113,963,375
1893	33,890,873	58,053,427	10,684,863	7,253,611	1,256,344	1,211,077	6,641,633	81,504	118,564,352
1894	34,096,171	56,151,102	10,713,440	6,635,457	1,211,824	1,864,964	8,142,564	79,494	117,524,949
1895	32,266,181	50,001,504	11,723,534	6,368,687	1,639,463	1,611,003	9,121,098	77,333	113,638,863
896	32,866,917	55,217,731	10,999,160	7,907,911	979,979	2,005,867	10,576,551	159,706	121,013,852
1897	39,313,226	69,257,136	11,312,090	9,584,982	1,314,697	1,965,755	14,017,568	166,889	137,960,253
1898	46,786,265	73,327,229	10,930,936	11,166,218	1,389,674	3,472,801	16,919,717	139,822	164,152,683
1899	48,137,912	70,311,371	11,480,120	10,492,329	1,289,659	2,092,988	14,749,632	343,294	158,896,965
1900	56,116,756	76,791,668	12,608,973	14,165,506	1,349,529	3,568,675	17,851,812	9,095,951	191,894,733
1901	36,490,028	49,540,609	12,720,343	14,886,454	681,463	1,084,992	21,648,191	13,914,676	196,487,632
1902	48,597,480	91,057,201	14,978,222	17,657,751	801,013	4,896,149	18,385,335	14,083,487	211,640,286
1903	51,312,217	105,841,054	17,016,554	18,796,363	822,593	2,068,074	15,694,896	10,811,211	225,849,734
1904	41,941,605	102,816,197	17,096,839	17,931,854	726,414	1,049,636	16,536,328	12,247,254	213,521,255
1905	46,618,415	92,457,049	15,289,772	17,939,703	654,512	2,573,060	16,977,882	10,379,874	203,316,872
1906	59,725,246	121,273,739	17,622,271	23,548,953	791,861	1,935,163	22,817,578	8,002,232	256,586,630
1907 (9 mos)	45,476,198	104,380,427	12,514,083	18,340,861	475,137	2,830,480	16,138,405	4,231,601	205,277,197
1908	68,550,565	134,413,165	17,359,714	26,363,098	636,405	4,163,067	23,941,187	3,458,874	280,006,606
1909	69,038,570	119,937,889	17,363,405	27,214,741	523,093	2,176,829	22,240,699	906,473	261,512,159
1910	90,287,469	126,378,646	19,557,188	29,110,811	441,836	4,192,922	25,068,411	247,579	301,358,329
1911	93,965,252	123,725,620	20,001,324	28,273,454	436,173	3,134,564	23,016,635	221,476	297,196,365
1912	108,594,834	153,101,836	23,569,432	28,973,547	583,211	3,302,815	29,272,840	2,275,241	365,265
1913	132,736,532	177,525,907	24,901,473	34,634,156	5,259,436	3,680,247	37,087,369	52,685	462,180,909
1914	186,416,843	177,556,784	27,981,369	31,451,805	573,628	9,097,009	33,918,259	162,171	363,433,688
1915	167,685,610	181,982,754	29,712,618	54,322,490	642,087	11,568,465	37,078,259	283,359	478,947,928
1916	300,180,204	279,039,423	46,681,013	131,241,957	542,087	13,452,106	39,153,566	3,723,304	490,898,877
1917	481,931,718	551,111,934	52,780,505	206,173,977	428,108	18,450,666	46,901,344	3,065,078	882,872,502
1918*	455,536,749	706,819,559	102,476,616	218,086,639	307,116	22,915,538	58,614,907	3,491,666	1,375,758,148
1919*	298,270,478	611,636,889	61,601,749	173,289,616	369,723	22,906,768	77,247,666	2,856,883	1,586,199,792
								478,697	1,268,765,285
								2,256,186	29,707,513
								8,002,232	540,370
								4,231,601	440,348
								3,458,874	883,271
								1,923,807	1,923,807
								2,912,477	2,912,477
								4,056,582	4,056,582
								4,621,809	4,621,809
								8,111,337	8,111,337
								7,185,357	7,185,357
								8,986,038	8,986,038
								14,803,323	14,803,323
								17,924,463	17,924,463
								29,707,513	29,707,513

Notes—(a) Six months ended June 30. (b) Nine months ended June 30. (c) Three months ended June 30. The above table of exports by Provinces indicates that merchandise of the values stated passed outward from Canada through ports located in the several Provinces, but does not imply that the exports originated in the Province whence the goods were exported. * Merchandise only.

10 GEORGE V, A. 1920

No. 3—Summary of the Trade of Can

Fiscal Years.	Imports Entered for Consumption (Merchandise.)					Exports (Merchandise.)				
	Dutiable.	Free.	Total.	Duty Collected.	Average ad. val. rate of Duty on—		Canadian Produce.	Foreign Produce.	Total.	
					Dutiable Imports	Total Imports				%
\$	\$	\$	\$	p.c.	p.c.	\$	\$	\$		
1868	43,655,696	23,434,463	67,090,159	8,801,446	20.2	13.1	48,504,899	4,196,821	52,701,720	
1869	41,069,342	22,085,599	63,154,941	8,284,507	20.2	13.1	52,400,772	3,855,801	56,256,573	
1870	45,127,422	21,774,652	66,902,074	9,425,028	20.9	14.1	59,043,590	6,527,022	65,571,212	
1871	60,094,362	24,120,026	84,214,388	11,807,590	19.6	14.0	57,630,024	9,853,244	67,483,268	
1872	68,276,157	36,679,210	104,955,367	13,020,681	19.1	12.4	65,831,083	12,798,182	78,629,265	
1873	71,198,176	53,310,953	124,509,129	12,997,578	18.3	10.4	76,538,025	9,405,910	85,943,935	
1874	76,232,530	46,948,357	123,180,887	14,407,318	18.9	11.7	76,741,997	10,614,096	87,356,093	
1875	78,138,511	39,270,057	117,408,568	15,354,139	19.6	13.1	69,709,823	7,137,319	76,847,142	
1876	60,238,997	32,274,810	92,513,807	12,828,614	21.3	13.9	72,491,437	7,234,961	79,726,398	
1877	60,916,770	33,209,624	94,126,394	12,544,348	20.6	13.3	68,030,546	7,111,108	75,141,654	
1878	59,773,039	30,622,812	90,395,851	12,791,532	21.4	14.2	67,989,800	11,164,878	79,154,678	
1879	55,426,836	23,275,683	78,702,519	12,935,269	23.3	16.4	62,431,025	8,355,644	70,786,669	
1880	54,182,967	15,717,575	69,900,542	14,129,953	26.1	20.2	72,899,697	13,240,006	86,139,703	
1881	71,620,725	18,867,604	90,488,329	19,482,645	25.8	20.4	83,944,701	13,375,117	97,319,818	
1882	85,757,433	25,387,751	111,145,184	21,700,028	25.3	19.5	94,137,657	7,628,453	101,766,110	
1883	91,588,339	30,273,157	121,861,496	23,162,553	25.3	19.6	87,702,431	9,751,773	97,454,204	
1884	80,010,498	25,962,180	105,972,678	20,156,448	25.2	19.0	79,833,098	9,389,106	89,222,204	
1885	73,269,618	26,486,157	99,755,775	19,121,254	26.1	19.2	79,131,735	8,079,646	87,211,381	
1886	70,658,819	25,333,318	95,992,137	19,427,398	27.5	20.2	77,756,704	7,438,079	85,194,783	
1887	78,120,679	26,986,531	105,107,210	22,438,309	28.7	21.3	80,960,909	8,549,333	89,510,242	
1888	69,645,824	31,025,804	100,671,628	22,187,869	31.8	22.0	81,382,072	8,803,394	90,185,466	
1889	74,475,139	31,623,057	106,098,196	23,742,317	31.9	22.8	80,272,456	6,938,455	87,210,911	
1890	77,106,286	34,576,287	111,682,573	23,921,234	31.6	21.4	85,257,586	9,051,781	94,309,367	
1891	74,536,036	36,997,918	111,533,954	23,416,266	31.4	21.0	88,671,738	8,798,631	97,470,369	
1892	69,160,737	45,999,676	115,160,413	20,559,474	29.7	17.8	99,032,466	13,121,791	112,154,257	
1893	69,873,571	45,297,259	115,170,830	21,161,711	30.3	18.4	105,488,798	8,941,856	114,430,654	
1894	62,779,182	46,291,729	109,070,911	19,379,822	30.9	17.8	103,851,764	11,833,805	115,685,569	
1895	58,557,655	42,118,236	100,675,891	17,887,269	30.5	17.8	102,828,441	6,485,043	109,313,484	
1896	67,239,759	38,121,402	105,361,161	20,219,037	30.0	19.2	109,707,805	6,696,738	116,314,543	
1897	66,220,765	40,397,062	106,617,827	19,891,997	30.0	18.7	123,632,540	10,825,163	134,457,703	
1898	74,625,088	51,682,074	126,307,162	22,157,788	29.7	17.5	144,548,662	14,980,883	159,529,545	
1899	89,433,172	59,913,287	149,346,459	25,734,229	28.8	17.2	137,360,792	17,520,088	154,880,880	
1900	104,346,795	68,160,983	172,507,778	28,889,110	27.7	16.7	168,972,301	14,265,254	183,237,555	
1901	105,969,756	71,739,938	177,709,694	29,106,980	27.5	16.4	177,431,386	17,077,757	194,509,143	
1902	118,657,496	77,822,694	196,480,190	32,425,532	27.3	16.5	196,019,763	13,951,101	209,970,864	
1903	136,796,065	88,017,654	224,813,719	37,110,355	27.1	16.5	214,401,674	10,828,087	225,229,761	
1904	148,909,576	94,680,443	243,590,019	40,954,349	27.5	16.9	198,414,439	12,641,239	211,055,678	
1905	150,928,787	100,688,332	251,617,119	42,024,340	27.8	16.7	190,854,946	10,617,115	201,472,061	
1906	173,046,109	110,236,095	283,282,204	46,671,101	27.0	16.5	235,483,956	11,173,846	246,657,802	
1907*	152,065,529	97,672,345	249,737,874	40,290,172	26.5	16.1	180,545,306	11,541,927	192,087,233	
1908	218,160,047	134,719,908	352,879,955	58,331,075	26.7	16.6	246,960,968	16,407,984	263,368,952	
1909	175,014,160	113,203,355	288,217,515	48,059,792	27.5	16.7	242,603,584	17,318,782	259,922,366	
1910	227,264,346	142,551,081	369,815,427	61,024,239	26.8	16.5	279,247,551	19,516,442	298,763,993	
1911	282,723,812	169,021,296	451,745,108	73,312,368	25.9	16.2	274,316,553	15,683,657	290,000,210	
1912	335,304,060	186,144,429	521,448,309	87,576,037	26.1	16.8	290,223,857	17,492,294	307,716,151	
1913	441,696,885	228,482,181	670,089,066	115,063,688	26.1	17.2	355,754,690	21,313,755	377,068,355	
1914	410,258,744	208,198,400	618,457,144	107,180,578	26.1	17.3	431,588,439	23,848,785	455,437,224	
1915	279,792,145	175,654,117	455,446,315	679,205,910	28.3	17.4	409,418,836	52,023,673	461,442,509	
1916	289,366,527	218,450,632	507,817,159	103,940,101	35.9	20.5	741,610,638	37,689,432	779,300,070	
1917	461,733,609	383,622,697	845,356,306	147,631,455	32.0	17.5	1,151,375,768	27,835,332	1,179,211,100	
1918	542,341,522	420,202,224	962,543,746	161,505,629	29.8	16.8	1,540,027,788	46,142,004	1,586,169,792	
1919	526,481,620	389,947,715	916,429,335	158,046,334	30.0	17.2	1,216,443,806	52,321,479	1,268,765,285	

* 9 months ended March 31. † Includes "War tax" in 1915 of \$2,638,493, in 1916 of \$25,256,788, in 1917 0

SESSIONAL PAPER No. 10b

ada with All Countries, 1868-1919.

Total of Imports for Consumption and Exports (Merchandise)	Excess (Merchandise) of Imports for Consumption i, or Exports of Canadian Produce (e)	Coin and Bullion.			Total of Imports for Consumption and Total Exports. (Merchandise and Coin and Bullion.)	Imports per capita (Merchandise)	Canadian Exports per capita (Merchandise)	Duty Collected per capita.	Fiscal Years.	
		Imports for Consumption.		Exports.						
		Canadian	Foreign.	Canadian						Foreign.
\$	\$	\$	\$	\$	¢	¢	¢	¢		
119,791,879	(i) 18,585,260	4,895,147	4,866,168	129,553,194	19.90	14.38	2.61	1868	
119,411,514	(f) 10,754,169	4,247,229	4,218,208	127,876,951	18.50	15.35	2.43	1869	
132,473,286	(i) 7,858,484	4,335,529	8,002,278	144,811,093	19.37	17.09	2.73	1870	
151,697,656	(i) 26,584,364	2,733,094	6,690,350	161,121,100	23.94	16.38	3.36	1871	
183,584,632	(i) 39,124,284	2,753,749	4,010,398	190,348,779	29.06	18.23	3.61	1872	
210,453,064	(i) 47,971,104	3,005,465	3,845,987	217,304,516	33.94	20.87	3.51	1873	
210,536,980	(i) 46,439,890	4,223,282	1,995,835	176,756,097	32.20	20.06	3.77	1874	
194,255,710	(i) 47,698,745	2,210,089	1,039,837	197,505,636	30.21	17.93	3.95	1875	
172,239,505	(i) 20,021,670	2,220,111	1,240,037	175,699,653	23.43	18.36	3.72	1876	
169,268,048	(i) 26,095,848	2,174,089	733,739	172,175,876	23.45	16.97	3.13	1877	
169,550,529	(i) 22,406,051	803,726	168,989	170,523,244	22.16	16.67	3.14	1878	
149,489,188	(i) 16,271,494	1,639,689	704,586	151,832,863	18.98	15.06	3.12	1879	
156,040,245	(e) 2,999,155	1,881,807	1,771,755	159,693,807	16.58	17.29	3.35	1880	
187,808,147	(i) 6,543,628	1,123,275	971,005	189,902,427	20.86	19.36	4.26	1881	
212,911,294	(i) 17,007,527	1,503,743	371,093	214,786,130	25.35	21.47	4.95	1882	
219,315,700	(i) 34,159,065	1,275,323	631,600	221,222,823	27.49	19.78	5.23	1883	
195,195,182	(i) 26,139,880	2,207,666	2,184,292	199,587,140	23.63	17.80	4.49	1884	
186,967,156	(i) 20,024,040	2,954,244	2,026,980	191,948,380	21.98	17.43	4.21	1885	
181,186,920	(i) 18,235,433	3,610,557	56,531	184,854,008	20.92	16.94	4.23	1886	
194,617,452	(i) 24,146,301	532,218	5,569	195,155,239	22.66	17.46	4.84	1887	
190,857,094	(i) 19,289,554	2,175,472	17,534	193,050,100	21.47	17.36	4.73	1888	
196,309,101	(i) 28,825,740	575,251	1,978,256	198,862,614	23.02	16.94	5.01	1889	
205,991,940	(i) 26,424,987	1,083,011	2,439,782	209,514,733	23.30	17.79	4.99	1890	
209,004,323	(i) 22,862,216	1,811,170	129,328	817,599	211,762,420	23.02	18.31	4.83	1891	
227,314,670	(i) 16,127,947	1,818,539	366,447	1,502,671	230,942,318	23.55	20.26	4.20	1892	
229,601,484	(i) 9,682,032	6,534,200	309,459	3,824,239	240,299,382	23.33	21.37	4.29	1893	
224,756,480	(i) 5,219,147	4,023,072	310,006	1,529,374	230,618,932	21.88	20.41	3.89	1894	
209,989,375	(e) 2,152,550	4,576,620	256,571	4,068,748	218,891,314	20.00	20.83	3.55	1895	
221,675,704	(e) 4,316,644	5,226,119	207,532	4,491,777	231,601,332	20.72	21.57	3.98	1896	
241,075,530	(e) 17,014,713	4,676,194	327,298	3,165,252	249,244,274	20.73	24.04	3.87	1897	
285,836,707	(e) 18,241,500	4,390,844	1,045,723	3,577,415	294,850,689	24.29	27.80	4.26	1898	
304,227,339	(i) 11,985,667	4,705,134	1,101,245	2,914,780	312,948,498	28.40	26.12	4.89	1899	
355,744,433	(i) 3,534,577	8,297,438	1,670,068	6,987,100	372,699,039	32.41	31.75	5.43	1900	
372,209,837	(i) 269,308	3,537,294	1,978,489	377,725,620	32.89	32.84	5.39	1901	
406,451,054	(i) 460,427	6,311,405	1,669,422	414,431,881	35.52	35.43	5.86	1902	
450,043,480	(i) 10,412,045	8,976,797	619,963	459,640,240	39.63	37.79	6.54	1903	
454,645,697	(i) 45,175,580	7,874,313	2,465,557	464,985,567	41.82	31.06	7.03	1904	
453,089,180	(i) 60,762,173	10,308,435	1,844,811	465,242,426	41.99	31.85	7.01	1905	
529,940,006	(i) 47,798,248	7,078,603	9,928,828	546,947,437	45.90	38.16	7.56	1906	
441,825,107	(i) 69,192,568	7,517,008	13,189,964	462,532,079	39.63	28.65	6.39	1907	
615,248,907	(i) 104,918,987	6,548,661	16,637,654	638,435,222	54.21	38.05	8.99	1908	
548,139,881	(i) 45,613,931	9,988,442	2	1,589,791	559,718,116	43.05	36.24	7.18	1909	
668,579,420	(i) 90,567,876	6,017,589	2,594,536	677,191,545	53.46	40.37	8.82	1910	
741,745,318	(i) 177,428,555	10,206,210	7,196,155	759,147,683	63.11	38.32	10.24	1911	
829,164,460	(i) 231,224,452	26,033,881	7,601,099	862,799,440	71.01	39.52	11.93	1912	
1,047,157,421	(i) 314,334,466	5,427,979	16,163,702	1,068,749,102	88.99	47.24	15.28	1913	
1,073,594,368	(i) 186,868,705	15,235,305	1,219	23,559,485	1,112,690,377	80.06	55.87	13.87	1914	
916,888,821	(i) 46,027,476	131,992,992	667	29,365,701	1,078,248,181	57.45	51.64	9.99	1915	
1,287,117,229	(e) 233,793,479	34,260,202	315	103,572,117	1,424,949,863	62.39	91.11	12.77	1916	
2,924,567,406	(e) 306,019,462	28,081,126	86,087	196,460,961	2,249,195,574	101.10	137.71	17.66	1917	
2,548,713,538	(e) 577,484,042	12,279,173	290,281	3,201,122	2,564,484,114	112.01	179.22	18.80	1918	
2,185,191,620	(e) 300,014,471	103.72	137.68	17.89	1919	

837,830,427, in 1918 of \$45,018,562 and in 1919 \$44,726,092.

No. 4—Summary of the Trade of Canada

Fiscal Years.	Imports Entered for Consumption (Merchandise).					Exports (Merchandise).			
	Dutiable.	Free.	Total.	Duty Collected.	Average ad. val. rate of Duty on—		Canadian Produce.	Foreign Produce.	Total.
					Dutiable Imports.	Total Imports.			
	\$	\$	\$	\$	p.c.	p.c.	\$	\$	\$
1868	28,284,194	9,333,131	37,617,325				17,905,808	++++	++++
1869	28,483,645	7,013,119	35,496,764	4,799,758	16.9	13.5	20,486,389	++++	++++
1870	30,022,948	7,514,147	37,537,095	5,037,440	16.8	13.4	22,512,991	++++	++++
1871	39,815,550	8,682,652	48,498,202	6,544,088	16.4	13.5	21,733,556	++++	++++
1872	48,197,337	14,011,917	62,209,254	7,908,152	16.4	12.7	25,223,785	++++	++++
1873	47,443,203	20,553,742	67,996,945	7,392,957	15.6	10.9	31,402,234	7,257,277	38,659,511
1874	47,794,745	13,629,662	61,424,407	7,867,481	16.5	12.8	35,769,190	9,105,400	44,874,590
1875	48,949,803	11,059,281	60,009,084	8,881,998	18.1	14.8	34,199,134	5,782,857	39,981,991
1876	32,385,482	8,093,771	40,479,253	6,075,756	18.8	15.0	34,379,005	6,303,459	40,682,464
1877	32,916,776	6,414,845	39,331,621	6,377,596	19.4	16.2	35,491,671	6,035,619	41,527,290
1878	32,139,783	5,112,986	37,252,769	6,445,985	20.1	17.3	35,861,110	10,056,583	45,917,693
1879	27,075,555	3,892,223	30,967,778	5,561,933	20.5	18.0	29,393,424	6,873,695	36,267,119
1880	28,038,118	5,726,321	33,764,439	6,737,597	24.0	20.0	35,208,031	10,606,095	45,814,126
1881	35,860,461	7,024,681	42,885,142	8,772,950	24.5	20.5	42,637,219	11,110,151	53,747,370
1882	41,459,730	8,896,538	50,356,268	10,011,811	24.1	19.9	39,816,813	5,457,117	45,273,930
1883	40,732,476	10,947,286	51,679,762	9,897,785	24.3	19.2	39,538,067	7,473,113	47,011,180
1884	32,828,307	9,096,814	41,925,121	8,001,371	24.4	19.1	37,410,870	6,324,767	43,735,637
1885	30,702,359	9,329,089	40,031,448	7,617,249	24.8	19.0	36,479,051	5,392,940	41,871,991
1886	30,385,797	8,647,209	39,033,006	7,817,357	25.7	20.0	36,694,263	4,846,041	41,540,304
1887	35,766,273	8,975,577	44,741,850	9,318,920	26.1	20.8	38,714,331	5,856,981	44,571,312
1888	30,848,116	8,319,528	39,167,644	8,972,740	29.1	22.9	33,648,284	6,436,700	40,084,984
1889	32,219,807	10,031,382	42,251,189	9,456,243	29.3	22.4	33,504,281	4,583,770	38,088,051
1890	33,267,721	10,009,288	43,277,009	9,576,966	28.8	22.1	41,499,149	6,854,545	48,353,694
1891	31,447,660	10,571,283	42,018,943	9,114,272	29.0	21.7	43,243,784	6,037,074	49,280,858
1892	30,831,809	10,231,902	41,063,711	9,074,201	29.4	22.1	54,949,055	9,957,494	64,906,549
1893	21,869,267	10,660,073	32,529,340	9,498,747	29.8	22.3	58,409,666	5,670,887	64,080,493
1894	27,493,160	9,542,803	37,035,963	8,245,846	30.0	22.3	60,878,056	7,660,890	68,538,956
1895	23,311,911	7,747,421	31,059,332	7,006,677	30.1	22.6	57,903,564	6,393,426	64,296,990
1896	24,366,179	8,458,326	32,824,505	7,358,514	30.2	22.4	62,717,941	3,971,312	66,689,253
1897	20,217,422	9,183,766	29,401,188	6,205,367	30.7	21.1	69,533,852	7,693,650	77,227,502
1898	22,556,479	9,486,982	32,043,461	6,649,429	29.5	20.8	93,005,019	11,933,799	104,938,818
1899	27,521,508	9,409,815	36,931,323	7,328,192	26.6	19.8	85,113,681	13,973,500	99,086,981
1900	31,561,756	12,718,227	44,279,983	8,074,541	25.6	18.2	96,562,875	11,173,693	107,736,568
1901	31,704,654	11,118,341	42,819,995	7,845,406	24.7	18.3	92,857,525	12,471,431	105,328,956
1902	35,062,564	13,960,162	49,022,726	8,424,693	24.0	17.2	109,347,345	7,970,879	117,318,221
1903	42,210,165	16,582,873	58,793,038	9,841,627	23.3	16.7	125,199,980	6,002,118	131,202,098
1904	44,939,829	16,781,787	61,724,616	10,838,017	24.1	17.6	110,120,892	7,470,484	117,591,376
1905	45,099,527	15,243,177	60,342,704	11,171,010	24.8	18.5	97,114,867	4,843,904	101,958,771
1906	52,615,725	16,568,190	69,183,915	12,914,249	24.6	18.7	127,456,465	5,636,106	133,092,571
1907	48,750,741	15,664,674	64,415,415	11,823,197	24.3	18.4	98,691,186	6,438,415	105,129,601
1908	71,212,207	23,205,107	94,417,314	17,265,293	24.2	18.3	126,194,124	8,283,000	134,477,124
1909	52,219,881	18,462,230	70,682,101	13,449,342	25.8	19.0	126,384,724	7,360,399	133,745,123
1910	71,822,941	23,513,486	95,336,427	18,032,629	25.1	18.9	139,482,945	10,147,543	149,630,488
1911	84,511,835	25,422,830	109,934,665	20,756,811	24.6	18.9	132,156,924	4,806,017	136,962,971
1912	89,514,201	27,392,011	116,906,212	22,367,040	25.0	19.1	147,240,413	4,592,966	151,833,379
1913	108,055,865	30,685,871	138,741,736	27,158,162	25.1	19.6	170,161,903	7,820,099	177,982,002
1914	102,375,867	29,694,495	132,070,362	25,816,854	25.2	19.5	215,253,963	7,068,323	222,322,292
1915	68,040,209	22,146,862	90,187,161	18,447,534	27.1	20.5	186,668,554	25,089,164	211,757,718
1916	52,009,078	25,395,283	77,404,361	14,782,858	28.4	19.1	451,852,399	11,228,842	463,081,241
1917	75,504,932	31,591,652	107,096,584	18,801,123	24.9	17.6	742,147,537	13,323,522	756,071,059
1918	58,047,170	23,277,113	81,324,283	14,077,045	24.3	17.3	845,480,069	15,593,330	861,073,399
1919	50,008,008	23,027,110	73,035,118	11,164,986	22.3	15.3	540,750,977	20,088,139	560,839,116

*9 months. †Exclusive of Special Duties and War Tax. ‡Figures not available.

SESSIONAL PAPER No. 10b

with the United Kingdom, 1868 to 1919.

Total of Imports for Consumption and Exports (Merchandise)	Excess (Merchandise) of Imports for Consumption (i), or Exports of Canadian Produce (e).	Coin and Bullion.			Total of Imports for Consumption and Total Exports. (Merchandise and Coin and Bullion.)	Per cent. Imports from U. K. of Total Imports (Merchandise).	Per cent. Can. Exports to U. K. of Total Can. Exports (Merchandise).	Per cent. Duty on Imports from United Kingdom of Total Duty. †	Fiscal Years.
		Imports for Consumption.	Exports.						
§	§	§	Canadian §	Foreign §	§	p. c.	p. c.	p. c.	
	(i) 19,711,517	46,370	889,032			56.1	36.9		1868
	(i) 15,010,375	267,706	12,486			56.2	39.1	57.9	1869
	(i) 15,024,104		1,134,784			56.1	38.1	53.4	1870
	(i) 26,764,646	788,183	2,576,738			57.6	37.7	55.4	1871
	(i) 36,985,469	880,371	5,355			59.7	33.3	60.7	1872
106,656,456	(i) 36,594,711	462,829			107,119,285	54.6	41.0	56.9	1873
106,298,997	(i) 25,655,217	1,624,157	67,652		107,990,836	49.9	46.6	54.6	1874
99,991,075	(i) 25,809,950	48,667			100,039,742	51.1	49.1	57.9	1875
81,161,717	(i) 6,100,248	248,200	38,017		81,447,934	43.8	47.4	47.4	1876
80,858,911	(i) 3,839,950	240,618		40,179	81,139,708	41.8	52.2	51.0	1877
83,170,462	(i) 1,391,659	178,411		23,846	83,372,719	41.2	52.7	50.4	1878
67,234,897	(i) 1,574,354	25,270		28,599	67,288,766	39.3	47.1	43.0	1879
79,578,565	(e) 1,443,592	696,785		31,936	80,307,286	48.3	48.3	47.7	1880
96,632,512	(i) 247,923	698,666		4,200	97,335,378	47.4	50.8	47.4	1881
95,630,198	(i) 10,539,455	241,073		531	95,871,802	45.3	42.3	46.1	1882
98,690,942	(i) 12,141,695	372,703			99,063,645	42.4	45.1	42.7	1883
85,660,758	(i) 4,514,251	1,492,891		590	87,154,242	39.6	46.9	39.7	1884
81,903,439	(i) 3,552,397	1,375,329		5,714	83,284,482	40.1	46.1	39.9	1885
80,573,310	(i) 2,338,743	1,568,193		2,325	82,143,828	40.7	47.2	40.2	1886
89,312,662	(i) 6,027,019	220,883		534	89,534,079	42.6	47.8	41.5	1887
79,252,628	(i) 5,519,360	131,077			79,383,705	38.9	41.3	40.4	1888
80,339,240	(i) 8,746,908	66,200		17,075	80,422,515	38.7	41.7	39.8	1889
91,630,703	(i) 1,777,860	113,232			91,743,935	38.8	48.7	40.0	1890
91,299,801	(e) 1,224,841	28,583			91,328,384	37.7	48.8	38.9	1891
105,970,260	(e) 13,885,344	284,724			106,254,984	35.7	55.5	44.2	1892
106,609,833	(e) 15,880,266	619,073			107,228,906	36.9	55.4	44.9	1893
105,574,819	(e) 23,842,093	1,681,304			107,256,123	34.0	58.6	42.6	1894
92,916,322	(e) 26,844,232	72,405			92,988,727	30.9	56.3	39.2	1895
99,515,758	(e) 29,893,436	155,237	1,000	35	99,670,030	31.2	57.2	36.5	1896
106,628,690	(e) 40,132,664	11,000			106,639,690	27.6	56.2	31.3	1897
137,042,279	(e) 61,021,558	457,456		39	137,499,774	25.4	64.4	30.5	1898
136,018,304	(e) 48,182,358	128,800	874	4,000	136,151,978	24.7	62.0	28.6	1899
152,015,951	(e) 52,282,892	509,747		400	152,526,098	25.7	57.1	28.0	1900
148,148,951	(e) 50,037,530	198,169			148,347,120	24.1	52.3	27.0	1901
166,340,947	(e) 60,324,619	191,036		2,000	166,533,983	25.0	55.8	26.0	1902
189,095,136	(e) 66,406,942	103,863		223	190,099,222	26.2	58.4	26.6	1903
173,315,992	(e) 48,396,276	52,958			179,368,950	25.3	55.5	26.5	1904
162,301,475	(e) 36,772,163	5			162,301,480	24.0	50.9	26.7	1905
202,276,486	(e) 58,272,550	10,673		2,366	202,289,525	24.4	54.1	27.9	1906
169,545,016	(e) 34,275,771	165,958		6,200	169,717,174	25.8	54.7	29.5	1907*
228,894,438	(e) 31,776,810	542,157		7,032	229,443,627	26.8	51.1	29.8	1908
204,427,224	(e) 55,702,623	843	2	250	201,428,319	24.5	52.1	28.1	1909
244,966,915	(e) 44,146,518	13,873		3,619	244,984,407	25.8	50.0	29.7	1910
246,897,636	(e) 22,222,259	1,797		2,140	246,901,573	24.3	48.2	28.5	1911
268,739,591	(e) 30,334,201	810		20,034	268,760,435	22.4	50.7	25.7	1912
316,723,738	(e) 31,420,167	7,231			316,730,969	20.7	47.8	23.7	1913
354,392,654	(e) 83,183,607	514	54	420	354,393,642	21.4	49.9	24.2	1914
301,914,879	(e) 96,511,393	2,662	45	1,100	301,918,686	19.8	45.6	24.2	1915
540,485,692	(e) 374,448,038	2,704,434			543,190,036	15.2	60.9	18.9	1916
863,167,643	(e) 635,050,953	14,666,630	18		877,834,291	12.7	64.5	17.2	1917
942,397,682	(e) 764,155,786	531			942,398,213	8.4	54.9	12.2	1918
633,874,234	(e) 467,715,859					8.0	44.5	9.9	1919

No. 5—Summary of the Trade of Canada

Fiscal Years.	Imports Entered for Consumption (Merchandise.)					Exports (Merchandise.)				
	Dutiable.	Free.	Total.	Duty Collected.	Average ad. val. rate of Duty on—		Canadian Produce.	Foreign Produce.	Total.	
					Dutiable Imports	Total Imports				
	%	%	%	%	p.c.	p.c.	%	%	%	
1868	10,014,304	12,645,828	22,660,132	25,349,568	
1869	7,793,748	13,703,632	21,497,380	1,565,566	20.1	7.3	26,717,656	
1870	8,698,845	12,998,392	21,697,237	1,700,252	19.5	7.8	30,361,328	
1871	14,085,383	13,100,203	27,185,586	2,290,881	16.3	8.4	29,164,358	
1872	13,271,042	20,470,953	33,741,995	2,385,592	18.0	7.1	32,871,496	
1873	16,678,895	28,510,305	45,189,110	2,945,966	17.7	6.5	36,714,144	1,517,871	38,232,015	
1874	21,097,531	30,609,375	51,706,906	3,681,014	17.4	7.1	33,195,805	1,183,194	34,378,999	
1875	22,312,546	26,617,812	48,930,358	3,853,634	17.3	7.9	27,902,748	1,020,307	28,923,055	
1876	21,334,613	22,765,267	44,099,880	4,104,484	19.2	9.3	30,080,738	653,701	30,734,439	
1877	23,510,846	25,865,162	49,376,008	4,393,511	18.7	7.9	24,326,332	758,513	25,084,845	
1878	23,461,504	24,538,371	48,002,875	4,790,427	20.4	9.4	24,381,009	719,096	25,100,105	
1879	23,893,457	18,366,849	42,170,306	5,524,879	23.2	13.1	25,491,356	1,007,218	26,498,574	
1880	19,566,567	8,627,216	28,193,783	4,512,415	25.1	16.0	29,566,211	2,043,879	31,610,090	
1881	25,632,313	10,706,388	36,338,701	5,649,152	22.0	15.5	34,068,431	1,863,989	35,902,420	
1882	32,941,061	14,111,874	47,052,935	7,073,912	21.5	15.0	45,782,584	1,787,565	47,570,149	
1883	38,652,045	16,495,198	55,147,243	8,148,268	21.1	14.8	39,513,225	1,657,935	41,171,160	
1884	35,796,697	13,989,191	49,785,888	7,411,946	20.7	14.9	34,332,641	2,324,197	36,656,838	
1885	31,231,947	14,344,563	45,576,510	6,624,100	21.2	14.5	35,566,813	2,164,658	37,731,468	
1886	29,639,876	13,158,775	42,818,651	6,769,365	22.8	15.8	34,284,490	2,244,179	36,528,669	
1887	30,570,609	14,225,299	44,795,908	7,268,193	23.8	16.2	35,269,922	2,385,242	37,655,164	
1888	27,097,680	19,342,616	46,440,296	7,109,234	26.2	15.3	40,407,483	2,147,048	42,554,531	
1889	28,982,283	21,047,136	50,029,419	7,371,148	25.4	14.7	39,519,940	2,041,283	41,561,223	
1890	30,575,397	20,790,264	51,365,661	8,126,625	26.6	15.8	36,213,279	1,869,749	38,083,028	
1891	29,790,402	22,243,075	52,033,477	7,731,515	26.0	14.9	37,743,430	2,451,136	40,194,566	
1892	29,505,550	22,236,582	51,742,132	7,814,559	26.5	15.1	34,666,070	2,512,839	37,178,909	
1893	28,567,050	23,777,746	52,339,796	7,636,076	26.7	14.6	37,296,110	2,493,202	39,789,312	
1894	25,823,646	24,922,455	50,746,091	6,960,951	27.0	13.7	32,562,509	1,408,051	33,970,560	
1895	25,795,538	24,383,466	50,179,004	6,897,396	26.7	13.7	35,603,863	1,860,794	37,464,657	
1896	29,101,446	24,427,744	53,529,390	7,767,993	26.7	14.5	37,789,481	1,960,740	39,750,221	
1897	30,482,509	26,540,833	57,023,342	8,147,075	26.7	14.3	43,664,187	2,216,735	45,880,922	
1898	38,063,960	36,760,963	74,824,923	9,941,624	26.1	13.3	38,989,525	2,092,712	41,082,237	
1899	44,471,824	43,995,349	88,467,173	11,713,839	26.3	13.2	39,326,485	1,795,885	41,122,370	
1900	53,897,561	48,182,616	102,080,177	13,491,873	25.0	13.2	57,996,488	1,966,417	59,962,905	
1901	53,600,278	53,549,047	107,149,325	13,311,750	24.8	12.4	67,983,673	2,424,168	70,406,841	
1902	60,181,808	54,562,888	114,744,696	15,155,136	25.2	13.2	66,567,784	2,904,448	69,562,232	
1903	68,538,323	60,251,914	128,790,237	17,069,881	24.9	13.3	67,766,367	3,413,602	71,209,969	
1904	77,543,789	65,466,798	143,010,578	19,534,586	25.2	13.7	66,856,885	3,856,168	70,713,053	
1905	78,797,440	73,634,186	152,431,626	20,580,302	26.1	13.5	70,426,765	5,136,250	75,563,015	
1906*	89,540,776	79,257,600	168,798,376	22,187,103	24.8	13.1	83,546,309	4,455,003	88,001,309	
1907	78,969,028	69,629,033	148,598,061	19,084,738	24.2	12.8	62,180,439	3,658,197	65,838,636	
1908	119,361,367	94,287,518	204,648,885	27,132,543	24.6	13.3	90,814,871	6,105,267	96,920,138	
1909	90,581,507	79,471,671	170,053,178	22,526,807	24.9	13.2	85,334,806	5,687,581	91,022,387	
1910	118,834,173	98,668,242	217,502,415	59,515,836	24.8	13.6	104,199,675	6,414,652	110,614,327	
1911	153,067,232	121,777,626	274,844,858	37,854,728	24.7	13.8	104,115,823	8,092,853	112,208,676	
1912	196,886,150	133,542,352	330,428,502	49,177,584	25.0	14.9	102,041,222	10,915,073	112,956,295	
1913	276,330,431	159,439,647	435,770,081	68,929,805	24.9	15.8	139,723,953	11,235,722	150,961,675	
1914	249,482,610	146,082,718	395,565,328	61,895,168	24.8	15.6	163,372,825	13,575,474	176,948,299	
1915	168,658,299	127,974,207	296,632,506	42,335,575	25.1	14.3	173,320,216	13,022,640	186,342,856	
1916	199,466,665	171,029,909	370,496,574	49,908,889	25.0	13.5	201,106,488	15,562,774	216,669,262	
1917	332,039,327	332,180,326	664,219,653	75,516,314	22.7	11.4	280,616,330	9,962,413	290,578,773	
1918	429,298,758	362,667,367	791,966,125	88,018,759	20.5	11.1	417,233,287	23,578,113	440,811,400	
1919	416,457,384	330,463,270	746,920,654	87,079,923	20.9	11.6	454,873,170	22,822,489	477,695,659	

9 months ending March 31. † Exclusive of Special Duties and War Tax. ‡ Figures not available.

SESSIONAL PAPER No. 10b

with the United States, 1868 to 1919.

Total of Imports for Consumption and Exports (Merchandise)	Excess (Merchandise) of Imports for Consumption (i), or Exports of Canadian Produce (e).	Coin and Bullion.			Total of Imports for Consumption and Total Exports. (Merchandise and Coin and Bullion.)	Per Cent, Imports from U.S. of Total Imports (Merchandise).	Per Cent, Canadian Exports to U.S. of Total Can. Exports (Merchandise).	Per Cent, Duty on Imports from United States of Total Duty.	Fiscal Years.
		Imports for Consumption.	Exports.						
			Canadian.	Foreign.					
\$	\$	\$	\$	\$	p.c.	p.c.	p.c.		
	(e) 2,689,436	4,848,777	3,975,189			33.8	52.3	1868	
	(e) 5,220,276	3,976,325	4,205,722			34.0	51.0	1869	
	(e) 8,664,091		6,867,494			32.4	51.4	1870	
	(e) 1,978,772	1,944,911	4,113,612			32.3	50.6	1871	
	(i) 870,499	1,873,370	3,388,765			32.1	49.9	1872	
83,421,125	(i) 8,474,966	2,542,686	3,740,957	89,704,718		36.3	48.0	1873	
86,085,905	(i) 18,511,101	2,599,095	1,928,183	90,613,183		42.0	43.3	1874	
77,853,413	(i) 21,027,610	2,161,422	1,039,837	81,054,672		41.7	40.0	1875	
74,834,319	(i) 14,019,142	1,971,911	1,202,020	78,008,250		47.7	41.5	1876	
74,460,833	(i) 25,049,676	1,933,471		77,084,724	690,400	52.5	35.8	1877	
73,102,980	(i) 23,621,866	625,315		73,873,088	144,793	53.1	35.9	1878	
68,668,886	(i) 16,678,950	1,565,819		70,900,953	666,254	53.6	40.8	1879	
53,803,873	(e) 1,372,428	1,153,165	1,739,819	62,696,857		40.2	40.6	1880	
72,241,121	(i) 2,300,270	365,411		963,805		40.6	40.5	1881	
94,623,084	(i) 1,270,351	1,236,117		370,562		36.2	48.6	1882	
96,318,403	(i) 15,634,018	885,090		631,600		45.3	45.1	1883	
86,442,726	(i) 15,453,247	706,938		2,183,702	89,333,366	47.0	43.0	1884	
83,307,978	(i) 10,009,700	1,574,691	2,021,266	86,903,935		45.7	44.9	1885	
79,347,329	(i) 8,534,161	2,039,388		50,100		44.6	44.1	1886	
82,451,072	(i) 9,525,986	311,158		5,035		42.6	43.6	1887	
88,994,827	(i) 6,032,813	2,041,552	17,534	91,053,913		46.1	49.6	1888	
91,590,642	(i) 10,509,479	508,021		1,961,181		45.9	49.2	1889	
89,448,689	(i) 15,152,382	926,312	2,439,782	92,814,783		46.0	42.5	1890	
92,228,043	(i) 14,290,047	1,652,180	129,328	814,801		46.7	42.6	1891	
88,921,041	(i) 17,076,092	1,395,440	396,447	1,502,671		44.9	35.0	1892	
92,129,108	(i) 15,043,686	5,882,180	309,459	3,824,239	102,114,986	45.4	35.4	1893	
84,716,631	(i) 18,183,582	2,288,009	310,006	1,529,374	88,844,040	46.5	31.4	1894	
87,643,661	(i) 14,575,141	4,455,517	256,571	3,576,448	95,932,197	49.8	34.6	1895	
93,279,611	(i) 15,739,909	5,044,634	206,447	4,491,742	103,022,434	50.8	34.4	1896	
102,901,264	(i) 13,359,155	4,625,699	327,298	3,165,252	111,022,513	53.5	35.3	1897	
115,907,160	(i) 33,835,398	3,880,667	1,045,723	3,574,718	124,408,268	59.2	27.0	1898	
129,589,543	(i) 49,140,688	4,539,993	1,100,371	2,410,780	138,140,687	59.2	29.0	1899	
162,043,082	(i) 44,083,689	7,764,201	1,670,068	6,986,050	178,463,401	59.2	34.3	1900	
177,556,166	(i) 39,165,688	3,335,683		1,975,389	182,867,238	60.3	38.3	1901	
184,306,928	(i) 48,176,912	6,062,354		1,635,452	192,004,734	58.4	34.0	1902	
200,000,206	(i) 61,023,870	8,814,958		573,955	209,389,119	57.3	31.6	1903	
213,723,631	(i) 76,153,693	7,815,937		2,460,496	224,000,064	58.7	33.7	1904	
227,994,641	(i) 82,004,861	10,306,945		1,841,056	240,142,642	60.6	36.9	1905	
256,799,685	(i) 85,252,070	7,063,695		9,805,243	273,668,623	59.6	35.5	1906	
214,436,697	(i) 86,417,622	7,344,968		13,182,844	234,964,509	50.5	34.4	1907	
301,569,023	(i) 113,834,014	6,003,940		16,000,362	324,173,325	58.7	36.8	1908	
261,078,565	(i) 84,721,372	9,970,372		1,581,970	272,630,907	59.0	35.2	1909	
328,116,742	(i) 113,302,740	5,999,394		2,536,451	336,652,587	58.8	37.3	1910	
387,053,534	(i) 170,729,035	10,089,881		7,188,125	404,331,540	60.8	38.0	1911	
443,384,797	(i) 298,387,280	25,925,976		7,578,339	476,889,112	63.4	35.2	1912	
586,731,756	(i) 296,044,128	5,372,512		16,148,707	608,252,975	65.0	39.3	1913	
572,513,62	(i) 232,192,503	15,220,763	1,015	23,510,059	611,245,464	64.0	37.9	1914	
482,975,362	(i) 123,312,290	131,984,421	582	29,065,888	644,026,253	65.1	42.3	1915	
587,165,836	(i) 169,390,086	28,197,146	115	103,555,703	718,918,800	73.0	27.1	1916	
954,798,426	(i) 383,603,323	13,411,963	152	196,291,765	1,164,502,306	78.6	24.4	1917	
1,232,717,525	(i) 374,672,838	12,209,950	513	2,573,426	1,247,501,414	82.2	27.0	1918	
1,224,616,313	(i) 292,047,484					81.5		1919	

No. 6—Exports by Classes during

Fiscal Years.	The Mine.			The Fisheries.			The Forest.	
	Canadian Produce.	Foreign Produce.	Totals.	Canadian Produce.	Foreign Produce.	Totals.	Canadian Produce.	Foreign Produce.
	§	§	§	§	§	§	§	§
1868	1,276,129	†	1,276,129	3,357,510	†	3,357,510	18,742,625	†
1869	1,941,485	†	1,941,485	3,242,710	†	3,242,710	20,423,882	†
1870	2,192,541	†	2,192,541	3,608,549	†	3,608,549	21,533,800	†
1871	2,841,124	†	2,841,124	3,994,275	†	3,994,275	23,063,223	†
1872	4,779,594	†	4,779,594	4,386,214	†	4,386,214	24,459,877	†
1873	5,853,860	†	5,853,860	4,779,277	†	4,779,277	29,298,917	†
1874	3,760,835	†	3,760,835	5,292,368	†	5,292,368	27,237,779	†
1875	3,643,398	†	3,643,398	5,380,527	†	5,380,527	25,070,410	†
1876	3,731,827	55,975	3,787,802	5,500,989	232	5,501,221	20,333,230	209,405
1877	3,644,040	54,918	3,698,958	5,874,360	5,874,360	23,010,249	655,338
1878	2,816,347	53,016	2,869,363	6,853,975	75,391	6,929,366	19,511,575	543,254
1879	3,082,900	104,822	3,187,722	6,928,871	143,332	7,072,203	13,261,459	535,800
1880	2,877,351	104,262	2,981,613	6,579,656	73,691	6,653,347	16,854,507	812,136
1881	2,767,829	148,425	2,916,254	6,867,715	31,169	6,898,884	24,960,012	749,836
1882	3,013,573	127,608	3,141,181	7,682,079	15,529	7,697,608	23,991,055	971,597
1883	2,970,886	135,944	3,106,830	8,809,118	47,808	8,856,926	25,370,726	1,277,715
1884	3,247,002	195,399	3,442,491	8,591,654	17,687	8,609,341	25,811,157	1,484,926
1885	3,639,537	196,933	3,836,470	7,960,001	16,312	7,976,313	20,989,708	1,383,597
1886	3,951,147	196,140	4,147,287	6,843,388	25,645	6,869,033	21,034,611	1,830,476
1887	3,805,959	304,649	4,110,608	6,875,810	101,864	6,977,674	20,484,746	1,763,737
1888	4,110,937	228,551	4,339,488	7,793,183	77,922	7,871,105	21,302,814	1,577,477
1889	4,419,170	254,033	4,673,203	7,212,208	117,527	7,329,735	23,043,007	1,426,249
1890	4,855,757	270,374	5,126,131	8,461,906	62,602	8,524,508	26,179,136	1,110,128
1891	5,784,143	193,593	5,977,736	9,715,401	181,132	9,896,533	24,282,015	1,583,853
1892	5,906,471	236,697	6,143,168	9,675,398	268,712	9,944,110	22,281,744	1,351,931
1893	5,329,890	295,636	5,625,526	8,743,050	198,307	8,941,357	26,359,910	1,272,881
1894	5,801,009	254,885	6,055,894	11,102,692	309,589	11,412,281	26,355,448	149,308
1895	6,983,227	231,439	7,214,666	10,692,247	165,009	10,857,256	23,891,166	238,033
1896	8,059,659	342,110	8,401,769	11,077,765	105,933	11,183,698	27,175,686	149,208
1897	11,298,915	251,172	11,550,087	10,314,323	254,765	10,569,088	31,258,729	173,565
1898	14,463,256	230,798	14,694,054	10,841,661	132,316	10,973,977	26,511,539	531,533
1899	13,368,159	200,435	13,568,585	9,909,662	41,642	9,951,304	23,921,529	92,766
1900	24,580,266	198,073	24,778,339	11,169,083	55,783	11,224,866	29,663,668	290,421
1901	40,367,683	163,631	40,531,314	10,720,352	10,647	10,730,999	30,009,857	266,323
1902	34,947,574	143,654	35,091,228	14,143,294	43,776	14,187,070	32,119,429	11,484
1903	31,064,861	170,304	31,235,165	11,800,184	26,462	11,826,646	36,386,015	45,099
1904	33,626,739	202,123	33,828,862	10,759,029	14,168	10,773,197	33,091,922	276,859
1905	31,932,329	259,741	32,192,070	11,114,318	30,580	11,144,898	33,235,683	126,370
1906	35,469,631	236,399	35,706,030	16,025,840	23,554	16,049,394	38,824,170	151,373
1907	26,191,955	164,327	26,356,282	10,362,142	34,776	10,396,918	33,476,098	111,376
1908	39,177,133	383,479	39,560,612	13,867,368	39,199	13,906,567	44,170,470	333,901
1909	37,257,699	306,169	37,563,868	13,319,664	28,314	13,347,978	39,667,387	225,963
1910	40,087,017	443,826	40,530,843	15,663,162	97,229	15,760,391	47,517,033	171,223
1911	42,787,561	290,879	43,078,440	15,675,544	114,315	15,789,859	45,439,057	158,542
1912	41,324,516	186,066	41,510,582	16,704,678	110,514	16,815,192	40,892,674	212,213
1913	57,442,546	140,484	57,583,030	16,336,721	106,101	16,442,822	43,255,060	424,563
1914	59,039,054	194,852	59,233,906	20,623,560	111,289	20,734,849	42,792,137	593,950
1915	51,740,989	323,548	52,064,537	19,687,068	131,669	19,818,737	42,650,683	486,098
1916	66,589,861	7,329,537	73,919,398	22,377,977	213,507	22,591,284	51,271,400	426,884
1917	85,016,907	219,514	85,836,421	24,889,253	429,502	25,318,755	55,907,209	488,091
1918	73,760,502	1,928,373	75,688,875	32,602,151	619,024	33,221,175	51,899,704	60,645
1919	77,514,508	3,192,703	80,707,211	37,137,072	732,322	37,869,394	70,551,901	44,298

* 9 months ended March 31. † Not separately stated prior to 1876.

SESSIONAL PAPER No. 10b

each Fiscal Year, 1868 to 1919.

Totals.	Animals and their Produce.			Agricultural Products.			Fiscal Years.
	Canadian Produce.	Foreign Produce.	Totals.	Canadian Produce.	Foreign Produce.	Totals.	
	\$	\$	\$	\$	\$	\$	
18,742,625	6,893,167	†	6,893,167	12,871,055	†	12,871,055	1868
20,423,882	8,769,407	†	8,769,407	12,182,702	†	12,182,702	1869
21,533,300	12,138,161	†	13,138,161	13,676,619	†	13,676,619	1870
23,063,223	12,608,506	†	12,608,506	9,853,924	†	9,853,924	1871
24,459,877	12,706,967	†	12,706,967	13,378,891	†	13,378,891	1872
29,298,917	14,243,017	†	14,243,017	14,995,340	†	14,995,340	1873
27,237,779	14,679,169	†	14,679,169	19,590,142	†	19,590,142	1874
25,070,410	12,700,507	†	12,700,507	17,258,358	†	17,258,358	1875
20,542,635	13,614,369	1,030,599	14,645,168	21,139,665	5,169,024	26,308,689	1876
23,665,587	14,220,617	1,140,434	15,361,051	14,689,376	4,590,350	19,279,726	1877
20,054,829	14,019,857	557,229	14,577,086	18,008,754	9,272,335	27,281,089	1878
13,797,259	14,100,604	636,789	14,737,393	19,628,464	6,342,423	25,970,887	1879
17,666,693	17,607,577	896,432	18,504,009	22,294,328	9,992,800	32,287,128	1880
25,709,848	21,360,219	1,305,391	22,665,610	21,268,327	10,025,800	31,294,127	1881
24,962,652	20,454,759	951,046	21,405,805	31,035,712	4,553,986	35,589,698	1882
26,648,441	20,284,343	881,075	21,165,418	22,818,519	6,696,514	29,515,033	1883
27,296,083	22,946,108	1,206,076	24,152,184	12,397,843	5,758,217	18,156,060	1884
22,373,305	25,337,104	1,166,890	26,503,994	14,518,293	4,602,073	19,120,366	1885
22,865,087	22,065,433	1,012,080	23,077,513	17,652,779	3,789,038	21,441,817	1886
22,248,483	24,246,937	825,602	25,072,539	18,826,255	4,892,913	23,719,148	1887
22,880,291	24,719,297	901,072	25,620,369	15,436,360	5,439,075	20,875,435	1888
24,469,256	23,894,707	799,246	24,693,953	13,414,111	3,778,038	17,192,149	1889
27,289,264	25,106,995	1,523,677	26,630,672	11,908,030	5,337,545	17,245,575	1890
25,865,868	25,967,741	1,280,525	27,248,266	13,666,858	4,634,294	18,301,152	1891
23,633,675	28,594,850	1,468,927	30,063,777	22,113,284	8,704,122	30,817,406	1892
27,632,791	31,736,499	1,039,380	32,775,879	22,049,490	5,043,705	27,093,195	1893
26,504,756	31,881,973	1,164,494	33,046,467	17,677,649	9,079,697	26,757,346	1894
24,129,199	34,387,770	1,268,624	35,656,394	15,719,128	3,273,375	18,992,503	1895
27,324,894	36,507,641	896,755	37,404,396	14,083,361	3,890,650	17,974,011	1896
31,432,294	39,245,252	1,123,008	40,368,260	17,982,646	7,711,621	25,694,267	1897
27,043,072	44,301,470	1,834,668	46,136,138	33,063,285	10,664,494	43,727,779	1898
28,114,295	46,743,130	1,281,684	48,024,814	22,952,015	14,448,999	37,401,914	1899
29,954,089	56,148,807	1,147,860	57,296,667	27,516,609	10,953,352	38,469,961	1900
30,276,180	55,495,311	803,971	56,299,282	24,781,486	13,786,566	38,568,052	1901
32,130,913	59,161,209	668,943	59,830,152	37,152,688	10,389,155	47,541,843	1902
36,431,114	69,817,542	649,077	70,466,619	44,624,321	6,948,568	51,572,889	1903
33,368,781	63,812,117	548,323	64,360,440	37,138,875	8,483,110	45,621,985	1904
33,362,053	63,337,458	643,461	63,980,919	29,994,150	4,146,259	34,140,409	1905
38,975,543	66,455,960	730,215	67,186,175	54,062,337	6,153,398	60,215,735	1906
33,587,474	55,422,499	631,119	56,053,618	35,856,616	7,274,792	43,131,408	1907
44,504,371	55,101,266	812,522	55,913,782	66,069,939	9,478,996	75,548,935	1908
39,893,350	51,349,646	677,064	52,026,710	71,997,207	10,746,719	82,743,926	1909
47,688,256	53,926,515	770,115	54,696,630	90,433,747	11,913,947	102,347,694	1910
45,597,599	52,244,174	809,663	53,053,837	82,601,284	7,457,829	90,059,113	1911
41,104,887	48,210,654	1,010,243	49,220,897	107,143,375	8,311,111	115,454,486	1912
43,679,623	44,784,593	988,634	45,773,227	150,145,661	8,810,034	158,955,695	1913
43,886,087	53,349,119	1,262,953	54,612,072	198,220,029	8,595,689	206,815,718	1914
43,136,781	74,390,743	2,565,259	76,956,002	134,746,050	35,601,014	170,350,064	1915
51,698,284	102,882,276	2,936,914	105,819,190	249,661,194	17,213,996	266,875,190	1916
56,395,300	127,795,468	7,517,342	135,312,810	373,413,701	7,451,069	380,864,770	1917
51,960,349	172,743,081	7,125,087	179,868,168	567,713,584	10,056,766	577,750,350	1918
70,596,199	198,598,437	8,687,055	207,285,492	271,110,210	21,447,173	292,557,383	1919

No. 6—EXPORTS by Classes during each

Fiscal Years	Manufactures.			Miscellaneous.			Total Exports.	
	Canadian Produce.	Foreign Produce.	Totals.	Canadian Produce.	Foreign Produce.	Totals.	Canadian Produce.	Foreign Produce.
	\$	£	\$	\$	£	\$	\$	£
1868	2,100,411	+	2,100,411	302,280	+	302,280	45,543,177	4,196,821
1869	2,412,559	+	2,412,559	350,559	+	350,559	49,323,304	3,855,801
1870	2,560,370	+	2,560,370	371,652	+	371,652	56,081,192	6,527,622
1871	2,432,750	+	2,432,750	387,554	+	387,554	55,181,356	9,853,244
1872	2,716,499	+	2,716,499	515,985	+	515,985	62,944,027	12,798,182
1873	3,609,903	+	3,609,903	465,292	+	465,292	73,245,606	9,405,910
1874	2,946,655	+	2,946,655	419,800	+	419,800	73,926,748	10,614,096
1875	3,028,512	+	3,028,512	409,181	+	409,181	67,490,893	7,137,319
1876	5,148,201	619,546	5,767,747	393,368	150,180	543,548	69,861,849	7,234,961
1877	4,105,422	576,337	4,681,759	329,816	93,731	414,547	65,564,880	7,111,108
1878	4,127,755	588,021	4,715,776	401,871	75,632	477,503	65,740,134	11,164,878
1879	2,700,281	528,480	3,228,761	386,999	63,998	450,997	60,089,578	8,355,644
1880	3,242,617	1,241,594	4,484,211	640,155	119,041	759,196	70,096,191	13,240,006
1881	3,075,095	968,028	4,043,123	622,182	146,468	768,650	80,921,379	13,375,117
1882	3,329,598	934,856	4,264,454	535,935	73,831	609,766	90,942,711	7,628,453
1883	3,503,220	611,204	4,114,424	528,895	101,513	630,408	84,285,707	9,751,773
1884	3,577,535	599,611	4,177,146	560,690	127,190	687,880	77,132,079	9,389,106
1885	3,181,501	612,728	3,794,229	557,374	101,113	658,487	76,183,518	8,079,646
1886	2,824,137	482,230	3,306,367	694,011	102,450	796,461	74,975,506	7,438,079
1887	3,079,972	427,632	3,507,604	644,361	232,936	877,297	77,964,020	8,549,333
1888	4,161,282	455,671	4,616,953	773,877	123,626	897,503	78,297,750	8,803,394
1889	4,434,949	464,139	4,899,088	783,652	99,223	882,875	77,201,894	6,938,455
1890	5,741,184	646,880	6,388,064	82,506	100,575	183,081	82,335,514	9,051,781
1891	6,296,249	689,212	6,985,461	45,337	236,022	281,359	85,757,744	8,798,631
1892	7,040,988	699,867	7,740,855	71,518	391,535	463,053	95,684,253	13,121,791
1893	7,693,959	793,312	8,487,271	93,692	298,635	392,327	102,006,490	8,941,856
1894	7,692,755	643,557	8,336,312	75,327	232,275	307,602	100,586,853	11,833,805
1895	7,768,875	1,090,727	8,859,602	85,938	217,836	303,774	99,328,351	6,485,043
1896	9,365,384	857,493	10,222,877	109,265	364,589	473,854	106,378,752	6,606,738
1897	9,522,014	778,330	10,300,344	63,531	332,702	396,233	119,685,410	10,825,163
1898	10,678,316	1,192,535	11,870,851	61,405	394,539	455,944	139,920,932	14,990,883
1899	11,706,707	1,117,265	12,823,972	99,169	337,297	436,466	132,801,262	17,520,088
1900	14,224,287	1,287,294	15,511,581	208,070	332,471	540,541	163,510,790	14,265,254
1901	16,012,208	1,739,142	17,751,350	44,489	307,477	351,966	177,431,386	17,077,757
1902	18,462,970	2,372,438	20,835,408	32,599	321,651	354,250	196,019,763	13,951,101
1903	20,624,967	2,255,209	22,880,176	83,784	733,368	817,152	214,401,674	18,628,087
1904	19,864,049	2,575,870	22,439,919	121,708	549,786	671,494	198,414,439	12,641,239
1905	21,191,333	3,451,701	24,643,034	49,675	1,959,003	2,008,678	190,854,946	10,617,115
1906	24,561,112	3,089,166	27,650,278	84,906	789,741	874,647	235,483,956	11,173,846
1907*	19,087,988	2,407,013	21,495,001	148,908	918,524	1,066,532	180,545,306	11,927,541
1908	28,507,124	4,562,344	33,069,468	67,674	797,543	865,217	246,960,968	16,407,984
1909	28,957,050	3,997,139	32,954,189	54,931	1,337,414	1,392,345	242,603,584	17,518,782
1910	31,494,916	4,458,445	35,953,361	125,161	1,661,657	1,786,818	279,247,551	19,516,442
1911	35,283,118	5,149,408	40,432,526	285,815	1,703,021	1,988,836	274,316,553	15,683,657
1912	35,836,284	6,672,701	42,508,985	111,676	989,446	1,101,122	290,223,857	17,492,294
1913	43,692,708	8,832,374	52,525,082	97,311	2,011,565	2,108,876	355,754,600	21,313,755
1914	57,443,452	10,158,786	67,602,238	121,088	2,931,266	3,052,354	431,588,439	23,848,785
1915	85,539,501	9,529,024	95,068,525	663,802	3,382,061	4,045,863	409,418,836	52,023,673
1916	242,934,968	8,017,225	250,952,223	6,792,932	1,551,569	8,344,501	741,610,638	37,689,432
1917	477,399,676	9,913,090	487,312,766	6,353,554	1,816,724	8,170,278	1,151,375,768	27,835,332
1918	636,602,516	24,237,914	660,840,430	4,706,250	2,134,195	6,840,445	1,549,027,788	46,142,004
1919	555,429,130	16,069,548	571,498,678	6,102,548	2,148,380	8,250,928	1,216,443,806	52,321,479

* 9 months ended March 31.

† Not separately stated prior to 1876.

SESSIONAL PAPER No. 10b

Fiscal Year, 1868 to 1919.—*Concluded.*

Merchandise	Estimated Short Reported.	Coin and Bullion.			Grand Total Exports.			Fiscal Years.
		Canadian Produce.	Foreign Produce.	Totals.	Canadian Produce.	Foreign Produce.	Totals.	
Totals.								
\$	\$	\$	\$	\$	\$	\$	\$	
49,739,998	2,961,722	4,866,168		4,866,168	53,371,067	4,196,821	57,567,888	1868
53,179,105	3,077,468	4,218,208		4,218,208	56,618,980	3,855,801	60,474,781	1869
62,608,814	2,962,398	8,002,278		8,002,278	67,045,868	6,527,622	73,573,490	1870
65,034,600	2,448,668	6,690,356		6,690,356	64,320,374	9,853,244	74,173,618	1871
75,742,209	2,887,056	4,010,398		4,010,398	69,841,481	12,798,182	82,639,663	1872
82,651,516	3,292,419	3,845,987		3,845,987	80,384,012	9,405,910	89,789,922	1873
84,540,844	2,815,249	1,995,835		1,995,835	78,737,832	10,614,096	89,351,928	1874
74,628,212	2,218,930	1,039,837		1,039,837	70,719,660	7,137,319	77,856,979	1875
77,096,810	2,629,588	1,240,037		1,240,037	73,731,474	7,234,961	80,966,435	1876
72,975,988	2,165,666		733,739	733,739	68,030,546	7,844,847	75,875,393	1877
76,905,012	2,249,666		168,989	168,989	67,989,800	11,333,867	79,323,667	1878
68,445,222	2,341,147		704,586	704,586	62,481,025	9,060,230	71,491,255	1879
83,336,197	2,803,506		1,771,755	1,771,755	72,899,697	15,011,761	87,911,458	1880
94,296,496	3,023,322		971,005	971,005	83,944,701	14,346,122	98,290,823	1881
97,671,164	4,094,946		371,093	371,093	94,137,657	7,999,546	102,137,203	1882
94,037,480	3,416,724		631,600	631,600	87,702,431	10,383,373	98,085,804	1883
86,521,185	2,701,019		2,184,292	2,184,292	79,833,098	11,573,398	91,406,496	1884
84,263,164	2,948,217		2,026,980	2,026,980	79,131,735	10,106,626	89,238,361	1885
82,413,585	2,781,198		56,531	56,531	77,756,704	7,494,610	85,251,314	1886
86,513,353	2,996,889		5,569	5,569	80,960,909	8,554,902	89,515,811	1887
87,101,141	3,084,322		17,534	17,534	81,382,072	8,820,928	90,203,000	1888
84,140,259	3,070,652		1,978,256	1,978,256	80,272,436	8,916,711	89,189,167	1889
91,387,295	2,922,072		2,439,782	2,439,782	85,257,586	11,491,563	96,749,149	1890
94,556,376	2,913,994	129,328	946,927	946,927	88,801,166	9,616,230	98,417,296	1891
108,806,014	3,348,213	306,447	1,502,671	1,809,118	99,338,913	14,624,462	113,963,375	1892
110,948,346	3,482,308	309,459	3,824,239	4,133,698	105,798,257	12,766,095	118,564,352	1893
112,420,658	3,264,911	310,006	1,529,374	1,839,380	104,161,770	13,363,179	117,524,949	1894
106,013,394	3,300,090	256,571	4,068,748	4,325,319	103,085,017	10,553,791	113,638,808	1895
112,985,490	3,329,653	267,532	4,491,777	4,699,309	109,915,337	11,098,515	121,013,852	1896
130,510,573	3,947,139	327,298	3,165,252	3,492,550	123,959,838	13,990,415	137,950,253	1897
154,901,815	4,627,730	1,043,723	3,577,415	4,623,138	145,394,385	18,558,298	164,152,683	1898
150,321,350	4,559,530	1,101,245	2,914,780	4,016,025	138,462,037	20,434,868	158,896,905	1899
177,776,044	5,461,511	1,670,068	6,987,100	8,657,168	170,642,369	21,252,354	191,894,723	1900
194,509,143			1,978,489	1,978,489	177,431,386	19,056,246	196,487,632	1901
209,970,864			1,669,422	1,669,422	196,919,763	15,620,523	211,640,286	1902
225,229,761			619,963	619,963	214,401,674	11,448,050	225,849,724	1903
211,055,678			2,465,557	2,465,557	198,414,439	15,106,796	213,521,235	1904
201,472,061			1,844,811	1,844,811	190,854,946	12,461,926	203,316,872	1905
246,657,802			9,928,828	9,928,828	235,483,356	21,102,674	256,586,030	1906
192,087,233			13,189,964	13,189,964	180,545,306	24,731,891	205,277,197	1907
263,368,952			16,637,654	16,637,654	246,960,968	33,045,638	280,006,606	1908
259,922,366		2	1,589,791	1,589,793	242,603,586	18,908,573	261,512,159	1909
298,763,993			2,594,536	2,594,536	279,247,551	22,110,978	301,358,529	1910
290,000,210			7,196,155	7,196,155	274,316,553	22,879,812	297,196,365	1911
307,716,151			7,601,099	7,601,099	290,223,857	25,093,393	315,317,250	1912
377,068,355			16,163,702	16,163,702	355,754,600	37,477,457	393,232,057	1913
455,437,224		1,219	23,559,485	23,560,704	431,589,658	47,408,270	478,997,928	1914
461,442,509		667	29,365,701	29,366,368	409,419,503	81,389,374	490,808,877	1915
779,300,070		315	103,572,117	103,572,432	741,610,953	141,261,549	882,872,502	1916
1,179,211,100		86,087	196,460,961	196,547,048	1,151,461,855	224,296,293	1,375,758,148	1917
1,586,169,792		290,281	3,201,122	3,491,403	1,540,315,069	49,343,126	1,589,661,195	1918
1,268,765,285								1919

10 GEORGE V, A. 1920

No. 7—EXPORTS of Canadian Produce, by Classes, during each Fiscal Year, the United States

EXPORTS, THE PRO-

Fiscal Years.	The Mine.				The Fisheries.			
	United Kingdom.	United States.	Other Countries.	Totals.	United Kingdom.	United States.	Other Countries.	Totals.
	\$	\$	\$	\$	\$	\$	\$	\$
1868	421,093	733,980	121,056	1,276,129	226,915	2,636,792	2,203,803	3,357,510
1869	735,573	1,096,536	109,376	1,941,485	236,249	1,055,611	1,920,850	3,242,710
1870	842,339	1,182,443	167,759	2,192,541	321,028	943,188	2,344,333	3,608,549
1871	705,840	2,011,831	123,453	2,841,124	348,639	897,546	2,748,090	3,994,275
1872	665,479	3,968,824	145,291	4,779,594	379,869	851,612	3,154,733	4,386,214
1873	1,013,945	4,537,005	302,910	5,853,860	483,157	1,336,398	2,959,722	4,779,277
1874	371,869	3,100,901	288,065	3,760,835	700,813	1,616,663	2,974,892	5,292,368
1875	157,014	3,214,130	272,254	3,643,398	652,870	1,644,826	3,082,831	5,380,527
1876	362,889	3,167,912	201,026	3,731,827	687,101	1,475,319	3,338,569	5,500,989
1877	1,061,201	2,413,525	169,314	3,644,040	808,330	1,317,917	3,748,113	5,874,360
1878	142,374	2,472,979	200,994	2,816,347	1,043,539	2,367,007	3,443,429	6,853,975
1879	265,305	2,636,334	181,261	3,082,900	1,494,846	1,899,190	3,534,835	6,928,871
1880	216,867	2,495,624	164,860	2,877,351	1,154,245	1,738,870	3,686,541	6,579,656
1881	253,652	2,346,529	167,648	2,767,829	1,562,802	2,241,585	3,063,328	6,867,715
1882	311,456	2,418,021	284,096	3,013,573	2,129,982	2,441,204	3,110,893	7,682,079
1883	309,794	2,332,051	329,041	2,970,886	2,337,072	3,186,218	3,285,828	8,809,118
1884	519,672	2,505,501	221,919	3,247,092	1,621,816	3,598,216	3,371,622	8,591,654
1885	485,408	2,898,518	255,611	3,639,537	1,543,014	3,560,731	2,856,256	7,960,001
1886	589,832	3,115,696	245,619	3,951,147	1,586,771	2,587,548	2,669,069	6,843,388
1887	477,722	3,085,431	242,806	3,805,959	1,704,190	2,717,509	2,454,111	6,875,810
1888	478,260	3,341,308	291,369	4,110,937	1,544,901	3,123,853	3,124,429	7,793,183
1889	422,355	3,753,351	243,464	4,419,170	1,249,928	2,839,980	3,122,300	7,212,208
1890	630,815	3,963,257	261,685	4,855,757	2,707,422	2,850,528	2,903,956	8,461,906
1891	851,794	4,690,800	331,549	5,784,143	2,747,882	3,807,786	3,159,733	9,715,401
1892	683,094	4,806,483	416,894	5,906,471	3,006,810	3,452,036	3,216,552	9,675,398
1893	244,560	4,756,280	329,050	5,329,890	2,347,076	3,503,904	2,892,070	8,743,050
1894	257,613	5,130,186	413,210	5,801,009	4,586,715	3,260,677	3,255,390	11,102,692
1895	388,407	6,271,397	323,423	6,983,227	4,143,994	3,025,171	3,523,082	10,692,247
1896	175,512	7,437,814	446,324	8,059,650	4,462,062	3,301,671	3,314,092	11,077,765
1897	354,769	10,533,581	410,565	11,298,915	4,366,081	2,998,655	2,949,587	10,314,323
1898	212,304	13,838,831	412,121	14,463,256	4,822,688	2,979,404	3,039,569	10,841,661
1899	154,151	12,683,332	530,667	13,368,150	5,610,972	3,179,751	3,118,939	9,909,662
1900	193,746	23,698,606	687,914	24,580,266	4,071,136	3,688,935	3,409,012	11,169,083
1901	877,880	38,355,930	1,133,873	40,367,683	3,113,306	4,224,948	3,382,098	10,720,352
1902	802,842	33,145,856	998,876	34,947,574	6,374,877	4,184,403	3,584,014	14,143,294
1903	597,130	29,546,605	921,126	31,064,861	3,904,793	3,760,266	4,135,125	11,800,184
1904	641,072	32,025,193	960,474	33,626,739	3,084,030	4,224,226	3,449,873	10,759,029
1905	991,874	28,764,461	2,175,994	31,932,329	2,524,495	4,593,564	3,996,259	11,114,318
1906	1,475,839	32,869,004	1,124,788	35,469,631	6,139,577	4,880,407	5,065,856	16,025,840
1907*	1,127,267	24,067,112	997,576	26,191,955	2,411,102	3,549,375	4,401,665	10,332,142
1908	1,560,842	35,219,840	2,396,451	39,177,133	3,502,590	4,817,904	5,546,874	13,867,368
1909	2,986,967	31,260,862	3,009,870	37,257,699	3,579,627	4,312,121	5,427,916	13,319,664
1910	3,820,574	33,488,464	2,777,979	40,087,017	5,136,215	4,627,051	5,899,896	15,663,162
1911	6,726,015	33,129,505	2,932,041	42,787,561	4,435,801	4,980,741	6,258,912	15,675,544
1912	5,555,599	33,259,580	2,509,337	41,324,516	5,132,047	5,378,664	6,193,967	16,704,678
1913	12,066,622	42,541,751	2,834,173	57,442,546	3,946,471	5,747,688	6,642,562	16,336,721
1914	16,027,128	39,491,127	3,520,799	59,039,054	7,008,888	6,852,069	6,762,663	20,623,560
1915	12,219,937	37,558,200	1,962,843	51,740,980	5,448,902	8,521,901	5,716,265	19,687,068
1916	12,425,248	51,425,708	2,738,905	66,589,861	6,731,794	8,867,139	6,779,944	22,377,977
1917	15,545,227	66,974,768	3,096,912	85,616,907	7,316,744	10,717,048	6,855,461	24,889,253
1918	13,964,195	54,072,417	5,723,890	73,760,502	6,746,036	16,122,442	9,733,673	32,602,151
1919	16,149,788	54,195,445	7,169,275	77,514,508	8,634,284	18,525,817	9,976,971	37,137,072

* 9 months ended March 31.

SESSIONAL PAPER No. 10b

1868 to 1919, showing in each case the Portions Sent to the United Kingdom, and Other Countries.

DUCE OF CANADA.

The Forest.				Animals and their Produce.				Fiscal Years.
United Kingdom.	United States.	Other Countries.	Totals.	United Kingdom.	United States.	Other Countries.	Totals.	
\$	\$	\$	\$	\$	\$	\$	\$	
9,354,244	7,842,526	1,545,855	18,742,625	2,724,017	3,794,673	374,477	6,893,167	1868
11,151,161	7,515,075	1,757,646	20,423,882	3,342,377	5,011,989	415,041	8,769,407	1869
10,600,994	8,925,122	2,007,184	21,533,300	4,345,179	7,326,764	466,218	12,138,161	1870
11,631,710	9,158,603	2,272,910	23,063,223	4,859,709	7,191,154	557,643	12,608,506	1871
12,776,984	9,215,103	2,467,490	24,459,877	6,087,792	6,103,684	515,491	12,706,967	1872
13,720,614	12,622,959	2,955,314	29,298,917	7,245,415	6,553,900	443,702	14,243,017	1873
14,928,878	9,719,946	2,588,955	27,237,779	8,559,764	5,706,366	413,039	14,679,169	1874
16,303,818	6,402,847	2,363,745	25,070,410	7,026,730	5,085,172	588,605	12,700,507	1875
14,029,090	4,793,065	1,511,075	20,333,230	7,887,627	4,896,786	830,156	13,614,569	1876
16,737,468	4,522,598	1,759,173	23,010,249	9,013,441	4,592,707	614,169	14,220,617	1877
13,271,372	4,481,053	1,759,150	19,511,575	9,060,279	4,483,106	476,472	14,019,857	1878
7,328,313	4,231,484	1,701,662	13,261,459	9,120,141	4,553,262	427,201	14,100,604	1879
8,673,336	6,532,418	1,648,753	16,854,507	11,104,223	6,016,988	486,366	17,607,577	1880
14,758,890	8,349,844	1,851,278	24,960,012	15,327,964	5,546,944	485,311	21,360,219	1881
11,349,866	10,192,933	2,448,256	23,991,055	13,365,309	6,592,068	497,292	20,454,759	1882
13,027,337	9,916,040	2,427,349	25,370,726	13,158,194	6,567,588	558,561	20,284,343	1883
13,742,663	9,883,749	2,184,745	25,811,157	16,054,004	6,367,702	524,402	22,946,108	1884
9,577,581	9,355,736	2,056,391	20,989,708	17,979,895	6,789,562	567,647	25,337,104	1885
10,899,727	8,545,406	1,589,478	21,034,611	14,814,672	6,742,789	507,972	22,065,433	1886
9,445,491	9,353,506	1,685,749	20,484,746	16,315,474	7,291,369	640,094	24,246,937	1887
8,932,177	10,622,338	1,748,299	21,304,814	16,571,072	7,595,743	552,432	23,719,297	1888
10,197,529	11,043,023	1,802,455	23,043,007	16,227,060	7,137,006	530,641	23,894,707	1889
14,098,865	10,247,640	1,832,631	26,179,136	18,578,722	5,966,474	561,799	25,106,995	1890
11,146,282	11,763,038	1,372,675	24,282,015	20,981,143	4,316,979	639,619	25,967,741	1891
9,453,768	11,472,366	1,355,670	22,281,744	24,068,081	3,935,924	590,845	28,594,850	1892
10,821,082	13,859,960	1,678,860	26,359,910	27,052,050	3,951,850	732,599	31,736,499	1893
11,475,692	13,308,136	1,571,566	26,355,448	28,986,095	2,311,104	584,774	31,881,973	1894
9,975,833	12,482,969	1,432,364	23,891,166	30,022,479	3,713,148	652,145	34,387,770	1895
12,186,806	13,528,047	1,460,833	27,175,686	32,523,071	3,341,275	643,296	36,507,641	1896
14,059,585	15,435,759	1,763,385	31,258,729	33,600,891	5,081,811	562,550	39,245,252	1897
15,638,549	9,336,252	1,536,738	26,511,539	39,737,089	4,192,943	371,438	44,301,470	1898
15,777,996	9,921,704	2,321,829	28,021,529	41,604,999	4,628,533	509,598	46,743,130	1899
15,058,036	12,805,139	1,800,493	29,663,668	49,881,630	5,326,750	940,427	56,148,807	1900
15,662,749	12,190,617	2,156,491	30,009,857	49,186,025	5,331,657	977,629	55,495,311	1901
14,154,167	15,517,528	2,447,434	32,119,429	52,687,998	5,139,262	1,333,949	59,161,209	1902
16,742,435	16,977,232	2,666,348	36,386,015	62,998,927	5,319,198	1,499,417	69,817,542	1903
14,962,927	15,009,838	3,119,157	33,091,922	57,920,010	4,217,653	1,674,454	63,812,117	1904
12,214,007	17,837,049	3,184,627	33,235,683	56,097,451	5,906,259	1,333,748	63,337,458	1905
12,498,738	23,085,040	3,240,392	38,824,170	57,758,417	7,259,329	1,438,214	66,455,960	1906
11,783,564	18,397,753	3,294,781	33,476,098	48,313,070	6,035,029	1,074,400	55,422,499	1907
11,843,091	27,470,754	4,856,622	44,170,470	46,335,833	7,729,137	1,036,296	55,101,260	1908
9,845,422	26,421,373	3,400,592	39,667,387	42,917,405	7,364,546	987,695	51,349,646	1909
11,033,074	31,835,326	4,648,633	47,517,033	41,860,777	10,629,614	1,436,124	53,926,515	1910
11,965,131	28,785,427	4,688,499	45,439,057	40,636,575	10,063,544	1,544,055	52,244,174	1911
10,950,840	25,483,532	4,458,302	40,892,674	36,923,024	9,864,524	1,423,106	48,210,654	1912
10,103,469	29,351,880	3,199,711	43,255,060	30,335,784	12,866,948	1,581,861	44,784,593	1913
10,647,123	29,304,546	2,840,468	42,792,137	26,733,114	24,728,798	1,885,207	63,349,119	1914
9,914,548	31,030,873	1,705,262	42,650,683	38,222,698	34,186,056	1,981,989	74,390,743	1915
14,147,250	34,619,722	2,504,428	51,271,400	67,821,789	29,051,195	6,009,292	102,882,276	1916
14,860,590	36,902,651	4,143,968	55,907,209	93,299,158	28,575,365	5,920,945	127,795,468	1917
4,522,523	44,726,350	2,650,831	51,899,704	112,196,873	48,078,407	12,467,801	172,743,081	1918
9,216,158	57,502,759	3,832,984	70,551,901	116,845,176	69,431,565	12,321,696	198,598,434	1919

10 GEORGE V, A. 1920

No. 7—Exports of Canadian Produce, by Classes, during each Fiscal Year, the United States and

EXPORTS, THE PRO-

Fiscal Years.	Agricultural Products.				Manufactures.			
	United Kingdom.	United States.	Other Countries.	Totals.	United Kingdom.	United States.	Other Countries.	Totals.
	£	£	£	£	£	£	£	£
1868	4,056,340	8,136,017	678,698	12,871,055	1,107,408	682,851	310,152	2,100,411
1869	3,620,584	7,912,017	650,101	12,182,702	1,385,965	720,774	305,820	2,412,559
1870	5,377,970	7,600,330	698,319	13,676,619	1,009,044	1,086,033	465,243	2,560,370
1871	3,222,931	6,022,432	608,561	9,853,924	942,127	1,091,801	398,822	2,432,750
1872	4,440,441	8,014,160	924,290	13,378,891	799,413	1,439,062	478,024	2,716,499
1873	7,455,272	6,446,374	1,093,694	14,995,340	1,428,748	1,541,698	639,457	3,609,903
1874	9,804,375	8,743,669	1,012,098	19,560,142	1,307,944	1,134,345	444,366	2,946,655
1875	8,432,963	8,012,813	812,582	17,258,358	1,571,556	986,604	470,352	3,028,512
1876	8,394,103	11,744,615	1,000,947	21,139,665	2,965,249	1,047,211	1,135,741	5,148,201
1877	5,752,550	8,038,250	898,576	14,689,376	2,098,817	988,433	1,018,172	4,105,422
1878	10,087,329	6,977,038	914,387	18,008,754	2,224,373	983,027	920,355	4,127,755
1879	10,048,632	8,591,143	988,689	19,628,464	1,107,385	881,685	711,211	2,700,281
1880	12,641,961	8,086,795	1,565,572	22,294,328	1,386,746	1,283,342	572,529	3,242,617
1881	9,490,890	10,631,374	1,146,063	21,268,327	1,211,915	1,310,557	552,623	3,075,095
1882	11,244,152	18,189,118	1,602,442	31,035,712	1,398,147	1,339,644	591,837	3,329,598
1883	9,474,740	11,989,280	1,354,499	22,818,519	1,211,189	1,603,274	688,757	3,503,220
1884	3,990,127	7,503,111	904,605	12,397,843	1,443,630	1,265,652	868,253	3,577,535
1885	5,502,763	8,392,311	623,189	14,518,293	1,335,706	1,135,741	710,054	3,181,501
1886	7,729,264	8,752,944	1,170,521	17,652,779	1,626,861	1,207,356	589,920	3,424,137
1887	9,438,408	7,966,248	1,421,579	18,826,235	1,270,162	1,289,052	529,758	3,079,972
1888	4,292,640	10,306,278	837,442	15,436,360	1,762,894	1,632,025	766,363	4,161,282
1889	3,674,055	9,125,707	614,349	13,414,111	1,679,359	1,822,948	932,642	4,434,949
1890	3,661,826	7,519,253	726,951	11,908,030	1,816,147	2,667,282	1,257,755	5,741,184
1891	5,254,028	7,291,246	1,121,584	13,666,858	2,252,295	3,006,423	1,037,531	6,296,249
1892	15,119,780	4,573,779	2,419,725	22,113,284	2,617,472	3,006,708	1,416,808	7,040,988
1893	15,443,211	4,132,165	2,474,174	22,049,490	2,454,000	3,563,827	1,676,123	7,693,950
1894	12,431,275	2,784,520	2,461,854	17,677,649	3,120,614	2,448,607	2,123,554	7,692,735
1895	10,414,380	3,710,022	1,594,726	15,719,128	2,914,280	3,030,449	1,794,146	7,708,875
1896	9,551,316	3,232,793	1,299,252	14,083,361	3,799,266	3,531,239	2,034,879	9,365,384
1897	13,507,342	2,419,814	2,055,490	17,982,646	3,617,128	3,213,677	2,691,209	9,522,014
1898	27,747,140	1,133,293	4,182,852	33,063,285	4,900,806	2,829,510	2,918,000	10,678,316
1899	18,447,513	1,149,686	3,355,686	22,952,915	5,474,562	3,150,711	3,081,434	11,706,707
1900	21,674,965	2,011,410	3,800,534	27,516,609	5,625,073	4,857,413	3,741,801	14,224,287
1901	17,337,633	2,907,969	4,535,884	24,781,486	6,652,336	4,963,247	4,396,625	16,012,208
1902	27,973,503	2,555,216	6,623,969	37,152,688	7,322,602	6,024,373	5,115,995	18,462,970
1903	31,206,693	3,882,282	6,535,346	44,624,321	6,728,298	8,236,129	5,660,540	20,624,967
1904	27,266,656	3,863,021	6,009,198	37,138,875	6,231,094	7,416,498	6,216,457	19,864,049
1905	18,884,067	5,034,649	6,075,443	29,994,150	6,378,419	8,280,812	6,532,072	21,191,333
1906	42,305,018	5,779,964	5,977,325	54,062,337	7,233,232	9,652,328	7,675,552	24,561,112
1907*	29,940,454	2,147,081	3,769,081	35,856,616	5,036,956	7,924,107	6,126,925	19,087,988
1908	55,453,583	3,123,689	7,492,667	66,069,939	7,472,357	12,427,258	8,607,509	28,507,124
1909	58,933,165	4,120,244	8,943,798	71,997,207	8,024,308	11,828,241	9,104,501	28,957,050
1910	71,004,416	8,204,250	11,225,081	90,433,747	6,610,756	15,350,280	9,533,880	31,494,916
1911	61,393,720	10,385,705	10,821,859	82,601,284	6,973,820	16,524,005	11,785,293	35,283,118
1912	81,784,731	11,685,611	13,673,033	107,143,375	6,852,710	16,312,751	12,670,823	35,836,284
1913	106,537,156	27,215,879	16,392,626	150,145,661	7,158,746	21,321,458	15,212,504	43,692,708
1914	146,230,104	32,506,548	19,483,377	198,220,029	8,583,540	30,391,761	18,468,148	57,443,452
1915	95,834,460	19,405,251	19,506,339	134,746,050	21,818,859	42,164,753	18,526,389	85,539,501
1916	196,077,876	18,620,236	31,963,082	249,661,194	148,477,303	58,202,141	35,355,554	242,031,998
1917	266,210,322	45,138,610	62,064,769	373,413,701	339,013,448	91,990,586	46,395,642	477,399,676
1918	403,456,560	101,877,411	62,379,613	567,713,584	300,715,681	151,833,178	184,053,657	636,602,516
1919	167,688,507	33,816,958	69,604,745	271,110,210	218,242,669	221,027,750	116,158,711	555,429,130

*9 months ended March 31.

SESSIONAL PAPER No. 10b

1868 to 1919, showing in each case the Portions Sent to the United Kingdom, Other Countries—Continued.

DUCE OF CANADA—Continued.

Miscellaneous.				Total Merchandise the Produce of Canada.				Fiscal Years.
United Kingdom.	United States.	Other Countries.	Totals.	United Kingdom.	United States.	Other Countries.	Totals.	
\$	\$	\$	\$	\$	\$	\$	\$	
15,791	271,007	15,482	302,280	17,905,808	22,387,846	5,249,523	45,543,177	1868
14,480	298,186	37,893	350,559	20,486,389	23,640,188	5,196,727	49,323,304	1869
16,437	335,000	20,215	371,652	22,512,991	27,398,930	6,169,271	56,081,192	1870
22,600	342,323	22,631	387,554	21,733,556	26,715,690	6,732,110	55,181,356	1871
73,807	391,691	50,487	515,985	25,223,785	29,984,140	7,735,802	62,944,027	1872
55,053	383,391	26,848	465,292	31,402,234	33,421,725	8,421,647	73,245,606	1873
35,547	358,666	25,587	419,800	35,769,190	30,380,556	7,777,092	73,926,748	1874
54,183	337,426	17,572	409,181	34,199,134	25,683,818	7,607,941	67,490,893	1875
52,946	326,242	14,180	393,368	34,379,005	27,451,159	8,031,694	69,861,849	1876
19,764	287,326	13,726	320,816	35,491,671	22,160,666	8,212,543	65,864,880	1877
31,844	367,133	2,894	401,871	35,861,110	22,131,343	7,747,681	65,740,134	1878
28,802	356,811	1,386	386,999	29,393,424	23,149,909	7,546,245	60,089,578	1879
30,653	608,668	834	610,155	35,208,031	26,762,705	8,125,455	70,096,191	1880
31,106	588,276	2,800	622,182	42,637,219	31,015,109	7,269,051	80,921,379	1881
17,811	514,680	3,444	535,935	39,816,813	41,687,638	8,538,260	90,042,711	1882
19,741	502,050	7,104	528,895	39,538,067	36,096,501	8,651,139	84,285,707	1883
38,958	507,691	14,041	560,690	37,410,870	31,631,622	8,089,587	77,132,079	1884
54,684	485,964	16,726	557,374	36,479,051	32,618,593	7,085,874	76,183,518	1885
47,136	551,503	5,372	604,011	36,694,263	31,503,292	6,777,951	74,975,506	1886
62,884	569,918	11,559	644,361	38,714,331	32,273,033	6,976,656	77,964,020	1887
66,340	701,616	5,921	713,877	33,648,284	37,323,161	7,326,305	78,297,750	1888
53,995	727,273	2,384	783,652	33,504,281	36,449,288	7,248,235	77,201,804	1889
5,352	76,773	381	82,506	41,499,144	33,29,297	7,545,158	82,335,514	1890
360	43,144	1,833	45,337	43,243,784	34,829,436	7,684,524	85,757,744	1891
50	70,921	847	71,518	54,949,055	31,317,857	9,417,341	95,684,253	1892
47,618	45,876	198	93,692	58,409,606	33,813,802	9,783,082	102,006,490	1893
20,052	54,308	967	75,327	60,878,056	29,297,598	10,411,199	100,586,853	1894
14,191	70,617	1,130	85,938	57,903,561	32,303,773	9,321,014	99,528,351	1895
19,968	87,589	1,708	109,265	62,717,941	34,460,428	9,200,383	106,378,752	1896
28,056	33,760	1,715	63,531	69,533,852	39,717,057	10,434,501	119,685,410	1897
6,443	51,562	3,400	61,405	93,065,019	34,361,795	12,494,118	139,920,932	1898
43,458	53,238	2,473	99,169	85,113,681	34,766,955	12,920,626	132,801,262	1899
58,289	117,024	32,755	208,070	96,562,875	52,534,977	14,412,938	163,510,790	1900
27,596	9,305	7,588	44,489	92,857,525	67,983,673	16,590,188	177,431,386	1901
31,056	1,146	397	32,599	109,347,345	66,567,784	20,104,634	196,019,763	1902
21,704	44,655	17,425	83,784	125,199,980	67,796,367	21,435,327	214,401,674	1903
14,203	100,456	7,049	121,708	110,120,892	66,856,885	21,436,662	198,414,439	1904
24,554	9,950	15,171	49,675	97,114,867	70,426,765	23,313,314	190,854,946	1905
45,614	20,234	19,058	84,906	127,456,465	83,546,306	24,481,185	235,483,956	1906
78,773	59,982	9,253	148,008	98,691,186	62,180,439	19,673,681	180,545,306	1907*
25,825	26,289	15,500	67,674	126,194,124	90,814,871	29,951,973	246,960,468	1908
17,830	27,419	9,682	54,931	126,384,724	85,334,806	30,884,054	242,603,584	1909
17,133	64,690	43,338	125,161	139,482,945	104,199,675	35,564,931	279,247,551	1910
25,772	246,896	13,147	285,815	132,156,924	104,115,823	38,043,806	274,316,553	1911
41,462	56,560	13,654	111,676	147,240,413	102,041,222	40,942,222	290,223,857	1912
13,655	80,349	3,307	97,311	170,161,903	139,725,953	45,866,744	355,754,600	1913
22,072	98,033	983	121,088	215,253,969	163,372,825	52,961,645	431,588,439	1914
179,650	453,173	30,979	663,802	186,668,554	173,320,216	49,430,066	409,418,836	1915
6,171,139	320,347	301,446	6,792,932	451,852,399	201,106,488	88,651,751	741,610,638	1916
5,902,048	317,302	134,204	6,353,554	742,147,537	280,616,330	128,611,901	1,151,375,768	1917
3,878,201	523,082	304,967	4,706,250	815,480,069	417,233,287	277,314,432	1,540,027,788	1918
3,974,395	372,876	1,755,277	6,102,548	540,750,977	454,873,170	220,819,659	1,216,443,806	1919

10 GEORGE V, A. 1920

No. 7—EXPORTS of Canadian Produce, by Classes, during each Fiscal Year, by the United States and Other EXPORTS, THE PRO-

Fiscal Years.	Estimated Short Reported.				Coin and	
	United Kingdom.	United States.	Other Countries.	Totals.	United Kingdom.	United States.
	\$	\$	\$	\$	\$	\$
1868		2,961,722		2,961,722	889,032	3,975,189
1869		3,077,468		3,077,468	12,486	4,205,722
1870		2,962,398		2,962,398	1,134,784	6,867,494
1871		2,448,668		2,448,668	2,576,738	4,113,612
1872		2,887,056		2,887,056	5,355	3,888,765
1873		3,292,419		3,292,419		3,710,957
1874		2,815,249		2,815,249	67,652	1,928,183
1875		2,218,930		2,218,930		1,039,837
1876		2,629,588		2,629,588	38,017	1,202,020
1877		2,165,666		2,165,666		
1878		2,249,666		2,249,666		
1879		2,341,447		2,341,447		
1880		2,803,506		2,803,506		
1881		3,023,322		3,023,322		
1882		4,094,946		4,094,946		
1883		3,416,724		3,416,724		
1884		2,701,019		2,701,019		
1885		2,948,217		2,948,217		
1886		2,781,198		2,781,198		
1887		2,996,889		2,996,889		
1888		3,084,322		3,084,322		
1889		3,070,652		3,070,652		
1890		2,922,072		2,922,072		
1891		2,913,994		2,913,994		129,328
1892		3,348,213		3,348,213		306,447
1893		3,482,308		3,482,308		309,459
1894		3,264,911		3,264,911		310,006
1895		3,300,090		3,300,090		256,571
1896		3,329,053		3,329,053	1,000	206,447
1897		3,947,130		3,947,130		327,298
1898		4,627,730		4,627,730		1,045,723
1899		4,559,530		4,559,530	874	1,100,371
1900		5,461,511		5,461,511		1,670,068
1901						
1902						
1903						
1904						
1905						
1906						
1907*						
1908						
1909					2	
1910						
1911						
1912						
1913						
1914					54	1,015
1915					45	582
1916						115
1917					18	152
1918						513
1919						

* 9 months ended March 31. † Includes exports Manitoba for only three months ended June 30 1871.

SESSIONAL PAPER No. 106

1868 to 1919, showing in each case the Portions Sent to the United Kingdom, Countries—*Concluded.*

DUCE OF CANADA—*Concluded.*

Bullion.		Grand Total Exports—The Produce of Canada.				Fiscal Years.
Other Countries.	Totals.	United Kingdom.	United States.	Other Countries.	Totals.	
§	§	§	§	§	§	
1,947	4,866,168	18,794,840	29,324,757	5,251,470	53,371,067	1868
	4,218,208	20,498,875	30,924,378	5,196,727	56,618,980	1869
	8,002,278	23,647,775	37,228,822	6,169,271	67,045,868	1870
	6,690,350	24,310,294	433,277,970	16,732,110	164,320,374	1871
616,278	4,010,398	25,229,140	36,260,261	8,352,080	69,841,481	1872
105,030	3,845,987	31,402,234	40,455,101	8,526,677	80,384,012	1873
	1,995,835	35,836,842	35,123,988	7,777,902	78,737,832	1874
	1,039,837	34,139,134	28,942,585	7,607,941	70,749,660	1875
	1,240,037	34,417,022	31,282,758	8,031,694	73,731,474	1876
		35,491,671	24,326,332	8,212,543	68,030,546	1877
		35,861,110	24,381,009	7,747,681	67,989,800	1878
		29,393,424	25,491,356	7,546,245	62,431,025	1879
		35,208,031	29,566,211	8,125,455	72,899,697	1880
		42,637,219	34,038,431	7,269,051	83,944,701	1881
		39,816,813	45,782,584	8,538,260	94,137,657	1882
		39,538,067	39,513,225	8,651,139	87,702,431	1883
		37,410,870	34,332,641	8,089,587	79,833,098	1884
		36,479,051	35,566,810	7,085,874	79,131,735	1885
		36,694,263	34,284,490	6,777,951	77,756,704	1886
		38,714,331	35,269,922	6,976,656	80,960,909	1887
		33,648,284	40,407,483	7,326,305	81,382,072	1888
		33,504,281	39,519,940	7,248,235	80,272,456	1889
		41,499,149	36,213,279	7,545,158	85,257,586	1890
	129,328	43,243,784	37,872,758	7,684,524	88,801,066	1891
	306,447	54,949,055	34,972,517	9,417,341	99,338,913	1892
	309,459	58,409,606	37,605,569	9,783,082	105,798,257	1893
	310,006	60,878,056	32,872,515	10,411,199	104,161,779	1894
	256,571	57,903,564	35,860,434	9,321,014	103,085,012	1895
85	207,532	62,718,941	37,995,928	9,200,468	109,915,337	1896
	327,298	69,533,852	43,991,485	10,434,501	123,959,838	1897
	1,045,723	93,065,019	40,035,248	12,494,118	145,594,385	1898
	1,101,245	85,114,555	40,426,856	12,920,626	138,462,037	1899
	1,670,068	96,562,875	59,666,556	14,412,938	170,642,369	1900
		92,857,525	67,983,673	16,590,188	177,431,386	1901
		109,347,345	66,567,784	20,104,634	196,019,763	1902
		125,199,980	67,766,367	21,435,327	214,401,674	1903
		110,120,892	66,856,885	21,436,662	198,414,439	1904
		97,114,867	70,426,765	23,313,314	190,854,946	1905
		127,456,465	83,546,306	24,481,185	235,483,956	1906
		98,691,186	62,180,439	19,673,681	180,545,306	1907*
		126,194,124	90,814,871	29,951,973	246,960,968	1908
	2	126,384,726	85,334,806	30,884,054	242,603,586	1909
		139,482,945	104,199,675	35,564,931	279,247,551	1910
		132,156,924	104,115,823	38,043,806	274,316,553	1911
		147,240,413	102,041,222	40,942,222	290,223,857	1912
		170,161,903	139,725,953	45,866,744	355,754,600	1913
150	1,219	215,254,023	163,373,840	62,961,795	431,589,658	1914
40	667	186,668,599	173,320,798	49,430,106	409,419,503	1915
200	315	451,852,399	201,106,603	88,651,951	741,610,953	1916
85,917	86,087	742,147,555	280,616,482	128,697,818	1,151,461,855	1917
289,768	290,281	845,480,069	417,233,800	277,604,200	1,540,318,069	1918
						1919

No. 8—Trade of Canada by Customs Ports during the Fiscal Years ended
March 31, 1918 and 1919.

Ports.	1918.			1919		
	Total Exports.	Imports for Consumption.	Duty Collected.	Total Exports.	Imports for Consumption.	Duty Collected.
Ontario.	\$	\$	\$ cts	\$	\$	\$ cts.
Amherstburg.....	253,537	817,386	184,529 67	200,433	1,163,977	259,719 68
Belleville.....		1,632,492	236,986 50	3,474	2,688,167	278,097 91
Bowmanville.....		1,631,190	242,830 79		1,063,424	148,536 99
Brantford.....		9,094,609	964,208 52		7,393,779	946,627 74
Bridgeburg.....	55,412,661	3,959,323	786,369 32	73,643,114	3,620,712	717,816 46
Brockville.....	170,958	1,118,431	232,594 03	295,688	1,195,149	267,656 22
Chatham.....	44,222	5,010,756	1,173,187 25	113,993	5,231,474	1,141,139 78
Colourg.....	866,242	2,578,049	534,061 93	1,302,303	3,365,229	502,053 78
Collingwood.....		1,908,661	162,817 13		1,852,734	184,579 38
Cornwall.....	15,489,680	3,346,942	399,090 74	20,590,846	3,005,390	329,633 93
Deseronto.....		912,233	14,049 17		410,923	22,194 99
Fort Frances.....	31,371,107	1,179,500	316,920 16	10,259,262	1,045,661	279,859 87
Fort William.....	139,891,836	15,637,332	1,670,737 29	5,045,872	10,559,360	1,187,820 91
Galt.....		4,270,181	519,686 66		4,007,366	514,947 77
Gananoque.....	40,241	616,983	87,161 33	31,113	799,438	100,360 94
Goderich.....		1,188,893	154,625 16		1,349,865	177,377 09
Guelph.....		3,523,359	496,378 01		3,302,486	443,185 80
Hamilton.....	156,547	52,215,855	6,691,982 20	2,408,660	44,823,269	6,962,882 60
Ingersoll.....	151,711	2,274,983	398,262 67	275,440	2,573,741	467,775 50
Kenora.....	47,893	250,615	163,401 60	60,433	48,486	12,794 91
Kingston.....	191,822	4,518,591	519,609 16	145,702	3,432,395	428,514 80
Kitchener.....		7,692,569	1,177,341 31		6,588,366	1,078,671 92
Lindsay.....		608,538	123,640 11		442,945	69,181 03
London.....		9,346,090	1,628,858 20		9,383,258	1,622,914 28
Midland.....	277,789	1,393,175	161,609 59	18,001	2,339,762	173,576 03
Morrisburg.....	18,965	126,910	11,256 41	12,836	115,945	5,797 08
Napanee.....		1,292,052	222,882 56		235,243	38,312 60
Niagara Falls.....	49,229,424	6,971,842	1,338,134 86	71,041,416	7,312,934	1,230,342 65
North Bay.....		3,111,142	610,158 50		2,445,211	449,617 91
Orrilla.....		3,302,004	270,379 98		1,701,428	219,678 84
Oshawa.....		10,669,327	3,590,569 94		8,238,752	2,787,312 20
Ottawa.....	94,693	21,166,408	2,071,454 95	66,078	12,298,227	2,083,414 97
Owen Sound.....		651,698	91,503 28		636,875	85,350 60
Paris.....		1,493,854	176,559 53		1,286,908	151,080 21
Parry Sound.....	208,189	6,351,529	482,647 17	233,887	6,034,047	821,247 75
Peterborough.....		5,846,041	815,132 43		9,297,682	1,438,028 19
Pictou.....		619,360	112,235 41		188,363	18,062 67
Port Arthur.....	66,945,411	6,886,923	863,677 57	6,393,912	5,336,810	607,822 24
Port Hope.....		334,038	46,195 91		269,181	34,679 42
Port McNicholl.....	95,294	74,418	1,803 24	71,540	63,175	1,033 47
Prescott.....	18,932,084	4,175,773	562,793 40	21,331,602	3,067,158	462,561 78
St. Catharines.....	343,319	9,908,687	1,436,134 81	226,718	8,142,278	1,245,144 03
St. Thomas.....	13,999	2,725,053	504,910 80	16,834	3,190,010	596,800 44
Sarnia.....	25,482,208	15,324,031	1,804,096 92	28,626,686	18,075,421	2,204,966 82
Sault Ste. Marie.....	16,762,582	9,789,661	1,693,671 84	14,600,195	12,284,543	1,777,489 71
Simcoe.....	46,091	1,703,507	273,801 92	36,392	1,466,744	163,569 87
Stratford.....		3,167,433	509,910 71		2,828,449	429,466 47
Sudbury.....		3,030,432	371,733 4		2,789,184	399,381 40
Tillsonburg.....		340,692	68,128 15		342,757	58,838 97
Toronto.....	394,724	214,844,773	32,953,828 58	527,541	188,123,488	32,956,819 93
Trenton.....		7,951,883	55,408 33		8,872,943	68,434 76
Wallaceburg.....	5,280	4,969,457	1,213,214 62	9,284	4,562,008	1,101,582 20
Welland.....	8,171	16,077,772	1,422,811 52		14,007,558	1,381,365 11
Wentby.....		305,176	26,498 21		196,039	11,987 14
Windor.....	32,590,069	27,816,379	7,216,984 72	40,771,223	24,095,777	5,955,645 26
Woodstock.....		1,500,046	195,110 26		1,808,193	202,194 81
Total.....	455,536,749	529,153,767	79,969,478 45	298,270,478	470,650,679	77,334,332 91

SESSIONAL PAPER No. 10b

No. 8—Trade of Canada by Customs Ports.—Continued.

Ports.	1918.			1919		
	Total Exports.	Imports for Consumption.	Duty Collected.	Total Exports.	Imports for Consumption.	Duty Collected.
<i>Quebec.</i>	\$	\$	\$ cts.	\$	\$	\$ cts.
Abercorn.....	19,977,782	78,843	15,318 03	14,507,765	78,816	18,329 57
Athelstan.....	17,783,827	2,018,952	268,487 38	23,991,106	2,415,930	362,364 32
Beebe Junction.....	7,168,993	1,671,827	288,240 53	10,335,076	2,337,446	313,742 22
Coaticook.....	75,515,706	369,047	36,666 48	80,570,834	347,301	39,451 61
Cookshire.....	496,666	83,487	11,888 71	432,076	44,331	5,875 68
Gaspé.....	381,448	73,980	3,485 15	696,186	40,432	4,894 83
Highwater.....	83,096	12,498	2,638 00	91,387	9,511	1,639 83
Hull.....	3,506,362	509,938 36	1,920,035	245,164 87
Lake Megantic.....	240,832	34,700	2,835 49	339,083	39,392	6,621 40
Mansonville.....	82,409	9,668	932 85	58,280	9,834	1,169 02
Montreal.....	524,365,343	197,162,520	36,459,792 50	396,976,269	186,135,834	36,662,151 06
Paspebiac.....	166,087	65,582	2,860 28	601,782	38,138	2,290 03
Percé.....	23,858	187,321	28,844 70	248,724	54,461 63
Quebec.....	13,331,114	15,571,742	2,424,435 62	9,650,803	19,360,110	2,444,669 52
Rimouski.....	87,950	108,385	25,305 18	56,650	66,308	7,033 85
Saint Armand.....	6,528,024	194,382	18,790 60	6,316,169	209,073	19,735 77
Saint Hyacinthe.....	2,759,454	241,898 17	5,831,129	395,092 05
Saint Johns.....	39,932,734	6,272,212	614,889 98	66,039,766	8,131,204	660,829 26
Shawinigan Falls.....	6,047,361	562,478 40
Sherbrooke.....	49,961	5,518,111	838,066 03	512,043	5,910,897	833,737 76
Sorel.....	198,674	910,881	82,688 40	73,360	753,606	67,029 39
Three Rivers.....	405,146	7,311,527	862,046 07	388,254	4,265,633	417,685 24
Valleyfield.....	2,264,633	240,344 19	4,317,999	454,972 85
Total.....	706,819,650	246,187,514	42,980,392 76	611,636,889	248,559,052	43,581,440 16
<i>Nova Scotia.</i>						
Amherst.....	42,599	748,450	123,748 59	80,063	663,444	132,132 87
Annapolis.....	33,886	30,174	4,928 64	318,859	28,952	3,461 92
Antigonish.....	16,440	3,799 00	20,430	3,373 20
Arichat.....	14,728	8,211	635 76	30,646	11,960	2,997 87
Baddeck.....	116,473	17,262	2,670 64	608	24,114	2,146 46
Barcington Passage.....	82,760	33,248	4,599 24	226,932	10,109	549 09
Bridgewater.....	276,153	159,631	39,425 87	318,165	143,733	38,279 16
Canso.....	210,278	55,627	8,541 89	213,991	60,420	6,794 88
Digby.....	202,654	57,547	4,302 88	384,133	87,298	9,183 07
Glace Bay.....	160	172,111	70,242 51	247,963	92,771 21
Halifax.....	71,428,208	13,111,537	2,230,646 38	41,697,142	15,071,153	2,415,176 12
Kentville.....	55,674	153,824	26,124 84	100,065	180,612	30,063 96
Liverpool.....	85,422	62,650	8,582 42	225,056	198,757	9,547 79
Lockeport.....	23,899	9,980	864 02	27,923	14,250	1,291 02
Lunenburg.....	1,119,477	237,240	13,866 13	854,380	249,599	16,516 43
Middleton.....	15,744	1,905 87	12,975	1,181 67
New Glasgow.....	2,462,298	550,497 23	831,851	125,660 18
North Sydney.....	4,334,498	1,449,734	117,325 91	5,465,645	1,567,494	125,091 39
Parrsboro'.....	369,810	10,564	1,326 33	388,659	29,166	3,223 54
Pictou.....	6,869,496	347,429	34,053 43	1,723,054	190,464	17,529 61
Port Hawkesbury.....	41,039	4,654 88	26,704	4,803 13
Port Hood.....	2,313	29,076	5,383 63	23,790	6,297 49
Shelburne.....	163,694	17,561	1,864 52	497,048	27,015	5,376 56
Sydney.....	11,655,053	4,525,103	761,541 62	6,580,462	4,817,683	754,773 40
Truro.....	41,716	923,483	167,542 03	14,059	779,495	136,083 89
Weymouth.....	129,634	35,369	4,754 60	168,615	39,352	3,782 56
Windsor.....	314,333	499,355	29,252 83	83,691	491,336	27,603 94
Yarmouth.....	4,912,848	1,613,825	154,910 95	2,202,553	2,013,099	181,588 16
Total.....	102,476,616	26,844,512	4,378,192 64	61,601,749	27,863,220	4,157,240 67

10 GEORGE ST., A. 1920

No. 8—Trade of Canada by Customs Ports—Continued.

Ports.	1918.			1919.		
	Total Exports.	Imports for Consumption.	Duty Collected.	Total Exports.	Imports for Consumption.	Duty Collected.
<i>New Brunswick.</i>	\$	\$	\$ cts.	\$	\$	\$ cts.
Bathurst	12,365	369,625	49,130 46	9,776	271,076	40,315 35
Campbellton		61,778	13,486 55	415,873	70,716	12,647 53
Chatham	362,418	156,425	18,824 61	114,750	167,326	20,486 44
Dalhousie		19,458	5,951 40		11,789	1,613 86
Fredericton		1,207,020	162,299 92		1,353,395	150,296 45
McAdam Junction	13,956,385	105,657	27,408 99	18,725,293	78,938	16,512 43
Moncton		1,467,924	279,007 05	104,766	1,789,564	435,063 25
Newcastle	96,161	55,378	10,788 14		81,513	9,125 04
Sackville		110,693	13,908 86		145,308	27,924 48
St. Andrews	322,110	426,093	42,154 02	650,545	389,465	42,081 35
St. John	200,783,647	16,783,415	3,323,857 05	149,986,167	15,791,446	3,279,492 98
St. Stephen	625,601	1,595,416	171,241 67	827 329	1,560,066	158,269 98
Woodstock	1,933,952	1,077,593	176,039 71	2,455,117	706,575	148,293 52
Total	218,086,639	23,439,475	4,294,106 43	173,289,616	22,327,177	4,342,127 66
<i>British Columbia.</i>						
Abbotsford	2,948,060	235,691	42,251 60	5,391,071	280,484	59,385 46
Cranbrook	1,215,137	441,135	59,027 76	2,654,048	302,643	33,269 30
Fernie	839,801	211,372	65,135 04	1,526,136	195,316	47,171 96
Grand Forks	2,140,316	262,129	41,534 87	1,555,066	159,771	25,899 51
Greenwood	227,857	405,125	44,582 70	111,577	210,119	15,663 66
Nanaimo	5,365,056	2,024,035	480,672 48	8,231,523	1,898,014	298,737 12
Nelson	89,097	350,291	103,162 11	140,561	314,058	87,014 35
New Westminster	8,308,854	1,259,087	302,288 54	11,772,656	1,269,592	228,533 46
Pentiction				89,950	209,675	56,846 69
Prince Rupert	4,242,740	1,906,906	175,340 45	3,400,814	2,164,727	278,128 73
Revelstoke		267,687	91,188 53		216,709	51,601 88
Rosland	138,476	1,246,863	84,710 15	71,566	697,356	64,244 18
Vancouver	28,488,674	40,762,514	7,566,178 95	37,373,971	46,736,197	8,740,719 33
Victoria	4,610,839	6,665,960	1,170,564 36	4,929,327	9,046,030	1,496,440 09
Total	58,614,907	56,039,799	10,226,637 54	77,247,666	63,694,691	11,476,645 72
<i>Manitoba.</i>						
Brandon	881,555	1,788,309	398,754 65	166,486	2,244,422	309,202 48
Emerson	19,115,994	886,177	65,788 80	21,669,141	1,865,839	186,314 67
Gretna	2,524,263	212,775	23,646 29	993,503	341,029	25,877 53
Portage la Prairie		906,192	123,801 37		1,527,287	115,609 09
Winnipeg	393,726	42,946,204	11,062,430 47	77,638	42,799,302	10,027,823 78
Total	22,915,538	46,739,657	11,674,421 58	22,906,768	48,777,879	10,661,827 55
<i>Prince Edward Island.</i>						
Charlottetown	279,002	607,875	110,871 83	369,723	800,168	112,280 55
Summerside	28,114	130,400	18,688 33		117,749	14,673 58
Total	307,116	738,275	129,560 16	369,723	917,857	126,954 13
<i>Alberta.</i>						
Calgary		8,307,110	2,189,207 95		8,199,514	1,855,735 75
Edmonton		4,232,211	1,046,787 55		4,535,245	1,005,260 36
Lethbridge	631,231	2,808,226	577,844 25	2,256,186	2,542,873	436,859 34
Medicine Hat		750,049	157,843 28		647,747	130,679 00
Total	631,231	16,097,596	4,011,683 03	2,256,186	15,925,379	3,428,534 45

SESSIONAL PAPER No. 10b

No. 8—Trade of Canada by Customs Ports—*Concluded.*

Ports.	1918.			1919.		
	Total Exports.	Imports for Consumption.	Duty Collected.	Total Exports.	Imports for Consumption.	Duty Collected.
	\$	\$	\$ cts.	\$	\$	\$ cts.
<i>Saskatchewan.</i>						
Moosejaw	45,656	2,878,503	633,223 59	158,741	2,557,111	505,924 34
North Portal	17,170,841	1,361,724	123,546 96	20,454,047	1,453,865	67,341 98
Prince Albert		322,326	57,486 29		327,598	55,098 56
Regina	707,966	7,526,865	1,825,143 75	94,725	8,150,250	1,463,020 14
Saskatoon		4,663,202	1,106,580 43		4,899,213	826,963 98
Total	17,924,463	16,752,620	3,805,981 02	20,707,513	17,388,037	2,858,349 00
<i>Yukon District.</i>						
Dawson	155,889	406,825	89,077 90	137,492	250,768	59,833 13
Whitehorse	2,700,994	121,897	28,934 35	341,205	68,693	14,171 11
Total	2,856,883	528,632	118,012 25	478,697	319,461	74,004 24
<i>Territories.</i>						
Fullerton						
Total						
<i>Totals by Provinces.</i>						
Ontario	455,536,749	529,153,767	79,969,478 45	298,270,478	470,650,679	77,334,332 91
Quebec	706,819,650	246,187,514	42,980,392 76	611,636,889	248,559,042	43,581,440 16
Nova Scotia	102,476,616	26,844,512	4,378,192 64	61,601,749	27,863,220	4,157,240 67
New Brunswick	218,086,639	23,439,475	4,294,106 43	173,289,616	22,328,177	4,342,127 66
British Columbia	58,614,907	56,039,799	10,226,637 54	77,247,666	63,694,691	11,476,645 72
Manitoba	22,915,538	46,739,657	11,674,421 58	22,906,763	48,776,879	10,664,827 55
Prince Edward Island	307,116	738,275	129,560 16	369,723	917,857	126,954 13
Alberta	631,231	16,097,596	4,011,683 03	2,256,186	15,925,379	3,428,534 45
Saskatchewan	17,924,463	16,752,620	3,805,981 02	20,707,513	17,388,037	2,858,349 00
Yukon District	2,856,883	528,632	118,012 25	478,697	319,461	74,004 24
Territories						
Prepaid postal parcels		21,899	7,162 65		5,903	1,877 38
Grand Total ..	1,586,169,792	962,543,746	161,595,628 51	1,268,765,285	916,429,335	158,046,333 87

No. 9—Imports Entered for Consumption and Exports of Canadian Produce, by Months.
(Excluding Coin and Bullion.)
(April, 1914, to March, 1919, inclusive.)

Months.	Imports for Consumption.				Exports of Canadian Produce.								Total Trade of Canada.		
	Dutiable Goods.		Free Goods.		Total Imports.		The Mincs.	The Fisheries.	The Forest.	Animal Produce.	Agricultural Products.	Manu- factures.		Miscel- laneous.	Total Exports.
	\$	\$	\$	\$	\$	\$	\$	\$	\$	\$	\$	\$		\$	\$
April,	23,945,055	12,992,628	36,937,713	2,681,364	531,132	1,874,739	1,860,666	3,312,498	6,494,911	4,293,199	15,060	17,753,071	54,690,784		
1915	16,615,321	11,776,319	28,391,640	2,795,002	710,447	1,929,440	3,487,231	5,112,105	6,618,443	13,221,658	104,401	28,691,889	57,083,529		
1916	28,929,034	21,218,746	50,147,830	3,690,744	829,515	2,287,939	4,527,620	5,514,691	21,305,977	21,573,078	292,672	55,692,035	107,230,865		
1917	44,786,638	42,021,171	86,807,809	3,889,510	648,336	2,461,312	6,386,232	5,514,691	11,443,161	40,859,646	328,793	65,145,449	151,953,258		
1918	44,593,021	34,630,918	78,623,939	5,173,694	1,132,754	3,691,195	6,386,232	6,386,232	30,246,948	33,693,339	956,994	71,161,652	149,785,591		
May,	28,346,934	16,730,005	45,076,939	4,307,615	785,041	3,296,455	3,296,507	3,487,231	12,241,377	5,997,277	81,363	30,005,635	75,082,574		
1915	19,851,612	14,539,196	34,390,808	5,057,175	1,478,734	3,487,103	4,965,833	4,965,833	12,746,727	16,121,149	308,787	42,080,486	76,471,294		
1916	39,840,167	29,837,645	69,697,812	6,299,546	1,478,734	4,174,038	6,287,620	6,287,620	47,433,750	27,734,477	1,244,973	94,633,138	164,356,950		
1917	56,479,482	51,116,897	107,596,379	6,323,572	1,105,506	5,007,147	11,376,808	11,376,808	71,793,023	52,919,625	501,555	149,057,236	256,653,615		
1918	48,027,486	41,761,597	89,789,083	6,023,915	1,080,134	7,015,582	6,667,272	6,667,272	24,053,989	33,953,359	265,788	79,002,639	168,791,122		
June,	27,794,320	17,956,473	45,750,793	3,726,599	1,451,958	4,511,249	4,734,527	7,808,946	14,269,748	9,757,146	14,069	28,000,200	73,750,993		
1915	20,638,409	14,686,330	35,324,739	4,649,014	1,122,370	4,904,152	7,808,946	8,473,780	38,744,521	32,252,447	294,270	42,805,846	78,130,585		
1916	36,765,226	29,634,312	66,399,538	7,755,876	1,267,883	5,846,672	8,473,780	8,473,780	38,744,521	32,252,447	1,294,678	95,635,862	162,035,400		
1917	51,761,825	45,753,242	97,515,067	4,961,037	1,185,376	5,451,576	7,331,698	7,331,698	57,869,423	39,021,170	465,591	116,285,841	213,800,908		
1918	44,100,392	37,994,394	82,094,786	7,077,317	1,909,780	8,948,894	12,439,038	12,439,038	27,231,125	51,092,967	710,617	108,509,788	190,694,574		
July,	26,424,970	16,539,497	42,964,467	5,905,988	1,677,392	5,097,005	7,391,397	10,943,628	17,846,177	5,857,996	31,433	41,807,648	84,772,115		
1915	20,700,667	15,379,024	36,557,661	5,904,544	2,166,857	5,876,784	10,943,628	10,943,628	14,766,404	12,411,428	580,393	45,590,038	82,147,729		
1916	34,698,911	28,423,776	63,622,687	6,365,241	2,570,358	7,259,805	11,779,103	11,779,103	38,255,309	38,264,136	459,726	104,964,270	168,586,957		
1917	49,442,400	40,739,195	90,181,595	6,365,241	2,290,327	5,491,626	19,213,467	19,213,467	38,744,600	104,619,862	610,986	177,366,148	297,547,743		
1918	46,251,579	36,630,821	82,882,400	7,075,929	2,146,961	8,594,281	13,838,389	13,838,389	18,574,676	31,455,590	473,615	192,159,447	185,041,847		
August,	29,497,076	14,893,527	44,390,603	4,667,558	1,324,351	4,256,635	8,780,787	9,133,103	7,425,227	5,049,472	6,702	31,510,732	75,901,335		
1915	24,179,213	16,627,652	40,806,865	6,090,379	1,810,372	5,846,897	9,133,103	9,133,103	6,886,726	10,669,464	567,013	41,094,134	81,901,019		
1916	38,398,676	33,432,455	72,331,114	7,636,581	1,816,571	6,209,337	11,779,483	11,779,483	35,207,729	33,197,255	243,302	96,091,028	168,422,142		
1917	52,066,993	38,904,106	91,481,099	7,421,875	2,048,215	4,700,686	19,403,410	19,403,410	60,146,810	52,236,233	370,351	146,387,586	338,318,595		
1918	46,020,065	33,632,521	79,652,526	7,776,231	2,754,831	7,512,141	17,988,839	17,988,839	14,781,308	37,228,241	312,307	88,353,888	168,006,414		

SESSIONAL PAPER No. 10b

September, 1914....	22,575,997	13,991,575	36,567,572	5,120,246	1,987,669	4,945,471	7,063,312	7,478,798	5,188,314	12,803	31,796,613	68,364,185
1915....	22,277,722	15,756,434	38,028,156	5,600,416	2,750,313	6,527,625	10,188,424	11,139,935	9,244,974	678,048	46,129,735	84,157,891
1916....	37,052,740	26,459,686	68,766,262	6,981,919	2,366,727	5,475,576	12,183,712	25,104,874	37,801,873	311,872	90,285,511	159,051,443
1917....	43,651,740	32,241,595	75,893,365	6,963,922	3,156,011	5,223,549	20,102,625	20,657,937	56,243,863	273,955	112,621,482	188,514,827
1918....	41,396,422	30,073,058	71,469,480	5,936,411	2,478,003	5,353,568	16,488,176	13,495,760	91,530,916	185,866	136,068,700	207,538,180
October, 1914....	21,061,440	14,632,290	35,113,730	5,104,440	2,166,922	4,935,715	8,537,247	17,933,959	7,131,445	53,644	45,888,422	80,997,152
1915....	22,801,957	16,713,187	39,515,144	6,069,772	2,527,616	5,303,343	12,081,545	39,833,333	12,880,731	54,218	80,638,582	119,533,726
1916....	37,946,011	23,500,241	71,196,252	7,299,682	2,515,517	5,450,292	13,718,592	37,306,934	28,637,814	384,623	85,312,175	156,508,427
1917....	47,019,685	31,094,277	78,113,962	7,668,525	3,744,397	4,900,739	18,679,295	45,504,815	74,419,973	176,060	153,093,734	233,297,706
1918....	44,847,440	30,694,373	75,541,813	5,484,373	3,363,637	4,505,162	20,529,772	24,406,570	61,134,325	221,345	122,645,394	198,187,207
November, 1914....	18,697,737	12,854,453	31,552,196	3,655,475	2,056,055	3,439,970	8,476,602	18,486,286	6,276,500	27,221	42,872,106	74,424,299
1915....	26,079,686	19,137,873	43,217,559	6,634,887	2,075,877	4,556,502	12,113,520	33,936,337	13,231,022	383,271	92,931,976	138,149,475
1916....	38,083,134	34,496,311	72,579,445	7,026,024	2,600,021	5,172,570	13,663,193	36,789,632	14,119,064	248,714	109,558,950	182,138,395
1917....	44,247,634	28,440,805	79,708,439	6,879,290	4,315,983	5,478,272	23,257,412	77,961,731	68,857,685	535,181	187,225,515	250,933,954
1918....	40,403,881	32,986,167	73,390,048	7,269,832	3,907,321	5,826,536	23,920,626	23,288,235	53,598,332	359,521	118,171,003	191,561,031
December, 1914....	17,482,068	12,910,905	30,392,913	3,791,299	2,136,581	2,698,804	8,301,667	12,289,411	7,761,702	214,145	37,193,600	67,586,522
1915....	24,805,949	20,834,422	45,690,721	5,632,684	2,067,132	3,553,083	9,480,534	49,389,533	21,810,637	387,209	92,171,402	137,802,123
1916....	38,177,116	29,723,418	67,900,534	8,457,639	2,630,149	4,262,231	12,882,235	47,213,553	34,961,266	390,509	130,037,174	197,937,708
1917....	36,363,034	25,271,628	61,631,652	5,026,041	3,016,059	3,836,909	11,433,910	91,216,447	33,635,790	246,783	148,411,919	210,049,581
1918....	39,264,939	34,086,326	73,351,265	5,626,637	3,712,367	4,991,232	21,819,189	22,028,886	32,266,381	686,892	91,131,664	164,382,929
January, 1915....	18,183,179	12,116,978	36,300,157	3,508,769	1,703,443	1,811,049	5,661,172	8,082,571	7,769,146	59,448	28,595,598	58,895,755
1916....	27,603,949	22,695,519	50,170,467	4,634,815	2,437,715	3,243,360	10,203,827	15,402,976	17,015,283	773,298	83,731,184	133,901,640
1917....	39,855,400	32,467,674	72,323,074	6,896,464	2,784,824	3,695,322	11,745,761	22,550,924	30,814,082	678,852	99,106,259	171,439,333
1918....	34,257,484	26,419,930	60,677,413	5,528,992	3,390,587	3,110,324	15,918,079	26,300,244	41,383,115	494,893	96,216,284	156,893,698
1919....	42,950,589	30,810,808	73,761,397	9,371,539	3,942,538	4,632,110	20,902,496	32,839,568	14,423,357	244,759	116,358,387	190,119,784
February, 1915....	21,956,997	13,955,913	35,912,916	3,274,626	1,800,719	2,342,590	4,816,610	7,616,411	8,982,639	47,691	28,881,277	64,794,187
1916....	29,097,441	22,557,527	51,654,968	4,896,626	1,782,071	2,595,420	5,492,339	13,898,856	28,606,680	659,776	57,493,116	109,586,136
1917....	36,490,288	31,540,181	68,030,469	5,074,172	1,655,615	2,459,024	7,652,869	11,419,080	39,504,694	428,638	68,224,376	136,254,852
1918....	30,705,474	21,500,971	52,206,448	5,960,731	4,336,162	2,354,446	10,918,931	28,089,659	34,340,808	355,390	86,361,617	138,568,065
1919....	38,917,555	25,199,571	64,117,126	4,626,724	4,716,182	3,813,898	18,900,935	17,081,105	33,418,138	342,591	82,899,483	147,016,609
March, 1915....	23,826,452	16,659,873	40,489,322	5,997,010	2,065,564	3,440,941	5,476,249	12,438,145	15,600,750	100,223	45,118,922	85,605,247
1916....	34,814,651	27,253,727	62,068,403	8,004,833	2,054,434	3,247,691	8,626,680	17,852,426	17,013,766	1,614,338	88,414,238	150,482,644
1917....	54,596,853	47,614,436	102,361,289	9,980,711	3,373,278	3,614,385	14,809,941	31,962,252	49,239,486	435,280	122,415,313	224,776,662
1918....	50,659,193	36,618,404	87,277,597	6,772,173	3,365,222	3,922,890	9,552,749	37,995,628	37,999,663	346,732	99,894,987	187,132,584
1919....	49,108,311	22,617,161	71,755,472	5,963,766	5,932,531	6,157,279	18,777,433	23,112,040	38,631,029	1,342,343	99,982,361	171,737,833
Twelve months ending March 31—	279,792,195	175,654,117	455,446,312	31,740,989	19,687,098	24,650,683	74,380,743	134,746,050	85,539,501	665,802	409,418,836	864,865,148
1915.....	289,365,527	218,450,622	507,817,159	36,589,861	22,377,977	27,151,271	102,882,276	249,661,194	242,034,998	6,792,632	741,610,638	1,249,427,797
1916.....	461,733,609	383,622,697	845,356,306	35,616,907	34,889,253	35,597,290	127,795,468	373,413,701	477,299,670	6,353,534	1,151,375,768	1,996,732,074
1917.....	542,481,322	420,202,224	962,543,746	33,760,602	22,151,501	25,899,704	172,734,081	567,713,584	636,662,516	4,706,250	1,540,027,788	2,502,571,534
1918.....	526,341,620	389,947,713	916,429,333	27,714,346	30,837,137	32,727,101	198,598,437	271,110,210	555,429,139	6,102,548	1,216,443,806	2,128,733,141

Note:—Figures for the month of March in each year include the annual item of "Prepaid postal parcels," (included in "Dutiable Goods" "Total Imports" "Total Trade"),—1915, \$74,941; 1916, \$33,798; 1917, \$25,403; 1918, \$21,899; 1919, \$5,903.

10 GEORGE V, A. 1920

No. 10—Imports Entered for Consumption from the
(Excluding Coin

	1915.			1916.		
	Dutiable.	Free.	Totals.	Dutiable.	Free.	Totals.
<i>Countries.</i>						
<i>British Empire.</i>	\$	\$	\$	\$	\$	\$
1 United Kingdom.....	68,010,290	22,146,862	90,157,161	52,009,078	25,395,283	77,404,361
2 Aden.....	3,437	14,531	17,968	4,857	4,857
Africa—						
3 British East.....	8,347	15,169	23,516	3,252	3,252
4 British South.....	7,420	307,467	314,887	7,384	168,495	175,879
5 British West.....	50	50
6 Bermuda.....	51	23,872	23,923	60	28,891	28,951
7 British China.....
British East Indies—						
8 Ceylon.....	(a)	(a)	(a)	(a)	(a)	(a)
9 India.....	826,709	3,307,147	4,133,847	2,372,323	2,360,449	4,732,772
10 Straits Settlements.....	202,688	573,028	775,716	204,920	49,702	254,622
11 Other British East Indies.....	62,991	1,574,994	1,637,985	69,443	1,723,624	1,793,067
12 British Guiana.....	2,980,115	13,419	2,993,534	5,631,673	4,957	5,636,630
13 British Honduras.....	497,786	497,786	476,601	476,601
British West Indies—						
14 Barbados.....
15 Jamaica.....
16 Trinidad and Tobago.....	4,391,722	1,771,574	6,163,296	4,620,529	1,637,434	6,257,963
17 Other British West Indies.....
18 Egypt and Sudan.....	(b)	(b)	(b)	5,696	816	6,512
19 Falkland Islands.....
20 Gibraltar.....	150	150
21 Hong Kong.....	631,774	616,801	1,248,575	471,073	773,456	1,247,529
22 Malta.....	936	13	949	480	480
23 Newfoundland.....	14,224	1,228,576	1,242,800	796,971	779,644	1,576,615
Oceania—						
24 Australia.....	191,320	220,885	412,205	32,678	1,030,074	1,062,752
25 Fiji.....	1,780,368	1,780,368	1,262,718	1,262,718
26 New Zealand.....	1,296,343	2,612,273	3,908,616	351,480	2,958,851	3,310,331
27 Other Oceania.....	1,715	7,709	9,424	403	141	544
28 Other British Empire.....
Totals, British Empire.....	80,410,450	34,932,256	115,342,706	67,848,018	37,388,471	105,236,489
<i>Foreign Countries.</i>						
29 Abyssinia.....
30 Argentine Republic.....	10,226	3,354,561	3,364,787	35,107	3,936,164	3,971,271
31 Austria Hungary.....	610,681	31,501	642,182	3,023	133	3,156
32 Belgium.....	1,223,819	652,144	1,875,963	46,413	12,902	59,315
33 Belgian Congo.....	12,952	12,952
34 Bolivia.....	250	250
35 Brazil.....	723,754	425,797	1,149,551	855,778	28,054	883,832
36 Bulgaria.....	1,725	1,725	5,875	5,875
Central American States.....						
37 Costa Rica.....	453	15,026	15,479	48,634	75	48,709
38 Guatemala.....	46,558	45,591	92,149	70,447	70,447
39 Honduras.....
40 Nicaragua.....	439	439
41 Salvador.....	3,600	6,780	10,380	13,611	13,611
42 Chile.....	190	190	169,284	169,284
43 China.....	228,927	813,456	1,042,383	263,621	654,989	918,610
44 Colombia.....	67,657	114,425	182,082	137,470	137,470
45 Cuba.....	1,384,407	232,884	1,617,291	1,301,394	235,615	1,540,519
46 Denmark.....	10,615	33,729	44,344	7,692	38,157	45,849
47 Danish West Indies.....	115,469	115,469	58,351	58,351
48 Greenland, Iceland, etc.....	208	208	430	430
49 Ecuador.....	1,155	1,155	1,225	1,225
50 Egypt and Sudan.....	21,652	8,830	30,482	(d)	(d)	(d)
51 France.....	7,191,183	1,258,003	8,449,186	4,953,203	396,182	5,949,385
52 French Africa.....	2,883	5,478	8,361	471	474

SESSIONAL PAPER No. 10b

following Countries during Fiscal Years ended March 31, 1915 to 1919.
(and Bullion.)

1917.			1918.			1919.			
Dutiable.	Free.	Totals.	Dutiable.	Free.	Totals.	Dutiable.	Free.	Totals.	
§	§	§	§	§	§	§	§	§	
75,504,932	31,591,652	107,096,584	58,047,170	23,277,113	81,324,283	50,008,008	23,027,110	73,035,118	1
9,102		9,102	1,318		1,318				2
68		68							3
18,604	202,872	221,476	7,639	545,723	553,362	10,789	1,289,470	1,300,259	4
			1,298	14,182	15,480		7,757	7,757	5
202	12,103	12,305	13,891	71,049	84,940	3,008	36,048	39,056	6
									7
(a)	(a)	(a)	(a)	(a)	(a)	455,706	1,279,188	1,734,894	8
3,789,916	1,135,966	4,925,882	4,090,199	5,265,391	9,355,590	7,422,313	972,977	8,395,290	9
282,732	558,463	841,195	338,364	2,782,632	3,120,996	467,779	4,613,884	5,081,663	10
101,065	1,031,649	1,132,714	147,628	3,830,009	3,977,637	910	10,677	11,587	11
7,188,015	4,878	7,192,893	6,708,201	8,446	6,716,647	6,730,245	16,827	6,747,072	12
	1,065,953	1,065,953		352,028	352,028		298,966	298,966	13
						1,960,134	3,188,693	5,148,827	14
						1,213,664	267,974	1,481,638	15
11,697,109	2,541,896	14,239,005	7,596,027	2,954,523	10,550,550	480,539	716,661	1,197,200	16
						231,464	378,696	610,160	17
10,724	617	11,341	4,295	2	4,297	6,758	9,315	16,073	18
									19
567,967	831,017	1,398,984	802,930	1,002,585	1,805,515	1,114,787	1,007,122	2,121,909	20
968	20	988	755	19	774	611		611	22
1,006,680	1,140,278	2,146,958	951,287	1,996,240	2,947,527	908,678	2,190,156	3,098,834	23
									24
166,012	596,101	762,113	326,766	2,029,979	2,356,745	358,729	4,601,717	4,960,446	25
831,890		831,890	1,154,964	405	1,151,369	525,804		525,804	26
107,153	2,135,362	2,242,515	232,139	3,503,420	3,735,559	1,424,801	6,430,635	7,855,436	27
961		961	831		831				28
									29
101,284,101	42,848,818	144,132,919	80,421,642	47,633,729	128,055,371	73,324,727	50,346,813	123,671,540	
									30
6,054		6,054							31
4,599	2,697,472	2,702,071	61,010	920,945	984,955	31,298	1,107,969	1,139,267	32
1,390		1,390	75		75				33
8,152	6,744	14,896	1,521	11,452	12,973	707	5,563	6,270	34
	75	75		16,795	16,795		17,517	17,517	35
									36
1,061,008	1,477	1,062,485	964,556	26,221	990,777	1,035,453	120,879	1,156,332	37
									38
55,066	500	55,566	91,304		91,304	56,810		56,810	39
189,977		189,977	172,883		172,883	156,661	59,400	216,101	40
									41
93,343		93,343	101,287		101,287	66,602		66,602	42
12,464		12,464	32,000		32,000	53,964		53,964	43
12	198,345	198,357		478,378	478,378		1,059,557	1,059,557	44
374,608	753,734	1,128,342	488,589	848,301	1,336,890	605,490	1,349,066	1,954,466	45
183,778	1,179	184,957	186,656	650	187,306	158,202		158,202	46
263,022	347,785	610,807	579,621	505,926	1,085,547	2,439,664	610,289	3,040,953	47
5,409	25,051	30,460	1,402	12,986	14,388	14,216	27,036	41,252	48
107		107				(c)	(c)	(c)	49
	564	564		3,433	3,433		988	988	50
4,532		4,532	2,835		2,835	284		284	51
(d)	(d)	(d)	(d)	(d)	(d)	(d)	(d)	(d)	52
5,792,428	688,048	6,480,476	4,838,465	435,599	5,274,064	3,381,823	251,077	3,632,900	
140		140		997	997				

No. 10—Imports Entered for Consumption from the following Countries
(Excluding Coin)

Countries.	1915.			1916.		
	Dutiable.	Free.	Totals.	Dutiable.	Free.	Totals.
<i>Foreign Countries—Con.</i>	§	§	§	§	§	§
53 French East Indies.....						
54 French Guiana.....						
55 French Oceania.....						
56 French West Indies.....						
57 Madagascar.....	203	4,122	4,325			
58 St. Pierre and Miquelon.....	2,222	2,022	4,244	1,899	3,033	4,932
59 Germany.....	3,887,906	1,199,080	5,086,986	41,126	45,178	86,504
60 German Africa.....		113,305	113,305			
61 German Oceania.....						
62 Greece.....	415,953	1,958	417,911	327,621	11,215	338,836
63 Hayti.....						
64 Italy.....	1,055,516	417,283	1,472,799	633,554	286,717	920,271
65 Japan.....	1,391,992	1,481,473	2,783,465	2,177,946	1,837,179	4,015,125
66 Korea.....	75		75	45		45
67 Liberia.....						
68 Mexico.....	52,055	1,177,922	1,229,977	375,597	247,684	623,281
69 Montenegro.....						
70 Morocco.....		89	89	1,699		1,699
71 Netherlands.....	1,229,505	539,751	1,769,256	782,123	275,610	1,057,733
72 Dutch East Indies.....	116,153	81,589	197,742	31,315	137,854	169,169
73 Dutch Guiana.....	186,376		186,376	372,248		372,248
74 Dutch West Indies.....						
75 Norway.....	316,744	68,906	385,647	210,630	68,461	279,091
76 Panama.....						
77 Paraguay.....						
78 Persia.....	6,915	509	6,524	3,789		3,789
79 Peru.....	1,467,350	86,636	1,491,946	789,225	373,180	1,162,403
80 Portugal.....	195,315	19,213	215,608	161,051	43,583	207,634
81 Azores and Madeira Islands.....	1,865		1,865	4,303		4,303
82 Portuguese Africa.....						
83 Roumania.....	6,960	185	7,145			
84 Russia.....	62,514	42,941	105,455	8,205	115,699	123,904
85 San Domingo.....	3,193,796		3,193,796	4,020,491		4,020,491
86 Serbia.....		130	130			
87 Siam.....	494	12,178	12,672	1,065	29,586	30,651
88 Spain.....	591,247	76,291	977,448	529,281	87,744	617,025
89 Canary Islands.....						
90 Spanish Africa.....						
91 Sweden.....	411,288	134,547	545,835	112,241	59,439	162,671
92 Switzerland.....	3,929,387	58,869	3,979,256	3,474,391	59,816	3,525,117
93 Turkey.....	396,849	16,378	323,227	42,248		42,248
94 United States.....	168,638,299	127,974,297	296,632,596	199,466,665	171,029,999	370,496,574
95 Alaska.....	29,768	17,524	38,292	4,731	1,629	6,360
96 American Virgin Islands.....	(c)	(c)	(c)	(c)	(c)	(c)
97 Guam, etc.....						
98 Hawaii.....	23,217	9,428	32,655	20,253	1,854	22,107
99 Philippine Islands.....	2,177	4,027	6,294	1,920	11,339	12,359
100 Porto Rico.....				3		3
101 Uruguay.....	1,434	11,347	12,781		280,437	280,437
102 Venezuela.....	51,036	158,599	209,626	114,569	789	115,358
103 Other Foreign Countries.....						
Totals, Foreign Countries.....	199,381,745	140,721,861	340,103,606	221,518,509	181,062,161	402,580,670
Total Imports Entered for Consumption.....	279,792,195	175,654,117	455,446,312	289,366,527	218,450,632	507,817,159

(a) Ceylon included with "Other British East Indies" prior to 1919. (b) Egypt and Sudan shown as Foreign Countries prior to 1916. (c) Danish West Indies shown as "American Virgin Islands" subsequent to 1918. (d) Egypt and Sudan shown as British Possessions subsequent to 1915. (e) American Virgin Islands shown as "Danish West Indies" prior to 1919.

SESSIONAL PAPER No. 10b

during Fiscal Years ended March 31, 1915 to 1919—*Concluded.*
and *Bullion.*)

1917.			1918.			1919.			
Dutiable.	Free.	Totals.	Dutiable.	Free.	Totals.	Dutiable.	Free.	Totals.	
\$	\$	\$	\$	\$	\$	\$	\$	\$	
				1,598	1,598		4,186	4,186	53
			187		187				54
3,273	2,089	5,362	1,409	2,400	3,809	1,812	5,280	7,092	55
11,212	2,920	14,132	21,596	5,675	27,181	75		75	56
									57
159,963	509	160,472	20,294	2	20,296	33		33	58
						90,766		90,766	59
871,228	355,779	1,227,007	527,536	243,651	771,187	349,747	205,365	555,112	60
6,094,235	2,028,500	8,122,735	9,779,526	2,475,793	12,255,319	11,649,870	1,968,232	13,618,102	61
									62
61,179	616,372	677,551	70,650	594,140	664,790	42,238	541,809	584,047	63
									64
2,647		2,647	548		548				65
1,030,349	204,644	1,234,993	820,000	234,176	1,054,176	383,134	112,275	495,409	66
567,987	52,201	620,188	69,710	2,791,932	2,831,642	2,557,111	777,635	3,334,746	67
4,549		4,549	291,763	1,710	293,473	117,732		117,732	68
									69
238,232	87,007	325,239	92,550	48,508	141,058	5,970	19,815	25,785	70
									71
33,617		33,617	36,841	122	36,963	8,949		8,949	72
1,553,086	100,204	1,653,290	2,343,354	18,889	2,362,243	2,570,392	10,421	2,580,813	73
229,848	30,246	260,094	196,928	41,492	238,420	110,222	1,467	111,689	74
20,452		20,452	10,628		10,628	7,828		7,828	75
									76
429	23,711	24,140	44	8,433	8,477	1,657	82,231	83,888	77
3,888,807		3,888,807	6,615,961		6,615,961	4,728,732		4,728,732	78
									79
14,059	3,705	17,764	49,526	15,068	64,594	51,976	1,417	52,493	80
830,276	79,279	909,546	719,498	89,309	808,807	690,635	97,608	697,643	81
									82
58,720	41,118	99,838	100,144	10,028	110,172	77,339	101,516	178,855	83
4,436,320	63,001	4,499,321	3,600,561	145,921	3,746,482	1,623,619	157,193	1,780,812	84
243		243							85
332,039,327	332,180,326	664,219,653	429,298,758	362,607,367	791,906,125	416,457,384	330,463,270	746,920,654	86
10,094	9,478	19,572	10,294	80	10,374	52,787		52,787	87
(e)	(e)	(e)	(e)	(e)	(e)				88
									89
54,585	1,112	55,697	30,492	348	30,840	3,467,328	528	3,467,856	90
36,899	425	40,324	23,285	41	23,329	265	169,631	169,896	91
498	4,896	5,388	19	126	136	23	2,465	2,488	92
	146,619	146,619	50,441		50,441	163,851	224,833	328,687	93
138,395	18,779	157,084	301,292		301,292	104,831	44,324	149,155	94
									95
360,449,508	340,773,879	701,223,387	461,919,880	372,508,495	834,488,375	453,150,893	339,600,902	792,757,795	96
									97
461,733,609	383,622,697	845,356,306	542,341,522	420,202,234	962,543,746	526,481,620	389,947,715	916,429,335	98
									99
									100
									101
									102
									103

10 GEORGE V, A. 1920

No. 11—EXPORTS to the following Countries

(Excluding Coin)

	Countries.	1915.			1916.		
		Canadian Produce.	Foreign Produce.	Totals.	Canadian Produce.	Foreign Produce.	Totals.
		£	£	£	£	£	£
1	United Kingdom.	186,668,554	25,089,164	211,757,718	151,852,399	11,228,842	463,081,241
2	Aden.	9,014	9,014	13,740	13,740
	Africa—						
3	British East.	59,838	59,838	76,681	76,681
4	British South.	4,585,791	59,798	4,645,589	5,456,201	52,886	5,509,081
5	British West.	40,927	40,927	128,598	50	128,558
6	Bermuda.	357,712	10,551	368,263	435,615	12,846	448,481
7	British China.
	British East Indies—						
8	Ceylon.	(a)	(a)	(a)	(a)	(a)	(a)
9	India.	415,105	575	415,680	994,889	11,425	916,314
10	Straits Settlements.	245,355	101	245,456	281,734	281,734
11	Other British East Indies.	23,905	23,905	44,217	44,217
12	British Guiana.	675,660	3,137	678,797	1,207,134	4,776	1,211,904
13	British Honduras.	9,450	9,450	3,355	132	3,487
	British West Indies—						
14	Barbadoes.
15	Jamaica.
16	Trinidad and Tobago.	4,333,965	33,697	4,366,792	4,415,872	19,029	4,434,901
17	Other British West Indies.
18	Egypt and Sudan.	(b)	(b)	(b)	39,493	346	39,839
19	Falkland Islands.
20	Gibraltar.	210,393	1,226,011	1,436,314	1,073,156	364,478	1,437,634
21	Hong Kong.	653,838	1,215	655,053	779,338	34,615	813,973
22	Malta.	23,343	42,779	66,083	35,136	4	35,140
23	Newfoundland.	3,976,160	216,393	4,192,463	4,820,395	246,529	5,066,924
	Oceania—						
24	Australia.	5,522,594	30,992	5,553,686	7,748,051	25,158	7,773,299
25	Fiji.	112,355	324	112,679	196,308	770	197,078
26	New Zealand.	2,619,556	4,299	2,623,855	3,307,404	54,595	3,361,999
27	Other Oceania.	8,244	8,244	10,087	10,087
28	Other British Empire.
	Totals, British Empire.	210,550,749	26,718,037	237,268,806	482,529,733	12,056,489	494,586,222
	<i>Foreign Countries.</i>						
29	Abyssinia.
30	Argentine Republic.	654,387	5,082	659,469	2,398,628	27	2,398,655
31	Austria-Hungary.	220,634	59,134	279,788
32	Belgium.	2,220,709	1,038,650	3,259,359	334,762	334,762
33	Belgian Congo.
34	Bolivia.	2,383	2,383
35	Brazil.	541,298	517	542,515	1,059,700	82,405	1,142,105
36	Bulgaria.
	Central American States—						
37	Costa Rica.	36,945	37	36,982	28,338	28,338
38	Guatemala.	27,295	27,295	17,798	17,798
39	Honduras.	5,587	29	5,607	7,759	7,759
40	Nicaragua.	1,618	1,618	3,311	3,311
41	Salvador.	2,215	2,215	4,190	4,190
42	Chile.	55,392	45	55,347	88,634	88,634
43	China.	291,251	2,152	293,403	536,332	150	536,482
44	Colombia.	24,027	90	24,117	32,259	32,259
45	Cuba.	1,482,649	39,342	1,521,991	1,419,087	12,203	1,431,290
46	Denmark.	529,690	190,230	719,920	111,432	1,556	112,988
47	Danish West Indies.	13,536	35	13,571	7,537	7,537
48	Greenland, Iceland, etc.	1,668	1,668	5,132	5,132
49	Ecuador.	8,646	8,646	19,395	19,395
50	Egypt and Sudan.	26,484	26,484	(d)	(d)	(d)
51	France.	10,499,680	4,096,025	14,595,705	33,703,183	2,382,630	36,085,813
52	French Africa.	4,170	4,170	12,536	4	12,540

SESSIONAL PAPER No. 10b

during Fiscal Years ended March 31, 1915 to 1919.
and Bullion.)

1917.			1918.			1919.			
Canadian Produce.	Foreign Produce.	Totals.	Canadian Produce.	Foreign Produce.	Totals.	Canadian Produce.	Foreign Produce.	Totals.	
\$	\$	\$	\$	\$	\$	\$	\$	\$	
742,147,537	13,923,522	756,071,059	845,480,069	15,593,336	861,073,399	540,750,977	20,088,139	560,839,116	1
6,769		6,769	2,285		2,285	11,612		11,612	2
25,799		25,799	51,232		51,232	76,758	2,384	79,142	3
4,417,892	5,137	4,452,939	5,065,658	35,956	5,101,614	11,992,135	5,076	11,997,211	4
268,728		268,728	69,226		69,226	173,515		173,515	5
584,577	16,869	601,446	823,407	22,628	846,035	1,179,025	49,256	1,228,281	6
									7
(a)	(a)	(a)	(a)	(a)	(a)	65,445	348	65,793	8
1,094,046	4,310	1,098,356	2,995,630	13,828	3,009,458	2,905,426	31,085	2,936,511	9
333,390		333,390	761,607	2,590	764,197	844,244	18,773	863,017	10
27,827		27,827	17,238		17,238	16,626		16,626	11
1,631,395	8,073	1,639,470	1,978,323	8,960	1,987,283	2,646,169	29,260	2,675,429	12
2,562	211	2,773	13,468	699	14,167	51,808	554	52,362	13
						2,069,177	26,443	2,095,620	14
5,163,278	15,805	5,179,083	6,838,563	60,950	6,899,513	2,379,564	1,765	2,381,329	15
						4,128,850	23,361	4,152,211	16
160,295		160,295	579,702		579,702	1,622,991	31,242	1,654,233	17
110		110				924,932		924,932	18
2,808,554		2,808,554	193		193				19
494,462	610	495,072	1,003,300	3,137	1,007,037	607,637		607,637	20
6,199	6,090	12,289	7,303		7,303	995,116	56,174	1,051,290	21
6,517,529	251,211	6,768,740	10,191,564	297,737	10,489,321	11,325,235	588,461	11,913,696	23
									22
6,549,546	24,179	6,573,725	8,751,677	22,622	8,774,299	14,019,629	153,188	14,172,817	24
155,653	541	156,194	169,040	1,083	170,123	117,962	4,628	122,590	25
3,302,240	31,670	3,333,910	4,089,823	68,205	4,158,028	6,227,892	125,505	6,353,397	26
12,157		12,157	5,367		5,367	13,641	687	14,328	27
									28
775,740,446	14,291,230	790,031,676	888,895,275	16,131,655	905,026,930	605,159,789	21,236,329	626,396,118	
									29
1,673,575	1,085	1,674,660	1,203,142	17,175	1,220,317	4,603,130	389,729	4,992,859	30
									31
604,722		604,722	4,909,453		4,909,453	950,318		950,318	32
54		54	1,763		1,763	5,643		5,643	33
19,367		19,367	113,549		113,549	59,622		59,622	34
1,028,163	34,382	1,062,545	974,368	1,937	976,305	4,088,534	3,301	4,091,835	35
									36
30,192		30,192	13,620	8	13,628	14,078		14,078	37
22,980		22,980	20,392		20,392	93,951		93,951	38
15,544		15,544	6,733		6,733	27,699		27,699	39
4,699		4,699	5,192	7,755	12,947	16,817		16,817	40
6,214		6,214	10,365	62	10,427	23,154		23,154	41
508,177		508,177	314,381	65,082	379,466	2,321,329	3,462	2,324,791	42
408,002	10,397	418,399	1,954,955	106,147	2,061,102	2,856,933	152,637	3,009,570	43
66,836		66,836	12,463		12,463	44,540	8,756	53,296	44
2,967,053	47,269	3,014,322	4,015,940	26,055	4,041,995	5,035,975	101,325	5,137,300	45
111,044	1,221	112,265	39,230		39,230	42,639		42,639	46
24,910		24,910	11,010		11,010	(c)	(c)	(c)	47
			18,337	1,550	19,887	12,808	596	13,404	48
12,241		12,241	13,672	47	13,719	53,102		53,102	49
(d)	(d)	(d)	(d)	(d)	(d)	(d)	(d)	(d)	50
64,039,192	2,612,908	66,652,100	204,526,297	5,531,387	207,057,684	96,103,142	6,257,711	102,360,853	51
8,744		8,744	795		795	72,815		72,815	52

10 GEORGE V, A. 1920

No. 11—Exports to the following Countries during
(Excluding Coin)

Countries.	1915.			1916.		
	Canadian Produce.	Foreign Produce.	Totals.	Canadian Produce.	Foreign Produce.	Totals.
<i>Foreign Countries—Con.</i>	\$	£	£	\$	£	£
53 French East Indies.....						
54 French Guiana.....	2,374		2,374	1,234		1,234
55 French Oceania.....	1,488		1,488	2,355		2,355
56 French West Indies.....	32,479		32,479	103,895		103,895
57 Madagascar.....						
58 St. Pierre and Miquelon.....	141,097	14,235	155,332	154,920	16,650	171,570
59 Germany.....	1,447,391	714,619	2,162,010			
60 German Africa.....						
61 German Oceania.....	4,800		4,800			
62 Greece.....	87,485		87,485	222,330		222,330
63 Hayti.....	4,295		4,295	2,119		2,119
64 Italy.....	521,800	1,319,108	1,840,910	6,572,687	4,160,601	10,733,288
65 Japan.....	963,631	73,370	1,037,001	996,575	1,665	998,240
66 Korea.....	1,712		1,712	605		605
67 Liberia.....	63		63			
68 Mexico.....	18,551		18,551	72,819	14,344	87,163
69 Montenegro.....				49,024	108	49,132
70 Morocco.....						
71 Netherlands.....	1,023,405	3,631,424	3,254,820	1,815,356	797,674	2,593,626
72 Dutch East Indies.....	25,927		25,927	272,710		272,710
73 Dutch Guiana.....	40,453	195	40,948	49,574	301	49,875
74 Dutch West Indies.....	6,715		6,715	7,701		7,701
75 Norway.....	1,000,715	75	1,000,790	458,530	12	458,542
76 Panama.....	125,630	3,496	129,026	153,536		153,536
77 Paraguay.....						
78 Persia.....						
79 Peru.....	13,141		13,141	47,182	80	47,262
80 Portugal.....	25,296	763,279	788,485	56,726		56,726
81 Azores and Madeira Islands.....	6,279		6,279	17,833	2	17,835
82 Portuguese Africa.....	79,611		79,611	58,349	419	58,768
83 Roumania.....	3,150		3,150			
84 Russia.....	1,270,941	60,250	1,331,191	4,874,152	1,863,000	6,737,152
85 San Domingo.....	3,938		3,938	12,919		12,919
86 Serbia.....	8		8	12,475		12,475
87 Siam.....	16,322		16,322	22,486		22,486
88 Spain.....	243,001	246,679	489,680	634,977	21	634,998
89 Canary Islands.....	29,841	328	30,169	24,559		24,559
90 Spanish Africa.....				39		39
91 Sweden.....	172,796	500	173,296	53,440		53,440
92 Switzerland.....	11,833	4,532	16,445	224,585	754,568	979,103
93 Turkey.....	3,979	1,982	5,961			
94 United States.....	173,320,216	13,022,640	186,342,856	201,106,488	15,592,774	216,699,262
95 Alaska.....	297,282	16,595	313,877	331,558	24,708	356,266
96 American Virgin Islands.....	(c)	(c)	(c)	(c)	(c)	(c)
97 Guam, etc.....						
98 Hawaii.....	70,501	700	71,291	35,756	3,783	39,539
99 Philippine Islands.....	41,574		41,574	7,323		7,323
100 Porto Rico.....	468,698		468,698	690,460	3,256	702,716
101 Uruguay.....	52,820		52,820	33,101		33,101
102 Venezuela.....	56,196		56,196	98,567		98,567
103 Other Foreign Countries.....						
Totals, Foreign Countries.....	198,868,097	25,305,636	224,173,703	259,080,905	25,632,943	284,713,848
Total Exports.....	400,418,836	52,023,673	461,442,509	741,610,638	37,689,432	779,300,970

(a) Ceylon included with "Other British East Indies" prior to 1919.

(b) Egypt and Sudan shown as Foreign Countries prior to 1916.

(c) Danish West Indies shown as "American Virgin Islands" subsequent to 1918.

(d) Egypt and Sudan shown as British Possessions subsequent to 1915.

(e) American Virgin Islands shown as "Danish West Indies" prior to 1919.

SESSIONAL PAPER No. 10b

Fiscal Years ended March 31, 1915 to 1919—*Concluded.*

and Bullion.)

1917.			1918.			1919.		
Canadian Produce.	Foreign Produce.	Totals.	Canadian Produce.	Foreign Produce.	Totals.	Canadian Produce.	Foreign Produce.	Totals.
£	£	£	£	£	£	£	£	£
						13,631		13,631
231		231	1,033		1,033	12,512		12,512
815		815	7,438		7,438	2,299		2,299
187,093		187,093	163,117	86	163,203	160,788	747	161,535
						3,063		3,063
187,661	22,123	209,784	345,303	36,982	382,285	523,488	50,827	574,315
19,309		19,309	4,262		4,262	16,902		16,902
6,365		6,365	1,741		1,741	2,158		2,158
11,226,051	242,548	11,468,599	3,336,059	2,246	3,338,305	13,181,514	849,210	14,030,724
1,205,067	77,048	1,282,115	4,861,244	411,797	5,273,041	12,245,439	149,857	12,395,296
106,850		106,850	366		366	228,05	44,328	273,133
310		310						
70,330	10,060	80,390	482,428	12,667	495,095	568,943	4,531	573,474
4,631		4,631				26,096		26,096
1,561,480	7,834	1,569,314	2,462,574	825	2,463,399	198,985		198,985
332,785		332,785	341,196	863	342,059	996,575		996,575
71,411	201	71,612	105,453	1,416	106,869	65,671	647	66,318
20,373		20,373	7,131		7,131	10,145		10,145
964,552	1,601	966,153	173,491		173,491	1,149,123		1,149,123
271,622		271,622	70,631	17	70,648	165,700	2,635	168,335
88		88				655		655
475		475				22,802		22,802
246,791	72	246,863	99,377	48,510	147,887	283,022	1,229	284,251
209,689		209,689	14,878		14,878	367,446		367,446
33,441		33,441	16,096		16,096	77		77
15,593		15,593	4,423		4,423	9,448		9,448
3,735,509	430,253	4,185,822	4,008,475	1,524	4,009,999	6,164,658	224,964	6,389,622
39,827		39,827	45,087		45,087	39,663	2,091	41,754
						47,013		47,013
22,154		22,154	54,780	30,810	85,590	65,886	505	66,391
326,175	5,000	331,175	98,256		98,256	231,075		231,075
79,966		79,966	22,577		22,577	9,280		9,280
18,215		18,215	15,596		15,596	19,220		19,220
672,508	882	673,390	3,921	4,161	8,082	7,665	295	7,960
						621,023		621,023
280,616,330	9,962,443	290,578,773	417,233,287	23,578,113	440,811,400	454,873,170	22,822,489	477,695,659
462,511	69,832	532,343	505,066	122,186	627,252	300,112	12,768	312,880
(c)	(c)	(c)	(c)	(c)	(c)	324		324
247,752	6,313	254,065	493,027	742	493,769	709,246	600	709,846
12,808		12,808	33,153	199	33,352	68,551		68,551
719,918	576	720,494	751,436		751,436	1,071,805		1,071,805
68,549		68,549	97,916		97,916	332,952		332,952
238,911	54	238,965	103,935		103,935	40,441		40,441
375,635,332	13,544,102	389,179,434	651,132,513	30,010,349	681,142,862	611,284,017	31,085,150	642,369,167
1,151,375,768	27,835,332	1,179,211,100	1,540,027,788	46,142,004	1,586,169,792	1,216,443,806	52,321,479	1,268,765,285

10 GEORGE V, A. 1920

No. 12—AGGREGATE Trade of Canada with the following
(Excluding Coin)

	Countries.	1915.			1916.		
		Imports for Consumption.	Exports of Canadian Produce.	Totals.	Imports for Consumption.	Exports of Canadian Produce.	Totals.
		\$	\$	\$	\$	\$	\$
<i>British Empire.</i>							
1	United Kingdom.....	90,157,161	186,668,554	276,825,715	77,404,361	451,852,399	529,256,760
2	Aden.....	17,968	9,011	26,982	4,857	13,740	18,597
<i>Africa—</i>							
3	British East.....	23,516	59,838	83,354	3,252	76,681	79,933
4	British South.....	314,887	4,585,791	4,900,678	175,879	5,456,201	5,632,080
5	British West.....	40,927	40,927	40,927	50	128,508	128,558
6	Bermuda.....	23,923	377,712	381,635	28,951	435,615	464,566
7	British China.....						
<i>British East Indies—</i>							
8	Ceylon.....	(a)	(a)	(a)	(a)	(a)	(a)
9	India.....	4,433,847	415,105	4,848,952	4,732,772	904,889	5,647,661
10	Straits Settlements.....	773,716	245,355	1,021,071	254,622	281,734	536,356
11	Other British East Indies.....	1,637,985	23,905	1,661,890	1,793,067	44,217	1,837,284
12	British Guiana.....	2,993,534	675,660	3,669,194	5,636,630	1,207,134	6,843,764
13	British Honduras.....	497,786	9,450	507,236	476,601	3,355	479,956
<i>British West Indies—</i>							
14	Barbados.....						
15	Jamaica.....						
16	Trinidad and Tobago.....	6,163,296	4,333,095	10,496,391	6,257,963	4,115,872	10,373,835
17	Other British West Indies.....						
18	Egypt and Sudan.....	(b)	(b)	(b)	6,512	39,493	46,005
19	Falkland Islands.....						
20	Gibraltar.....	150	210,303	210,453		1,073,156	1,073,156
21	Hong Kong.....	1,248,575	653,838	1,902,413	1,247,529	779,358	2,026,887
22	Malta.....	949	23,313	24,262	480	35,136	35,616
23	Newfoundland.....	1,242,800	3,976,160	5,218,960	1,576,615	4,820,395	6,397,010
<i>Oceania</i>							
24	Australia.....	412,295	5,522,594	5,934,799	1,062,752	7,748,051	8,810,803
25	Fiji.....	1,780,368	112,355	1,892,723	1,262,718	196,398	1,459,026
26	New Zealand.....	3,908,616	2,619,556	6,528,172	3,310,334	3,307,404	6,617,738
27	Other Oceania.....	9,424	8,244	17,668	544	10,087	10,631
28	Other British Empire.....						
	Totals, British Empire.....	115,342,706	210,550,709	325,893,475	105,236,489	482,529,733	587,766,222
<i>Foreign Countries.</i>							
29	Abyssinia.....						
30	Argentine Republic.....	3,364,787	634,387	3,999,174	3,974,271	2,398,628	6,369,899
31	Austria-Hungary.....	642,182	220,654	862,836	3,156		3,156
32	Belgium.....	1,875,963	2,220,709	4,096,672	59,315	334,762	394,077
33	Belgian Congo.....	12,952		12,952			
34	Bolivia.....				250	2,383	2,633
35	Brazil.....	1,149,551	541,998	1,691,549	883,832	1,059,700	1,943,532
36	Bulgaria.....	1,725		1,725	5,875		5,875
<i>Central American States—</i>							
37	Costa Rica.....	15,479	36,045	51,524	48,709	28,338	77,047
38	Guatemala.....	92,149	27,295	119,444	70,447	17,798	88,245
39	Honduras.....		5,587	5,587		7,759	7,759
40	Nicaragua.....		1,618	1,618	439	3,311	3,750
41	Salvador.....	10,389	2,215	12,604	13,611	4,190	17,801
42	Chile.....	190	55,302	55,492	169,284	88,634	257,918
43	China.....	1,042,383	294,251	1,336,634	918,610	536,332	1,454,942
44	Colombia.....	182,082	24,027	206,109	137,470	32,259	169,729
45	Cuba.....	1,617,291	1,482,649	3,099,940	1,540,519	1,419,087	2,959,606
46	Denmark.....	44,344	529,690	574,034	45,849	111,432	157,281
47	Danish West Indies.....	115,469	13,536	129,005	58,351	7,537	65,888
48	Greenland, Iceland, etc.....	208	1,668	1,876	430	5,132	5,562
49	Ecuador.....	1,155	8,646	9,801	1,225	19,395	20,620
50	Egypt and Sudan.....	30,482	26,484	56,966	(d)	(d)	(d)
51	France.....	8,449,186	10,499,680	18,948,866	5,949,385	33,703,183	39,652,568
52	French Africa.....	8,361	4,170	12,531	474	12,536	13,010
53	French East Indies.....						
54	French Guiana.....		2,374	2,374		1,231	1,231
55	French Oceania.....		1,488	1,488		2,355	2,355
56	French West Indies.....		32,479	32,479		103,895	103,895
57	Madagascar.....	4,325		4,325			
58	St. Pierre and Miquelon.....	4,244	111,097	115,341	4,932	154,920	159,852
59	Germany.....	5,086,986	1,447,391	6,534,377	86,304		86,304
60	German Africa.....	113,305		113,305			
61	German Oceania.....		4,800	4,800			
62	Greece.....	417,911	87,485	505,396	338,836	222,330	561,166

SESSIONAL PAPER No. 10b

Countries during Fiscal Years ended March 31, 1915 to 1919.
and Bullion.)

1917.			1918.			1919.			
Imports for Consumption.	Exports of Canadian Produce.	Totals.	Imports for Consumption.	Exports of Canadian Produce.	Totals.	Imports for Consumption.	Exports of Canadian Produce.	Totals.	
\$	\$	\$	\$	\$	\$	\$	\$	\$	
107,096,584	742,147,537	849,244,121	81,321,283	845,480,069	926,804,352	73,035,118	549,750,977	613,786,095	1
9,102	6,769	15,871	1,318	2,285	3,603		11,612	11,612	2
68	25,799	25,867		51,232	51,232		76,758	76,758	3
221,476	4,447,802	4,669,278	553,362	5,065,658	5,619,020	1,300,259	11,992,135	13,292,394	4
	268,728	268,728	15,480	69,226	84,706	7,757	173,515	181,272	5
12,305	584,577	596,882	84,940	823,407	908,347	39,056	1,179,025	1,218,081	6
(a)	(a)	(a)	(a)	(a)	(a)	1,734,894	65,445	1,800,339	8
4,925,882	1,094,046	6,019,928	9,355,593	2,995,630	12,351,223	8,395,290	2,905,426	11,300,716	9
841,195	333,300	1,174,585	3,120,996	761,697	3,882,693	5,081,663	844,244	5,925,907	10
1,132,706	27,827	1,160,533	3,977,637	17,238	3,994,875	11,587	16,626	28,213	11
7,192,893	1,631,395	8,824,288	6,716,647	1,978,323	8,694,970	6,747,072	2,646,169	9,393,241	12
1,065,953	2,562	1,068,515	352,028	13,468	365,496	298,906	51,808	359,714	13
						5,148,827	2,069,177	7,218,004	14
14,239,005	5,163,278	19,402,283	10,550,559	6,838,563	17,389,113	1,481,638	2,379,564	3,861,202	15
						1,197,200	4,128,850	5,326,050	16
11,341	160,295	171,636	4,297	579,702	583,999	610,160	1,622,991	2,233,151	17
	110	110				16,073	924,932	941,005	18
	2,808,554	2,808,554		193	193		607,637	607,637	20
1,398,984	494,462	1,893,446	1,505,515	1,003,909	2,509,415	2,121,909	995,117	3,117,025	21
988	6,190	7,178	774	7,303	8,077	611	13,423	14,034	22
2,146,958	6,517,529	8,664,487	2,947,527	10,191,564	13,139,091	3,098,834	11,325,235	14,424,069	23
762,113	6,549,546	7,311,659	2,356,665	8,751,677	11,108,342	4,963,446	14,019,629	18,983,075	24
831,890	135,653	967,543	1,151,399	169,040	1,320,409	525,804	117,962	643,766	25
2,242,515	3,302,240	5,544,755	3,735,559	4,089,823	7,825,382	7,855,436	6,227,892	14,083,328	26
961	12,157	13,118	831	5,367	6,198		13,641	13,641	27
									28
144,132,919	775,740,446	919,873,365	128,055,371	888,895,275	1,016,950,646	123,671,540	605,159,789	728,831,329	
6,054		6,054							29
2,702,071	1,673,575	4,375,646	984,955	1,203,142	2,188,097	1,139,267	4,603,130	5,742,397	30
1,390		1,390	75		75				31
14,896	664,722	679,618	12,973	4,909,453	4,922,426	6,270	950,318	956,588	32
75	54	129	16,799	1,763	18,558	17,517	5,643	23,160	33
	19,367	19,367		113,549	113,549		59,622	59,622	34
1,062,485	1,028,163	2,090,648	990,777	974,368	1,965,145	1,156,332	4,088,534	5,244,866	35
									36
55,566	30,192	85,758	91,304	13,620	104,924	56,810	14,078	70,888	37
189,977	22,980	212,957	172,883	20,392	193,275	216,101	93,951	310,052	38
	15,544	15,544		6,733	6,733		27,699	27,699	39
93,343	4,699	98,042	161,287	5,192	166,479	66,602	16,817	83,419	40
12,464	6,214	18,678	32,900	10,365	43,265	53,964	23,154	77,118	41
198,357	508,177	706,534	478,378	314,384	792,762	1,059,557	2,321,329	3,380,886	42
1,128,342	408,002	1,536,344	1,339,890	1,954,055	3,293,945	1,954,466	2,856,933	4,811,399	43
184,957	66,826	251,783	187,306	12,463	199,769	158,202	44,510	202,742	44
610,807	2,967,653	3,578,460	1,085,547	4,015,949	5,101,487	3,040,953	5,035,975	8,076,928	45
30,460	111,044	141,504	14,388	39,230	53,618	41,252	42,039	82,291	46
107	24,910	25,017		11,010	11,010	(c)	(c)	(c)	47
564		564	3,433	18,337	21,770	988	12,808	13,796	48
4,532	12,241	16,773	2,835	13,672	16,507	284	53,102	53,386	49
(d)	(d)	(d)	(d)	(d)	(d)	(d)	(d)	(d)	50
6,480,476	64,039,192	70,519,668	5,274,064	201,526,297	206,800,361	3,632,000	96,103,142	99,736,042	51
140	8,744	8,884	997	795	1,792		72,815	72,815	52
							13,631	13,631	53
	231	231	1,598	1,033	2,631	4,186	12,512	16,698	54
	815	815		7,438	7,438		2,299	2,299	55
	187,093	187,093	187	163,117	163,304		160,788	160,788	56
							3,060	3,060	57
5,362	187,661	193,023	3,509	345,303	348,812	7,092	523,488	530,580	58
14,132		14,132	27,181		27,181	75		75	59
									60
160,472	19,309	179,781	20,296	4,262	24,558	33	16,902	16,935	62

10 GEORGE V, A. 1920

No. 12—AGGREGATE Trade of Canada with the following
(Excluding Coin)

Countries.	1915.			1916.		
	Imports for Consumption.	Exports of Canadian Produce.	Totals.	Imports for Consumption.	Exports of Canadian Produce.	Totals.
<i>Foreign Countries—Con.</i>	\$	\$	\$	\$	\$	\$
63 Hayti.....		4,295	4,295		2,119	2,119
64 Italy.....	1,472,799	524,802	1,994,601	920,271	6,572,687	7,492,958
65 Japan.....	2,783,465	963,631	3,747,096	4,015,125	996,575	5,011,706
66 Korea.....	75	1,712	1,787	45	605	650
67 Liberia.....		63	63			
68 Mexico.....	1,220,977	18,551	1,248,528	623,281	72,819	696,100
69 Montenegro.....					49,024	49,024
70 Morocco.....	89		89	1,699		1,699
71 Netherlands.....	1,760,256	1,623,465	3,392,661	1,057,733	1,815,950	2,873,683
72 Dutch East Indies.....	197,742	25,927	223,669	169,169	272,710	441,879
73 Dutch Guiana.....	186,376	49,453	236,829	372,248	49,574	421,822
74 Dutch West Indies.....		6,715	6,715		7,701	7,701
75 Norway.....	385,647	1,090,715	1,386,362	279,091	458,530	737,621
76 Panama.....		125,630	125,630		153,556	153,556
77 Paraguay.....						
78 Persia.....	6,524		6,524	3,789		3,789
79 Peru.....	1,494,046	13,141	1,507,187	1,162,403	47,182	1,209,585
80 Portugal.....	215,608	25,206	240,814	207,634	56,726	264,360
81 Azores and Madeira Islands.....	1,865	6,279	8,144	4,303	17,833	22,136
82 Portuguese Africa.....		79,611	79,611		58,349	58,349
83 Roumania.....	7,145	3,150	10,295			
84 Russia.....	105,455	1,270,941	1,376,396	123,904	4,874,152	4,998,056
85 San Domingo.....	3,193,796	3,938	3,197,734	4,020,491	12,919	4,033,410
86 Serbia.....	149	8	148		12,475	12,475
87 Siam.....	12,672	16,322	28,994	20,651	22,486	53,137
88 Spain.....	977,448	243,001	1,220,449	617,025	634,977	1,252,002
89 Canary Islands.....		29,841	29,841		24,559	24,559
90 Spanish Africa.....					39	39
91 Sweden.....	545,835	172,796	718,631	162,671	53,440	216,111
92 Switzerland.....	3,979,256	11,853	3,991,109	3,525,117	224,532	3,749,652
93 Turkey.....	323,227	3,979	327,206	42,248		42,248
94 United States.....	296,632,506	173,329,216	469,962,722	370,496,574	201,106,488	571,603,062
95 Alaska.....	38,292	297,282	335,574	6,360	331,558	337,918
96 American Virgin Islands.....	(c)	(c)	(c)	(e)	(e)	(e)
97 Guam, etc.....						
98 Hawaii.....	32,655	70,591	103,246	22,107	35,756	57,863
99 Philippine Islands.....	6,201	41,574	47,778	12,359	7,323	19,682
100 Porto Rico.....		468,698	468,698	3	699,460	699,463
101 Uruguay.....	12,781	52,820	65,601	280,437	33,101	313,538
102 Venezuela.....	209,626	56,196	265,822	115,358	98,567	213,925
103 Other Foreign Countries.....						
Totals, Foreign Countries.....	340,103,696	198,868,067	538,971,673	402,580,670	259,080,905	661,661,575
Total Trade.....	455,146,312	409,418,836	864,865,148	507,817,159	741,610,638	1,249,427,797

(a) Ceylon included with "Other British East Indies" prior to 1919.

(b) Egypt and Sudan shown as Foreign Countries prior to 1916.

(c) Danish West Indies shown as "American Virgin Islands" subsequent to 1918.

(d) Egyptian Islands shown as British Possessions subsequent to 1915.

(e) American Virgin Islands shown as "Danish West Indies" prior to 1919.

SESSIONAL PAPER No. 10b

Countries during Fiscal Years ended March 31, 1915 to 1919—*Concluded.*
and Bullion)

1917.			1918.			1919.		
Imports for Consumption.	Exports of Canadian Produce.	Totals.	Imports for Consumption.	Exports of Canadian Produce.	Totals.	Imports for Consumption.	Exports of Canadian Produce.	Totals.
\$	\$	\$	\$	\$	\$	\$	\$	\$
	6,365	6,365		1,741	1,741	90,766	2,158	92,924
1,227,007	11,226,051	12,453,058	771,187	3,336,059	4,107,246	555,112	13,181,514	13,736,626
8,122,735	1,205,067	9,327,802	12,255,319	4,861,244	17,116,563	13,618,122	12,245,439	25,863,561
	106,850	106,850		366	366		228,805	228,805
	310	310						
677,551	70,330	747,881	664,730	482,428	1,147,218	584,047	568,943	1,152,990
2,647	4,634	7,281	548	548	548	26,096	26,096	26,096
1,234,993	1,561,489	2,796,483	1,054,176	2,462,574	3,516,750	495,409	198,985	694,394
620,188	332,785	952,973	2,831,642	344,196	3,175,838	3,334,746	936,575	4,331,321
4,549	71,411	75,960	293,473	105,453	398,926	117,732	65,671	183,403
	20,373	20,373		7,131	7,131		10,145	10,145
325,239	964,352	1,289,591	141,058	173,491	314,549	25,785	1,149,123	1,174,908
	271,022	271,022		70,631	70,631		165,700	165,700
	88	88					655	655
33,617	475	34,092	36,963	36,963	36,963	8,949	22,802	31,751
1,653,290	246,791	1,900,081	2,362,243	99,377	2,461,620	2,580,813	287,022	2,867,835
260,094	209,689	469,783	235,420	14,878	250,298	111,689	367,446	479,135
20,452	33,441	53,893	10,628	16,096	26,724	7,828	77	7,905
	15,593	15,593		4,423	4,423		9,448	9,448
24,140	3,755,569	3,779,709	8,477	4,008,475	4,016,952	83,888	6,164,658	6,248,546
3,888,807	39,827	3,928,634	6,615,961	45,087	6,661,048	4,728,732	39,663	4,768,395
							47,013	47,013
17,764	22,154	39,918	61,594	54,780	116,374	52,493	66,886	119,379
909,546	326,179	1,235,725	808,807	98,256	907,063	697,643	231,005	928,728
	79,966	79,966		22,577	22,577		9,280	9,280
99,838	18,215	118,053	110,172	15,596	125,768	178,855	19,220	198,075
4,499,321	672,598	5,171,920	3,146,482	3,921	3,150,403	1,789,812	7,665	1,788,477
	243	243					621,023	621,023
664,219,653	289,616,330	944,835,983	791,906,125	417,233,287	1,209,139,412	746,920,651	454,873,170	1,201,793,824
19,572	462,511	482,083	10,374	505,066	515,440	52,787	300,112	352,899
(e)	(e)	(e)	(e)	(e)	(e)		324	324
55,697	247,752	303,449	30,849	493,927	523,867	3,467,856	709,246	4,177,102
49,324	12,808	62,132	23,329	33,153	56,482	169,806	68,551	238,357
5,388	719,918	725,306	136	751,436	751,572	2,488	1,071,895	1,074,383
146,619	68,549	215,168	59,481	97,919	148,397	3,28,687	332,952	661,639
157,084	238,911	395,995	301,292	103,935	405,227	149,153	10,441	189,596
								103
701,223,387	375,635,322	1,076,858,709	834,488,375	651,132,513	1,485,620,888	792,737,795	611,284,017	1,404,041,812
843,356,306	1,151,375,768	1,996,732,074	962,543,746	1,540,027,788	2,502,571,534	916,429,335	1,216,443,806	2,132,873,141

10 GEORGE V, A. 1920

No. 13—Imports of Coin and Bullion from the following

Countries.	1915.			1916.		
	Dutiable.	Free.	Totals.	Dutiable.	Free.	Totals.
<i>British Empire.</i>	\$	\$	\$	\$	\$	\$
1 United Kingdom.....		2,662	2,662		2,704,434	2,704,434
2 Australia.....					2,360,333	2,360,333
3 Bermuda.....					465	465
4 British West Indies.....					794	794
5 Hong Kong.....						
6 Newfoundland.....		2,360	2,360		1,169	1,169
7 New Zealand.....					973,333	973,333
8 Other British Empire.....						
Totals, British Empire.....		5,022	5,022		6,040,528	6,040,528
<i>Foreign Countries.</i>						
9 France.....					85	85
10 Hawaii.....					390	390
11 St. Pierre and Miquelon.....						
12 United States.....		131,984,421	131,984,421		28,197,146	28,197,146
13 Alaska.....		3,549	3,549		22,053	22,053
14 Other Foreign Countries.....						
Totals, Foreign Countries.....		131,987,970	131,987,970		28,219,674	28,219,674
Total Imports.....		131,992,992	131,992,992		34,260,202	34,260,202

SESSIONAL PAPER No. 10b

Countries during Fiscal Years ending March 31, 1915 to 1919.

1917.			1918.			1919.			
Dutiable.	Free.	Totals.	Dutiable.	Free.	Totals.	Dutiable.	Free.	Totals.	
§	§	§	§	§	§	§	§	§	
.....	14,666,630	14,666,630	531	531	1
.....	465	465	350	350	2
.....	590	590	100	100	3
.....	850	850	68,142	68,142	4
.....	100	100	5
.....	6
.....	7
.....	8
.....	14,668,535	14,668,535	69,223	69,223	9
.....	10
.....	622	622	11
.....	12
.....	13,411,963	13,411,963	12,209,950	12,209,950	13
.....	14
.....	13,412,585	13,412,585	12,209,950	12,209,950	15
.....	28,081,120	28,081,120	12,279,173	12,279,173	16

10 GEORGE V, A. 1920

No. 14—Exports of Coin and Bullion to the following Coun-

Countries.	1915.			1916.		
	Canadian Produce.	Foreign Produce.	Totals.	Canadian Produce.	Foreign Produce.	Totals.
<i>British Empire.</i>	%	%	%	\$	\$	\$
1 United Kingdom	45	1,100	1,145			
2 Bermuda						
3 British India						
4 Hong Kong	40		40	200	3,500	3,700
5 Newfoundland		288,713	288,713		4,114	4,114
6 Other British Empire						
Totals, British Empire	85	289,813	289,898	200	7,614	7,814
<i>Foreign Countries.</i>						
7 China						
8 France						
9 United States	582	29,065,888	29,066,470	115	103,555,793	103,555,818
10 Alaska		10,000	10,000		8,800	8,800
11 Other Foreign Countries						
Totals, Foreign Countries	582	29,075,888	29,076,470	115	103,564,593	103,564,618
Total Exports	667	29,365,701	29,366,368	315	103,572,117	103,572,432

SESSIONAL PAPER No. 10b

tries during Fiscal Years ended March 31, 1915 to 1919.

1917.			1918.			1919.			
Canadian Produce.	Foreign Produce.	Totals.	Canadian Produce.	Foreign Produce.	Totals.	Canadian Produce.	Foreign Produce.	Totals.	
\$	\$	\$	\$	\$	\$	\$	\$	\$	
18		18							1
1,057		1,057							2
	109,996	109,996	100	345,000	345,000				3
84,860	17,500	102,360	289,378	220,724	220,824				4
				20,244	309,622				5
									6
85,935	127,496	213,431	289,478	585,968	875,446				
			290	35,458	35,748				7
	810	810							8
152	196,291,765	196,291,917	513	2,573,426	2,573,939				9
	40,890	40,890		6,270	6,270				10
									11
152	196,333,465	196,333,617	803	2,615,154	2,615,957				
86,087	196,460,961	196,547,048	290,281	3,201,122	3,491,403				

No. 15—Dutiable Imports Entered for Consumption into Canada, by Countries, with Duty Collected thereon under General, Preferential and Treaty Tariffs, during Fiscal Years ended March 31, 1916 to 1919.

Countries.	1916.			1917.			1918.			1919.		
	General Tariff.	Preferential Tariff.	Treaty Tariff.	General Tariff.	Preferential Tariff.	Treaty Tariff.	General Tariff.	Preferential Tariff.	Treaty Tariff.	General Tariff.	Preferential Tariff.	Treaty Tariff.
United Kingdom.....	\$ 4,913,221	\$ 44,561,924	\$ 2,533,930	\$ 5,138,884	\$ 65,256,505	\$ 5,109,543	\$ 4,836,057	\$ 59,064,839	\$ 2,546,274	\$ 2,876,177	\$ 45,717,739	\$ 1,414,092
Africa.....	3,252	7,330	1,954	16,680	58	7,581	7,649	3,110
British East Indies—Ceylon.....	32,151	524	165,807	295	308,159	18,547	337,523	1,206
India.....	99,646	2,272,677	181,975	3,607,934	955,142	3,155,057	343,036	112,676
Straits Settlements.....	12,779	192,159	24,059	291,663	24,778	313,521	65	2,593,837	4,828,476
Other.....	15,621	53,822	19,748	81,318	79,330	68,298	86,416	384,363
British Guiana.....	65,236	5,506,437	134,919	7,033,066	19,684	6,688,517	42,933	6,687,312
British West Indies—Barbados.....	16,400	1,913,644
Jamaica.....	159,971	4,463,552	3	106,083	11,591,021	5	163,533	7,432,494	65,478	1,148,180	6
Trinidad.....	134,502	346,036
Other.....	40,445	182,019	40,445	555,804
Hong Kong.....	458,541	1,202,718	15,512	578,379	831,800	9,588	798,328	1,150,964	4,092	1,114,782
Newfoundland.....	796,971	1,006,270	10	954,287	908,678
New Zealand.....	13,518	337,962	4,557	102,596	23,245	298,841	131,306	1,293,492
Other British Empire.....	11,496	21,225	732	10,726	9,869	495	7,309	2,671	406
Totals, British Empire.....	6,579,457	58,718,512	2,549,989	7,371,165	88,792,793	5,120,233	8,450,377	69,701,282	2,569,983	8,735,763	63,173,249	1,415,715
Austria-Hungary.....	2,718	305	1,301	29	75	553	707
Belgium.....	32,719	13,694	13,694	6,099	2,104	968	2,524,365	1,880,156	1,501,667
France.....	2,112,947	2,810,256	2,987,433	3,405,094	2,314,109
Germany.....	41,126	11,212	21,606	74
Italy.....	581,253	48,831	765,316	105,413	475,288	52,248	320,185	29,562
Japan.....	815,983	1,361,963	3,295,255	2,798,710	5,314,942	4,406,581	1,277,490	7,372,380
Netherlands.....	772,148	1,095,154	5,195	814,326	380,725	380,725	2,409
Norway.....	73,882	9,975	31,303	69,780	5,678	4,591	1,379
Sweden.....	272,702	196,748	498,080	421,596	571,284	31,779	557,286	42,749
Switzerland.....	107,469	256,579	55,907	2,753	96,907	145,214	75,767	1,574
United States.....	761,117	2,710,184	1,198,703	3,237,557	935,612	2,064,949	829,388	794,251
Alaska.....	199,466,065	332,030,327	429,298,785	416,527,587
.....	4,731	10,091	10,294

SESSIONAL PAPER No. 10b

Other Foreign Countries.....	9,080,524	2,748	9,021,623	2,922	12,705,735	3,711	18,558,549	15,854
Totals, Foreign Countries.....	214,162,454	7,356,055	350,264,298	10,126,210	452,924,571	9,295,309	443,395,088	9,761,805
Total dutiable imports entered for consumption.....	229,741,941	58,718,542	357,635,403	15,395,443	460,774,948	11,865,292	63,173,249	11,177,529
	289,396,527	461,733,699	542,341,522					
							526,481,620	
DUTY COLLECTED.								
British Empire—								
United Kingdom.....	4,691,649	9,526,975	564,235	14,012,697	2,916,598	10,533,685	576,761	326,661
Africa—British East.....	416	777	497	1,676	67	758	1,339	314
British South.....	101					139		
British West.....	9,178		131		34,100		4,621	298
Australia.....								
British East Indies—Ceylon.....	12,652	175,980	19,829	274,890	99,750	238,736	56,979	56,979
India.....	2,655	34,999	5,821	42,821	4,483	50,377	325,087	365,436
Straits Sett.....	1,077	24,479	6,230	39,291	20,046	39,173	19,882	52,109
Other.....	269,446	1,633,225	208,042	1,743,547	79,296	1,485,229	60	87
British Guiana.....							1,331,343	
British West Indies—Barbados.....	125,556	1,259,070	1	2,799,604	215,949	1,643,267	12,025	427,681
Jamaica.....							145,352	268,469
Trinidad.....							11,960	78,577
Other.....	229,033	435,565	4,291	243,916	281,034	300,363	7,149	146,698
Fiji.....	68,346		83,787		73,980		255,160	
Hong Kong.....	2,558	36,939	17,281	12,468	4,486	31,251	21,231	158,511
Newfoundland.....							12,344	
New Zealand.....								117
Other British Empire.....	5,422,293	13,148,018	568,628	19,169,970	3,739,351	14,374,596	582,758	327,079
Totals, British Empire.....	10,033	76	738	1,132,520	26		2,336,514	
Austria-Hungary.....	1,436,313	3,261	1,167,766	741,852	48		206	
Belgium.....	18,319	616,707	3,338		940,892		685,046	
Germany.....	169,008	14,771	203,016	30,364	6,498		39	
Italy.....	227,434	315,537	1,027,039	652,592	1,382,086		573,425	355,849
Netherlands.....	1,818,161	2,357	1,153,596	1,239	593,274		60	
Norway.....	23,757	44,051	11,550	46,868	15,689		15,382	7,567
Spain.....	57,270	84,243	84,117	84,117	138,658		1,095,444	1,617,743
Sweden.....	25,821	9,314	73,589	704	163,798		1,529	659
Switzerland.....	173,041	233,654	671,143		121,506		1,308	306
United States.....	49,908,889	561,002	75,516,314	88,016,759	163,798		33,057	10,690
Alaska.....	1,388	1,717	1,906		1,906		13,699	399
Other Foreign Countries.....	3,582,968	714	2,759,334	700	3,592,406		87,079,923	175,535
Totals, Foreign Countries.....	57,449,624	1,633,287	82,213,749	2,229,986	95,015,846		5,827,454	3,931
Totals, Foreign Countries.....	62,871,817	13,148,018	86,633,703	3,362,512	98,755,197		95,025,012	2,173,679
Total duty collected.....	178,221,750	199,166,185	1109,166,185				97,361,236	2,499,758
							112,453,710	

*Included with "Other British East Indies." (These totals do not include War Tax or other special duties)

10 GEORGE V, A. 1920

No. 16—STATEMENT showing by Countries the Amount of Merchandise other than of United States Origin Imported into Canada *via* the United States during the Fiscal Years ended March 31, 1915 to 1919.

Countries whence Imported.	Fiscal Years ended March 31—				
	1915.	1916.	1917.	1918.	1919.
	\$	\$	\$	\$	\$
<i>British Empire.</i>					
United Kingdom	4,853,119	3,521,227	4,860,440	3,519,914	2,769,239
Aden			3,514		
Africa—					
British East	13,068	3,252			
British South	280,367	154,242	47,485	61,111	649,080
British West				10,558	
Bermuda	3,183	666	2,925	1,399	
British China					
British East Indies—					
British India	1,257,848	1,142,660	2,122,253	3,168,885	4,238,246
Ceylon	(a)	(a)	(a)	(a)	353,182
Straits Settlements	67,440	163,698	94,122	374,827	246,266
Other British East Indies	960,383	941,834	560,317	1,243,133	
British Guiana	735,390	1,689,949	2,654,993	2,036,436	3,079,331
British Honduras	79,596	288,317	762,494	82,541	222,401
British West Indies	784,811	1,784,134	4,666,183	3,243,506	1,558,932
Egypt and Sudan	(b)	2,783		1,643	8,772
Falkland Islands					
Gibraltar					
Hong Kong	9,600	72,295	53,460	209,158	77,158
Malta					
Newfoundland		688			18,112
Oceania—					
Australia	16,790	5,039		65,123	344,452
Fiji					
New Zealand	95,520	6,284	4,210		122,674
Other Oceania					
Other British Empire					
Totals, British Empire	9,157,115	9,777,068	15,832,396	14,018,234	13,687,845
<i>Foreign Countries.</i>					
Abyssinia			6,054		
Argentine Republic	1,500,270	2,038,920	1,612,672	609,985	387,460
Austria-Hungary	28,835	570			
Belgium	134,711	35,018	10,961	5,944	
Belgian Congo					
Bolivia					
Brazil	631,306	467,684	650,405	589,500	320,808
Bulgaria		5,875			
Central American States—					
Costa Rica	1,080	15,976	37,189	40,528	14,800
Guatemala	8,212	20,310	22,522	70,884	97,848
Honduras					
Nicaragua			7,355	62,315	15,159
Salvador		10,631	10,319	13,374	12,066
Chile	190				
China	534,678	365,968	162,914	280,704	103,740
Colombia	96,980	60,693	61,335	184,104	53,976
Cuba	372,421	218,213	591,649	1,473,797	980,380
Denmark	10,448	29,689	7,985	2,119	3,049
Danish West Indies	69	58,236			(c)
Greenland, Iceland, etc.					
Ecuador		622	2,597		1,789
Egypt and Sudan	19,526	(d)	(d)	(d)	(d)
France	672,859	408,803	502,456	733,570	887,714
French Africa	7,155				
French East Indies					
French Guiana					
French Oceania					
French West Indies					
Madagascar					
St. Pierre and Miquelon					
Germany	818,240	5,263	78	2,517	
German Africa	105,040				
German Oceania					
Greece	96,403	107,739	61,461	20,291	7,937
Haiti					97,881
Italy	555,965	481,905	576,812	415,918	301,506
Japan	130,996	146,768	175,599	929,253	527,405
Korea					

SESSIONAL PAPER No. 10b

No. 16—STATEMENT showing, by Countries, the Amount of Merchandise other than of United States Origin Imported into Canada via the United States, etc.—*Concluded.*

Countries whence Imported.	Fiscal Years ended March 31—				
	1915	1916	1917	1918	1919
<i>Foreign Countries—Con.</i>	\$	\$	\$	\$	\$
Liberia.....					
Mexico.....	206,554	156,928	491,475	384,916	469,107
Montenegro.....					
Morocco.....					
Netherlands.....	329,382	292,459	844,944	138,862	8,848
Dutch East Indies.....	37,300	53,847	10,198	833,795	1,042,190
Dutch Guiana.....	68,809	307,144	4,548		
Dutch West Indies.....					14,242
Norway.....	33,567	24,101	49,840	83,610	
Panama.....					
Paraguay.....					
Persia.....	758	1,161			
Peru.....		190,459	325,725	757,116	5,540
Portugal.....	29,069	63,310	76,465	82,089	61,416
Azores and Madeira Islands.....					
Portuguese Africa.....					
Roumania.....	90				
Russia.....	26,104				1,786
San Domingo.....	524,694	1,345,908	1,353,891	2,869,318	1,863,622
Serbia.....					48,248
Siam.....					
Spain.....	147,929	116,076	195,389	364,339	799,728
Canary Islands.....					
Spanish Africa.....					
Sweden.....	155,861	71,560	96,981	37,707	109,190
Switzerland.....	173,926	128,627	285,335	279,851	378,787
Turkey.....	128,802	2,316			
United States.....					
Alaska.....					
American Virgin Islands.....					
Guam, etc.....	620				
Hawaii.....	762		48		53,399
Philippine Islands.....				1,209	2,775
Porto Rico.....					
Uruguay.....	6,152	189,228	16,447	42,442	554,214
Venezuela.....	45,566	66,829	146,623	212,889	73,590
Other Foreign Countries.....					
Totals, Foreign Countries.....	7,638,338	8,388,836	8,377,373	11,529,056	9,300,200
Total Imports.....	16,795,453	18,165,904	24,209,769	25,547,200	22,988,045

(a) Ceylon included with "Other British East Indies" prior to 1919.

(b) Egypt and Sudan shown as Foreign Countries prior to 1916.

(c) Danish West Indies shown as "American Virgin Islands", subsequent to 1918.

(d) Egypt and Sudan shown as British Possessions subsequent to 1915.

(e) American Virgin Islands shown as "Danish West Indies" prior to 1919.

No. 17—STATEMENT showing, by Countries, the Amount of Merchandise
Exported from Canada *via* the United States during the
Fiscal Years ended March 31, 1915 to 1919.

Countries to which Exported.	Fiscal Years ended March 31—				
	1915	1916	1917	1918	1919
	\$	\$	\$	\$	\$
<i>British Empire.</i>					
United Kingdom.....	60,433,803	160,343,386	197,035,363	255,056,540	85,086,398
Aden.....	9,014	13,740	6,667	2,285	11,532
Africa—					
British East.....	55,286	76,639	25,762	38,223	23,520
British South.....	400,490	837,933	779,325	1,464,526	5,954,036
British West.....	36,738	128,598	267,078	69,005	160,584
Bermuda.....	21,622	43,074	45,036	33,716	67,512
British China.....					
British East Indies—					
British India.....	289,373	879,912	690,594	380,648	2,568,784
Ceylon.....	(a)	(a)	(a)	(a)	65,103
Straits Settlements.....	98,781	160,293	232,002	405,250	531,541
Other British East Indies.....	19,262	44,217	22,107	15,861	495
British Guiana.....	103,576	152,381	150,983	265,109	627,494
British Honduras.....	9,450	3,355	2,562	13,028	51,685
British West Indies.....	1,346,956	1,076,697	1,065,204	2,111,282	246,520
Barbados.....					1,477,927
Jamaica.....					2,121,328
Trinidad and Tobago.....					384,013
Other British West Indies.....					916,853
Egypt and Sudan.....	(b)	31,375	153,203	344,488	2,693
Falkland Islands.....			110		2,693
Gibraltar.....	40,703	109,902		156	266,250
Hong Kong.....	1,285	18,289	22,198	7,926	12,570
Malta.....	15,407	24,362		48	41,948
Newfoundland.....	85,659	143,744	16,633	8,608	
Oceania—					
Australia.....	1,322,414	3,005,318	2,841,511	3,716,805	6,714,138
Fiji.....	678	1,749		18	227
New Zealand.....	260,815	726,347	719,972	1,302,742	2,332,271
Other Oceania.....					562
Other British Empire.....					
Totals, British Empire.....	61,551,312	167,821,251	204,076,340	265,236,264	109,669,017
<i>Foreign Countries.</i>					
Abyssinia.....					
Argentine Republic.....	328,489	1,832,485	1,232,807	1,200,117	3,553,449
Austria-Hungary.....	34,658				231,392
Belgium.....	67,860	267,579	336,709	2,418,311	2,976
Belgian Congo.....			51	508	59,245
Bolivia.....		2,383	18,737	13,159	1,400,631
Brazil.....	258,041	803,670	551,220	721,257	
Bulgaria.....					
Central American States—					
Costa Rica.....	34,187	27,433	27,496	7,572	93,659
Guatemala.....	27,295	17,595	22,177	20,392	27,636
Honduras.....	5,587	7,759	15,541	6,733	16,718
Nicaragua.....	1,268	1,503	3,665	4,749	22,835
Salvador.....	2,215	4,190	6,214	9,695	2,241,370
Chile.....	43,653	70,094	131,682	197,734	372,390
China.....	9,054	54,376	47,833	68,832	43,259
Colombia.....	23,785	30,661	64,926	11,751	2,970,719
Cuba.....	465,028	456,880	1,415,815	1,407,661	42,039
Denmark.....	391,054	93,387	100,631	33,411	
Danish West Indies.....	13,549	7,314	21,076	3,902	(e)
Greenland, Iceland, etc.....	1,518	39		63	5,012
Ecuador.....	6,911	6,032	10,988	7,523	33,271
Egypt and Sudan.....	6,910	(d)	(d)	(d)	(d)
France.....	3,059,963	12,642,300	18,385,598	16,539,278	11,914,738
French Africa.....	4,170	12,536	5,524	209	72,315
French East Indies.....					13,631
French Guiana.....	2,202	755		130	4,598
French Oceania.....		2,355			1,970
French West Indies.....	32,479	103,676	92,996	138,288	67,692
Madagascar.....					3,060
St. Pierre and Miquelon.....					72
Germany.....	505,597				
German Africa.....					

SESSIONAL PAPER No. 10b

No. 17—STATEMENT showing, by Countries, the amount of Merchandise Exported from Canada *via* the United States, etc.—*Concluded.*

Countries to which Exported.	Fiscal Years ended March 31—				
	1915.	1916.	1917.	1918.	1919.
<i>Foreign Countries—Con.</i>	\$	\$	\$	\$	\$
German Oceania.....					
Greece.....	54,469	12,869	14,665	4,262	16,902
Hayti.....	3,815	1,420	6,365	1,741	2,158
Italy.....	507,199	6,123,240	5,398,556	1,500,601	7,216,908
Japan.....	114,962	218,164	155,790	378,834	7,774,195
Korea.....	75		30	366	2,008
Liberia.....	63		310		
Mexico.....	16,306	58,510	69,166	476,529	431,207
Montenegro.....					
Morocco.....			4,634		24,020
Netherlands.....	807,386	794,794	905,961	308,911	34,500
Dutch East Indies.....	9,660	251,513	276,757	287,888	985,208
Dutch Guiana.....	32,958	34,117	1,593	7,345	563
Dutch West Indies.....	6,715	7,399	19,666	6,917	10,145
Norway.....	856,890	457,222	953,080	160,914	566,730
Panama.....	100,517	127,173	90,626	63,690	100,071
Paraguay.....			88		655
Persia.....			475		22,802
Peru.....	12,506	11,288	24,598	49,984	136,931
Portugal.....	6,688	32,272	15,106	14,713	184,797
Azores and Madeira Islands.....	27	103	57		
Portuguese Africa.....	48,603	46,362	7,958	1,627	4,097
Roumania.....	3,150				
Russia.....	121,673	1,937,723	2,335,777	883,213	241,967
San Domingo.....	2,791	10,018	33,325	32,012	39,204
Serbia.....		550			
Siam.....	4,026	20,977	3,017	36,986	31,858
Spain.....	46,647	617,973	282,954	97,995	229,757
Canary Islands.....	16,465	15	2,940		93
Spanish Africa.....		39			
Sweden.....	111,053	53,440	18,175	7,941	12,020
Switzerland.....	9,740	3,854	22,637	3,781	7,624
Turkey.....	1,757				430,073
United States.....					
Alaska.....					
American Virgin Islands.....	(e)	(e)	(e)	(e)	324
Guam, etc.....					
Hawaii.....	3,049	17,252	219,585	243,869	306,513
Philippine Islands.....	828		1,216	304	13,420
Porto Rico.....	251,601	281,826	312,533	228,414	585,720
Uruguay.....	19,338	33,101	68,311	96,465	92,990
Venezuela.....	54,058	90,916	235,882	96,088	33,221
Other Foreign Countries.....					
Totals, Foreign Countries.....	8,580,518	27,689,132	34,063,435	27,802,575	42,442,498
Total Exports.....	73,131,830	195,510,383	238,139,775	293,038,839	152,111,515

(a) Ceylon included with "Other British East Indies" prior to 1919.

(b) Egypt and Sudan shown as Foreign Countries prior to 1916.

(c) Danish West Indies shown as "American Virgin Islands" subsequent to 1918.

(d) Egypt and Sudan shown as British Possessions subsequent to 1915.

(e) American Virgin Islands shown as "Danish West Indies" prior to 1919.

EXPLANATORY NOTES.

In this report, throughout, the term "Imports" means "Imports for Consumption."

The term "Entered for Consumption" is the technical term in use at the custom-house, and does not imply that the goods have been actually consumed in Canada, but that they have passed into the possession of the importer and that duty has been paid on that portion liable for duty.

The value given for goods imported is the fair market value thereof when sold for home consumption in the principal markets of the country whence and at the time when the same were exported directly to Canada.

The term "Canadian Produce" includes all imported articles which have been changed in form or enhanced in value by further manufacture in Canada, such as sugar refined in Canada from imported raw sugar, flour ground from imported wheat, and articles constructed or manufactured from imported materials.

The term "Foreign Produce" applies to the exports of foreign goods which had been previously imported.

The value of "Canadian Produce" is its value at the time of exportation at the ports of Canada whence shipped.

The value of "Foreign Produce" is the actual cost of such goods.

In this report, the tables of imports and exports at the several ports of entry indicate that merchandise of the value stated was *entered inwards* or *passed outwards* at the ports mentioned, but do not imply that the imports were all for consumption at such ports or that the exports originated there.

The initials N.E.S. mean "not elsewhere specified."

The initials N.O.P. mean "not otherwise provided for."

The expression "Ton" means two thousand pounds, and "Cwt." one hundred pounds.

STATEMENT No. 18

IMPORTS FOR CONSUMPTION AND EXPORTS
DURING THE FISCAL YEAR ENDED MARCH 31.
1919.

No. 18—Imports Entered for Consumption and Exports during Fiscal Year ended March 31, 1919; with References to Tables of Trade by Countries, 1915 to 1919.

TRADE CLASSIFICATION.	IMPORTS FOR CONSUMPTION, 1919			EXPORTS, 1919			TRADE BY COUNTRIES, 1915-1919		
	Unit of Quantity	Quantity	Value.	Unit of Quantity	Canadian Produce.	Foreign Produce.	For Imports see	For Exports see	Page.
			\$	Quantity	Value.	Quantity	Canadian	Foreign.	Page.
Abrasive —									
Abrasive, artificial, in bulk, crushed or ground, for the manufacture of abrasive wheels and polishing composition.....			127,631		2,101,271		112	696	912
Emery in bulk, crushed or ground.....			82,078				112		
Emery and carborundum wheels and manufactures of emery or carborundum.....			563,247				112		
Iron sand or globules or iron shot, and dry putty adapted for polishing glass or granite or for sawing stone.....			57,809				112		
Pumice and pumice stone, lava and calcareous tufa, not further manufactured than ground.....			35,815				113		
Sand paper, glass, flint and emery paper or emery cloth.....			310,301				113		
Recapitulation—Abrasives.....			1,150,441		2,101,274	7,571	113	696	912
Anatomical preparations and skeletons or parts thereof			1,725				113		
Animals, living —									
Cattle, meat, when imported by <i>bona fide</i> residents of Canada.....	No.	6,530	365,952				114		
Cattle for the improvement of stock.....	"	626	277,008				114		
Cattle, one year old or less.....	"	86	15,436	No.	39,917	734,163	114	696	912
Cattle, over one year old.....	"	11	24,533	"	271,579	29,340,127	114	696	912
Dogs for the improvement of stock.....	"	101,070	57,592				115		
Fowls, domestic, pure bred, for the improvement of stock.....	"	331	19,397				115		
Goats for the improvement of stock.....	"	80	27,021				115		
Horses for exhibition purposes.....	"	618	247,750				116		
Horses for the improvement of stock.....	"	22	963				116		
Horses, over one year old, valued at \$50 or less per head.....	"	2,880	112,319	No.	19	1,380	117	697	913
Horses, n.o.p.....					10,138	2,300,840	117	697	913
Horses, one year old or less.....						12,229	2,599,448		
Horses, over one year old.....							117		
Pigeons, homing and messenger, pheasants and quails.....			2,651				117		
Sheep for the improvement of stock.....	No.	11,290	140,257				118	698	913
Sheep, one year old or less.....	"	1,150	10,064	"	94,029	1,192,766	118	698	913
Sheep, over one year old.....	"	31	2,231	"	26,102	417,066	118	698	913
Swine for the improvement of stock.....	Lb.	3,017	4,253			3	130		
Swine, n.o.p.....					32,653	769,040	118	698	914
Other animals for exhibition purposes.....			1,351				119		
Other animals for the improvement of stock.....			4,253				119		
Poultry.....			2,640				119	697	913
Other animals, n.o.p.....			33,614		383,526	1,089	119	699	914
					153,151	655,917			
Recapitulation—Animals, living.....			1,637,549		35,278,260	3,231,559	119	699	914

SESSIONAL PAPER No. 10b

Apparel (see also "Furs", "Gutta-Percha", "Leather" and "Textiles")—														
Belts of all kinds, n.o.p. except silk.....	68,451													120
Boots, shoes, slippers and insoles of all kinds, except rubber and leather	300,364													120
Braces or suspenders and finished parts of.....	100,324													120
Buttons—														
Button blanks of animal shell, in the rough.....	23,626													121
Buttons, collar and cuff.....	75,613													121
Buttons, all kinds, covered or not, n.o.p., including recognition buttons	927,125													121
Buttons of vegetable ivory.....	18,382													122
Lasings, mohair cloth, or other manufactures of cloth, woven or														
made in patterns of such size, shape or form or cut in any such														
manner as to be fit only for covering buttons, when imported by														
manufacturers of buttons.....	1,891													122
Shoe buttons, papier mache.....	13,727													122
Shoe buttons, n.o.p.....	1,678													123
Total Buttons.....	1,062,542													123
Clothing and wearing apparel.....														
Collars of cotton or linen, xylonite, xyloite or celluloid.....														
Corsets of all kinds.....	29,587													123
Corset clasps, bosks, blanks and steels, and covered corset wires cut to	51,892													123
length, tipped or untipped; reel, rattan and horn, covered.....	376,911													123
Cuffs of cotton, linen, xylonite, xyloite or celluloid.....	70,377													124
Gloves and mitts of all kinds.....	123													124
	999,194													124
Hats, Caps, Bonnets and Materials for—														
Brads or plaits of chip, palm leaf, Manilla, willow, ester, rattan,														
straw, Tuscan or grass, suitable for making or ornamenting hats,														
and plait brads or plaits of glazed cotton thread not over 4 in. wide,														
for the manufacture of hat bodies.....	667,289													125
Buckram, adapted for the manufacture of hat and bonnet shapes.....	147,160													125
Hat, cap and bonnet shapes, and hat and bonnet crowns.....	101,443													125
Hats, caps, etc., of straw, grass, chip or other material, n.o.p.....	2,167,953													125
Hats of beaver, silk or felt.....	1,129,671													126
Hatters' bands (not cords), bindings and hat sweats; hatters' tips														
and sides when cut to shape, and eshalere when cut to shape for														
under brims and hat covers, for use exclusively in the manufacture														
of these articles.....	305,056													126
Hatters' furs, not on the skin.....	507,337													126
Hatters' plush of silk or cotton.....	72,761													126
Hoods, unfinished, composed of "lezhorn," "Manilla," palm leaf,														
grass, willow or chip, not bleached or blocked.....	11,631													127
Total Hats, Caps, Bonnets, etc.....	5,119,813													127
Laces, boot, shoe, shirt and stay, of any material.....	311,378													127
Regalia and badges.....	25,434													128
Umbrellas, parasols and sunshades, of all kinds and materials.....	28,229													128
Recapitulation—Apparel.....	8,300,121													128
	173,734													
Apparel, wearing, and other personal and household effects, not mer-														
chandise, of British subjects dying abroad, but domiciled in Canada;														
books, pictures, family plate or furniture, personal effects and heir-														
looms left by bequest.....	34,131													129

699 944 700 945 700 945 701 945

No. 18 Imports Entered for Consumption and Exports during Fiscal Year ended March 31, 1919; with References to Tables of Trade by Countries, 1915 to 1919—Continued.

TRADE CLASSIFICATION.	IMPORTS FOR CONSUMPTION, 1919.			EXPORTS, 1919.				TRADE BY COUNTRIES, 1915-1919.		
	Unit of Quantity	Quantity	Value. \$	Unit of Quantity	Canadian Produce. Quantity	Canadian Produce. Value. \$	Foreign Produce. Quantity	Foreign Produce. Value. \$	For Imports see	For Exports see
									Canadian.	Page.
Articles and other goods, the gross th. produce or manufacture of Canada, returned within two years after having been exported			2,472,629						129	
Articles of wood and for boxes, prepared to be manufactured in bond			828,490						129	
Articles of wax, prepared for ship's stores			2,955,975						130	
Articles for export, prepared for ship's stores			520,969						130	
Articles for the Anglo-American Telegraph Co.			2,684						131	
Articles for the personal or official use of Consuls General who are natives or citizens of the country they represent and who are not engaged in any other business or profession			8,598						131	
Articles for the use of the Army and Navy			30,704,709						131	
Articles presented from abroad in recognition of the saving of human life			6,967						132	
Artificial limbs and parts of			136,767						132	
Artificial limbs and articles for manufacture of, pressed felt, elastic web and hollow web and blocks			33,845						133	
Articles, not and pearl, in packages of less than 25 pounds	Lbs.	665	52	145	25,185				133	701
Articles, not and pearl, in packages of not less than 25 pounds	"	12,611	6,690		39,128				133	702
Asphalt, not solid			15,725						133	
Asphaltum or asphalt, solid	Cwt.	111,532	124,907						133	
Bags, barrels and other receptacles of glass, earthenware or earthenware			16,043						134	
Bags, barrels and other receptacles used in the importation of salt			14,018						134	
Balls, cues and rackets and cue-tips for bagatelle boards and billiard tables			18,632						134	
Balsam					7,376					702
Baskets of all kinds, n.o.p.			63,592						135	
Baskets, closets, lavatories, tubs, sinks and laundry-tubs of any material			183,906						135	
Baths, and bath-tubs of any material			27,651						135	
Bees			5,105						135	
Bells for use of churches only			34,333						136	
Bells and gongs, n.o.p.			34,305						136	
Beverages and Spirits—										
Ale, porter, lager and other beer in bottles	Gal.	17,889	29,338						136	
Ale, porter, lager and other beer in casks	"	14	6						136	
Beverages in the manufacture of which malt, rice or corn is used, when containing not more than 2 1/2 % proof spirits	"	19,570	43,236						137	
Cider, clarified or refined	"	7,153	5,500						137	
Cider, not clarified or refined	"	28,852	5,797						138	
Ginger ale	"		11,745	6,318	2,080	200	70		138	703
Lime juice and other fruit juices—										
Lime juice, crude only	Gal.	46,874	14,763						138	
Lime juice and fruit juices fortified with or containing not more than twenty-five per cent of proof spirits	"	1,171	9,289						139	
Lime juice and fruit juices, containing more than twenty-five per cent of proof spirits	"	151	1,727						139	

SESSIONAL PAPER No. 106

	501,513	392,317	158,755	712	952
universities, colleges, and schools, or for the library of any incorporated medical, law, literary, scientific or art association or society, and being the property of the organized authorities of such library, and not in any case the property of individuals.					
Books on the application of science to industries of all kinds, also languages, or in any two languages other than the English and French, or any three or more languages.....	231,295				
Charts, admiralty.....	3,294				
Charts and maps, n.o.p.....	17,121				
Freight rates for railways, and telegraph rates, bound in book or pamphlet form, and time tables of railways outside of Canada.....	14,890				
Globes, geographical, topographical and astronomical.....	1,880				
Labels for cigar boxes, fruits, vegetables, meats, fish, confectionery and other goods and wares; also shipping, price or other tags, tickets or labels; and railroad or other tickets whether lithographed or printed or partly printed, n.o.p.....	481,846				
Manuscripts, book, and insurance maps.....	20,440				
Newsletters or supplemental editions or parts thereof partly printed and intended to be completed and published in Canada.....	15,152				
Newspapers, and quarterly, monthly and semi-monthly magazines, and weekly literary papers, unbound.....	2,051,729				
Novels or works of fiction, or literature of a similar character, unbound or paper bound, or in sheets, not including Christian annuals or publications commonly known as juvenile or toy books.....	92,128				
Posters, advertising bills and folders.....	52,839				
Printed music, bound or in sheets, and music for mechanical players.....	124,710				
Other books, printed, periodicals and pamphlets, or parts thereof n.o.p.....	2,078,675				
Total Books and Printed Matter.....	7,695,327	392,317	158,755	712	952
Fashion plates, tailors', milliners' and mantle-makers', when imported in single copies in sheet form, with magazines or periodical trade journals.....	430				
Hemp paper, made on four-cylinder machines and calendered to between .006 and .008 thickness, adapted for the manufacture of slot shells; and felt board sized and hydraulic pressed and covered with paper or uncovered, adapted for the manufacture of gun wads	21,901				
ink, printing.....	157,571				
ink, writing.....	50,337				
Paper and Manufactures of—	196				
Album insides, made of paper.....	169,624				
Albumentized and other papers and films, chemically prepared for photographers' use.....	100,791				
Bags or sacks, printed or not.....	108,048				
Blank books with paper ruled or plain.....	84,078				
Blotting paper not coated or enameled.....	48,585				
Bond and ledger papers, autographic register papers, typewriter papers, protective and safety papers.....	883,328				
Boxes or containers, knockdown, printed or not.....	341,405				
Cardboard and blanks, pulp-lined or not, not pasted or coated.....	84,064				
Cardboard and blanks, pasted or coated.....	61,217				
Cards for playing.....	16,106				
cover papers, not pasted or coated.....					
Decalcomania paper, not printed, when imported by manufacturers of decalcomania transfers, to be used in their own factories in the manufacture of such transfers.....	3,404				

SESSIONAL PAPER No. 106

Fans, penholders and rulers of all kinds.....	302, 131					178		
Photographs, press, for use only as news pictures.....	166		16, 100			178	719	955
Photographs.....			218, 791				719	955
Stationery.....								
Recapitulation—Books, Ink, Paper, Stationery, etc.....	17, 670, 183		49, 793, 093			178	720	956
Botanical, entomological and mineralogical specimens.....	29, 658					179		
Bricks, Clays and Tiles (see also "Earthenware")								
Bricks, bath.....	2, 156					179		
Bricks, building.....	57, 658					179		
Bricks, fire, of a class or kind not made in Canada.....	2, 568, 143					179		
Bricks, fire, manganese.....	192, 488	M	3, 100			180	721	956
Bricks, fire, n.o.p.....	656, 094					180		
Bricks, paving.....	18, 018	M				180		
Building blocks, partition hollow and fireproof building tile.....	59, 791					180		
Clay, china.....	127, 227	Cwt.				181		
Clay, fire.....	392, 464					181		
Clay, pipe.....	1, 148					181		
Clay, other, n.o.p.....	30, 880					181		
Drain pipes, sewer pipes and earthenware fittings therefor, chimney linings or vents, chimney tops and inverted blocks, glazed or unglazed.....	28, 793					181		
Drain tiles, not glazed.....	416					181		
Manufactures of clay, n.o.p.....	163, 403		128, 608			182	721	956
Recapitulation—Bricks, Clays and Tiles.....	4, 298, 745		162, 109			182	721	957
Bristles, animal.....	162, 952	lb.				182		
Bristles, vegetable.....	2, 052	"				183		
British gum, dry sizing cream, and enamel sizing.....	907, 110	"				183		
Broom corn.....	1, 119, 700					183		
Brooms and whisks.....	16, 950		24, 336			183	722	957
Brushes, paint and varnish.....	28, 260					183		
Brushes, toilet.....	336, 599					184	722	957
Brushes, all other, n.o.p.....	241, 912					184		
Brushes,—hair brush pads.....	18, 794					184		
Bullion or gold fringe.....	3, 422					185		
Calmets of coins, collections of medals and collections of postage stamps.....	97, 656					185		
Carpet sweepers and hand vacuum cleaners.....	18, 264	No.				185		
Cash registers and parts of.....	120, 470					185		
Cassava flour, when imported by infra, of explosives for use in the manufacture of such articles in their own factories.....		lb.				185		
Celluloid, moulded into sizes for handles of knives and forks, not bored or otherwise manufactured; moulded celluloid balls and cylinders and celluloid lamp shade blanks and comb blanks.....	580					186		
Celluloid, xylonite or syolite in sheets, lumps, blocks, rods or bars, not further manufactured than moulded or pressed.....	671, 405					186		
Celluloid, manufactures of, n.o.p.....	218, 193					186		
Cement, Portland and hydraulic.....	26, 437					186		
Cement, n.o.p. and manufactures of, n.o.p.....	9, 010	Cwt.	13, 945			187	723	957
Chromometers and compasses for ships.....	58, 923					187		
Clocks and Watches—								
Clocks, clock and watch keys, clock movements and clock cases.....	660, 743					187		
Time recorders and parts.....	34, 796					188		
Watches.....	63, 682					188		
Watch cases and parts thereof, finished or unfinished.....	171, 400					188		

SESSIONAL PAPER No. 10b

Acid, boracic, in packages of not less than 25 pounds.	Lb.	354,822	18,813					195
Acid, hydro-thio-silicic.	"	1,626	18					195
Acid, muriatic.	"	95,018	7,558					196
Acid, nitric.	"	128,722	18,614					196
Acid, oxalic.	"	107,246	30,808					196
Acid, phosphate, not medicinal.	"	3,102,469	307,891					197
Acid, stearic.	"	173,559	39,202					197
Acid, sulphuric.	"	12,185,903	296,691					197
Acid, tannic.	"	33,181	23,429			5,463,000	75,837	197
Acid, other, n.o.p.	"	1,678,121	327,007					198
Albumen, blood, egg, salmon and egg yolk.								198
Alum, in bulk, ground or unground, but not calcined; and sulphate of alumina, or alum cake.	Lb.	25,228,874	600,849					198
Ammonia, nitrate of.	"	758,625	85,829					199
Ammonia, sulphate of.	"	149,153	6,949			2,06,319	1,231,524	199
Amyl acetate and acetone.								199
Aniline dyes, in packages of less than 1 lb. in weight.	Lb.	3,412	2,948					199
Aniline and coal tar dyes, soluble in water, in bulk or packages of not less than one pound weight, including alizarine and artificial alizarine.	"	1,786,292	21,025,697					200
Aniline oil, crude.	"	288,726	77,692					200
Aniline salts.	"	8,882	3,311					200
Annatto, liquid or solid.	"	70,904	21,321					201
Antimony, or regulus of, not ground, pulverized or otherwise manufactured.	"	190,000	59,438					201
Antimony salts for dyeing.								201
Antimony salts, viz.: tartar emetic, chloride and lactate (antimonio).	Lb.	36,647	13,627					201
Arsenic oxide.	"	219,175	21,671					202
Arsenious oxide.	"	7,231	678					202
Bacteriological products or serum for subcutaneous injection.								202
Barium, peroxide of, non-alcoholic, for use in the manufacture of peroxide of hydrogen, when imported by manufacturers of pyroxide of bichloride of tin.	Lb.	124,411	31,145					202
Bismuth.	"	124,411	106					203
Bitriethyl, trimethylol and perchlorate of ammonia, when imported by manufacturers of explosives for use exclusively in the manufacture of such articles in their own factories.	"	2,311,765	181,092					203
Borax, in bulk of not less than 25 pounds.	"	394,634,613	2,042,179					203
Bromides, crude.	"	6	16					204
Bromine.	"	723	988					204
Burgundy pitch.	"	65,737	3,691					204
Calcium carbide.								204
Carwood and sawm and extract thereof.	Lb.	296,770	11,033			1,183,762	1,720,783	205
Carbon bisulphide.	"	6,047	6,047					205
Carbon dioxide or carbonic acid gas.	"	81,757	1,732					205
Casein.	"	33,316	33,316					205
Chlorium and chloride of aluminum.	Lb.	152	136			9,110	32,643	206
Chloride of lime and hypochlorite of lime in pigs, of not less than 25 pounds.	"	11,928,547	174,362					206
Chloride of lime and hypochlorite of lime in pigs, less than 25 pounds.	"	178,423	13,751					206
Coal-tar oxides and coal-tar salts.	Lb.	12,333	12,129			649,303	9,98,659	207
Cocaine.	Oz.	12,333	318					207
Coal-tar.	Lb.	379	318					207
Collodion for use in films for photo engraving and for engraving copper rollers, when imported by photo engravers and manufacturers of copper rollers.								207
Creosol of tar in crystals or argols.	Gal.	193	1,165					207
Cyanamid.	Lb.	473,763	291,653					207
Cyanide of potassium, cyanide of sodium, and cyanogen bromide for reducing metals in mining operations.	Lb.	1,591,177	424,128			1,037,500	2,857,446	208

No. 18—Imports Entered for Consumption and Exports during Fiscal Year ended March 31, 1918; with References to Tables of Trade by Countries, 1915 to 1919.—Continued.

TRADE CLASSIFICATION.	IMPORTS FOR CONSUMPTION, 1919				EXPORTS, 1919				TRADE BY COUNTRIES, 1915-1919			
	Unit of Quantity	Quantity	Value, \$	Unit of Quantity	Canadian Produce.		Foreign Produce.		For Imports see		For Exports see	
					Quantity	Value, \$	Quantity	Value, \$	Canadian.	Page.	Foreign.	Page.
Drugs, Dyes, Chemicals and Medicines— <i>Continued.</i>												
Dextrose, dry.....	Lb.	1,694,804	134,771							208		
Dragon's blood.....	"	850	1,184							208		
Drugs, crude, such as barks, flowers, roots, leaves, berries, balsams, bulbs, fruits, insects, gums and gummy resins, herbs, leaves, nuts, fruit and stem seeds—which are <i>not</i> edible and which are in a crude state and not advanced in value by retining or grinding or any other process of manufacture, n.o.p.	Lb.	1,765,304	337,000							209		
Dye-stuffs.....			118,809							209		
Extract of hemlock bark.....	Lb.	679,319	411,466							210		
Ferment cultures to be used in butter-making.....	"		254							210		
Gelatin and isinglass.....	"		1,179,313							211		
Glycerine, crude, when imported by manufacturers for use only in their own factories in the manufacture of refined glycerine.....	"		4,813							211		
Glycerine, when imported by manufacturers of explosives, for use exclusively for the manufacture of such articles in their own factories.....	"	2,010,398	1,179,313							211		
Gums—Arabic, Arabic, Australian, copal, damar, elemy, kauri, music, sandarac, senegal, tragacanth, goida, storony, pontiacia and lac, crude, seed, batton, stick, and shell.....	"	21,157	4,813							211		
Caustic.....	Lb.	69,922	1,144,257							211		
Chicle or sapsote, crude.....	"	1,967,231	91,646							212		
Opium (crude).....	Lb.	51,363	1,111,546			730,817	699,353			212	730	
Other, n.o.p.....	"	33,857	7,634							212		
Indigo.....	"	113,447	81,052							213		
Iodine, crude.....	Lb.	8,181	28,332							213		
Iron liquor, being solution of acetate or nitrate of iron adapted for dyeing and calico printing.....			7,767							214		
Liquid preparations, non-alcoholic, for disinfecting, dipping or spraying, n.o.p.....			173,257							214		
Liquorics in paste, rolls and sticks, not sweetened, n.o.p.....	Lb.	67,977	19,045							214		
Litmus and all lichens, prepared or not.....	"	17	17							215		
Lorewood, fustic, ground, and ground oak bark.....	"	33,246	4,499							215		
Lye.....	"	36,721,785	2,016,142							215		
Madder and madder, or Indian madder, ground or prepared and all extracts of.....			3,816							215	730	
Magnesia.....	Lb.	131,527	16,636							215		
Malt, extract of, fluid or not, including grain molasses.....	"	1,531,501	85,798							216		
Manganese, oxide of.....	"	3,629,307	94,222							216		
Medicinal, chemical and pharmaceutical preparations including proprietary preparations (dry).....			1,434,016							217		
Medicinal, chemical and pharmaceutical preparations, including proprietary preparations (all other) non-alcoholic.....			92,153							217		

SESSIONAL PAPER No. 10b

Medicinal, chemical and pharmaceutical preparations, including proprietary preparations (all other)									
Morphine	Oz.	30,087	217,717						217
Musk in pods or in grains	Lb.	157	179,195						217
Nicotine sulphate	"	18,428	14,922						218
Nitrate compounds adapted for use in the manufacture of explosives	"	200	200						218
Nut galls and extracts thereof	"	8,791	3,899						218
Opium, powdered	"	123	2,247						219
Pearls, or extract of urellin and oulhour	Lb.	1,134	263						219
Phosphorus	"	53,696	26,226						219
Potash or potassa, bicarbonate of	"	3,987	3,051						219
Potash, bicarbonate of	"	21,133	19,794						220
Potash, caustic, in packages of not less than 25 pounds each	"	22,855	16,716						220
Potash, chloride of, in packages of less than 25 pounds each	"	849	654						220
Potash, chlorate of, not further prepared than ground	"	22,591	9,838						221
Potash, carbonate, and sulphate of, crude	"	449,657	67,122						221
Potash, nitrate of, or sulphate	"	883,761	161,962						221
Potash, red and yellow prussiate of	"	9,212	13,026						222
Precipitate of copper, crude	"	1,000	90						222
Pyroxilin and wood naphtha, preparations of, for coating imitation leather, and for the manufacture of leather belting			50,173						222
Quassia juice	Lb.	32,170	43,945						222
Quick-silver	Oz.	184,901	163,472						223
Radium			528						223
Red liquor, being a crude acetate of aluminum prepared from pyrolicic acid and adapted for dyeing and calico printing			28						223
Roots, medicinal, viz.—Alkanet, crude, crushed or ground, aconite, cubeba, foliæ digitalis, gentian, ginseng, jalap, juncoscapaha, iris, orris root, liquorice, sarsaparilla, squills, taraxacum, rhubarb and valerian, unground									224
Saffron, saffron cake, safflower and extracts of	Lb.	1,038	37,622						224
Sal aurumiac	"	693,855	91,232						224
Salts, glauber	"	531,213	10,080						224
Senega root	Lb.	837	281,875						225
Soda arseniate, binarsenate and stannate of	"	86,260,061	1,915,923						225
Soda ash or barilla	"	7,109,065	150,775						225
Soda, bicarbonate of	"	1,131,488	218,702						226
Soda, bisulphite of	"	10,658,446	47,582						226
Soda caustic, when in packages of 25 pounds and over	"	11,379,487	523,034						226
Soda chloride, when in packages less than 25 pounds each	"	97,912	31,264						227
Soda carbonate of	"	582	144						227
Soda hyposulphite, when imported by tanners for use in their own factories in the tanning of leather	"	369,200	8,590						227
Soda nitrate of, or ethnic nitre	"	84,033,551	3,293,369						228
Soda nitrite of	"	18,615	5,272						228
Soda peroxide of	"	61,330	19,772						228
Soda persulphate and sulphite of	"	1,013,801	167,270						229
Soda, silicate of, in crystals or in solution	"	10,671,902	171,349						229
Soda, sulphate of, crude, known as salt cake	"	25,479,115	287,349						229
Sodium hyposulphite	"	67,617,792	626,146						230
Sodium sulphate of	Lb.	2,062,408	8,734						230
Spirits and strong waters of any kind, mixed with any ingredient or ingredients, and being known or designated as anodynes, elixirs, essences, extracts, lotions, tinctures or medicines, or ethereal and spirituous fruit essences, &c.			79,336						231
Sulphate of copper (blue vitriol)	Lb.	2,526,718	229,607						231

No. 18—Imports Entered for Consumption and Exports during Fiscal Year ended March, 31, 1919; with References to Tables of Trade by Countries, 1915 to 1919.—Continued.

TRADE CLASSIFICATIONS.	IMPORTS FOR CONSUMPTION, 1919				EXPORTS, 1919				TRADE BY COUNTRIES, 1915-1919			
	Unit of Quantity	Quantity	Value.	Unit of Quantity	Canadian Produce.		Foreign Produce.		Page.	Page.	For Exports see	
					Quantity	Value.	Quantity	Value.			Canadian.	Foreign.
Drugs, Dyes, Chemicals and Medicines— <i>Continued.</i>			\$			\$						
Sulphide of iron (copperas).....	Lb.	776,611	15,673						231			
Sulphure ether, chloroform and solutions of peroxide of hydrogen			135,169						242			
Surgical dressings, antiseptic, such as alcohol, cotton, castor oil												
lac, tannin wool, tony, jute, gauzes and oakum, prepared for use as												
surgical dressings, plain or medicated.....	Lb.	329,558	629,498						242			
Tartaric acid crystals.....	"	907,874	39,201						232			
Terra japonica, gambier or orich.....	"		94,201						233			
Thorium nitrate.....	"	1,258	1,088						233			
Torquin bones, crude only.....	"	109,751	11,047						233			
Turneric.....	"		73,786						234			
Vacuo and Ivory vaccine points.												
Vaccine pills, articles for the manufacture, viz.: glass cups, metallic												
tubes, shells, containers and capillary tubes, rubber balls, boxes and												
cocks, when imported by manufacturers of vaccine points, for use												
exclusively in the manufacture of such articles in their own factories	Lb.	11,162	3,971						231			
Vanilla beans—crude only.....			92,161						231			
Vases and all similar preparations of petroleum, for toilet, medicinal												
or other purposes.....	Lb.	3,509	173,798						235			
Verdigris, or subacetate of copper, dry.....			1,571									
Waxes, medicinal, or melted, containing not more than 49 per cent												
of proof spirit.....	Gal.	9,991	13,847						235			
Zinc.....	Lb.	345,756	47,024						235			
Zinc sulphate and chloride of.....	"	128,479	32,940						236			
Other drugs, dyes, chemicals and medicines.....		5,637,946	715,657						236	731		961
Recapitulation—Drugs, Dyes, Chemicals and Medicines.....		32,788,794	741,588						236	732		962
Earthenware and Chinaware (see also "Bricks", etc.)—												
Brown or colored earthen and stoneware and Rockingham ware.....			87,927						237			
China ware, to be silver mounted, imported by manufacturers of												
silverware.....			23,414						238			
China and porcelain ware, n.o.p.....												
C. C. or cream coloured ware, decorated, printed, or sponged, and all												
earthenware, n.o.p.....			197,098						238	733		963
Domestic, chairs or stools.....			45,930						238			
Table ware of china, porcelain, white granite or ironstone ware.....			1,736,640						239			
Tiles or blocks of earthenware or stone prepared for mosaic flooring.....			33,593						239			
Tiles, earthenware, n.o.p.....			65,124						239			
Other manufactures of earthenware, n.o.p.....			75,830						240			
Recapitulation—Earthenware and Chinaware.....			2,236,600						240	733		963
Eartha, crude only.....			9,258						240			
Elastic, round or flat, including garter elastic.....			252,895						241			

No. 18—Imports Entered for Consumption and Exports during the Fiscal Year ended March 31, 1919; with References to Tables of Trade by Countries, 1915 to 1919—Continued.

TRADE CLASSIFICATION.	IMPORTS FOR CONSUMPTION, 1919.				EXPORTS, 1919.				TRADE BY COUNTRIES, 1915-1919.	
	Unit of Quantity	Quantity	Value.	Unit of Quantity	Canadian Produce.		Foreign Produce.		For Imports see Canadian.	For Exports see Foreign.
					Quantity	Value. \$	Quantity	Value. \$		
Fertilizers.—Continued.										
Kaunite, and other crude German potash salts for fertilizers.....	Lb.	176,000	8,852						254	736
Nitrates, vegetable.....	Cwt.	4,457	13,980						254	736
Fertilizers, manufactured, n.o.p.....			105,391			669,712			254	736
Phosphate rock.....			87,524						254	736
Recapitulation—Fertilizers.....			1,443,399			901,779		2,211		965
Fisheries, Articles for the use of—										
Bank, cod, pillock and mackerel fish lines, and mackerel, herring, salmon, seal, seine, muller, net and trawl twine in bunks or coils, barked or not, in variety of sizes and threads, including killing thread in balls, and head ropes for fishing nets, Manila rope not exceeding 1½ inches in circumference for boiling traps in the lobster fishery, barked marine, and net works of cotton, hemp or flax, and fishing nets or seines, when used exclusively for the fisheries, and not including lines or nets commonly used for sportsman's purposes			2,647,369						254	
Fisheries, for the use of, viz.: Fish hooks for deep sea or lake fishing not smaller in size than No. 2/0, not including hooks commonly used for sportsman's purposes			67,857						254	
Trawls, trawling spoons, fly hooks, sinkers, swivels and sportsman's fishing bait, and fish hooks, n.o.p.			94,827						255	
Recapitulation—Fisheries, Articles for the use of.....			2,810,253						255	
Foodstuffs—										
Baking powders.....	Lb.	6,393	1,389		297,682	44,048	1,000	45	255	737
Breakstuffs.—Grain—										
Barley, n.o.p.....	Bush.	1,731	2,969						255	737
Beans, n.o.p.....		265,079	1,999,009			3,505,497	5,289,789		256	738
Buckwheat.....		48	609			38,019	255,181	42,545	256	738
Corn (Indian) for purposes of distillation.....		219,756	249,198			391,992	632,085		257	739
Corn (Indian) not for purposes of distillation.....		10,547,908	15,837,926			94,266	14,265	47,714	257	739
Oats.....		1,276,914	3,359,254			17,879,783	15,193,527	22,797,957	257	739
Peas, n.o.p.....		32,840	156,152			28,845	139,157	46,004	257	740
Peanut split.....		18,941	33,597			219,233	1,292,837	198,809	257	740
Rye.....		303,440	516,542			463,380	962,712	192,280	258	741
Wheat.....		15,638,145	21,526,330			41,838,897	96,983,056	318,770	258	742
Total Grain.....					34,394,911	129,635,635	23,445,558	291,290,048	259	742
Breakstuffs—Grain Products—									259	743
Bran, mill-feed, etc.....	Cwt.	69	54,671			1,592,212		2,000	259	743
Buckwheat meal and flour.....			269						260	

SESSIONAL PAPER No. 10b

Cattle-food containing molasses.....										200	741	
Cornmeal.....	Bbl.	91,922	803,241							200		
Grain, flour and meal, etc., of all kinds, when damaged by water in transit or prior to transportation into Canada.....			1,188							201		
Hominy, cracked, evaporated or dried corn.....			17,527							201		
Malt flour containing less than 39% in weight of malt.....	Lb.	29,513	4,745							201		
Malt flour containing not less than 39% in weight of malt.....	Bush.	21,080	1,570							201		
Milk, whole, crushed or ground.....		778,146	21,614							202	970	
Oatmeal and rolled oats.....	Bbl.	1,529,029	87,642							202	745	970
Rye flour.....		46,821	445,243							202	746	
Wheat flour.....		5,564	66,177							203	746	970
Meal, all other.....						250			3,000			
						7			46			
Total Grain Products.....			1,508,184						5,006	203	748	971
Breadstuffs—Other than Grain and Grain Products—												
Arrowroot.....	Lb.	390,603	55,726							204		
Barley, pot, pearl, rolled, roasted or ground.....		138,511	25,171							204		
Biscuits, not sweetened.....		443,955	47,179							205		
Biscuits, sweetened.....		35,823	6,927							205		
Breads and bread.....	Cwt.					139			1,550			971
Bread, passover.....			121,709							205		
Cassava root, unground.....	Lb.	1,950,401	188,757							206	750	971
Cereal foods, prepared, in packages not exceeding 25 lbs. weight each.....			57,610						12,119			
Cereal foods, prepared, n.o.p.....												
Louist beans and Louist bean meal.....	Lb.	4,153	4,727							206		
Macaroni and vermicelli.....		115,272	13,764							207		
Rice, cleaned.....		21,057,986	1,008,751							207		972
Rice, uncleaned, unshelled or paddy.....	Lb.	32,482,134	1,385,038							208	750	972
Rice bran.....										208		
Rice meal.....									19			972
Rice and sago flour, cassava flour and rice meal.....	Lb.	1,243,197	85,800							208		
Sago and tapioca.....		4,494,431	206,179							208		
Semolina.....			808							270		
Tapioca flour.....	Lb.	1,115,552	78,217							270		
Other breadstuffs, n.o.p.....			401,270							270		
Total Breadstuffs, Other than Grain and Grain Products.....			3,682,620						232,645	271	751	973
Total Breadstuffs.....			26,717,140						20,527,779	271	752	973
Cocoa and Chocolate—												
Cocoa beans, not roasted, crushed or ground.....	Lb.	66,755,000	2,178,714							272		
Cocoa butter.....		1,032,783	1,242,185							272		
Cocoa paste or liquor, chocolate paste or liquor, not sweetened, in blocks or cakes.....		6,750	1,553							273		
Cocoa paste or liquor, chocolate paste or liquor, sweetened, in blocks or cakes, not less than two pounds in weight.....		115,256	34,379							274		
Cocoa or chocolate, preparations of, in powdered form.....		1,602,274	313,139							274		
Cocoa shells and nibs.....		5,146	498							274		
Other preparations of cocoa or chocolate, n.o.p., and confectionery coated with or containing chocolate.....		36,872	13,658							274		
Total Cocoa and Chocolate.....		22,554,081	3,783,426							275		
Cocoanuts and Preparations of—												
Cocoanuts, imported from the place of growth, by vessel direct to a Canadian port.....	No.	2,352,153	52,754							276		

10 GEORGE V. A. 1920

No. 18—Imports Entered for Consumption and Exports during Fiscal Year ended March 31, 1919; with References to Tables of Trade by Countries, 1915 to 1919.—Continued.

TRADE CLASSIFICATION.	IMPORTS FOR CONSUMPTION, 1919.			EXPORTS, 1919.				TRADE BY COUNTRIES, 1915-1919.	
	Unit of Quantity.	Quantity.	Value. \$	Unit of Quantity.	Canadian Produce.		Foreign Produce.	For Imports see Canadian.	For Exports see Foreign.
					Quantity.	Value. \$			
Foodstuffs—Continued.									
Cocoanuts and Preparations of—Continued.	No	612,175	29,418					276	
Cocoanuts, n.o.p.	Lb.	1,786,529	133,274					276	
Cocunut, desiccated, sweetened or not.	"							277	
Copra, not prepared.	"		245,421					277	
Total Cocoanuts and Preparations of									
Coffee and Chicory—									
Chicory raw or green.	Lb.	8,955	1,019					277	
Chicory, kiln-dried, roasted or ground.	"	124,941	15,205					278	
Coffee, condensed with milk.	"	15	2					278	
Coffee, green, imported direct from the country of growth and production or purchased in bond in the United Kingdom.	"	14,309,843	1,585,992					278	974
Coffee, green, n.o.p.	"	235,891	28,620	Lb.	46,219	10,458	462,948	279	753
Coffee, extract of, n.o.p., or substitute thereof of all kinds.	"	52,558	71,256					280	
Coffee, roasted or ground when not imported direct from the country of growth and production.	"	105,411	30,265					280	
Coffee, roasted or ground, and all imitations thereof and substitutes therefor, including acorn nuts, n.o.p.	"	324,334	137,251					280	
Total Coffee and Chicory		15,363,098	1,855,612		36,219	10,458	462,948	281	753
Fish—									
Anchovies.			21					281	
Anchovies, sardines, sprats and other fish, packed in oil or otherwise, in tin boxes weighing—									
Over 20 but not over 36 ounces each.	Box	4,944	1,996					282	
Over 12 but not over 20 ounces each.	"	51,097	8,336					282	
Over 8 but not over 12 ounces each.	"	5,844	1,578					283	
8 ounces or less.	"	586,848	58,487					283	
Bait fish.									
Bait fish, salted, not in barrels.	Lb.	90	18					284	753
Bait fish, clam or other, fresh or salted.	"							284	
Clams.									
Cod, haddock, ling and pollock—									
Dry salted and smoked.	Lb.	5,716,283	477,938					285	754
Fresh.	"	1,282,312	64,343					286	755
Pickled.	"	386,040	23,712					286	756
Wet salted.	"	416,590	34,739					286	758
Codfish—									
Dry salted.									
Fresh and frozen.	Cwt	570,398	7,529,341				18	287	975
Pickled.	"	27,175	174,309			2,908	15,865	287	975
Smoked.	"	55,792	386,205					287	975
Tongues and sounds.	"	811	10,169				10	287	975
Wet salted.	"	1,802	30,559					287	975
Wet salted.	"	241,834	1,732,463					287	975
Wet salted.	"		59,176					287	975

SESSIONAL PAPER No. 10b

Commodity	Unit	Value	Quantity	Weight	Value	Quantity	Weight	Value	Quantity	Weight	Value	Quantity	Weight
Haddock—													
Dry salted	Lb.	615,778	73,826	Cwt.	36,865	412,085	759	287	759	759	287	759	
Fresh or frozen	"	1,440		"	22,011	190,076	700	287	700	287	700	287	
Smoked	"			"	13,587	172,064	700	287	700	287	700	287	
Halibut, fresh	Lb.			"	4,511,800	629,195	26,185	331,897	976	701	287	701	
Halibut, pickled	Lb.			"	4	50							
Herrings—													
Fresh or frozen	"	390,170	21,377	"	121,114	817,542	703	287	703	287	703	287	
Pickled or salted	"	12,453,819	688,864	"	8,114	41,007	704	287	704	287	704	287	
Smoked	"	30,185	2,227	"	1,270	8,891	705	287	705	287	705	287	
Lake, fresh or frozen	"			"	5,245,135	691,067	898	287	706	287	706	287	
Lake, pickled	"			"	218,085	549,165	701	287	701	287	701	287	
Lake, smoked	"			"	237,630	1,306,752	38,545	242,336	977	704	287	704	
Sea, canned	"			"	18,355	389,511							
Sea, fresh or frozen	"			"									
Sea, pickled	"			"									
Sea, smoked	"			"									
Lavo fish and fish eggs for propagating purposes	Lb.	171,176	602	"	4,890,167	2,230,064	32,832	17,100	978	706	287	706	
Lobsters, canned	Lb.			"	4,240,948	780,078							
Lobsters, fresh	Lb.	22,153	2,637	"	55,455	566,324							
Mackerel, fresh	Cwt.			"	66,965	849,823	2,400	36,630	978	708	287	708	
Mackerel, pickled	"			"									
Oysters, canned in cans not over one pint	Can	279,768	41,087	Lb.	50	9							
Oysters, canned in cans over one pint but not over one quart	Quart	783	462	"									
Oysters, canned in cans exceeding one quart	Gal.	2,840	21,672	"	602	5,337							
Oysters, fresh, in shell	Gal.	115,577	244,855	Bbl.									
Oysters, shelled, in bulk	Lb.	14,435	7,065	"									
Oysters, prepared or preserved, n.o.p.	"			"									
Pollock, baker, eusk and ling, dry salted	"			"									
Pollock, baker, eusk and ling, fresh or frozen	"			"									
Salmon, canned, prepared or preserved, n.o.p.	"			"									
Salmon, dry salted (return)	"			"									
Salmon, fresh	Lb.	908,557	57,573	"	57,824	593,615							
Salmon, pickled or salted	"			"	46,413	269,577							
Salmon, smoked	"			"	17,813,697	10,297,803	121,508	25,283	979	770	287	770	
Salmon, baker, eusk and ling, dry salted	"			"									
Salmon, baker, eusk and ling, fresh or frozen	"			"									
Sea fish, other, fresh	Lb.	1,022,354	109,555	"	80,338	791,332	1,446	45,702	979	772	287	772	
Sea fish, other, pickled	"			"	10,556	141,194	10	110	980	773	287	773	
Sea fish, other, preserved	"	26,650	8,467	"	18,065	3,369							
Seed and breeding oysters, imported for the purpose of being planted in Canadian waters	"			"									
Squid	"	218,998	18,091	"	12,611	127,049	507	4,180	980	773	287	773	
Sword fish	"	664,757	39,377	"	894	5,509							
Tadpole	"	2,417	505	"	18,351,237	358,509	86,012	21,187	981	774	287	774	
Whale meat	"			"									
Whitefish	"			"									
Other fish, fresh	"			"									
Other fish, fresh, not in barrels or half-barrels	"			"									
Other fish, fresh, or dried in barrels or half-barrels	"			"									
Other fish, pickled	"			"									
Other fish, pickled, not in barrels or half-barrels	"			"									
Other fish, pickled, or salted in barrels	"			"									
Other fish, preserved in oil	"			"									
Other fish, prepared or preserved, n.o.p.	"			"									
Other fish, smoked or boned	"			"									
Other articles, the produce of the fisheries, n.o.p.	"			"									
Total Fish		2,437,654			36,391,626			708,631			247	777	981

No. 18 Imports Entered for Consumption and Exports during Fiscal Year ended March 31, 1919; with References to Tables of Trade by Countries, 1915 to 1919—Continued.

TRADE CLASSIFICATION.	Imports for Consumption, 1919.				Exports, 1919.				TRADE BY COUNTRIES, 1915-1919.	
	Unit of Quantity.	Quantity.	Value.	Unit of Quantity.	Quantity.	Value.	Quantity.	Value.	For Imports see Page.	For Exports see Canadian, Foreign. Page.
Foodstuffs—Continued.										
Provisions—Continued.										
Meats—Continued.										
Extracts of meats and fluid beef, not medicated, and soups of all kinds			682,855							
Game, dressed or undressed						5,048				
Bams	Lb.	5,928,089	913,876		1,066,649	1,196,117	556,990	184,712	326	793
Mutton and lamb, fresh, chilled or frozen.	"	11,187,496	2,434,115		1,933,308	441,221	803,029	112,373	327	791
Pork, barrelled in brine	"	3,316,920	813,266		2,410,382	592,955			327	795
Pork, fresh, chilled or frozen	"				31,907,724	11,118,069	18,600	4,126		795
Pork, pickled	"					172,701			327	795
Poultry, dressed or undressed			51,971							
Poultry and game, n.o.p.					288,403	33,363				796
Tongues	Lb.	328,223	41,326					70	328	796
Other meats, fresh, chilled or frozen	"	300,047	97,659		5,895,181	588,365	278		328	796
Other meats, salted, n.o.p.										
Total Meats			5,905,271			85,590,161		500,906	328	797
Total Provisions			9,102,681			128,064,117		595,680	329	797
Rennet, raw and prepared			65,554						329	
Salt—										
Salt, imported from the United Kingdom or any British Possession; or imported for the use of the sea or gill fisheries.	Cwt.	1,894,062	755,301						329	
Salt, in bulk, n.o.p.	"	1,006,780	315,148		15,914	17,082	117,789	105,365	330	798
Salt, n.o.p., in bags, barrels, and other coverings	"	266,430	152,116						331	
Total Salt		3,267,272	1,222,559		15,914	17,082	117,789	105,365	331	798
Sausage casings or skins, not cleaned			2,114							
Sausage casings, n.o.p.			372,113			814,017		255,938	331	799
Spices—										
Nutmegs and mace, whole or unground	Lb.	182,860	37,374							
Nutmegs and mace, ground	"	2,341	1,033							
Ginger and spices, n.o.p., unground	"	3,574,646	596,101							
Ginger and spices, n.o.p., ground	"	69,783	19,544							
Total Spices		3,829,630	684,052							

SESSIONAL PAPER No. 10b

Sugar, Syrup and Molasses— Classifying any admixture thereof.	Lb.	2,584,326 3,650	151,866 736	1,743,366 6,950	1,062,895 12,292	799 800	335 335 336	995
Maple sugar.....	"	497,291	199,274					
Molasses of 20 degrees, testing by polariscope under 35 degrees but not less than 30 degrees, the product of the manufacture of cane sugar from the juice of the cane without any admixture with any other ingredient when imported direct from the place of production, or the refined part in the original packages in which it was placed at the place of production, and not afterwards subjected to any process of treating or mixing, testing by polariscope not less than 35 degrees but not more than 56 degrees.....	Gal.	202,464	68,780	9,107	8,337		336	
Molasses testing over 56 degrees and not more than 75 degrees by the polariscope, the product of any British country entitled to the benefits of the British Preferential Tariff when produced from sugar cane and imported direct, by ship from the country of production, or from any British country, in the original packages in which it was placed at the place of production, and not afterwards subjected to any process of treating or mixing.....	Gal.	5,819,561	3,237,966				337	
Molasses and syrup of all kinds, the product of the sugar cane or beet, n.o.p., and all imitations thereof or substitutes thereof.....	Lb.	5,862,919	298,035 265				337 337	
Sugar candy, all confectionery of all kinds, n.o.p., including sweetened grains, caramelized peel, candied pop corn, candied fruit, candied nuts, savouring powders, custard powders, jelly powders, sweetmeats, savouring breads, cakes, pies, puddings and all other confectionery, not containing sugar.....	Lb.	1,350,188	237,039	1,962,744	74,256		338	994
Sugar, above No. 16 D. S. in colour, and all refined sugars of whatever kind, grades or standards.....	"	42,330	2,149		147		338	995
Sugar, n.o.p., not above No. 16 D. S. in colour, sugar drainings, or pumpings drained in transit, molado or concentrated molado, tank bottoms and sugar concrete.....	"	718,940,086	35,381,888	2,052,935	169,708		339	995
Sugar-house syrup.....	"	39,493,078	82,820	3,297,549			340	996
Total Sugar, Syrup and Molasses.....								
Tea—								
Tea of Ceylon, black, imported direct from Ceylon or purchased in bond in the United Kingdom.....	Lb.	1,959,553	422,574				341	
Tea of Ceylon, black, n.o.p.....	"	9,003	3,486				341	
Tea of Ceylon, green, imported direct from Ceylon or purchased in bond in the United Kingdom.....	"	89,229	22,908				342	
Tea of Ceylon, green, n.o.p.....	"	750	364				342	
Tea of China, black, imported direct from China or purchased in bond in the United Kingdom.....	"	478,526	115,274				342	
Tea of China, black, n.o.p.....	"	4,763	1,505				342	
Tea of China, green, imported direct from China or purchased in bond in the United Kingdom.....	"	108,097	29,737				343	
Tea of China, green, n.o.p.....	"	7,179	2,027		2,961,968	1,641,628	343	996
Tea of India, black, imported direct from India or purchased in bond in the United Kingdom.....	"	2,056,358	449,853				343	
Tea of India, black, n.o.p.....	"	8,556	2,773				343	
Tea of India, green, imported direct from India, or purchased in bond in the United Kingdom.....	"	1,260	227				344	
Tea of India, green, n.o.p.....	"						344	

No. 18—Imports Entered for Consumption and Exports during Fiscal Year ended March 31, 1919; with References to Tables of Trade by Countries, 1915 to 1919—Continued.

TRADE CLASSIFICATION.	IMPORTS FOR CONSUMPTION, 1919				EXPORTS, 1919				TRADE BY COUNTRIES, 1915-1919						
	Unit of Quantity	Quantity	Value.	Unit of Quantity	Quantity	Value.	Foreign Produce.	Quantity	Value.	Quantity	Value.	For Imports		For Exports	
												Page.	Page.	Canadian.	Foreign.
Foodstuffs.—Continued.			\$			\$			\$						
Tea of Japan, green, imported direct from Japan or purchased in bond in the United Kingdom.....	Lb.	3,482,214	913,256										311		
Tea of Japan, green, n.o.p.....	"	53,426	11,017										345		
Tea of other countries, black, imported direct from country of growth or purchased in bond in the United Kingdom.....	"	8,764,219	1,785,069										345		
Tea of other countries, black, n.o.p.....	"	74,237	16,375										345		
Tea of other countries, green, imported direct from country of growth or purchased in bond in the United Kingdom.....	"	84,839	17,025										346		
Tea of other countries, green, n.o.p.....	"	679	17,424										346		
Total Tea.....	"	17,174,279	3,793,724	Lb.			2,961,968		1,041,022				346		995
Vegetables.—															
Beets, sugar.....	No.	1,036,972	176,786	Ton.	2,898	29,873							347		802
Melons.....	Bush.	45,078	88,940										347		
Potatoes, sweet, and yams.....	Bush.	125,140	85,940										347		
Potatoes, dried, desiccated or otherwise prepared.....	Bush.	862,215	85,940		2,822,550	2,832,350	694		373				348		802
Potatoes, n.o.p.....	Bush.	234,155	714,811										348		
Tomatoes, fresh.....	Lb.	2,578,301	243,432										349		803
Tomatoes and cooked corn in cans or other air-tight packages.....	"	3,039,680	337,449										349		803
Vegetables and baked beans in cans or other air-tight packages, n.o.p.....	Bush.				2,235,218	933,028			19,315				350		803
Turnips.....			1,359,705			191,549			6,256				350		804
Vegetables, n.o.p.....			3,896,463			12,841,422			25,944				350		804
Total Vegetables.....			3,896,463			12,841,422			25,944				351		805
Vinegar above strength of proof.....	Gal.	34,010	3,850										351		805
Vinegar of any strength not exceeding strength of proof.....	"	48,171	17,729										351		805
Yeast cake.....	Lb.	395	115										352		
Yeast, compressed in packages weighing less than 50 pounds.....	"	6,641	1,442										352		
Yeast, compressed in bulk or mass of not less than 50 pounds.....	"	3,801,551	976,012										352		805
Recapitulation—Foodstuffs.....			121,185,169			427,430,276			24,478,958				352		805
Fossils			8,181										353		
Foundry faenaga of all kinds.....			41,335										353		
Fullers earth in bulk only.....			18,482										354		
Furs, Hides and Leather.—															
Furs.—															
Astrachan or Russian huro skins and China goat skins, pluces or rugs, wholly or partially dressed but not dyed.....			145,067			32,358			892				354		807
Fur skins, undressed, the produce of marine animals.....			12,962										354		1,000
Fur tails in the raw state.....			3,378,179			13,199,431			2,070,823				355		807
Fur skins of all kinds, not dressed in any manner, n.o.p.....			635,439			85,381			85,966				355		806
Fur skins wholly or partially dressed, n.o.p.....													355		806

SESSIONAL PAPER No. 10b

Oils—Fish—														
Cod-liver oil.....	Gal.	288	952	297,315	399,056	10,826	12,057	375	817	1006				
Cod oil, n.o.p.....	"	170,111	275,478	83,323	121,802	8,945	9,812	376	817	1007				
Seal oil.....	"	162,374	222,119	43,352	94,141			377	818	1007				
Whale and spermuet oil.....	"	34,036	40,143	120,009	124,476			377	818	1007				
Other fish oil.....	"							377	818	1007				
Total Fish Oils.....		308,454	541,951	511,210	712,088	19,771	22,709							
Oils—Mineral—														
Asphaltum oil.....	Gal.	33,984	33,984											
Carbolic or heavy oil.....	"	130,878	33,712											
Coal and kerosene, distilled, purified or refined.....	Gal.	3,301,319	433,796	2,712,047	273,643	45,062	3,378		810	1008				
Crude petroleum, less oils other than naphtha, benzine and gasoline lighter than .8235 but not less than .775 specific gravity at 60 degrees.....	"	47,135	5,824											
Crude petroleum in its natural state, 7900 specific gravity or heavier at 60 degrees temperature, when imported by oil refiners to be refined in their own factories.....	"	261,819,941	11,666,967	221,336	21,011	54,782,951	2,683,041		810	1007				
Gasoline under .725 specific gravity at 60 degrees temperature.....	"	2,825,812	731,449											
Illuminating oils composed wholly or in part of the products of petroleum, coal, shale or lignite, costing more than 30 cents per gallon.....	"	228,433	175,776	361,081	106,464	316,312	75,158		810	1008				
Naphtha and gasoline.....	"													
Petroleum imported by miners or mining companies or concerns for use in the concentration of ores of metals in their own concentrating establishments.....	Gal.	4,719	1,922											
Petroleum (not including crude petroleum imported to be refined or illuminating or lubricating oils) .8235 specific gravity or heavier at 60 degrees temperature.....	"	139,645,201	7,929,246											
Products of petroleum, n.o.p.....	"	29,882,952	5,574,659											
Total Mineral Oils.....		20,589,338		3,324,404	404,108	55,174,015	2,762,177		820	1008				
Oils—Other than Fish and Mineral—														
Animal oil, hard.....	Gal.	27,546	35,866											
Animal oil, neat-foot.....	"	3,699	5,077											
Animal oil, other, n.o.p.....	"	298,777	373,156	83,466	147,719				820	1009				
Cresote oil.....	Lb.	16,371	55,209	1,741,558	203,780				821	1009				
Essential oils, pepper-ut.....	"	398,104	676,281											
Essential oils, other, n.o.p.....	"													
Lubricating oils composed wholly or in part of petroleum and costing less than 25 cents per gallon.....	Gal.	2,339,785	403,888											
Lubricating oils, n.o.p.....	"	3,406,108	1,492,374											
Vegetable Oils—														
Caster.....	"	56,079	135,000											
Cocoonut, palm and palm kernel, not edible, peanut and soy-a bean for manufacture of soap.....	"	2,390,407	3,089,637											
Cocoonut oil, n.o.p.....	"	28,929	45,121											
Cotton seed, crude, for the manufacture of refined cotton seed oil.....	"	1,596,851	7,463,361											
Cotton seed, refined, edible, and peanut for canning fish.....	"	86,941	179,758											
Cotton seed oil, n.o.p.....	"	169,620	287,411											
Flaxseed or linseed oil, raw or boiled.....	Lb.	70,209	12,657											
olive, for manufacturing soap or tobacco or for canning fish.....	Gal.	2,896	11,824											
olive oil, n.o.p.....	"	17,533	52,604											
Palm, bleached, and Shea butter.....	Lb.	1,654	806,496											
Rosin oil and China-wood oil.....	Gal.	996	1,903											
Sesame seed oil.....	"	329,324	269,630											
All other oils, not elsewhere specified.....	"													
Total Oils.....		329,324	269,630	51,128	50,815				822	1010				

No. 18—Imports Entered for Consumption and Exports during Fiscal Year ended March 31, 1919; with References to Tables of Trade by Countries, 1915 to 1919—Continued.

TRADE CLASSIFICATION.	IMPORTS FOR CONSUMPTION, 1919.			EXPORTS, 1919.				TRADE BY COUNTRIES, 1915-1919.			
	Unit of Quantity.	Quantity.	Value. \$	Unit of Quantity.	Canadian Produce.		Foreign Produce.	For Imports see		Page.	
					Quantity.	Value. \$		Quantity.	Value. \$		Canadian.
Greases, Oil, Soap and Wax— <i>Continued.</i>											
Oil—Other than Fish and Mineral— <i>Continued.</i>											
Vegetable oil, not otherwise provided for	Gal.	143,375	236,512	Gal.	743,574	857,334	230,782	389	821	1009	
Total Oils other than Fish and Mineral					3,653,287	1,459,648	290,597	390	823	1010	
Soap—					7,521,991	2,375,843	55,484,973	390	824	1011	
Castile								391			
Common or laundry	Lb.	91,110	17,711					391			
Common, soft and liquid	"	4,765,079	444,241					391			
Barnes soap	"	134,939	11,556					392			
Perfume and other soap powders	"	4,645	338					392			
White-oil soap	"	577,784	44,710	Lb.	4,017,985	560,025	641	392	825	1011	
Wax, soap, including pine-ro, silver and mineral soaps, sapolio and like articles	Lb.	10,351	391,516					392			
								393			
Total Soap			1,267,808		4,017,985	560,025	641	393	825	1011	
Tallow	Lb.	1,155,088	161,983		1,379,153	173,491	169,839	394	825	1012	
Wax—											
Beeswax	Lb.	216,109	106,630					394	826	1012	
Mineral wax	Lb.	1,505,538	190,941	Cwt.	61,709	620,960		395			
Paraffin wax								395			
Sealing wax	Lb.	634,875	16,326					395			
Vegetable and mineral wax, soap			51,582					395			
Total Wax			528,481	Cwt.	61,709	620,960		396	826	1012	
Recapitulation—Greases, Oil, Soap and Wax			57,440,210			4,149,138		396	826	1012	
Gun or pistol covers or cases, game bags, loading tools, and cartridge belts of any material			1,616					397			
Gut—Chicle or worm gut manufactured, adapted for the manufacture of whip or other cord or ligatures			6,784					397			
Gutta-percha and India-rubber											
Balata, crude	Lb.	1,110	1,071					397	827	1013	
Boiling shoss			188,299					397	827	1013	
Booting shoss			194,376					398	827	1013	
Clothing and clothing made waterproof with India-rubber			141,535		14,332	2,058,715		398	827	1013	
Felts of cotton and rubber, not exceeding seven inches wide, when imported by manufacturers of card clothing, for use exclusively in the manufacture of card clothing in their own factories					13,784	24,777		398	827	1013	
			2,877					398			

SESSIONAL PAPER No. 10b

Hard rubber, in sheets, but not further manufactured, also hard rubber in strips or rods but not further manufactured, when imported for use in Canadian manufactures.	Lb.	31,083	25,707	195,556	309	828	1013
Hard rubber, unfinished, in tubes, for the manufacture of fountain pens			3,383	6,481	359	828	
Loss, including cotton or linen, lined with rubber			135,135		393		
Mats and matting			4,828		400		
Backings			119,286				
Rubber and gutta-percha, crude caoutchouc or India-rubber unmanufactured	Lb.	10,227,222	7,794,260		600		
Rubber powdered and rubber or gutta-percha waste or junk		3,262,417	237,358		401		
Rubber, recovered	"	3,083,386	179,577		401		
Rubber substitute	"	1,473,285	175,514		402		
Rubber thread not covered	"	41,150	65,150		402		
Tires of rubber for vehicles of all kinds			1,045,140	3,016,074		828	1013
Waste				129,925		829	1014
Other manufactures of India-rubber and gutta-percha, n.o.p., and rubber cement			1,287,601	200,304		829	1014
Recapitulation—Gutta-percha and India-rubber			12,065,693	5,629,500		830	1014
Hay	Ton	9,276	240,985	7,696,401	403	830	1015
Ice			35,055	52,534	404	831	
Indian work				64,510		831	1015
Ivory—							
Ivory nuts, vegetable	Lb.	106	89,340		404		
Ivory, unmanufactured (animal)			184,587		404		
Piano-key Ivories			3,474		405		
Other manufactures of Ivory			278,311		405		
Recapitulation—Ivory			750,771		405		
Jevelry, n.o.p.	Cwt.	5,731	23,907	95,594	406	832	1016
Junk, old				185,490		832	1016
Lamps and lanterns				31,325		832	1016
Levelling			851		406		
Life saving appliances, miners rescue and automatic resuscitation apparatus for artificial breathing			20,147				
Levelling				96,330		833	1016
Levelling				155,877		833	1016
Machine card-clothing	Cwt.	163,739	59,140	67,052	407		
Magic lanterns and slides therefor and moving picture machines			66,387		407		
Moving picture or cinematograph films, positives, 1 1/2 inches in width and over			143,800		407		
Mattresses, hair, spring and other	Lin. Ft.	12,338,473	917,032		407		
Meat, salted			2,247		408		
Meat, fresh			10,135		408		
Meat, horses, cattle, carriages and harness of				8,669		833	1016
Metals and Minerals—							
Alumina	Cwt	1,002,206	2,296,721		408		
Aluminum in ingots, blocks, bars, rods, strips, sheet or plates	Lb.	288,371	14,756		409		
Aluminum foil or roll			79,084		409		
Aluminum tubing in lengths of not less than 6 feet, not bent, polished or otherwise manufactured					409		
Aluminum, manufactures of, n.o.p.	Lb.	8,460	202,726	189,701	410	834	1017
Alloys of nickel, zinc, copper, silver or gold			2,705		410		
Arsenic							
Asbestos			54,625	358,145		834	
Asbestos sand and waste			125,361	8,010,210		834	
Asbestos, in any form other than crude, and all manufactures of			24,883	247,812		835	
Babbit metal in blocks, bars, sheets				45,146		835	1017
			649,604		410		
			26,214		410		

No. 18 Imports Entered for Consumption and Exports during Fiscal Year ended March 31, 1919; with References to Tables of Trade by Countries, 1915 to 1919.—Continued.

TRADE CLASSIFICATION.	IMPORTS FOR CONSUMPTION, 1919.				EXPORTS, 1919.				TRADE BY COUNTRIES, 1915-1919.				
	Unit of Quantity.	Quantity.	Value.	Unit of Quantity.	Canadian Quantity.	Canadian Produce. Value.	Foreign Quantity.	Foreign Produce. Value.	For Imports see		For Exports see		
									Page.	Page.	Page.	Page.	
Metals and Minerals—Continued.													
Bismuth, metallic, in its natural state	Lb.	2,470	\$ 9,370						410				
Black lead									411				
Blanketing and lapping and discs or mills for engraving copper rollers, imported by cotton manufacturers, enlce printers, and wall paper manufacturers for use in their own factories only			36,841						411				
Brass—													
Brass in bars and rods, in coils or otherwise, not less than 6 feet in length.			211,755	Cwt.	38,188	1,033,461	11	371	411	836		1017	
Brass rods, sheets, tubing, etc.			100,107						412				
Brass in strips, sheets or plates, not polished, planished or oxidized			487,788						412				
Brass in blocks, ingots or pigs	Cwt.	22,421	5,482						412				
Brass caps adapted for use in the manufacture of electric batteries													
Brass caps, being rough blanks, for the manufacture of paper shells or cartridges, when imported by manufacturers of brass and paper shells and cartridges, for use exclusively in the manufacture of such articles in their own factories			519,755						412				
Glove fasteners, metal, slow cycles, cross cycles, shoe cyeler hooks and shoe lace wire fasteners			693,030						411				
Nails, tacks, rivets and bars or washers			192,337		72,685	1,118,819			413	845		1017	
Old and scrap	Cwt.	11,536	28,129						413				
Rings, hand, n.o.p.			238,838						414				
Tubing not polished, bent or otherwise manufactured, in lengths not less than 6 feet.	Lb.	581,257	177,274						411				
Wire cloth, or woven wire of brass, n.o.p.			116,771						411				
Wire, plain.	Lb.	322,908	2,659,324						415				
Other manufactures of brass.			5,231,230	Cwt.	110,873	2,182,780	13	371	415			1017	
Total Brass			10,876						415				
Britannia metal in pigs, blocks or bars	Cwt.	155	16,623						416				
Britannia metal manufactures of, not plated			191,469						416				
Blocks and chaps of iron, steel, brass or copper, all kinds, n.o.p. (not being jewelry)			1,067						417				
Cages—bird, parrot, squirrel and rat, of wire, and metal parts thereof													
Cinabar													
Cobalt													
Cobalt, metallic													
Cobalt alloys													
Composition metal and plated metal, in bars, ingots or cores, for the manufacture of watch cases, jewelry, filled gold and silver seamless wire.			39,520						417				
Copper—													
Copper, fine, contained in ore, matte, regulus, etc.													
Copper, in bars and rods in coil or otherwise, in lengths of not less than 6 feet, unmanufactured.			1,014,210	Lb.	65,012,400	8,084,191			417	837			
Copper, in blocks, pigs or ingots.	Cwt.	351,000	869,365				7,155	297,709	417			1018	

SESSIONAL PAPER No. 10b

Copper, in strips, sheets or plates, not polished, planished or coated.	Cwt.	13,250	404,456	Cwt.	31,983	590,905	418	837
Copper, old and scrap.		6,446	140,023				418	
Copper rollers adapted for use in calico printing.			181				419	
Copper tubing in lengths of not less than 6 feet, and not polished, bent or otherwise manufactured.	Lb.	446,338	188,779				419	
Copper wire cloth, or woven wire of copper.		3,237	3,237				419	
Copper wire, plain, tinned or plated.	Lb.	170,317	68,436				419	
Other manufactures of, n.o.p.		291,099	291,099				420	
Total Copper.			5,997,926		20,991,179		420	858
Cryolite or kryolite.	Cwt.	14,633	137,258				420	
Electric light fixtures and parts thereof, of metal.			272,776				421	
Frames not more than 10 inches in width, clasps and fasteners, adapted for use in the manufacture of purses and chape-laine bags or reticules.			39,614				421	
Furniture springs.			81,561				421	
Gas, coal oil, or other lighting fixtures of metal, including lava or other tips, burners, collars, galleries, and shade holders.			149,303				422	
Gas burners, collars, galleries, and shade holders.			90,922				422	
Gas meters and incandescent gas burners.			34,993				422	
Gold and Silver—								
Electro-plated ware and gilt ware, n.o.p.			120,410			9,202,033	422	870
Gold-bearing quartz, dust, nuggets, etc.			31,116				423	1018
Gold, silver and Dutch or schlag metal leaf.			10				423	
Silver and other coin, foreign, except gold.							423	820
Silver, metallic, contained in ore.							423	820
Silver bullion.				Oz.	15,785,783	15,842,329	423	840
Silver contained in ore, concentrates, etc.			55,149		3,973,695	3,677,313	423	
Sterling or other silverware, n.o.p.			40,885				423	
Other manufactures of gold and silver, n.o.p.			247,870			28,721,675	423	840
Total Gold and Silver.			907,349				421	
Iron and Steel—								
Engot moulds, glass moulds of metal.							424	
Agricultural Implements—								
Binding attachments.			30,986				424	
Cultivators, weeders and parts of.	No.	6,196	162,208	No.	8,582	450,367	424	1018
Drills, seed.			201,460		11,172	1,091,992	424	841
Farm, road or field rollers.			3,146				424	1019
Fork, pronged.			42				425	
Harrow and parts of.			17,376				425	
Harrows and parts of.			12,923	No.	10,396	227,769	425	842
Hay loaders.	No.	2,508	403,670	No.	8,363	1,524,442	425	843
Hay tedders.			439,638				425	
Hoes.			17				426	
Hoss.			22,450				426	
Knives, edging.			456				426	
Knives, hay or straw.			20,155				426	
Lawn mowers.			3,033				426	
Manure spreaders.			1,071				427	
Mowing machines.			2,310				427	
Plougs and parts of.			6,869				427	
Post-hole diggers.			302				427	
Reapers, horse.			302				427	
Rakes, n.o.p.			1,461		11,571	760,688	427	843
Reapers.	No.	5,405	2,513,059	No.		2,436,347	428	1020
Scythes.			6,731				428	
Seeders.			1,021				428	
Shovels or reaping hooks.			65,690				428	
			3,384		1,850	78,202	429	845
			7,491				429	
			1,115		457	38,573	429	846
	Doz.	1,373	13,942	No.	38	3,401	429	846
			905				430	
		321						

No. 18—IMPORTS Entered for Consumption and Exports, during Fiscal Year ended March 31, 1919; with References to Tables of Trade by Countries, 1915 to 1919—Continued.

TRADE CLASSIFICATION.	IMPORTS FOR CONSUMPTION, 1919				EXPORTS, 1919				TRADE BY COUNTRIES, 1915-1919				
	Unit of Quantity	Quantity	Value. \$	Unit of Quantity	Canadian Produce. Value. \$	Foreign Produce. Value. \$	For Imports see		For Exports see				
							Quantity	Value. \$	Canadian.	Foreign.	Quantity	Value. \$	Canadian.
Metals and Minerals—Continued.													
Iron and Steel—Continued.													
Agricultural Implements—Continued.													
Snathes	Doz	21	105								479		
Spades and shovels	"	4,029	13,227								430		
Spade and shovel blanks and iron and steel cut to shape for the same	"	716	158								331		
Other agricultural implements			151,078		516,151						431	817	1020
Parts of agricultural implements, n.o.p.			631,307		944,211						847	847	1021
Total Agricultural Implements			4,943,278		8,017,206						131	848	1021
Anchors for vessels	Cwt.	16,055	109,573								432		
Angles, beams, channels, and other rolled shapes of iron or steel, not punched, drilled, or further manufactured than rolled, weighing not less than 35 lb. per lineal yard, not being square, flat, oval or round shapes, and not being railway bars or rails	"	1,143,148	3,579,336								132		
Angles, tees, beams, channels, girders, and other rolled shapes or sections not punched, drilled or further manufactured than rolled, n.o.p.	"	611,105	1,331,097								433		
Axles and vises			85,233								432		
Axles and axle parts, n.o.p., and axle blanks and parts thereof of iron or steel, for railway, tramway or other vehicles			2,026,881								433		
Ball bearings—Flat steel, cold rolled, not over 3/4 inch thick, for the manufacture of cups and cones for ball bearings			103,900								433		
Balls, steel, adapted for use on bearings of machinery and vehicles											133		
Bands, strips or sheets, No. 14 gauge or thinner, coated, polished or not, and rolled iron or steel sections, not being ordinary square, flat, or round bars, when imported by manufacturers of saddlery, hardware and harness			28,701								431		
Bars and rods				1 ton	97,905	7,811,004		2,487	292,715			849	1021
Bars, band, hoop, scroll or strip, sheet or plate of any size, thickness or width, galvanized or coated with any material, or not, and steel blanks for the manufacture of rolling cutters when of greater value than 33 cents per pound	Cwt.	1,409,072	11,419,193								431		
Bar iron or steel, rolled, whether in coils, bundles, rods or bars, comprising rounds, ovals, squares and flats, n.o.p.	"	1,035,021	3,213,903								431		
Bars or sheets of steel, to be used exclusively in the manufacture of shovels	"	69,521	265,935								435		
Bayonets, swords, fencing foils and masks			2,073								435		
Blanks of iron or steel, weighing not less than 69 lbs. per lineal yard	Cwt.	77,411	287,252								436		
Blinders of steel, n.o.p.	"	1,397	1,051								436		
Bridges, masts and bismars				1 ton	51,161	2,270,721		2,092	15,392			850	1021
Bridges or parts thereof, iron or steel structural work, columns, shapes or sections, drilled, punched, or in any further state of manufacture than as rolled or cast, n.o.p.			281,920								436		
Bridges and tunnels across the boundary, materials to be used in Canada in the construction of											436		
Butt and hinges, n.o.p.			85,641								436		

SESSIONAL PAPER No. 10b

Cart or wagon skeins or boxes	10,917	117,729	10,917					437	
Castings, malleable iron, when imported by manufacturers of mowers, binders, harvesters and reapers.	285,437		285,437					437	
Castings, iron (malleable)	279,149		279,149					437	
Castings, iron, n.o.p. (not malleable)	1,053,186		1,053,186					437	
Castings, steel	199,968		199,968			448,087	21,906	438	850
Castings, n.o.p.								438	1022
Chains, coil chain, chain links, including repair links and chain shackles, of iron or steel, 1 1/2 inch in diameter and over	4,187		4,187					438	
Chains, coil chain and links including repair links and chain shackles of iron or steel, n.o.p.	5,395		5,395					438	
Chain, malleable sprocket or link belt, for the manufacture of agricultural implements								439	
Chains, n.o.p.	205,920		205,920					439	
Chains—Rolled round rods in the coil, of iron or steel, for the manufacture of	279,963		279,963					439	
Chromium iron	141,543		141,543	Ton	15,639	372,767		439	851
Chrome steel	51,974		51,974					440	
Crean separators—each enter into the construction and form part of when imported by manufacturers of cream separators to be used in the manufacture thereof, and articles of metal for use in the manufacture of cream separator parts	599,806		599,806					440	
Cutlery—Pocket-knives, jack-knives and pocket-knives of all kinds	271,403		271,403					441	
Cutlery—Knives and forks of steel, plated or not, n.o.p.	292,402		292,402					441	
Engines, n.o.p.	600,751		600,751					441	
Engines, Boilers, etc. (see also "Machinery")—								441	
Boilers, steam, and parts of	271,959		271,959					441	
Boilers, n.o.p., and parts of	148,146		148,146					442	
Fire engines, n.o.p.	12		12					442	
Gasoline and steam engines	48,216		6,379,593	No.	1,479	290,797	289	442	851
Locomotives for railways	79		147,699					442	1022
Locomotive parts	67		48,679					443	
Motor cars for railways and tramways	182		281,379					443	
Steam engines								443	
Ferromanganese and spiegeleisen containing more than 15% manganese	33,282		3,806,242	Ton				444	
Ferromanganese and spiegeleisen containing not more than 15% manganese, and other ferro alloys, n.o.p.	15,667		482,383					444	
Ferrosilicon containing more than 15% silicon	21		430					444	
Ferrosilicon containing not more than 15% silicon	7,758		23,436					445	
Ferro-silicon and ferro compounds								445	
Fire extinguishing machines, including sprinklers for fire protection								445	1023
Flat oval bar blanks, not punched nor drilled, for use exclusively in the manufacture of bridges, or of steel structural work, or in car construction	117,157		117,157	Ton	21,624	2,620,923	31	445	852
Forgings of iron or steel, of whatever shape or size, or in whatever stage of manufacture, n.o.p., and hammered, drawn or cold rolled iron or steel bars or shapes, n.o.p.								445	
Gas hoists: Articles for the manufacture of gas hoists and gas beams for the Government of Canada or for export.	3,613,748		383,779	Lb.				446	852
Gas hoists and parts of			10,963					446	1023
Guns, rifles, including air guns and air rifles (not being toys), muskets, cannons, pistols, revolvers, or other firearms, unfinished, and guns and rifles—Mortars, or parts in the rough, unfinished, and screws, nuts, bands and springs, and steel for roughly unfinished parts, to be used in rifles to be manufactured for the Government of Canada	179,860		1,800,279			1,800,279	415,421	446	852
								446	1023

10 GEORGE V. A. 1920

No. 18—Imports Entered for Consumption and Exports during Fiscal Year ended March 31, 1919; with References to Tables of Trade by Countries, 1915 to 1919.—Continued.

TRADE CLASSIFICATION.	IMPORTS FOR CONSUMPTION, 1919.			EXPORTS, 1919.				TRADE BY COUNTRIES, 1915-1919.		
	Unit of Quantity	Quantity	Value.	Unit of Quantity	Canadian Produce.		Foreign Produce.		For Imports see Canadian.	For Exports see Foreign.
					Quantity	Value.	Quantity	Value.		
Metals and Minerals.—Continued.			\$			\$		\$		Page.
Iron and Steel.—Continued.										Page.
Guns and rifles.—Machinery and tools not manufactured in Canada up to the required standard necessary for any factory for the manufacture of rifles for the Government of Canada.										347
Hardware, viz.: Builders' cabinet-makers', upholsterers', harness-makers', saddlers' and carriage hardware, including curry-combs, n.o.p.			533,622			2,631,893		50,881	853	1923
Hoop, band, scroll or strip, rolled, No. 14 gauge and thinner, and rolled iron or steel sheets, imported by manufacturers for use in their own factories in the manufacture of galvanized iron or steel	Cwt.	162,098	750,096							347
Hoop, band, scroll, strip or sheet										347
Hoop, band, scroll or strip, No. 14 gauge and thinner, galvanized or coated with other metal or not, n.o.p., including drawn iron or steel of this description for the manufacture of mats.	"	141,112	701,261							347
Hoop, band, scroll or strip, 12 inches or less in width, No. 13 gauge and thicker, n.o.p.	"	31,336	101,086							448
Hoop, iron or steel, galvanized, Nos. 12 and 13 gauge.	"	5,445	18,378							448
Horse, mule and ox shoes.			51,519							448
Ingot, cast, iron, less finished than iron or steel bars, but more advanced than pig iron, except castings.	Cwt.	2,433	7,513							449
Knifedges.	Ton	1	20							449
Knife blades, or blanks, and table forks of iron or steel, in the rough, not handled, filed, ground or otherwise manufactured.			674							449
Locks of all kinds.			18,189							449
Machinery.—										
Adding machines.	No	1,554	57,364							450
Beet-root sugar factories.			43,891							450
Biopette-making machines.			26,247							450
Carding, spinning, weaving or braiding machinery or machinery for knitting fibrous material, of a class or kind not made in Canada.			2,299,228							450
Cement-making machinery.			14,436							451
Coal handling machinery.			383,013							451
Concrete-mixing machines.	No	38	28,470							451
Cardage, twine or linen manufacturing machinery, or machinery for the preparation of flax fibre, of a class or kind not made in Canada.										
Cranes and derricks.	No	111	82,368							451
Dental engines, electric.	"	102	593,849							451
Drum and drills and parts of, not to include motive power.			14,134							452
Engines, portable, with boilers in combination and traction engines for farm purposes.			52,823							452
Fanning mills.	No.	627	1,482,438							452
Flour cutters.	"	2,791	49,367							453
Fodder or feed cutters.	"	1,248	66,037							453

10 GEORGE V, A. 1920

No. 18—Imports Entered for Consumption and Exports during Fiscal Year ended March 31, 1919; with References to Tables of Trade by Countries, 1915 to 1919—Continued.

TRADE CLASSIFICATION.	IMPORTS FOR CONSUMPTION, 1919.				EXPORTS, 1919.				TRADE BY COUNTRIES, 1915-1919.			
	Unit of Quantity.	Quantity.	Value. \$	Unit of Quantity.	Canadian Produce.		Foreign Produce.		For Imports see Page.	For Exports see		Page.
					Quantity.	Value. \$	Quantity.	Value. \$		Canadian.	Foreign.	
Metals and Minerals—Continued.												
Iron and Steel—Continued.												
Nuts, rivets and bolts, with or without threads; nut, bolt and hinge blanks, and T and strap lances of all kinds, n.o.p.	Cwt.	36,900	396,048							463		
One iron	Ton.	2,227,919	5,932,001		131,691	671,195			404	858	1026	
Pig iron	"	63,989	1,979,273		4,882	313,590			464	858	1026	
Pig iron (chamfered)	Cwt.	37,503	129,844						465			
Pipe, cast iron, of every description	"		786,055						465			
Pipe, iron or steel, not butt or lap welded, and wirebound wooden pipe, not less than thirty inches internal diameter, when for use exclusively in alluvial gold mining	"		1,286						465			
Pipe, wooden, wire-bound, n.o.p.	"											
Plate, boiler, of iron or steel, not less than 30 inches in width and not less than 1/2 inch in thickness, for use exclusively in the manufacture of boilers	Cwt.	269,009	1,221,629						465			
Plates, rolled, not less than 30 inches in width and not less than 1/2 inch in thickness, n.o.p.	"	487,549	1,637,273						496			
Plates or sheets, of steel, cold rolled, sheared edges, over 14 gauge, not less than 13 inches wide, for manufacture of mower bars, hinges, typewriters, and sewing machines	"	7,311	36,395						496			
Plates or sheets, rolled, sheared or unsheared, and skelp iron or steel, sheared or rolled in grooves, n.o.p.	"	133,357	573,361						496			
Plate, steel, universal mill or rolled edge plates of steel over 12 inches wide, imported for use in the manufacture of bridges or of structural work or in car construction	"	181,257	594,355						497			
Punch plates, shares, or mould boards, hand sides, and other plates for agricultural implements, when cut to shape from rolled plates of steel, but not moulded, punched, polished or otherwise manufactured	"											
Pumps, hand, n.o.p.	No.	131,235	1,316,700						497			
Pumps, power, and parts of	"	18,352	296,402						497			
Rails for railways and tramways	Ton	6,377	935,802						468			
Railway fish-plates	"	10,236	546,836		12,978	624,257	292	10,831	468	859	1027	
Railway spikes	Cwt.	32,116	109,904						468			
Railway switches, frogs, crossings and inter-sections	"	29,310	94,150						469			
Railway tie-plates	"	356,234	356,234						469			
Rolls of chilled iron or steel	Ton	28,037	81,553						469			
Sad or smoothing, hatters' and tailors' irons, not plated	Cwt.	3,626	25,516						469			
Saws, and doors for safes and vaults	"		6,288						470			
Scales, balances, weighing beams and strength testing machines of all kinds	"		51,316						470			
Scrap iron and scrap steel, old, and fit only to be remanufactured, being part of or recovered from any vessel wrecked in waters subject to the jurisdiction of Canada	Ton	1,769	42,551						470			1027
Scrap, cast	"								471			

SESSIONAL PAPER No. 106

	Cwt.	1,303,432	888,883	Cwt.	1,555,050	1,282,825		859
Scrap, wrought, being waste or refuse, including punchings, cuttings and clippings of iron or steel plates or sheets having been in actual use, scrap ends of tin plate bars, blooms and rails, the same not having been in actual use.....								471
Screws, iron and steel, commonly called "wood screws," n.o.p. including lag or coach screws, plated or not, and machine or other screws, n.o.p.....								472
Screws, iron, steel, brass or other metal, commonly called "wood screws," n.o.p.....			134,293					472
Screws, lag or coach screws, plated or not, and machine or other screws, n.o.p.....			57,887					472
Shafting, iron, steel, in bars not exceeding 2½ inches in diameter.....	Cwt.	47,817	244,394					473
Shafting, steel, iron, compressed or polished.....			30,446					473
Sheets, tin and brass, rolled in iron, tin, tin plate, and rolled sheets of iron or steel coated with zinc, spelter or other metal, of all widths or thicknesses, n.o.p.....	Cwt.	135,941	745,016					473
Sheets, iron or steel, corrugated, galvanized.....	"		9					473
Sheets, iron or steel, corrugated, not galvanized.....	"							474
Sheets, tin, galvanized, hot or cold.....	Cwt.	136,693	809,106					474
Sheet steel, No. 24 and 17 gauge, up to 63 inches long, and from 18 to 32 inches wide, when imported by the manufacturers of tubular pipe sockets for use exclusively in the manufacture of such articles in their own factories.....	"	433	2,615					474
Sheet steel, cradle sheet, 11 to 16 gauge, 21 to 18 inches wide for the manufacture of over and under parts, when imported by manufacturers thereof for use exclusively in the manufacture of such articles in their own factories.....	"	15,522	148,574					475
Ships or vessels of iron or steel, manufactured articles of iron or steel thereof and cast-iron, beams, knees, masts, plates, sheets and parts thereof.....	"	1,712,279	7,079,075					475
Ships or vessels of iron or steel, manufactured articles of iron or steel or brass for use in the construction of, of a class or kind not made in Canada.....	"							475
Sheet iron or steel, sheared or rolled in grooves, for the manufacture of wrought iron or steel pipe.....	Cwt.	65,447	223,066					476
Springs, steel, for the manufacture of surgical tresses.....	"	1,293,794	4,216,719					476
Springs, n.o.p., and parts thereof, of iron or steel, for railway, trunk-way or other vehicles.....	Lb.	358	300					477
Steel, rolled, for shafts and screw cutters, not tempered or crumpled nor further manufactured than cut to shape, without broken edges.....	Cwt.	21,291	351,357					477
Steel of No. 12 gauge and thinner, but not thinner than No. 30 gauge, for the manufacture of bed frames, buckle clasps, furniture castors and ice creepers.....	"	2,897	19,181					477
Steel of No. 20 gauge and thinner, but not thinner than No. 30 gauge, for the manufacture of corset steels, clock springs and shoe shanks.....	"	4,893	115,397					478
Steel wool.....			11,874					478
Stove arms of metal, and brackets, claspets and hinge tubes of tin for use in the manufacture of stoves.....			458,730			87,275		478
Surgical and dental instruments of metal and surgical needles, and surgical operating tables for use in hospitals, X-ray apparatus and parts thereof, and microscopes valued at not less than \$50 each by retail.....						7,422		1027
Tacks, shoe.....	Cwt.	2,261	892,665					479
Tires, locomotive and ear wheel, of steel, in the rough.....	Lb.	1,460	18,440					479
	Cwt.	192,214	1,635,647					480

SESSIONAL PAPER No. 106

Wire, enucleable cast-steel, valued at not less than 6 cents per lb., not for use in telegraph or telephone lines.	Lb.	501,218	228,585						486	
Wire fencing, woven.	Cwt.	378,827	1,192,475		40,406				486	861
Wire, single or several, covered with cotton, linen, silk, rubber or other material, including cable so covered.	Cwt.	3,759	69,371						486	
Wire, steel, flat, of 16 gauge or thinner, for the manufacture of iron-line or corset wires and dress stays.	"	60,717	641,066						487	
Wire rope, for rigging of ships and vessels.	Cwt.	1,071	271,005						487	
Wire rope, stranded or twisted wire, clothes lines, picture or other twisted wire, and wire cables, n.o.p.	Lb.	6,523,293	384,402		2,711,040		6,748		488	864
Wire, n.o.p.			19,465						488	
Wire rods, rolled, round, in the coil, not over 1/2 inch in diameter, for making wire in the coil.			45,207						489	
Other manufactures of iron or steel.	Cwt.	891,002	2,484,028						489	1029
			11,107,926		12,335,632		845,379		489	865
Total Iron and Steel.			161,619,059		58,854,318		4,149,337		490	865
Lamp shades.			52,523						490	
Lamps, table lights and hand lights, lanterns, chandeliers.			1,829,753						491	
Lamp springs and clock springs.			6,087						491	
Lead —									491	
Bars and sheets.	Cwt.	8,186	73,877						491	867
Metallic, contained in ore, etc.	Lb.	123,031	18,291		1,286,080				492	
Nitrate and acetate of lead, not ground.	Cwt.	101,833	690,464						492	867
Old, scrap, pig and block.									492	
Pig.	Lb.	159,924	16,583		368,867		88,531		492	1030
Pipe.			348						492	
Shot and bullets.			59,863						493	
Tea lead.			509,428						493	
Other manufactures of lead.			107,556						493	
Total Lead.			966,982		1,654,947		88,531		493	867
Manganese, crude or raw.			41,923						494	
Metal parts adapted for the manufacture of covered bottom.									494	
Metallic elements and tungstic acid, for manufacture of metal filaments for electric lamps.			106,343						494	868
Mica.									494	868
Molybdenic.	Lb.	768,999	369,577		2,562				494	1031
Nails and tacks, brass or copper.	Cwt.	3,780	384,949						494	
Nickel, fine, contained in ore, native or spess.									494	
Nickel, contained in ore, native or spess.									494	
Nickel, fine.									494	
Nickel, nickel silver and German silver, in bars and rods, and also in strips, sheets or plates.									494	
Nickel, nickel silver and German silver, in ingots or blocks, n.o.p.	Lb.	537,579	190,245						495	
Nickel, German and Nevada silver, manufactures of, not plated.			35,218						495	
Nickel, German and Nevada silver, manufactures of, not plated.			234,928						495	
Nickel plated ware, n.o.p.			1,129,008						495	

No. 18 Imports Entered for Consumption and Exports, during Fiscal Year ended March 31, 1919; with References to Tables of Trade by Countries, 1915 to 1919.—Continued.

TRADE CLASSIFICATION.	IMPORTS FOR CONSUMPTION, 1919.				EXPORTS, 1919.				TRADE BY COUNTRIES, 1915-1919.			
	Unit of Quantity.	Quantity.	Value.	Unit of Quantity.	Canadian Produce.	Foreign Produce.	For Imports see	For Exports see	Page.	Page.	Page.	Page.
			\$		Quantity.	Value.	Quantity.	Quantity.	Value.	Value.	Canadian.	Foreign.
Optical, Philosophical, Photographical and Mathematical Instruments— <i>Continued.</i>												
Lenses, silvered, for automobile lamps.....		57								512		
Philosophical and scientific apparatus and preparations, maps, photographic reproductions, casts as models, etchings, lithographic prints or charts, for any institution established solely for religious or educational purposes, or for the encouragement of the fine arts or for the use of any school, and not for sale.....		242,731				580,149		194,858		512	879	1067
Spectacles, eye-glasses and ground or finished spectacle or eye-glass lenses.....		110,708								513		
Spectacle frames, eye-glass frames, and metal parts of.....		161,275								513		
Other optical, philosophical, photographic and mathematical instruments, n.o.p.....		843,886								513		
Recapitulation—Optical, Philosophical, Photographic and Mathematical Instruments.....		1,478,170				580,149		194,858		513	879	1067
Packages, usual outside coverings.....		1,455,277				187,345		832,357		514	880	1067
Paintings—												
Paintings in oil or watercolours, and pastels, valued at not less than twenty dollars each; paintings and sculptures by artists domiciled in Canada but residing temporarily abroad for purposes of study.....		172,646								514		
Paintings in oil or watercolours and pastels, when valued at less than \$20 each.....	No.	1,901				310,426		201,056		514	880	1067
Photographs, chromos, chronotypes, artotypes, oleographs, paintings, drawings, pictures, engravings or prints, decalcomania transfers of all kinds, or proofs therefrom and similar works of art, n.o.p.; blue-prints and building plans.....		625,990								515		
Recapitulation—Paintings.....		809,068				410,426		201,056		515	880	1067
Paints and Varnishes—												
Blanc fixe and satin white.....	Lb.	8,577,631	114,554							516		
Bronze and bronze powders.....		39,330	6,765							516		
Gold liquid paint.....		6,765	314,362							517		
Lump black, bone black, carbon black and ivory black.....	Lb.	3,247,286	101,243							517		
Lead, red, dry, and orange mineral.....	"	1,071,246	25,430							518		
Lead, white, dry.....	"	300,772	5,160							518		
Lead, white, ground in oil.....	"	48,612	423,285							518		
Liquid fillers, anti-corrosive and anti-fouling paints, and ground and liquid paints, n.o.p.....		3,472,288	163,156							519		
Litharge.....	Cwt.	18,418				1,861,700	23,696				881	
Mineral pigments, ochres, iron oxides, etc.....												
Mineral ochry earths, siennas and umbers.....	Lb.	3,171,616	71,679							519		
Oxide of cobalt, tin and copper, n.o.p., colours, metallic.....	"	125,514	65,203							519		
Oxides, fire proofs, rough stuffs, fillers and colours, dry, n.o.p.....	"	1,999,708	445,738							520		
Paints and colours ground in spirits, and all spirit varnishes and lacquers.....	Gal.	13,910	41,163							520		

SESSIONAL PAPER No. 106

				1,776,359	89,876	881	1038
Paints and varnishes of all kinds.....							
Paris green, dry.....	Lb.	73,699	34,294				529
Putty.....	"	341,777	11,745				521
Ultramarine blue, dry, or in oil.....	"	308,200	86,610				521
Whiting, gilders' white, or Paris white.....	Cwt.	107,208	180,721				521
Zinc white.....	Lb.	16,650,079	1,393,513				521
Varnish, lacquers, japans, japan driers, liquid driers and oil finish, n.o.p.	Gal.	39,357	78,030				522
Recapitulation—Paints and Varnishes.....		3,603,231		1,800,025	89,876	882	1038
Parcels of small value, by express.....		1,033,002					523
Parcels and packages by post, n.o.p.....		1,171,546					523
Parcels prepaid by post.....		3,903					523
Post, number of.....		31,924					524
Perfumery—							
Alcoholic perfumes and perfumed spirits, bay rum, Cologne and lavender waters, hair, tooth and skin washes, and other toilet preparations containing not more than 4 ounces each.....	Gal.	1,124	28,892				524
Alcoholic perfumes and perfumed spirits, bay rum, Cologne and lavender waters, hair, tooth and skin washes, and other toilet preparations containing more than 4 ounces each.....	"	1,591	47,274				525
Hair oil, tooth and other powders, and washes, pomattains, pastes and all other perfumed preparations, n.o.p., used for the hair, mouth or skin.....			380,807				525
Poultices, French, or flower colours, etc., imported in tins of not less than ten pounds each.....	Lb.	1,199	1,900				525
Recapitulation—Perfumery.....			658,874				526
Photographic dry plates.....			22,728				526
Pictorial illustrations of insects or similar studies, when imported for the use of colleges and schools, scientific and literary societies.....			110,523				526
Picture and photograph frames of any material.....			110,523				526
Plants and Trees—							
Apple trees.....	No.	88,713	11,007				527
Azaleas, plantaindrops, not crown lilies, seedling carnation stock, rose stock and other stock for grafting, n.o.p.; araucaria, larches, cormus, tuberos, rhizomes and dormant roots, n.o.p., and rooted carnation cuttings in their first year of introduction.....			124,001				527
Cherry trees.....	No.	55,652	5,916				528
Current bushes.....	"	30,441	296				528
Cup flowers.....	"	105,277	165,277				528
Fruit plants, n.o.p.....	No.	406,423	5,569				529
Gooseberry bushes.....	"	6,708	333				529
Grape vines.....	"	9,430	298		746	882	1038
Palms, ferns, rubber plants (ficus), gladioli, cannas, dahlias and ivories.....			11,309				529
Peach trees and June buds.....	No.	51,700	1,859				529
Pear trees.....	"	22,113	2,695				530
Plum trees.....	"	52,328	6,872				530
Quince trees.....	"	941	167				531
Raspberry bushes.....	"	255,305	3,771				531
Rose bushes.....	"	171,978	21,308				531
Seedling stock for grafting, viz.: Plum, pear, peach and other fruit trees.....			10,205				531
Trees, plants and shrubs known as nursery stock, n.o.p.			55,291				532
Trees, n.o.p.....			3,796				532
Recapitulation—Plants and Trees.....			408,863	23,510	746	882	1038

No 18—Imports Entered for Consumption and Exports during the Fiscal Year ended March, 31, 1919; with References to Tables of Trade by Countries, 1915 to 1919.—Continued.

TRADE CLASSIFICATION.	IMPORTS FOR CONSUMPTION, 1919				EXPORTS, 1919				TRADE BY COUNTRIES, 1915-1919.	
	Unit of Quantity.	Quantity.	Value.	Unit of Quantity.	Canadian Produce Value.	Foreign Produce Quantity.	Foreign Produce Value.	For Imports see Page.	For Exports see Page.	
			\$				\$	Canadian.	Foreign.	
Plates engraved on wood, steel or other metal, and transfers taken from the same, engravers' plates of steel or other metal, polished or engraving thereon.			75,364					533		
Pocket books, portfolios, purses, reticules, satchels, card cases, fly books and instrial instrument cases.			465,474					533		
Precious Stones— Diamond dust or bort, and black diamonds for borers			95,246					533		
Diamonds, unset.			1,250,018					533		
Precious stones and imitations thereof not mounted or set, and pearls and imitations thereof, pierced, split, strung or not, but not set or mounted.			174,070					534		
Recapitulation—Precious Stones.			1,519,334					534		
Prizes—Medals, of gold, silver or copper, and other metallic articles, actually bestowed as trophies or prizes and received, and accepted as honorary distinctions, and cups or other metallic prizes won in bona fide competitions.			7,191					535		
Pulleys, belt, of all kinds for power transmission			185,117					535		
Quills in their natural state or unplumed			236					535		
Resin, Tar, Pitch and Turpentine— Coal tar base or salt (paranitramine)	Lb	87,298	57,061					536		
Resin or rosin in packages of not less than 100 pounds.	Cwt.	337,099	1,216,598					536		
Tar, coal, crude, in packages of not less than 15 gallons, and coal pitch	Gal.	2,035,249	117,033				400	537	1038	
Tar, pine, crude, in packages of not less than 15 gallons, and pine pitch	Gal.	107,436	57,436			73,539		537		
Turpentine, raw or crude.	Lb.	59,451	4,284					537		
Turpentine, spirits of.	Gal.	929,363	565,174					537		
Recapitulation—Resin, Tar, Pitch and Turpentine.			2,018,090			73,539	400	538	1038	
Scientific apparatus, glassware and other for laboratory work, also apparatus for sterilizing purposes, not including washing or laundry machines,—all for use in public hospitals.			27,216					538		
Seeds— Anise, anise-star, caraway, coriander, carlhamon, cummin, fenugreek and fennel	Lb.	157,182	31,133					538		
Annatto.	"	4,746	332					539		
Beans (seed) from the United Kingdom.	"	6,085	1,305					539		
Beet and mangel.	"	514,334	177,379					539		
Carrot	"	75,586	34,100					540		
Clover	"		348,685			236,344	83,700	540	883	
Flax	Bush.	17,660	121,213			1,809,978	17,280	540	1039	

SESSIONAL PAPER No. 10b

Garden, field and other seeds for agricultural or other purposes, n.o.p., sunflower, canary, hemp and millet seed, when in packages weighing one pound each or less.	20,934								541
Garden, field and other seeds for agricultural or other purposes, n.o.p., sunflower, canary, hemp and millet seed, when in packages weighing over one pound each.	605,445								541
Garden and field seeds not specified as free, valued at not less than \$5 per pound in packages of not less than one oz. each	5,703	Bush.	47,444	98,356	2,652	13,573			884
Grubs.....	2,550								542
Mustard spawn.....	18,873								542
Pease (seed) from the United Kingdom.....	1,310								542
Pease, sowing.....	24,328								542
Thimbley.....	543,639								543
Turnip seed.....	228,223								543
Other seeds.....	100,887								889
Recapitulation—Seeds.....	2,638,006			11,276,083		136,345			885
Settlers' effects	5,691,029			4,391,278					885
Stems of any material other than paper, framed or not; letters or numerals of any material other than paper.....	124,035								544
Soybeans—40, soy ab bean cake, for use in the manufacture of cattle food and of fertilizers.....	4,730								544
Spindles, models, and wall diagrams for illustrations of natural history, or universities and public museums.....	1,987								545
Sponges of marine production.....	61,910								545
Sprouting goods, n.o.p.....	510			130,705		21,019			886
Stair and sills adapted for use in the manufacture of earthenware	510								545
Starch, including farina and corn starch.....	142,902	Lb.	1,629,927	118,224					886
Stone, Marble and Slate—									
Marble.....									
Marble, sawn or sand-rubbed, not polished.....	213,279								546
Marble, rough, not hammered or chiselled.....	53,969								546
Other manufactures of marble.....	72,337								547
Total Marble.....	339,585								
Slate—									
Moulds.....									
Roofing slates.....	47,208								547
School writing slates.....	11,114								547
Slate pencils.....	10,495								548
Other slate and manufactures of.....	38,694								548
Total Slate.....	137,511								548
Stone—									
Burr-stones in blocks, rough or unmanufactured, not bound up or prepared for binding into mill stones.....	4,229								549
Chalk, prepared.....	78,160								549
Chalk, China or Cornwall stone, cliff stone, and feldspar, fluorspar, magnesite and mica schist, ground or unground.....	232,424	Ton	2,176	2,692					887
Crushed stone.....									888
Feldspar, magnesite, talc, etc.....									889
Feldspar.....									889
Flagstone, granite, rough sandstone, and all building stone, not hammered, sawn or chiselled.....	94,359	Ton	63,399	109,639					887

SESSIONAL PAPER No. 10b

Church vestments of any material.										558	
Cloth, coated or sized, for manufacture of sensitized blue or black print cloth.										559	
Coir and coir yarn.										559	
Cordage, Rope and Twine—											
Binder twine.										560	1043
Binder twine, articles for the manufacture of										560	
Cordage, cotton, of all kinds										560	1043
Cordage and twines of all kinds, n.o.p.										560	
Twine, manufactures of, viz.: hammocks and lawn tennis nets, sports- man's fish nets and other articles, n.o.p.										560	
Total Cordage, Rope and Twine.										561	
										561	1043
Cotton—											
Bags, seamless.										561	
Bags made up by the use of the needle, n.o.p.										561	
Bates, batting and sheet wadding.										562	
Clothing—											
Houses and shirtwaists										562	
Shawls										562	
Shirts										563	
Socks and stockings										563	
Undershirts and drawers										563	
Clothing, n.o.p.										564	
Embroideries, white and cream-coloured.										564	
Fabrics—											
Beking of cotton										565	
Bobinet (white cotton) plain, in the web.										565	
Bookbinders' cloth.										565	
Damask of cotton in the piece, including uncoloured table cloths and napkins of cotton										566	
Duck, cotton or linen, seamless, in circular form, of a class or kind not made in Canada, for the manufacture of hose pipe.										566	
Duck, grey or white, n.o.p., weighing over 8 oz. per square yard.										567	
Grey, unbleached										567	1044
Jeans, coutilles, and suitens for the manufacture of corsets and dress stays.										567	
Printed, dyed or coloured, n.o.p.										567	
Towelling in the web										568	
Uncoloured cotton fabrics, bleached, viz.:—Serinus and window serims, cambre cloths, muslin apron checks, brilliants, cords, piques, duppers, lenos, Swiss jaconet and cambre muslins, and plain striped or checked lawns										568	
Velveteens, and plush fabrics, n.o.p.										568	
White or bleached										568	
Handkerchiefs.										568	
Lace, white and cream-coloured.										568	
Lampwick.										568	
Raw cotton or cotton wool, not dyed.										568	
Sheets, bed quilts and pillow cases of cotton										568	
Tape, dyed or coloured.										568	
Tape, not dyed or coloured.										568	
Tape, not over $\frac{1}{2}$ inches in width.										568	
Thread, crocheted and knitting.										568	
Thread, sewing, in banks.										568	
Thread, sewing, in banks.										568	
Thread, n.o.p.										568	
Towels.										568	

No. 18—Imports Entered for Consumption and Exports during Fiscal Year ended March 31, 1919; with References to Tables of Trade by Countries, 1915 to 1919.—Continued.

TRADE CLASSIFICATION.	IMPORTS FOR CONSUMPTION, 1919.				EXPORTS, 1919.				TRADE BY COUNTRIES, 1915-1919.			
	Unit of Quantity.	Quantity.	Value.	Unit of Quantity.	Canadian Produce.	Foreign Produce.	For Exports see		Canadian.	Foreign.	Page.	Page.
							Quantity.	Value.				
<i>Textiles.—Continued.</i>			\$									
<i>Cotton.—Continued.</i>												
Warps			1,842									
Waste	Lb.	1,137,074	901,065	Lb.	472,554	28,432	28,432	1,740		574	895	1041
Yarn, knitting, hosiery or other, dyed or not		2,242,064	2,839,537							575		
Yarn, No. 40 and finer		178,077	187,465							575		
Yarn, polished or glazed for the manufacture of shoe laces, other manufactures of cotton or of which cotton is component material of chief value, n.o.p.			1,588,904			563,752		881,792		575	895	1041
Total Cotton			73,377,554		3,492,295	1,051,445				576	895	1045
<i>Crapes, black, mourning.</i>			7,129							576		
Coats and shawls, made up, trimmed or untrimmed			97,320							576		
Embroideries, n.o.p.			18,631							577		
Felt, adhesive, for sheathing vessels			2,411							577		
Felt, manufactures of					30,530			1,293			896	1045
Flax, Hemp and Jute												
Bags or sacks of linen, hemp or jute			24,666							577		
Carpeting, rugs, matting and mats of hemp or jute			17,869							578		
Carpet linings and stair pads			17,869							578		
Clothing												
Blouses and shirtwaists of linen												
Shirts of linen	Doz.	12	451							578		
Other linen clothing, n.o.p.			1,502							578		
Dracask of linen, uncoloured, in the piece, stair linings, diaper, doilies, tray clothes, uncoloured table clothes, or napkins of linen, quilts, counterpanes, pillow cases of linen and sheets			639,734							579		
Embroideries and lace of linen, white or cream-coloured			1,855							579		
Fabrics												
Brown or bleached	Yd.	311,331	124,598							580		
Canvas for ships' sails			6,135							580		
Jute cloth or jute canvas as taken from the loom, not coloured, cropped, mangled, pressed, calendered, nor finished in any way	Yd.	972,740	179,391							580		
Jute cloth, or jute canvas, uncoloured, not further finished than cropped, bleached, mangled or calendered			8,315,893							581		
Printed, dyed or coloured fabrics of flax, n.o.p.			51,290							581		
Tailors' bolheads of linen and towelling in the web			961,823							581		
Unbleached flax fabrics			2,018,112							582		
Flax fibres, flax tow and fibrilla	Cwt.	5,333	71,566	Cwt.	59,010	867,327				582	897	
Handkerchiefs			279,515							583		
Hemp, dressed or undressed	Cwt.	72,887	1,298,438	Cwt.	64	1,046	87	3,488		583	897	1045
Horse clothing of jute, shaped or otherwise manufactured			127							583		
Jute buttons and jute	Cwt.	968	8,658							583		
Sail twine for boats' or ships' sails	Lb.	1,022	1,241							584		
Tape of linen not over 1 1/2 inches in width			11,321							584		
Tamistry of jute										585		

SESSIONAL PAPER No. 10b

Thread, linen, n.o.p.	Lb.	118,185	193,691				585
Towels			112,719				585
Jute or hemp yarn, plain, dyed or coloured, for weaving purposes, for insulating wire, or for the manufacture of hammocks or twines	Lb.	3,698,469	702,186				585
Yarn, linen, for the manufacture of towels, damask or seamless linen fibre hose duck	"	52,859	42,492				586
Other manufactures of hemp or flax, or of which hemp or flax is the component material of chief value, n.o.p.			310,316				586
Other manufactures of jute			56,468				586
Total Flax, Hemp and Jute	Cwt.	50,971	828,343	87	3,488		587
Grasses and Fibres—							
Esparto or Spanish grass, and other grasses and pulp of, including fancy grasses dried but not coloured or otherwise manufactured, n.o.p.			2,519				587
Fibre, hartzvert, industrial fibre, vulcanized fibre and like material and manufactures of, n.o.p.			271,607				587
Fibre, Mexican, isaho or tampico	Cwt.	917	19,782				588
Fibre, vegetable, n.o.p.	"	13,992	223,503				588
Grass, manilla	"	314,150	6,216,817				589
Grass, sea, seaweed and kelp, in their natural state or cleaned only, n.o.p.	Lb.	53,846	4,443				589
Moss, Iceland and other	"	954,075	60,813				589
Palm, leaf unmanufactured	"	6,831	6,831				590
Straw manufactures, n.o.p.	"	19,287	19,287				590
Total Grasses and Fibres			6,816,692				590
Hair—							
Braids, chains or cords			338				591
Cloth of all kinds			25,522				591
Curled or dyed hair, n.o.p.			38,890				591
Hair, cleaned or uncleaned, not dyed, curled or otherwise manufactured			60,037			29,937	591
Horse hair, not further manufactured than simply cleaned, and dipped or dyed	Lb.	79,353	63,798				592
Goat manufactures of hair			65,179				592
Total Hair			253,764			29,937	592
Knitted goods of every description, n.o.p.	Sq. yd.		324,022				593
Oil cloth, enamelled, carriage, shelf, and table oil cloth	"	539,853	259,140				593
Oil cloth, floor, cork matting or carpet and linoleum	"	1,669,286	1,680,914	3,130	1,707		593
Oiled silk, oiled cloth, and tape or other textile, India-rubbered, flocked or coated, n.o.p.			1,104,044				594
Ribbons, unlevel, for the manufacture of typewriter ribbons			15,963				594
Ribbons of all kinds and materials, n.o.p.			1,869,669				595
Sails for boats and ships			2,399				595
Sails, awnings, tents and tarpaulins					275,066		595
Silk—							
Clothing—							
Blouses and shirtwaists			119,198				595
Shawls			724				595
Shirts		940	25,845				596
Stocks and stockings	Doz. pr.	52,381	365,335				596
Undershirts and drawers			10,776				597
Clothing, n.o.p.			1,283,579				597
Cocoons and waste			2,168				597

No. 18—Imports Entered for Consumption and Exports during Fiscal Year ended March 31, 1919; with References to Tables of Trade by Countries, 1915 to 1919—Continued.

TRADE CLASSIFICATION.	IMPORTS FOR CONSUMPTION, 1919.				EXPORTS, 1919.				TRADE BY COUNTRIES, 1915-1919.				
	Unit of Quantity	Quantity	Value.	Unit of Quantity	Canadian Produce, Value.	Foreign Produce, Quantity	Foreign Produce, Value.	For Imports see Canadian.	For Exports see Canadian.	Page.	Page.	Page.	Page.
			\$				\$						
Textiles—Continued.													
Silk—Continued.													
Fabrics—													
Bolting cloth not made up.....			66,601					597					
Fabrics for the manufacture of neckties.....			842,753					598					
Velvets and plush fabrics, n.o.p.....	Yd.	113,622	261,502					598					
Fabrics, n.o.p.....			15,901,918					599					
Handkerchiefs.....			107,812					599					
Sewing and embroidery silk, silk twist, and silk floss			354,481					599					1046
Silk in the gum or spun, imported for the manufacture of ribbons and shoe laces.....			503				36,270	599					
Silk, in the gum, or spun, for the manufacture of silk underwear or of woven labels, and spun silk for the manufacture of silk thread for use in the manufacture of such articles.....	Lb.	23,400	431,691					599					
Silk, raw, or as reeled from the cocoon, not being doubled, twisted or advanced in manufacture in any way.....	"	243,141	1,397,818					600					
Silk, spun, not colored, n.o.p., silk in the gum not more advanced than single; tram or thrown organzine, not colored.....	"	4,105	25,883					600					
Other silk and manufactures of, n.o.p., or of which silk is the component part of chief value, n.o.p.....			249,919					600					
Total Silk.....			21,183,592				36,270	600			899		1046
Stockineties for the manufacture of rubber boots and shoes			428,029					601					
Waste or shoddy from cotton, woollen or other fabrics or from yarn or thread, machined, garneted or prepared for use.....			284,244					601					
Webbing, elastic, over one inch wide.....	Lb.	1,801,126	305,162					602					
Webbing, non-elastic, when imported by manufacturers of suspenders			3,316					602					
Window shades cut to size or laminated or mounted on rollers, n.o.p. and window shade cloth in the piece.....			39,925					602					
Wood—													
Bed comforters.....	No. Pair	178	231					602					
Blankets composed wholly of pure wool.....		13,041	68,060					603					
Carpets—													
Alexander, all kinds in roll.....	Yd.	9,240	21,374					603					
Annminster, all kinds in squares.....	No.	2,129	51,424					604					
Brussels and Wilton, all kinds in roll.....	Yd.	3,844	9,130					604					
Brussels and Wilton, all kinds in squares.....	No.	1,645	13,941					605					
Ingram, 2 and 3 ply all wool or union or paper fibre, all kinds in roll.....	Yd.	3,252	2,328					605					
Ingram, 2 and 3 ply all wool or union or paper fibre, all kinds in squares.....	No.	728	3,929					606					
Mats and hearth rugs, up to 3 ft. X 6 ft. and runners.....			111,350					606					
Oriental and hand woven squares, all kinds.....	No.	4,030	210,893					609					
Tapistry and velvets, all kinds, in roll.....	Yd.	15,924	19,639					607					
Tapistry and velvets, all kinds, in squares.....	No.	13,404	143,216					607					

SESSIONAL PAPER No. 106

Knitted goods, n.o.p.	486,404									609	
Outside garments for women and children	1,246,919									609	
Shawls	101,331									609	
Shirts	368									610	
Socks and stockings	567,407									610	
Undershirts and drawers	179,138									611	
Clothing, n.o.p.	852,103									611	
Fabrics—										611	
Cassimeres, cloths and doeskins	1,478,773	3,551,034								612	
Coatings and overcoatings	459,260	1,167,854								612	
Dress goods, coat linings										612	
Italian cloths, alpacaes, orleans, esli-										612	
mores, boarctius, serges, batings, nun's cloth, bengalines, whip										612	
cordis, byrlis, plains or jacquards of similar fabrics, not exceed-										613	
ing in weight six ounces to the square yard, grey or unfinished,										613	
to be dyed or finished in Canada	2,039,464	2,013,788								613	
Felt cloth, n.o.p.	84,658	193,999								613	
Flannels, plain, not fancy	232,519	85,662								613	
Fabrics of wool, or of cotton and wool, commonly described and										613	
sold as lustres, mohairs, alpaca and Italian linings	2,084,162	1,392,054								613	
Pranella cloth	571,732	2,762								614	
Tweeds		885,529								614	
Felt, pressed, of all kinds, not filled or covered by or with any woven	1,292,333	379,697								614	
fabric										614	
Nolls, being the short wool that falls from the combs in worsted										615	
factories; and worsted tops, n.o.p.	5,314,783									615	
Railway rugs	71,044									615	
Woollens										615	
Wool, viz.—Leicester, Cotswold, Lincolnshire, South Down										615	
combing wools, or wools known as lustre wools and other like										615	
combing wools, such as are grown in Canada	2,094	1,643								615	
Worsted tops made from such wools as are mentioned in the pre-										616	
ceding item										616	
Wool and the hair of the camel, alpaca, goat and other like animals,										616	
not further prepared than washed, n.o.p.	65,876,738	9,226,408								616	
Wool waste in the white, garnetted, for the manufacture of woolen										617	
goods	393,384	310,297								617	
Yarn, mohair	5,093	11,996								617	
Yarn spun from the hair of the alpaca	18,149	42,873								617	
Yarn, wool or worsted, when gonnapped, dyed or finished and										617	
imported by manufacturers of brails, cords, tassels, buttons and										617	
fringes, for use exclusively in the manufacture of such articles in										617	
their own factories										617	
Yarns, composed wholly or in part of wool, worsted, the hair of										617	
the goat or like animal, n.o.p., costing thirty cents per pound or										617	
over, on the cop, cone, or tube, or in the hank, for the manu-										617	
facture of woolen goods	2,033,292	3,437,160								617	
Yarns, woolen and worsted, n.o.p.	286,556	518,221								618	
Other fabrics and manufactures composed wholly or in part of wool,										618	
worsted, etc., n.o.p.	7,573,443									618	
Total Wool	40,297,107					6,821,696				618	999
								421,095		619	
Yarn of linen or cotton for the manufacture of measuring tape lines	650	588								619	
Yarns, thread and filaments of artificial and imitation silk, produced										619	
from a form cellulose obtained by chemical processes from cotton	161,206	723,653								619	
or wool, for the manufacture of knitted, woven or braided fabrics										619	
Recapitulation—Textiles	108,878,366					14,819,058				620	990
								1,695,773		1047	

127,477

Lb.

3,518,830

4,881,839

3,392,846

387,699

293,658

899

1047

1047

909

1047

990

1047

No. 18 IMPORTS Entered for Consumption, and Exports during Fiscal Year ended March 31, 1919, with References to Tables of Trade by Countries, 1915 to 1919—Continued.

TRADE CLASSIFICATION.	IMPORTS FOR CONSUMPTION, 1919.				EXPORTS, 1919.				TRADE BY COUNTRIES, 1915-1919.				
	Unit of Quantity.	Quantity.	Value.	Unit of Quantity.	Canadian Produce.		Foreign Produce.		For Imports see Page.	For Exports see		Page.	
					Quantity.	Value.	Quantity.	Value.		Canadian.	Foreign.		
Tobacco—													
Unmanufactured.....	Lb.	25,103,080	10,910,010			90,453	45,414	254,213	230,414	621	901	1048	
Stems and cuttings.....	"					875,032	32,849	9,315	1,980		902	1019	
Manufactured—													
Cigarettes.....	Lb.	21,085	73,137	M		1,298,027	4,549,798	49	157	621	901	1049	
Cigars.....	"	29,770	159,059	M		1,219	65,359	2	112	621	902	1049	
Car tobacco.....	"	499,451	589,905							622			
Snuff.....	"	4,965	3,045	Lb		777,574	701,115	3,165	1,950	623	903	1050	
Other manufactured tobacco.....	"	68,123	80,184							623			
Recapitulation—Tobacco.....	"	25,726,472	11,815,350						234,613	623	903	1050	
Tobacco pipes of all kinds, pipe mounts, cigar and cigarette cases, cigar and cigarette holders and cases for the same, smokers' sets and cases thereof, and tobacco pouches.....			754,757							624			
Tortoise and other shells, unmanufactured.....			735							625			
Trunks, valises, hat-boxes, carpet bags and tool bags.....			65,817				13,758		714	625	904	1051	
Trusses, surgical, pessaries and suspensory bandages.....			63,394							625			
Turtles.....			3,687							625			
Type-writers, type tablets with moveable figures, and musical instruments, when imported by and for use of schools for the blind.....			382							626			
Vehicles and Vessels—													
Vehicles—													
Aeroplanes and parts.....													
Automobiles—													
Freight.....	No.	1,744	2,274,748	No.		2,507	4,530,268	17	225,300	626	906	1051	
Motor cycles and motor vehicles of all kinds, n.o.p.....	"	6,473	5,326,510	"		11,013	5,989,908	251	338,539	627	906	1052	
Automobiles and motor vehicles, parts of, n.o.p.....	"	1,128	225,584	"						627			
Bicycles and tricycles, n.o.p.....	No	16,241	6,660,770	No.		92	1,552,296	35	478,824	627	907	1052	
Bicycles and tricycles, parts of, including nickel or electro-plated parts for the manufacture of bicycles.....			115,474				1,451		4,828	627	908	1052	
Buggies, carriages and motor vehicles, n.o.p.....			149,706				100,621		32,631	628	908	1053	
Buggies, carriages and vehicles, n.o.p., parts of, including parts of cutters, children's carriages, and sleds, n.o.p.....			17,829			26	2,632		628	909	1053		
Cars, railway, box and flat.....	No.	334	17,829	No.						628			
Cars, railway, passenger.....	No.	109	41,673							628			
Cars, railway, tram or horse.....	"	38	797,210				24,310		1,838	629	909	1053	
Cars, other, n.o.p.....	"	56	1,800							629			
Carts, railway, parts of.....	"	772	898,805							629			
Carts.....			1,090,580							630			
Children's carriages.....			362,985							630	909	1053	
Children's sleds.....			2,635							630			
Cutters.....	No.	7	178	No.						631			
Farm wagons.....	"	869	36,134	"						631			
Freight wagons and drays.....	"	256	22,468	"						631	910	1054	

SESSIONAL PAPER No. 10b


Table with columns for commodity names, No., Cwt., and 1055. Rows include Farm and freight wagons, Scrapers, railway or road, Sleighs, Wheelbarrows, trucks and hand-carts, Other vehicles, n.o.p., Total Vehicles, Vessels (Boats, launches, ships), Waste (Rags, waste clippings), Whipbone, Whips, Textile materials, Window shades, and Wood (Unmanufactured, Bamboos-reef, paraisols, Cane, Corkwood, Pellets, Fence posts).

No. 18 Imports Entered for Consumption and Exports during Fiscal Year ended March 31, 1919; with References to Tables of Trade by Countries, 1915 to 1919—*Concluded.*

TRADE CLASSIFICATION.	IMPORTS FOR CONSUMPTION, 1919				EXPORTS, 1919				TRADE BY COUNTRIES, 1915-1919	
	Unit of Quantity.	Quantity.	Value.	Unit of Quantity.	Canadian Produce.		Foreign Produce.		For Imports see Page.	For Exports see Canadian & Foreign Page.
					Quantity.	Value.	Quantity.	Value.		
<i>Wood—Concluded.</i>			\$			\$				
Manufactured— <i>Concluded.</i>										
Doors, sashes and blinds			44,357		17,274			659	941	1063
Fishing rods			1,148,394		155,264		18,059	651	931	1062
Furniture, house, office, cabinet or store furniture of wood, iron or other material, in parts or finished			89,299					651		
Handles of all kinds, ash			108,276		113,405		399	652	932	1063
Handles, D. shovels, wholly of wood, and wood handles for manufacture of D. shovels			28,047		9,056		224	652	933	1063
Handles of all kinds, hickory			33,699					653		
Fasteners of wood			17					653		
Mattresses	No.	36	17					653		
Mouldings, plain, reeded or of otherwise further manufactured		776	12,741		96,635		2,761	653	933	1064
Rakes, hay			17,306					653		
Refrigerators			19,441					654		
Saddle trees and stirrups of wood (Mexican)			29,638					653		
Show cases of all kinds and metal parts thereof			25,558					654		
Spool wood and spools			38,991					651		
Umbrella, parasol and sunshade sticks or handles, n.o.p.			47,591		4,870		10	651	935	1064
Walking sticks and walking canes of all kinds			11,359					651		
Woodenware, chairs, n.o.p., washboards, pounders, rolling pins										
Woodenware, pots and tubs										
Wood pulp	Lbs.	2,760,631	52,829					655		
Mechanically or chemically prepared, n.o.p.		1,745,549	80,024					655		
Soda pulp		291,257	15,006					655		
Sulphite pulp, bleached		18,825,030	377,513					655		
Sulphite pulp, unbleached								655		
Wood pulp, chemically prepared								656	934	1064
Wood pulp, mechanically prepared	Cwt.	8,332,930	30,276,856		1,300		21,692	656	934	1064
Other manufactures of wood	"	3,508,726	1,179,915				31,156	656	934	1064
Total Manufactured Wood			2,095,427					656	935	1065
Recapitulation: Wood			5,109,764		55,761,809		78,746	657	936	1065
			18,925,155		106,249,088		123,044			
Works of art in bronze, cast from models made in Canada and designed by sculptors domiciled therein			1,306					658		
All other articles exported										
Agricultural products										
Animal products										
Manufactured articles										
Miscellaneous articles										
All other articles imported—										
Dutiable			1,895,405					658		
Free			8,123,344					658		

SESSIONAL PAPER No. 10b

	1906	1907	1908
Totals—Imports: Exports (Misc.).....	906,429,335	1,216,443,806	52,321,479
Coin and Bullion—			
Coin, British and Canadian, and foreign gold coin.....			
Gold bullion in bars, blocks, ingots, drops, sheets or plates, unmanufactured.....			
Silver coin.....			
Silver bullion in bars, blocks, ingots, drops, sheets or plates, unmanufactured.....			
Copper coin.....			
Recapitulation—Coin and Bullion.....			
Totals—Imports: Exports.....	30	34	34
	659	938	1067
	659	938	1067
	659	939	1068
	659	939	1068



STATEMENT No. 19.

IMPORTS FOR CONSUMPTION

BY ARTICLES AND COUNTRIES

DURING THE FISCAL YEARS ENDED MARCH 31,

1915 to 1919.

No. 19 - Imports for Consumption, by Articles and Countries, during Fiscal Years ended March 31, 1915-1919.

Imported from—	1915	1916	1917	1918	1919	Imported from—	1915	1916	1917	1918	1919
----------------	------	------	------	------	------	----------------	------	------	------	------	------

ABRASIVES.

ABRASIVES, ARTIFICIAL, IN BULK, CRUSHED OR GROUND, FOR THE MANUFACTURE OF ABRASIVE WHEELS AND POLISHING COMPOSITION. (Free.)

	\$	\$	\$	\$	\$	RECAPITULATION.	\$	\$	\$	\$	\$
United Kingdom	336	1,954	555	1,319	1,319					
Germany	948	35,406	90,203	126,282	126,282	336	1,954	555	1,319	1,319
United States	10,143	37,360	90,778	120,826	127,631	British Empire	11,094	35,406	90,203	126,282	126,282
Total	11,427	37,360	90,778	120,826	127,631	Foreign Countries					129,826

EMERY IN BULK, CRUSHED OR GROUND. (Free.)

	\$	\$	\$	\$	\$	RECAPITULATION.	\$	\$	\$	\$	\$
United Kingdom	875	1,039	2,417	4,155	2,710					
France	128	2	875	1,039	2,417	4,155	2,710
Germany	27,147	98,825	121,559	66,321	82,328	British Empire	27,275	98,827	121,559	66,321	82,328
United States	Foreign Countries					
Total	28,150	99,866	123,976	70,476	85,038						

EMERY AND CARBORUNDUM WHEELS AND MANUFACTURES OF EMERY OR CARBORUNDUM. (Dutiable.)

	\$	\$	\$	\$	\$	RECAPITULATION.	\$	\$	\$	\$	\$
United Kingdom	798	307	400	1,312	415					
France	75	798	307	400	1,312	415
Germany	133	British Empire	85,229	109,300	429,188	481,796	562,802
Japan	Foreign Countries					
United States	85,020	169,299	429,188	481,796	562,802						
Total	86,927	169,607	429,588	486,108	563,217						

IRON SAND OR GLOBULES OR IRON SHOT, AND DRY PUTTY FOR POLISHING GLASS OR GRANITE, OR FOR SAWING STONE. (Free.)

	\$	\$	\$	\$	\$	RECAPITULATION.	\$	\$	\$	\$	\$
United Kingdom	3,775	2,423	1,230	3,378	28,172					
Japan	3,775	2,423	1,230	3,378	28,172
United States	9,274	3,002	19,651	38,051	29,571	British Empire	3,274	3,002	1,930	3,378	28,172
Total	13,049	5,425	20,881	41,429	57,809	Foreign Countries					38,051

SESSIONAL PAPER No. 10b

PUMICE AND PUMICE STONE, LAVA AND CALCAREOUS TUFFA, NOT FURTHER MANUFACTURED THAN GROUND. (Free.)

	\$	\$	\$	\$	\$	\$	\$	\$	\$	\$
United Kingdom.....	47	1,946	29	250	25					
Hong Kong.....					12					
France.....	26	702	806	1,158						
Italy.....	641			9						
Japan.....	15,846	10,917	37,910	29,514	35,178					
United States.....										
Total.....	16,560	19,590	38,805	30,931	35,815					
RECAPITULATION.										
British Empire.....	47	1,946	29	250						
Foreign Countries.....	16,513	17,644	38,776	30,681						
Total.....										

SAND PAPER, GLASS, FLINT AND EMERY PAPER OR EMERY CLOTH. (Dutiable.)

	\$	\$	\$	\$	\$	\$	\$	\$	\$	\$
United Kingdom.....	7,468	4,754	6,239	11,325	10,713					
Belgium.....	83	2	6		102					
France.....	14			3						
Germany.....	118,695	170,756	272,606	281,172	304,056					
Japan.....										
United States.....	126,170	175,512	278,851	292,500	310,901					
Total.....										
RECAPITULATION.										
British Empire.....	7,468	4,754	6,239	11,325	10,713					
Foreign Countries.....	118,702	170,758	272,612	281,173	300,158					
Total.....										

RECAPITULATION—ABRASIVES. (Dutiable and Free.)

	\$	\$	\$	\$	\$	\$	\$	\$	\$	\$
United Kingdom.....	13,290	12,423	10,870	20,429	43,444					
Hong Kong.....					12					
Belgium.....	83	29	6		102					
France.....	1,223	703	806	1,158						
Germany.....	641			12						
Italy.....					66					
Japan.....	266,055	494,905	971,117	1,029,680	1,136,817					
United States.....										
Total.....	281,383	507,360	982,859	1,042,279	1,180,441					
RECAPITULATION.										
British Empire.....	13,290	12,423	10,870	20,429	43,456					
Foreign Countries.....	268,084	494,937	971,989	1,021,850	1,136,985					
Total.....										

ANATOMICAL PREPARATIONS AND SKELETONS OR PARTS THEREOF. (Free.)

	\$	\$	\$	\$	\$	\$	\$	\$	\$	\$
United Kingdom.....	49	254			100					
France.....	250	302								
Germany.....	1,213	665			1,638					
United States.....	968	491	491	1,369	1,638					
Total.....	2,480	1,221	491	1,369	1,738					
RECAPITULATION.										
British Empire.....	49	254			100					
Foreign Countries.....	2,431	967	491	1,369	1,638					
Total.....										

No. 19—Imports for Consumption, by Articles and Countries, during Fiscal Years ended March 31, 1915-1919—*Con.*

Imported from—	1915	1916	1917	1918	1919	Imported from—	1915	1916	1917	1918	1919
ANIMALS LIVING.											
CATTLE FOR EXHIBITION PURPOSES (Frec.)											
United Kingdom.....	No.	No.	No.	No.	No.	United Kingdom.....	\$	\$	\$	\$	\$
United States.....	38	38	38	38	38	United States.....	55,000	55,000	55,000	55,000	55,000
Total.....	38	38	38	38	38	Total.....	55,000	55,000	55,000	55,000	55,000
RECAPITULATION.											
British Empire.....	38	38	38	38	38	British Empire.....	55,000	55,000	55,000	55,000	55,000
Foreign Countries.....						Foreign Countries.....					
CATTLE FOR THE IMPROVEMENT OF STOCK. (Frec.)											
United Kingdom.....	No.	No.	No.	No.	No.	United Kingdom.....	\$	\$	\$	\$	\$
Newfoundland.....	47	113	314	404	343	Newfoundland.....	40,125	28,596	67,482	135,951	139,767
United States.....	284	44	268	547	313	United States.....	47,208	20,330	65,466	255,540	137,811
Total.....	331	158	582	951	626	Total.....	57,333	48,926	127,948	391,491	277,608
RECAPITULATION.											
British Empire.....	47	114	314	404	313	British Empire.....	40,125	28,646	62,482	135,951	139,767
Foreign Countries.....	281	44	268	547	313	Foreign Countries.....	47,208	20,330	65,466	255,540	137,811
CATTLE, NEAT, IMPORTED BY BOVA FIDE RESIDENTS OF CANADA. (Frec.)											
United Kingdom.....	No.	No.	No.	No.	No.	United Kingdom.....	\$	\$	\$	\$	\$
United States.....					6,530	United States.....					365,952
Total.....					6,530	Total.....					365,952
RECAPITULATION.											
British Empire.....					6,530	British Empire.....					365,952
Foreign Countries.....						Foreign Countries.....					
CATTLE, N O P. (Datable.)											
United Kingdom.....	No.	No.	No.	No.	No.	United Kingdom.....	\$	\$	\$	\$	\$
United States.....	1,683	365	3,094	4,025	86	United States.....	42,255	15,422	95,490	194,285	15,593
Total.....	1,683	374	3,094	4,025	86	Total.....	42,255	16,422	95,490	194,285	15,593
RECAPITULATION.											
British Empire.....	1,683	365	3,094	4,025	86	British Empire.....	42,255	16,422	95,490	194,285	15,593
Foreign Countries.....						Foreign Countries.....					

DOGS FOR THE IMPROVEMENT OF STOCK. (Free.)

United Kingdom.....	No. 113	No. 59	No. 60	No. 105	No. 33	\$ 6,911	\$ 3,493	\$ 6,049	\$ 6,012	\$ 5,922
Newfoundland.....	1	1	1	1	1	20	20	20	20	20
Belgium.....	4					350				
Switzerland.....	2					123				
United States.....	516	441	514	562	408	20,933	18,723	22,157	26,664	18,592
Total.....	636	500	575	697	442	28,337	22,216	28,229	32,676	24,534
RECAPITULATION.										
British Empire.....	114	59	61	105	31	6,931	3,493	6,069	6,012	5,942
Foreign Countries.....	522	441	514	562	408	21,406	18,723	22,157	26,664	18,592

FOWLS, DOMESTIC, PURE BRED, FOR THE IMPROVEMENT OF STOCK. (Free.)

United Kingdom.....	No. 492	No. 193	No. 166	No. 187	No. 64	\$ 3,087	\$ 1,326	\$ 1,126	\$ 1,507	\$ 825
British Oceania— New Zealand.....	3	10	4			5	50	2		
Newfoundland.....	6					42				
France.....	75,647	34,329	48,187	84,803	101,006	42,236	27,992	37,586	47,183	56,727
United States.....	75,148	34,532	48,357	84,990	101,070	45,370	29,398	38,714	45,690	57,552
Total.....	153,333	73,364	96,544	169,670	202,080	88,730	58,716	77,438	94,370	114,654
RECAPITULATION.										
British Empire.....	495	203	170	187	64	3,092	1,376	1,128	1,507	825
Foreign Countries.....	75,633	34,329	48,187	84,803	101,006	42,278	27,992	37,586	47,183	56,727

GOATS FOR THE IMPROVEMENT OF STOCK. (Free.)

United Kingdom.....	No. 4	No. 2	No. 33	No. 4	No. 531	\$ 110	\$ 75	\$ 1,165	\$ 848	\$ 10,507
United States.....	4	2	33	21	531	110	75	1,165	848	10,507
Total.....	8	4	66	25	1,062	220	150	2,330	1,696	21,014
RECAPITULATION.										
British Empire.....	4	2	33	4	531	110	75	1,165	848	10,507
Foreign Countries.....	4	2	33	21	531	110	75	1,165	848	10,507

No. 19 Imports for Consumption, by Articles and Countries, during Fiscal Years ended March 31, 1915-1919—*Con.*

Imported from	1915	1916	1917	1918	1919
ANIMALS LIVING—Continued.					
HORSES FOR EXHIBITION PURPOSES. (Free.)					
United Kingdom	No.	No.	No.	No.	No.
United States	171	79	56	47	2
Total	171	3,386	86	3,386	86
RECAPITULATION.					
British Empire	171	3,386	86	1,058,630	27,070
Foreign Countries	281	229	444	309,068	241,317
Total	452	3,615	130	1,367,698	488,387

HORSES FOR THE IMPROVEMENT OF STOCK. (Free.)

Imported from	1915	1916	1917	1918	1919
United Kingdom	No.	No.	No.	No.	No.
Belgium	171	79	56	47	2
France	17	229	444	653	613
United States	25	229	444	653	613
Total	211	500	700	1,323	1,228
RECAPITULATION.					
British Empire	171	79	56	33,418	19,413
Foreign Countries	281	229	444	107,308	180,923
Total	452	308	500	140,726	200,336

HORSES, OVER ONE YEAR OLD, VALUED AT \$50 OR LESS PER HEAD. (Dutiable.)

Imported from	1915	1916	1917	1918	1919
United Kingdom	No.	No.	No.	No.	No.
Newfoundland	32	42	11	9	4
United States	69	11	39	97	18
Total	101	53	50	106	22
RECAPITULATION.					
British Empire	32	42	11	9	4
Foreign Countries	69	11	39	97	18
Total	101	53	50	106	22

	No.	No.	No.	No.	No.
United Kingdom	32	42	11	9	4
Newfoundland	32	42	11	9	4
United States	69	11	39	97	18
Total	101	53	50	106	22
RECAPITULATION.					
British Empire	32	42	11	9	4
Foreign Countries	69	11	39	97	18
Total	101	53	50	106	22

No. 19—Imports for Consumption, by Articles and Countries, during Fiscal Years ended March 31, 1915-1919—*Con.*

Imported from—	1915	1916	1917	1918	1919	Imported from—	1915	1916	1917	1918	1919
United Kingdom	No.	No.	No.	No.	No.	United Kingdom	\$	\$	\$	\$	\$
Newfoundland	41	41	41	255	1,435	Newfoundland	1,435	1,435	3,825	3,825	10,064
United States	110,663	68,523	67,742	37,626	1,150	United States	362,651	230,860	241,709	129,679	10,064
Total	110,663	68,564	67,742	37,881	1,150	Total	362,651	232,295	244,709	133,504	10,064
RECAPITULATION:						RECAPITULATION:					
British Empire	41	41	41	255	1,435	British Empire	1,435	1,435	3,825	3,825	10,064
Foreign Countries	110,663	68,523	67,742	37,626	1,150	Foreign Countries	362,651	230,860	244,709	129,679	10,064

ANIMALS. LIVING—Concluded.

SHEEP, N.O.P. (Dutiable.)

SWINE FOR THE IMPROVEMENT OF STOCK. (Free.)

Imported from—	No. 3	No.	No. 8	No.	No. 1	Imported from—	\$	\$	\$	\$	\$
United Kingdom	65	43	69	150	1,814	United Kingdom	150	510	510	3,842	122
United States	65	6	43	2,868	30	United States	1,814	1,084	1,084	3,842	2,110
Total	65	6	51	2,868	31	Total	1,964	2,194	2,194	3,842	2,232
RECAPITULATION:						RECAPITULATION:					
British Empire	3	8	43	2,868	30	British Empire	150	510	510	3,842	122
Foreign Countries	65	6	43	2,868	30	Foreign Countries	1,814	1,084	1,084	3,842	2,110

SWINE, N.O.P. (Dutiable.)

Imported from—	Lb.	Lb.	Lb.	Lb.	Lb.	Imported from—	\$	\$	\$	\$	\$
United Kingdom	3,830	1,885	2,868	150	795	United Kingdom	795	1,026	1,026	956	142
United States	3,830	1,885	2,868	2,897	193	United States	795	1,026	1,026	956	1,209
Total	3,830	1,885	2,868	3,047	193	Total	795	1,026	1,026	956	1,351
RECAPITULATION:						RECAPITULATION:					
British Empire	3,830	1,885	2,868	150	795	British Empire	795	1,026	1,026	956	142
Foreign Countries	3,830	1,885	2,868	2,897	193	Foreign Countries	795	1,026	1,026	956	1,209

No. 19—Imports for Consumption, by Articles and Countries, during Fiscal Years ended March 31, 1915-1919—*Con.*

Imported from—	1915	1916	1917	1918	1919	1915	1916	1917	1918	1919
United Kingdom	\$ 14,109	\$ 9,136	\$ 8,514	\$ 4,193	\$ 3,511					
Hong Kong	490	251	347	38	106					
France	122	5	48	123	193					
Germany	1,703	5	10	10	10					
Japan	55,772	44,230	60,720	59,067	64,611					
Switzerland										
United States										
Total	70,505	53,622	69,634	63,421	68,431					

APPAREL (see also "Furs," "Gutta-Percha," "Leather" and "Textiles.")

BELTS OF ALL KINDS, NO P., EXCEPT SILK. (Datiable.)

	1915	1916	1917	1918	1919	1915	1916	1917	1918	1919
United Kingdom	\$ 14,109	\$ 9,136	\$ 8,514	\$ 4,193	\$ 3,511					
Hong Kong	490	251	347	38	106					
France	122	5	48	123	193					
Germany	1,703	5	10	10	10					
Japan	55,772	44,230	60,720	59,067	64,611					
Switzerland										
United States										
Total	70,505	53,622	69,634	63,421	68,431					

BOOTS, SHOES, SLIPPERS AND INSOLES OF ALL KINDS, EXCEPT RUBBER AND LEATHER. (Datiable.)

	1915	1916	1917	1918	1919	1915	1916	1917	1918	1919
United Kingdom	\$ 169,231	\$ 72,723	\$ 92,692	\$ 102,972	\$ 50,081					
British East Indies—										
Straits Settlements										
Hong Kong	8,707	6,943	11,657	13,267	12,499					
Austria	2,344									
Hungary	1,703									
China	3,775	42	251	54	67					
France										
St. Pierre and Miquelon										
Germany	12,511	8								
Japan	1,647	3,357	6,724	16,049	15,087					
Netherlands	4									
Norway	562	802								
Portugal—										
Azores and Madeira										
Spain										
Switzerland										
Turkey										
United States										
Total	199,231	82,723	109,692	126,241	72,568					
RECAPITULATION.										
British Empire	177,938	79,656	104,329	116,241	69,182					
Foreign Countries	38,766	802	3,863	10,000	3,386					
Total	216,704	80,458	108,192	126,241	72,568					

BRACES OR SUSPENDERS AND FINISHED PARTS OF. (Datiable.)

	1915	1916	1917	1918	1919	1915	1916	1917	1918	1919
United Kingdom	\$ 9,072	\$ 4,364	\$ 4,633	\$ 2,712	\$ 3,105					
Hong Kong										
France	8,471	4,965	3,116	2,755	643					
Germany	5									
Japan	37,495	36,716	67,492	71,280	94,422					
United States										
Total	55,043	46,045	75,220	76,747	100,324					
RECAPITULATION.										
British Empire	46,072	43,644	72,025	79,221	103,627					
Foreign Countries	9,072	2,401	3,195	7,526	6,697					
Total	55,144	46,045	75,220	76,747	100,324					

SESSIONAL PAPER No. 10b

BUTTONS AND MATERIALS FOR.

BUTTON BLANKS OF ANIMAL SHELL, IN THE ROUGH. (Dutiable.)

	\$	\$	\$	\$	\$	\$	\$	\$	\$	\$
United Kingdom	5	15	11,482	RECAPITULATION.						
Japan	8,783	50,741	12,144	British Empire	8,788	5,472	44,015	50,741	15	
United States		50,756	23,626	Foreign Countries						23,626
Total	8,788	5,472	23,626							

BUTTONS, COLLAR AND CUFF. (Dutiable.)

	\$	\$	\$	\$	\$	\$	\$	\$	\$	
United Kingdom			310	RECAPITULATION.						
France			22	British Empire						310
Japan			3,217	Foreign Countries						75,313
United States			72,064							
Total			75,613							

BUTTONS OF ALL KINDS, COVERED OR NOT, INCLUDING RECOGNITION BUTTONS. (Dutiable.)

	\$	\$	\$	\$	\$	\$	\$	\$	\$	
United Kingdom			19,775	RECAPITULATION.						
France			7,517	British Empire						19,775
Japan			198,056	Foreign Countries						907,650
United States			702,047							
Total			927,425							

BUTTONS, OF ALL KINDS, COVERED OR NOT, N.O.P., INCLUDING RECOGNITION BUTTONS, AND COLLAR AND CUFF BUTTONS. (Dutiable.)

	\$	\$	\$	\$	\$	\$	\$	\$	\$	\$
United Kingdom	89,658	47,572	71,055	Switzerland						
Hong Kong	17,792	8	2	United States	329,305	448,265	618,567	623,317		
Austria-Hungary	4,852			Total	519,781	575,035	807,201	831,535		
Belgium										
China	16,289	7,952	14,735							
France	19,797									
Germany	3,540	5,088	1,569	RECAPITULATION.						
Italy	90,273	66,119	170,587	British Empire	83,642	47,781	71,057	28,856		
Japan			608	Foreign Countries	439,138	827,425	829,144	807,679		
Netherlands										
Spain			2							

No. 19—Imports for Consumption, by Articles and Countries, during Fiscal Years ended March 31, 1915-1919—*Con.*

Imported from—	1915	1916	1917	1918	1919	1915	1916	1917	1918	1919
						Imports for consumption—				
APPAREL—Continued										
BUTTONS AND MATERIALS FOR—Continued.										
BUTTONS OF VEGETABLE IVORY. (Dutiable.)										
	Gross	Gross	Gross	Gross	Gross					
						United Kingdom	\$	\$	\$	\$
United Kingdom	11,971	2,427	313	47	4,187	Austria-Hungary	1,374	1,618	1,626	280
Austria-Hungary	2,546	6			216	France	2,367	1,073		
France	312	3,643	40	40	71	Germany	11,517	17,050	25,546	58
Germany	6,187	9,231	13,881	13,391	15,515	Italy	14,245	18,793	25,825	18,582
India	225					Japan				
Japan	6,180	15,307	13,441	13,391		United States				
United States	27,718	3,427	2,816	47	4,187	Total	1,618	1,625	280	62
Total	11,971	15,747	13,881	13,341	11,325	RECAPITULATION.				
						British Empire	1,618	1,625	280	62
British Empire	15,747	12,880	13,881	13,341		Foreign Countries	12,627	17,080	25,546	18,520
Foreign Countries										

LASTINGS, MOHAIR CLOTH, OR OTHER MANUFACTURES OF CLOTH, WOOL OR MADE IN PATTERNS OF SUCH SIZE, SHAPE OR FORM, OR CUT IN ANY SUCH MANNER AS TO BE FIT ONLY FOR COVERING BUTTONS, WHEN IMPORTED BY MANUFACTURERS OF BUTTONS. (Free.)

	\$	\$	\$	\$	\$	\$	\$	\$	\$	\$
United Kingdom	472	143				RECAPITULATION.				
Germany	4,471	2,758	1,891	1,891	4,943	British Empire	143	143		
United States		8,488	6,312	2,758	1,891	Foreign Countries	6,312	6,312	2,758	1,891
Total	4,943	8,488	6,485	2,758	1,891					
SHOE BUTTONS, PAPER MACHÉ. (Free.)										
	\$	\$	\$	\$	\$					
United Kingdom	106	11	6	31		RECAPITULATION.				
Austria-Hungary	49				31	British Empire	11	11	31	
France	571				13,696	Foreign Countries	17,488	29,431	11,056	13,727
Germany	15,275	17,188	29,431	11,056	13,696					
United States		17,188	29,431	11,056	13,696					
Total	16,021	17,502	29,449	11,087	13,727					

SESSIONAL PAPER No. 10b

SHOE BUTTONS, N.O.F. (Dutiable.)

	\$	81	\$	1	\$	20	RECAPITULATION:	\$	1	\$	20	\$
United Kingdom	1,311	2,933	4,570	2,759	1,658	81	British Empire	1,311	1	4,570	1	20
Japan	1,392	2,933	4,571	3,010	1,978	1,311	Foreign Countries	2,933	3,009	4,570	1,658	1,658
Total												

TOTAL BUTTONS AND MATERIALS FOR. (Dutiable and Free)

	\$	Dozen	\$	Dozen	\$	Dozen	RECAPITULATION:	\$	2	\$	10	\$
United Kingdom	88,012	30,862	49,204	27,198	29,167	366,755	Spain	372	740,008	718,207	821,962	
Hong Kong	19,213			47			Switzerland	491,191				
Austria-Hungary	4,852						United States	623,615	1,000,418	927,972	1,002,542	
Belgium	10,289		7,959	5,561	7,600		Total					
China	21,666		6,161	155	58		RECAPITULATION:					
France	3,307		6,161	1,589	155	88,016	British Empire	49,212	72,833	27,183	20,167	
Germany	30,349		65,119	176,587	175,979	478,424	Foreign Countries	371,433	927,985	900,789	1,042,375	
Japan				608								
Netherlands												

COLLARS OF COTTON OR LINEN, NYLONITE, NYLONITE OR CELLULOSE. (Dutiable.)

	\$	Dozen	\$	Dozen	\$	Dozen	RECAPITULATION:	\$	3	\$	19,601	\$
United Kingdom	33,238	30,862	49,204	27,198	29,167	33,337	United Kingdom	30,346	27,761	19,601	18,799	
British East Indies							British East Indies					
India	5,697	1,493		238	198	4,912	India	4,062	10,947	441	179	
France	1,214					1,703	France	25				
Germany	6,518		436	15	255	8	Germany	677	5	53	450	
Japan	35,023		3,229	711	711	9,291	Japan	39,349	35,281	5,223	923	
Switzerland	63,291		62,015	38,148	20,868	74,050	Switzerland	77,419	50,950	32,305	31,541	
United States							United States	148,871	134,964	57,912	51,892	
Total	110,161	129,848	121,885	40,877	29,587	123,698	Total					
RECAPITULATION:							RECAPITULATION:					
British Empire	33,238	30,864	49,204	16,527	12,289	33,337	British Empire	39,349	27,761	19,601	18,799	
Foreign Countries	76,923	98,984	97,981	24,350	17,298	91,361	Foreign Countries	118,522	97,203	37,921	33,093	

CORSETS OF ALL KINDS. (Dutiable.)

	\$	Dozen	\$	Dozen	\$	Dozen	RECAPITULATION:	\$	438	\$	7,330	\$
United Kingdom	13,880	7,982	7,330	6,458	1,970	13,880	United Kingdom	7,982	7,330	6,458	1,970	
Belgium	436			133	438	599,786	Belgium					
France	1,673		303	133	438		France					
Germany	71		435,625	367,118	371,446		Germany					
United States	597,580	431,903	433,258	373,709	370,914		United States					
Total	523,666	440,269	433,258	373,709	370,914		Total					
RECAPITULATION:							RECAPITULATION:					
British Empire							British Empire	7,982	7,330	6,458	1,970	
Foreign Countries							Foreign Countries	432,257	425,928	367,251	374,944	

No. 19—Imports for Consumption, by Articles and Countries, during Fiscal Years ended March 31, 1915-1919—*Con.*

Imported from—	1915	1916	1917	1918	1919	Imported from—	1915	1916	1917	1918	1919
APPAREL—Continued.											
HATS, CAPS AND BONNETS AND MATERIALS FOR—Concluded.											
HATS OF BEAVER, SILK OR FEEL. (Doubtable.)											
United Kingdom.....	\$ 464,399	\$ 349,395	\$ 492,597	\$ 314,915	\$ 141,613	United States.....	\$ 407,915	\$ 503,032	\$ 728,534	\$ 688,239	\$ 844,794
Austria-Hungary.....	7,998	1,802	11,337	6,999	3,029	Total.....	967,561	928,873	1,279,292	1,169,516	1,429,674
Belgium.....	15,140	15,097	11,337	6,999	3,029	RECAPITULATION.					
France.....	1,696	61,365	136,705	159,730	137,971	British Empire.....	\$ 464,399	\$ 319,305	\$ 402,597	\$ 311,915	\$ 144,613
Germany.....	68,681	21	9	35	57	Foreign Countries.....	503,162	579,578	876,695	851,631	1,955,061
Italy.....	9										
Netherlands.....	11										
Switzerland.....				28							
HATTERS' BANDS (NOT CORDS), BINDINGS AND HAT SWEATS, HATTERS' TIPS AND SIDES WHEN CUT TO SHAPE FOR UNDER BRIMS AND HAT COVER WHEN IMPORTED BY MANUFACTURERS OF HATS AND CAPS FOR USE EXCLUSIVELY IN THE MANUFACTURE OF THESE ARTICLES IN THEIR OWN FACTORIES. (Free.)											
United Kingdom.....	\$ 33,425	\$ 27,336	\$ 46,416	\$ 22,030	\$ 21,242	United States.....	\$ 82,395	\$ 112,917	\$ 184,107	\$ 208,938	\$ 279,526
British West Indies.....	198	107				Total.....	121,082	143,615	246,592	252,261	305,056
Austria-Hungary.....	115					RECAPITULATION.					
Belgium.....	893	2,360	6,162	12,997	3,162	British Empire.....	\$ 33,623	\$ 27,443	\$ 46,416	\$ 22,030	\$ 21,242
France.....	1,346					Foreign Countries.....	87,459	116,172	369,176	249,231	283,814
Germany.....	2,698	342	1,315	2,348	1,126						
Italy.....	12	433	8,592	6,215							
Japan.....											
Switzerland.....											
HATTERS' FURS, NOT ON THE SKIN. (Free.)											
United Kingdom.....	\$ 11,616	\$ 759	\$ 5,997	\$ 16,031	\$ 41,943	United States.....	\$ 11,616	\$ 759	\$ 5,997	\$ 16,031	\$ 41,943
Belgium.....	2,891					Total.....	94,369	99,353	190,528	202,515	468,894
Germany.....	184	90,385	190,528	292,505	465,894	RECAPITULATION.					
United States.....	94,285	91,144	196,525	398,535	507,857	British Empire.....	\$ 11,616	\$ 759	\$ 5,997	\$ 16,031	\$ 41,943
Total.....	195,976	191,144	196,525	398,535	507,857	Foreign Countries.....	94,369	99,353	190,528	202,515	468,894
HATTERS' PUSHS OF SILK OR COTTON. (Free.)											
United Kingdom.....	\$ 7,764	\$ 5,768	\$ 4,515	\$ 7,700	\$ 4,700	United States.....	\$ 7,764	\$ 5,768	\$ 4,515	\$ 7,700	\$ 4,700
Belgium.....	6,241	626	1,392	19,133	23,669	Total.....	84,287	53,325	14,492	35,482	68,094
France.....	61,217		1,466			RECAPITULATION.					
Germany.....	17					British Empire.....	\$ 7,764	\$ 5,768	\$ 4,515	\$ 7,700	\$ 4,700
Netherlands.....	15,448	52,609	11,931	16,019	44,395	Foreign Countries.....	84,287	53,325	14,492	35,482	68,094
United States.....	93,051	59,093	19,007	43,182	72,761						
Total.....	195,976	191,144	196,525	398,535	507,857						

SESSIONAL PAPER No. 10b

HOODS, UNFINISHED, COMPOSED OF LEGHORN, MANILLA, PALM LEAF, GRASS, WILLOW OR CUP, NOT BLEACHED OR BLOCKED. (Free.)

	\$	\$	\$	\$	\$	\$	\$	\$	\$	\$
United Kingdom.....	74	69								
British West Indies.....	3,941	2,547	214	1,301						
Italy.....		574	31							
Japan.....			3							
Netherlands.....										
Dutch East Indies.....		2,781	5,534	6,764	4,691	2,016	214	1,301		
United States.....					5,225	3,355	5,571	6,764		
Porto Rico.....					1,715					11,631
Total.....	4,015	5,971	5,785	8,065	11,631					

TOTAL HATS, CAPS AND BONNETS AND MATERIALS FOR (Datable and Free)

	\$	\$	\$	\$	\$	\$	\$	\$	\$	\$
United Kingdom.....	1,432,493	930,455	1,093,270	795,426	545,572	56,180	49,180	79,521	78,638	116,553
British East Indies—						370	1,220			
Straits Settlements.....				7	29	628				
Other.....						47				4,691
British West Indies.....	8,733	3,888	224	1,439	11					
Hong Kong.....	12	5	41	61	79					2
Newfoundland.....	262		141							
Austria-Hungary.....	16,974	272				7,517	4,631	15,839	96,881	42,559
Belgium.....	6,134					1,983,987	2,180,367	3,081,391	3,412,780	4,120,640
China.....	6,767	12,234	6,587	4,280	21,675					1,715
Cuba.....		81								
Ecuador.....	1,155	702								
France.....	75,814	37,591	39,795	62,783	40,856					
Madagascar.....	138		1,166							
Germany.....	78,903		178,629	198,555	216,473	1,491,500	951,218	1,095,685	796,933	545,680
Italy.....	118,347	83,589				327,561	2,389,533	3,402,929	3,781,222	4,565,133
Total.....						3,789,461	3,340,093	4,498,614	4,581,155	5,110,813
RECAPITULATION.....										
British Empire.....						1,491,500	951,218	1,095,685	796,933	545,680
Foreign Countries.....						327,561	2,389,533	3,402,929	3,781,222	4,565,133

LACES, BOOT, SHOE, SHIRT AND STAY, OF ANY MATERIAL. (Datable.)

	\$	\$	\$	\$	\$	\$	\$	\$	\$	\$
United Kingdom.....	59,953	33,478	47,418	12,691	5,000	49,910	141,467	271,866	145,721	227,005
Hong Kong.....			13	292						
Austria-Hungary.....	317	400								
Belgium.....	25,308									
France.....	6,223	1,580	2,944	1,676		142,535	177,117	399,188	275,591	314,278
Germany.....	478									
Italy.....										
Japan.....		189	76,854	115,621	52,273					
Spain.....				280						
Switzerland.....	336		38							
Total.....						142,535	177,117	399,188	275,591	314,278
RECAPITULATION.....										
United States.....						49,910	141,467	271,866	145,721	227,005
British Empire.....						59,953	33,478	47,431	12,293	5,000
Foreign Countries.....						82,582	143,639	351,727	263,298	399,278

No. 19—Imports for Consumption, by Articles and Countries, during Fiscal Years ended March 31, 1915-1919—Con.

Imported from—	1915	1916	1917	1918	1919	Imported from—	1915	1916	1917	1918	1919	
APPAREL—Concluded												
REGALIA AND BADGES (Dutiable.)												
United Kingdom	\$ 19,212	\$ 21,295	\$ 14,122	\$ 7,915	\$ 8,795	RECAPITULATION.						
Hong Kong	17										7,945	
China	39	11	327	93	43						10,032	
France	53											8,745
Germany	27,217	12,894	10,159	9,439	16,584			19,229	21,295	14,122		16,639
Japan					7			27,309	12,815	10,485		
United States												
Total	46,528	31,119	24,668	17,477	25,431							
UMBRELLAS, PARASOLS AND SUNSHADES OF ALL KINDS AND MATERIALS. (Dutiable.)												
United Kingdom	\$ 55,677	\$ 23,443	\$ 12,066	\$ 7,032	\$ 1,373		RECAPITULATION.					
Hong Kong	169		31	1	19							
Austria-Hungary	493											
Belgium	2,296			64								
France								77,603	38,969	36,537	26,063	28,229
Germany												
Italy												
Japan	2,583		4,078	4,183	1,911							
Total												
United Kingdom	\$ 55,677	\$ 23,443	\$ 12,066	\$ 7,032	\$ 1,373	RECAPITULATION.						
Hong Kong	169		31	1	19							
Austria-Hungary	493											
Belgium	2,296			64								
France								77,603	38,969	36,537	26,063	28,229
Germany												
Italy												
Japan	2,583		4,078	4,183	1,911							
Total												
RECAPITULATION—APPAREL. (Dutiable and Free.)												
United Kingdom	\$ 2,678,509	\$ 1,685,132	\$ 2,102,430	\$ 1,621,143	\$ 1,091,245	RECAPITULATION.						
British East Indies—												
India												
Straits Settlements												
Other												
British West Indies	8,735	3,859	229	1,439	31							
Hong Kong	8,542	6,599	11,715	13,667	18,699							
Newfoundland	59,772		158	6	9							
Austria-Hungary	41,269	469										
Belgium	8,369											
China												
Cuba												
Ecuador	1,155	762	6,817	4,334	21,790							
France	335,148	437,835	568,876	538,103	234,837							
Madagascar	138											
St. Pierre and Miquelon	6											
Germany	261,816	4	1,169	214,123	236,309							
Italy	226,617	177,473	250,471	497,845	625,594							
Japan	119,369	125,513	319,324									
Total												
Mexico	\$ 370	\$ 623,051	\$ 8,756,445	\$ 8,520,639	\$ 8,509,129							
Netherlands	834											
Dutch East Indies	562											
Norway	47											
Portugal	802											
Azores and Madeira	12											
Spain	1,566											
Switzerland	41,581											
Turkey	22,015											
United States	3,417,067	3,897,874	5,110,331	5,596,657	6,244,542							
Porto Rico												
Total												
British Empire	\$ 2,696,246	\$ 1,695,987	\$ 2,114,623	\$ 1,639,294	\$ 1,082,894							
Foreign Countries	4,716,376	4,627,061	6,041,822	6,881,375	7,417,226							

SESSIONAL PAPER No. 10b

APPAREL, WEARING, AND OTHER PERSONAL AND HOUSEHOLD EFFECTS, NOT MERCHANDISE, OF BRITISH SUBJECTS DYING ABROAD, BUT DOMICILED IN CANADA; BOOKS, PICTURES, FAMILY PLATE OR FURNITURE, PERSONAL EFFECTS AND HEIRLOOMS LEFT BY BEQUEST. (Free.)

United Kingdom.....	\$	19,147	\$	7,639	\$	9,688	\$	8,884	\$	6,538	\$	566	\$	50
Bermuda.....		100										15		
British Africa, South.....		85		116								39		
British East Indies—												100		
India.....		250		35								40		27,443
British Oceania—												50		
Australia.....		100		20						100				
New Zealand.....				10		25								
Egypt and Sudan.....		30		10		150								
Newfoundland.....		30		25		60								
Belgian Congo.....		30										100		
Cuba.....						75								
Denmark.....		95				324								
France.....		1,340		1,457		95						19,712		6,638
Germany.....		591				50						19,365		27,493
Total.....												39,107		34,131
RECAPITULATION.														
British Empire.....												7,730		8,909
Foreign Countries.....												23,805		28,718
Total.....												32,029		37,427

ARTICLES AND OTHER GOODS, THE GROWTH, PRODUCE OR MANUFACTURE OF CANADA, RETURNED WITHIN FIVE YEARS AFTER HAVING BEEN EXPORTED. (Free.)

United Kingdom.....	\$	126,005	\$	98,114	\$	251,534	\$	932,301	\$	590,912	\$	14,735	\$	436
Bermuda.....		189		1,713		35		280		10,890		34,365		1,000
British Africa, South.....				62				469		845				1,325
British East Indies—														261
India.....		100												
British Settlements.....		330		9		630								500
British Guiana.....														
British Oceania—														
Australia.....		2,086		9,107		436		768						
New Zealand.....				21		242		1,873		50				
British West Indies.....		9,223		1,750		2,171		3,914						
Barbados.....														
Belize.....														
Jamaica.....														
Trinidad and Tobago.....														
Other.....		25		413										
Hong Kong.....		11,156		114,704		11,800		12,558		14,004				
Newfoundland.....				100		1,096								
Argentina Republic.....		55												
Austria-Hungary.....														
China.....														
Total.....												718,652		2,472,639
RECAPITULATION.														
British Empire.....												190,114		952,224
Foreign Countries.....												569,538		1,484,135
Total.....												940,171		1,878,422

No. 19—Imports for Consumption, by Articles and Countries, during Fiscal Years ended March 31, 1915-1919—*Con.*

Imported from—	1915	1916	1917	1918	1919	Imported from—	1915	1916	1917	1918	1919
United Kingdom.....	31,577	23,685	59,093	169,741	115,518	RECAPITULATION:					
United States.....	9	108		37	6	British Empire.....					858,490
Bermuda.....						Foreign Countries.....					858,460
British East Indies—						Total.....					858,460
Ceylon.....	10	9		36	295						
India.....	3	55			40						
Straits Settlements.....											
British Guiana.....	2,923	503	321	1,379	1,015						
British Oceania—	4,780	1,813	347	632	61,049						
Australia.....	227	726	2,541	1,014	216						
New Zealand.....					1,110						
British West Indies.....					12						
Barbados.....											
Jamaica.....											
Trinidad and Tobago.....											
Egypt and Sudan.....		5	28	1,167	6,637						
Hong Kong.....	13		20	19							
Madras.....	23	11	513	111	100						
Newfoundland.....											
Newfoundland.....											
Belgium.....	1,131		18	1,460	218						
Brazil.....	343	189	5	607	13,972						
China.....	545		825	1,190	6,138						
Cuba.....			19	6							
Denmark.....	10	1,079									
Egypt and Sudan.....											
France.....	1,802	17	3,448	2,817	1,839						

ARTICLES EX-WAREHOUSED FOR EXCISE PURPOSES TO BE MANUFACTURED IN BOND. (Free.)

United Kingdom.....	United States.....	Germany.....	Greece.....	Guatemala.....	Italy.....	Japan.....	Mexico.....	Netherlands.....	Dutch East Indies.....	Norway.....	Peru.....	Portugal.....	Russia.....	Spain.....	Switzerland.....	United States.....	Hawaii.....	Philippine Islands.....	Total.....	RECAPITULATION:	British Empire.....	Foreign Countries.....	Total.....
31,577	9	18	20	17	93	25,263	476	655	11	8	304	8	8	71	2,733,611	304	233	44	1,595,817	2,928,483	165,126	2,763,357	858,460

ARTICLES EX-WAREHOUSED FOR SHIPS' STORES. (Free.)

United Kingdom.....	Bermuda.....	British East Indies—	Ceylon.....	India.....	Straits Settlements.....	British Guiana.....	British Oceania—	Australia.....	New Zealand.....	British West Indies.....	Barbados.....	Jamaica.....	Trinidad and Tobago.....	Egypt and Sudan.....	Hong Kong.....	Madras.....	Newfoundland.....	Newfoundland.....	Belgium.....	Brazil.....	China.....	Cuba.....	Denmark.....	Egypt and Sudan.....	France.....									
31,577	9	23,685	108	59,093	169,741	37	115,518	6	328	295	150	182	25	337	430	116	8	27	388	226	22	1,526,897	922,450	154	17	952,630	967,173	39,565	927,698	27,065	925,625	1,532,040	189,178	2,766,797

ARTICLES FOR EXHIBITION PURPOSES. (Free.)

United Kingdom.....	British West Indies.....	Newfoundland.....	Japan.....	United States.....	Total.....	RECAPITULATION:	British Empire.....	Foreign Countries.....	Total.....
5	332	5,000	71	922,496	927,713	617	5,337	922,496	520,313

SESSIONAL PAPER No. 10b

ARTICLES FOR THE ANGLO-AMERICAN TELEGRAPH CO. (Free.)

	\$	\$	\$	\$	\$	\$	\$	\$	\$
United Kingdom.....	16	13							
United States.....	16	13							
Total.....			2,684						2,684
RECAPITULATION.									
British Empire.....							16		
Foreign Countries.....								13	

ARTICLES FOR THE PERSONAL OR OFFICIAL USE OF CONSULS GENERAL WHO ARE NATIVES OR CITIZENS OF THE COUNTRIES THEY REPRESENT, AND WHO ARE NOT ENGAGED IN ANY OTHER BUSINESS OR PROFESSION. (Free.)

	\$	\$	\$	\$	\$	\$	\$	\$	\$
United Kingdom.....	871	606	324						
British East Indies—									
India.....		500							
British West Indies.....		1,011							
Belgium.....	10								
China.....		18							
Cuba.....			123						
Denmark.....	20								
France.....	101	309							
Germany.....	105		203						
Italy.....	808	89							
Japan.....	57	45	128						
Total.....							7,765	6,849	8,254
									11,171
RECAPITULATION.									
British Empire.....							871	2,117	324
Foreign Countries.....							6,894	4,732	7,930

ARTICLES FOR THE USE OF THE ARMY AND NAVY. (Free.)

	\$	\$	\$	\$	\$	\$	\$	\$	\$
United Kingdom.....	465,448	1,929,447	1,581,168						
Bermuda.....	16,500	2,095	4,431						
British East Indies—									
India.....									
British West Indies.....		75							
Jamaica.....				18,636					
Hong Kong.....									
Newfoundland.....	1,445	930							
New Zealand.....			9,230						
Argentine Republic.....				48,749					
Chile.....			64,186						
China.....		54,020	42,224						
Total.....							3,210,698	38,633,283	139,939,130
									59,704,709
RECAPITULATION.									
France.....								57,120	
Japan.....								7,500	
Russia.....								36,646,716	
United States.....							2,727,305	118,164,280	129,242,053
Total.....							3,210,698	139,939,130	130,773,475
RECAPITULATION.									
British Empire.....							483,393	1,932,547	1,159,322
Foreign Countries.....							2,727,305	36,700,736	148,335,310

No. 19—Imports for Consumption, by Articles and Countries, during Fiscal Years ended March 31, 1915-1919—*Con.*

Imported from—	1915	1916	1917	1918	1919	Imported from—	1915	1916	1917	1918	1919	
United Kingdom.....	\$ 7,712	\$ 5,570	\$ 13,573	\$ 9,118	\$ 1,060	RECAPITULATION.	\$	\$	\$	\$	\$	
Cuba.....	405	325	10		British Empire.....	7,712	5,570	13,573	9,118	1,060
France.....	35	10	8,508	3,975		Foreign Countries.....	2,162	1,329	17,903	10,083	5,007
Netherlands.....	2,127	17,163							
Sweden.....							
United States.....							
Total.....	9,871	6,899	31,576	19,201	6,667							

ARTICLES FOR THE USE OF THE GOVERNOR GENERAL. (Free.)

ARTICLES PRESENTED FROM ABROAD IN RECOGNITION OF THE SAVING OF HUMAN LIFE. (Free.)

	\$	\$	\$	\$	\$	RECAPITULATION.	\$	\$	\$	\$	\$
United Kingdom.....	British Empire.....
United States.....	1,739	361		Foreign Countries.....	1,739
Total.....	1,739	361						

ARTIFICIAL LIMBS AND PARTS THEREOF. (Free.)

	\$	\$	\$	\$	\$	RECAPITULATION.	\$	\$	\$	\$	\$
United Kingdom.....	British Empire.....
United States.....	39,422	40,617	55,896	86,400	136,757		Foreign Countries.....	39,422	40,617	55,896	86,400
Total.....	39,422	40,617	55,896	86,400	136,757						

SESSIONAL PAPER No. 10b

ARTIFICIAL LIMBS, ARTICLES FOR MANUFACTURE OF, PRESSED FELT, ELASTIC WEB AND HOLLOW WOOD BLOCKS. (Free.)

United Kingdom	\$ 4	\$ 59	\$ 31	\$ 32,919	\$ 12	\$ 31	\$ 32,919	\$ 12
United States	697	689	6,096	53,833	53,833	4	6,600	53,833
Total	701	748	6,727	32,919	53,845	697	689	53,833
RECAPITULATION.								
British Empire						4	59	12
Foreign Countries						697	689	53,833

ASHES, POT AND PEARL, IN PACKAGES OF LESS THAN 25 LBS. (Dutiable.)

United Kingdom	Lb. 4,022	Lb. 6,358	Lb. 2,240	Lb. 436	Lb. 663	\$ 150	\$ 484	\$ 777	\$ 403	\$ 582
United States			17,063					1,863		
Total	4,022	6,358	19,303	436	663	150	484	2,640	403	582
RECAPITULATION.										
British Empire			2,240					777		
Foreign Countries			17,063			150	484	1,863	403	582

ASHES, POT AND PEARL, IN PACKAGES OF NOT LESS THAN 25 LBS. (Free.)

United Kingdom	Lb. 4,904	Lb. 4,429	Lb. 9,825	Lb. 3,052	Lb. 3,052	\$ 471	\$ 550	\$ 3,040	\$ 962
Germany	59					5			
Japan			3,712	2,340	2,340				896
United States	57,564	96,514	7,719	12,747	7,719	5,750	16,784	1,719	4,832
Total	62,518	100,943	13,537	12,747	12,611	6,226	17,334	4,759	6,690
RECAPITULATION.									
British Empire			9,825			471		3,040	962
Foreign Countries			3,712	12,747	9,559	5,755	16,784	1,719	5,728

ASPHALT, NOT SOLID. (Dutiable.)

United Kingdom	\$ 14	\$ 9	\$ 72	\$ 11,776	\$ 15,725	\$ 14	\$ 9	\$ 72	\$ 11,776	\$ 15,725
United States	29,695	22,170	28,772	11,776	15,725	29,695	22,170	28,772	11,776	15,725
Total	29,709	22,179	28,844	11,776	15,725	29,695	22,170	28,772	11,776	15,725
RECAPITULATION.										
British Empire			72			14	9	72		
Foreign Countries			28,772	11,776	15,725	29,695	22,170	28,772	11,776	15,725

No. 19—Imports for Consumption, by Articles and Countries, during Fiscal Years ended March 31, 1915-1919—*Con.*

Imported from—	1915	1916	1917	1918	1919	1915	1916	1917	1918	1919
						Imported from—				
						ASPHALTUM OR ASPHALT, SOLID. (Free.)				
	Cwt.	Cwt.	Cwt.	Cwt.	Cwt.					
United Kingdom.....	3,705	26,422	151	72	United Kingdom.....	2,297	\$ 505
Belgium.....	17,203	Belgium.....	11,498
Germany.....	2,373	Germany.....	1,179
Mexico.....	299,786	72,966	51,485	15,951	Mexico.....	127,772	14,927	9,051
Netherlands.....	13,129	Netherlands.....	6,256
United States.....	605,193	738,761	610,280	491,733	398,526	United States.....	486,232	412,167	362,716	415,812
Total.....	841,377	898,149	614,766	491,884	414,552	Total.....	635,294	457,091	363,221	424,997
						REGULATION.				
British Empire.....	3,705	26,422	151	72	British Empire.....	2,297	505
Foreign Countries.....	837,672	811,727	614,766	491,733	411,480	Foreign Countries.....	632,997	457,091	362,716	424,863

BAGATELLE AND OTHER GAME TABLES OR BOARDS. (Dutiable.)

United Kingdom.....	\$ 1,369	3,402	\$ 1,615	\$ 877	\$ 123					
France.....	16	117	REGULATION.				
Japan.....	8	15	39	339	British Empire.....	1,369	1,615	877	123
United States.....	6,249	13,271	20,291	18,611	15,581	Foreign Countries.....	6,273	20,333	18,871	15,920
Total.....	7,633	16,794	21,978	19,748	16,043					

BAGS, BARRELS AND OTHER COVERINGS USED IN THE IMPORTATION OF SALT. (Dutiable.)

United Kingdom.....	\$ 20					
Spain.....	2,914	REGULATION.				
United States.....	15,118	13,216	28,111	41,048	41,048	British Empire.....	20
Total.....	20,521	18,112	13,216	28,411	41,048	Foreign Countries.....	18,992	13,216	28,411	44,948

BALLS, CUES AND RACKS AND CUE TIPS FOR BAGATELLE BOARDS AND BILLIARD TABLES. (Dutiable.)

United Kingdom.....	\$ 2,677	1,008	\$ 1,755	\$ 808	\$ 754					
France.....	5,187	457	1,019	2,521	REGULATION.				
Germany.....	115	British Empire.....	3,677	1,755	898	754
Japan.....	10,912	9,514	12,228	20,612	15,357	Foreign Countries.....	16,234	12,717	21,661	17,878
United States.....					
Total.....	19,921	11,422	14,472	22,559	18,632					

No. 19—Imports for Consumption, by Articles and Countries, during Fiscal Years ended March 31, 1915-1919—*Con.*

Imported from—	1915	1916	1917	1918	1919	Imported from—	1915	1916	1917	1918	1919
	\$	\$	\$	\$	\$		\$	\$	\$	\$	\$
United Kingdom.....	13,279	4,879	1,919	1,899	3,316	RECAPITULATION:					
France.....	29,456	19,177	15,076	15,076	15,076	British Empire.....	13,279	4,879	1,919	1,919	
Germany.....	432	18,765	16,210	28,366	31,087	Foreign Countries.....	46,781	37,942	31,316	29,975	34,353
United States.....	16,870										
Total.....	60,062	42,821	33,235	29,975	34,353						

BELLS FOR USE OF CHURCHES ONLY. (Free.)

BELLS AND CONGS. N.O.P. (Dutiable.)

United Kingdom.....	\$ 4,936	\$ 990	\$ 54	\$ 616	\$ 11		\$	\$	\$	\$	\$
Newfoundland.....			3								
China.....			8		5						
France.....	58	7			61						
Germany.....	252	87	11	223	118	RECAPITULATION:					
Japan.....			46,053	45,271	54,310	British Empire.....	4,936	990	990	57	616
United States.....	31,378	39,384	46,053	45,271	54,310	Foreign Countries.....	31,988	30,178	46,102	45,454	54,194
Total.....	36,624	31,468	46,159	46,199	54,310						

BEVERAGES AND SPIRITS

ALE, PORTER, LAGER AND OTHER BEER, IN BOTTLES (Dutiable.)

United Kingdom.....	Gal. 269,374	Gal. 135,792	Gal. 87,889	Gal. 42,893	Gal. 8,899		\$	\$	\$	\$	\$
Belgium.....	341					United Kingdom.....	238,249	118,329	79,666	41,278	10,439
Denmark.....	493	60	120			Belgium.....	190	20	30		
France.....	48					Denmark.....	43				
Germany.....	11,673	1,489	1,161	1,564		France.....	10,487	1,423	1,123	1,153	
Netherlands.....	183		1,276			Germany.....	21	21	350		
Sweden.....	1,182	416	452	56		Netherlands.....	1,107	279	341	51	
United States.....	652,267	173,815	99,231	55,531	8,990	Sweden.....	419,812	111,926	57,805	37,994	9,399
Total.....	965,930	311,592	180,233	99,954	17,889	United States.....	699,780	231,098	139,321	83,470	29,338
RECAPITULATION:						Total.....	238,249	118,329	79,666	41,278	10,439
British Empire.....	269,374	135,792	87,889	42,893	8,899	British Empire.....	422,531	112,769	59,658	39,198	9,399
Foreign Countries.....	666,556	175,800	92,344	57,151	8,990	Foreign Countries.....					

SESSIONAL PAPER No. 10b

ALE, PORTER, LAGER AND OTHER BEER, IN CASKS (Dutiable.)

	Gal.	Gal.	Gal.	Gal.	Gal.	Gal.	Gal.	Gal.	\$	\$	\$	\$	\$
United Kingdom.....	12,279	11,646	1,861	764					4,470	3,844	765	390	
Austria-Hungary.....	3,359								840				
Belgium.....	286								38				
Germany.....	22,039		6,061		14				7,885				6
United States.....	87,181	8,485		5					23,122	1,706	1,316	6	
Total.....	125,135	20,131	7,922	769	14				36,355	5,550	2,081	396	6
RECAPITULATION.													
British Empire.....	12,279	11,646	1,861	764					4,470	3,844	765	390	
Foreign Countries.....	112,856	8,485	6,061	5	14				31,885	1,706	1,316	6	6

BEVERAGES IN THE MANUFACTURE OF WHICH MALT, RICE OR CORN IS USED, WHEN CONTAINING NOT MORE THAN 24% PROOF SPIRITS. (Dutiable.)

	Gal.	Gal.	Gal.	Gal.	Gal.	Gal.	Gal.	Gal.	\$	\$	\$	\$	\$
United Kingdom.....													
United States.....								49,550					43,236
Total.....								49,550					43,236
RECAPITULATION.													
British Empire.....													
Foreign Countries.....								49,550					43,236

CIDER, CLARIFIED OR REFINED (Dutiable.)

	Gal.	Gal.	Gal.	Gal.	Gal.	Gal.	Gal.	Gal.	\$	\$	\$	\$	\$
United Kingdom.....	1,322	545	1,225	826					1,192	568	1,224	1,147	
Cuba.....	14								14				
France.....	26	6							34	89			
St. Pierre and Miquelon.....	30		2						51		1		
Germany.....	1,443	1,327	5,117	9,693					876	927	2,372	6,777	5,500
United States.....					7,153								
Total.....	2,835	1,928	4,374	10,429	7,153				2,167	1,584	3,597	7,924	5,500
RECAPITULATION.													
British Empire.....	1,322	545	1,225	826					1,192	568	1,224	1,147	
Foreign Countries.....	1,513	1,333	3,149	9,603	7,153				975	1,016	2,373	6,777	5,500

No. 19—Imports for Consumption, by Articles and Countries, during Fiscal Years ended March 31, 1915-1919—*Con.*

Imported from—	1915	1916	1917	1918	1919	Imported from—	1915	1916	1917	1918	1919
BEVERAGES AND SPIRITS—Continued.											
CIDER, NOT CLARIFIED OR REFINED (Dutiable.)											
United Kingdom.....	Gal. 162	Gal.	Gal.	Gal.	Gal.	United Kingdom.....	\$ 109	\$	\$	\$	\$
France.....	97					France.....	13				
United States.....	509	217	116	19,669	28,852	United States.....	225	86		4,715	5,707
Total.....	759	217	116	19,669	28,852	Total.....	347	86	54	4,715	5,707
RECAPITULATION.											
British Empire.....	162					British Empire.....	109				
Foreign Countries.....	597	217	116	19,669	28,852	Foreign Countries.....	238			4,715	5,707

GINGER ALE (Dutiable.)

United Kingdom.....	\$ 25,972	\$ 16,103	\$ 17,008	\$ 11,616	\$ 6,274	United Kingdom.....	\$	\$	\$	\$	\$
Hong Kong.....	18	17	70	5		France.....					
Japan.....	1	1	12	12	12	United States.....					
United States.....	1,753	1,049	1,165	2,696	5,419	Total.....	25,972	16,103	17,008	11,651	6,274
Total.....	27,743	17,169	18,243	14,339	11,705	Foreign Countries.....	1,771	1,057	1,235	2,708	5,431
RECAPITULATION.											
British Empire.....						British Empire.....					
Foreign Countries.....						Foreign Countries.....					

LIME JUICE AND OTHER FRUIT JUICES.

LIME JUICE, CRUDE ONLY. (Free to June 6, 1913. Dutiable thereafter, but Free under Preferential.)

United Kingdom.....	Gal. 200	Gal. 2,270	Gal.	Gal.	Gal.	United Kingdom.....	\$ 69	\$ 463	\$	\$	\$
British Guiana.....						British Guiana.....					
British West Indies.....	70,310	70,673	18,237	61,152	8,180	British West Indies.....	21,705	23,081	5,987	20,569	3,461
Barbados.....						Barbados.....					
Jamaica.....						Jamaica.....					
Trinidad and Tobago.....						Trinidad and Tobago.....					
Other.....	1,969	392	1,600		38,694	Other.....	612	208	512		11,302
United States.....						United States.....					
Total.....	72,479	73,335	19,837	61,152	46,874	Total.....	22,386	21,352	6,499	20,569	14,763
RECAPITULATION.											
British Empire.....	70,510	72,943	18,237	61,152	46,874	British Empire.....	21,774	24,144	5,987	20,569	14,763
Foreign Countries.....	1,969	392	1,600			Foreign Countries.....	612	208	512		

No. 19—Imports for Consumption, by Articles and Countries, during Fiscal Years ended March 31, 1915-1919—Con.

Imported from—	1915	1916	1917	1918	1919	Imported from—	1915	1916	1917	1918	1919
United Kingdom.....	Gal. 41,975	Gal. 19,280	Gal. 17,122	Gal. 19,733	Gal. 6,522	United Kingdom.....	\$ 62,803	\$ 21,277	\$ 22,959	\$ 26,365	\$ 14,272
British Guiana.....	8,180	British Guiana.....	3,461
British Oceania—	British Oceania—
Australia.....	138	2	Australia.....	194	4
British West Indies.....	70,321	72,757	18,259	62,930	British West Indies.....	21,713	24,434	6,023	21,272
Barbados.....	Barbados.....
Jamaica.....	Jamaica.....
Trinidad and Tobago	Trinidad and Tobago
Other.....	1	19,784	Other.....	5	12,867
Belgium.....	Belgium.....
China.....	73	China.....	101
Cuba.....	45	Cuba.....	365
France.....	1,207	929	419	165	319	France.....	2,320	1,707	982	432	470
Germany.....	377	155	83	Germany.....	357	120	58
Greece.....	49	Greece.....	29
Italy.....	24	Italy.....	68
Japan.....	8	13	Japan.....	2	6
Netherlands.....	157	60	80	69	Netherlands.....	292	82	127	169
Spain.....	41	Spain.....	16
Sweden.....	Sweden.....
United States.....	123,615	58,873	183,736	176,011	111,294	United States.....	127,972	61,730	128,835	211,209	176,559
Total.....	210,820	152,008	219,932	258,932	197,182	Total.....	215,729	109,281	159,253	259,447	217,707
RECAPITULATION:	RECAPITULATION:
British Empire.....	115,434	92,048	35,331	82,663	55,486	British Empire.....	84,710	45,715	28,982	47,637	30,600
Foreign Countries.....	125,386	59,960	184,551	176,269	141,696	Foreign Countries.....	131,019	63,566	130,271	211,810	177,107

TOTAL LIME JUICE AND OTHER FRUIT JUICES. (Datable and Free.)

BEVERAGES AND SPIRITS—Continued.
LIME JUICE AND OTHER FRUIT JUICES—Concluded.

MINERAL WATER, NATURAL, NOT IN BOTTLES. (Free.)

Imported from—	1915	1916	1917	1918	1919	Imported from—	1915	1916	1917	1918	1919
United Kingdom.....	Gal. 42	Gal. 5	Gal. 5	Gal. 5	Gal. 5	United Kingdom.....	\$ 1	\$ 1	\$ 1	\$ 1	\$ 1
France.....	2,923	1,461	2,111	1,681	2,431	France.....	10	412	655	425	882
United States.....	2,565	1,466	2,111	1,631	2,431	United States.....	551	413	655	425	882
Total.....	Total.....
RECAPITULATION:	RECAPITULATION:
British Empire.....	2,565	1,461	2,111	1,681	2,431	British Empire.....	551	412	655	425	882
Foreign Countries.....	Foreign Countries.....

No. 19—Imports for Consumption, by Articles and Countries, during Fiscal Years ended March 31, 1915-1919—*Con.*

Imported from—	1915	1916	1917	1918	1919
Imported from—					

BEVERAGES AND SPIRITS—Continued.
SPIRITS—Continued.

AMYL ALCOHOL OR REFINED FUSEL OIL, WHEN IMPORTED BY THE DEPARTMENT OF ISLAND REVENUE OR BY A PERSON LICENSED BY THE MINISTER OF ISLAND REVENUE TO BE DENATURATED FOR USE IN THE MANUFACTURE OF METAL VARNISHES OR LACQUERS. (FEEG.)

	Gal.	Gal.	Gal.	Gal.	Gal.	\$	\$	\$	\$	\$
United Kingdom.....	42	705	150	135	2,552	623				
United States.....	42	705	150	135	2,552	623				
Total.....										
RECAPITULATION.										
British Empire.....	42	705	150	135	2,552	623				
Foreign Countries.....										

ARRACK OR PALM SPIRIT. (Dutiable.)

	Gal.	Gal.	Gal.	Gal.	Gal.	\$	\$	\$	\$	\$
United Kingdom.....	388		4	342		25				
Turkey.....										
United States.....	388		4	342		25				
Total.....										
RECAPITULATION.										
British Empire.....	388		4	342		25				
Foreign Countries.....										

BRANDY, INCLUDING ARTIFICIAL BRANDY AND IMITATIONS OF BRANDY, N.O.P. (Dutiable.)

	Gal.	Gal.	Gal.	Gal.	Gal.	Gal.	\$	\$	\$	\$	\$
United Kingdom.....	6,174	2,573	3,263	6,478	2,992	12,597	9,806	22,483	8,821		
Austria-Hungary.....	1,604	179	59			891	72				
Belgium.....	61					18					
Cuba.....											
Denmark.....	76	51	27	3		299	92	20			
France.....	452,534	3,09,917	207,972	155,911	93,165	877,779	626,418	567,670	351,566		
St. Pierre and Miquelon.....	20	2	5	1		34	22	4			
Germany.....	80					101	172	115			
Greece.....	178	412	371	34		342	1,208				
Italy.....	414	513	164	8	37	695	747	29			

SESSIONAL PAPER No. 10b

Netherlands.....	13	4,092	969	300	28	Netherlands.....	3	21	29
Portugal.....	484	14	42	4,688	2,698	Russia.....	451	10	1,147
Russia.....	298	976	2,292	19	40	Spain.....	44	1,721	36
Spain.....	35	88	32	10,254	3,416	Sweden.....	581	102	4,497
Sweden.....	482	58	149	177,708	101,416	Turkey.....	1,997	3,913	23
Turkey.....	725	1,339	6,552	221,931	2,092	United States.....	896,513	642,000	20,915
United States.....	462,861	320,218	221,931	6,478	99,324	Total.....	621,169	691,379	12,098
Total.....	6,174	2,573	3,263	171,230	2,092	RECAPITULATION.....	22,483	9,806	8,821
RECAPITULATION.....	456,080	317,615	218,668	171,230	99,324	British Empire.....	598,686	594,573	369,873
British Empire.....						Foreign Countries.....			
Foreign Countries.....									

CORDONS AND LIQUEURS OF ALL KINDS, N.O.P., MESCAL, PULQUE, RUM SHIRAZ, SCHIEDAM AND OTHER SCHNAPPS, TAHA, ANGIUSTURA, AND SIMILAR ALCOHOLIC BITTERS OR BEVERAGES. (Dutiable)

United Kingdom.....	Gal.	Gal.	Gal.	Gal.	Gal.	Gal.	\$	\$	\$	\$
Bermuda.....	10,600	6,873	6,452	5,853	2,863	United Kingdom.....	27,244	17,212	16,832	19,126
British West Indies.....	2	137	84	14	14	Bermuda.....	7	728	461	141
Hong Kong.....	21,116	11,274	19,379	16,081	294	British West Indies.....	927	12,043	21,871	23,231
Austria-Hungary.....	201	12	64	8	367	Hong Kong.....	456	80	62	468
Belgium.....	18	93	38	8	8	Austria-Hungary.....	33	133	47	538
China.....	39	35	11	13	1,786	Belgium.....	39	63	38	49
Cuba.....	26	11,331	8,151	5,342	1,786	China.....	62	26	38	49
Denmark.....	596	136	88	6	6	Cuba.....	63,916	40,817	32,430	22,972
France.....	211	369	457	43	8	Denmark.....	1,677	26	9	7,443
St. Pierre and Miquelon.....	2,095	2,092	3,951	1,099	73	France.....	8,516	6,031	10,417	5,118
Germany.....	98	2,694	1,842	2,346	1,987	Germany.....	38	5,454	3,946	230
Greece.....	653	457	682	293	1,987	Greece.....	12,479	1,093	1,274	3,588
Italy.....	2	17	151	11	15	Italy.....	19	52	52	702
Japan.....	214	174	31	27	4	Japan.....	528	408	342	16
Netherlands.....	416	427	31	334	46	Netherlands.....	248	192	131	16
Norway.....	23	11	38	40	4	Norway.....	80	750	830	632
Portugal.....	2,372	1,987	2,118	4,203	1,465	Portugal.....	18	18	53	92
Russia.....	64,578	38,129	41,013	36,313	8,870	Russia.....	10,441	8,362	6,661	16,971
Spain.....	31,886	18,284	25,915	21,918	3,127	Spain.....	161,851	94,506	96,880	94,186
Sweden.....	32,692	19,836	18,098	14,365	5,713	Sweden.....	60,459	29,983	39,164	42,498
Switzerland.....						Switzerland.....	101,392	64,523	57,716	51,688
Turkey.....						Turkey.....				
United States.....						United States.....				
Total.....						Total.....				
RECAPITULATION.....						RECAPITULATION.....				
British Empire.....						British Empire.....				
Foreign Countries.....						Foreign Countries.....				

No. 19—Imports for Consumption, by Articles and Countries, during Fiscal Years ended March 31, 1915-1919—*Con.*

Imported from—	1915	1916	1917	1918	1919	1915	1916	1917	1918	1919
	Gal.	Gal.	Gal.	Gal.	Gal.	Imported from—	\$	\$	\$	\$
United Kingdom.....	54	3				United Kingdom.....	10	5		
Hong Kong.....		36				Hong Kong.....		73		
China.....	48	20				China.....	55	27		
France.....	251					France.....	81			
St. Pierre and Miquelon..	9		11	5		St. Pierre and Miquelon..	10	22	14	
Germany.....	9					Germany.....	4			
Japan.....			10			Japan.....		59		
Netherlands.....	4,193	781	764	1,646	5,055	Netherlands.....	911	176	58	
United States.....	66	21	764			United States.....	123	68	1,747	5,245
Total.....	4,630	861	1,116	1,651	5,055	Total.....	1,203	349	1,886	2,611
RECAPITULATION:						RECAPITULATION:				
British Empire.....	54	39				British Empire.....	16	78		
Foreign Countries.....	4,576	822	1,116	1,651	5,055	Foreign Countries.....	1,187	271	1,886	2,611

ETHYL ALCOHOL, WHEN IMPORTED BY THE DEPARTMENT OF INLAND REVENUE OR BY A PERSON LICENSED BY THE MINISTER OF INLAND REVENUE TO BE DENATURED FOR USE IN THE ARMS AND INDUSTRIES, AND FOR FUEL, LIGHT AND POWER. (Frac.)

Imported from—	1915	1916	1917	1918	1919	1915	1916	1917	1918	1919
	Gal.	Gal.	Gal.	Gal.	Gal.	Imported from—	\$	\$	\$	\$
United Kingdom.....	7,464	3,200	40,188	43,206	6,582	United Kingdom.....	3,544	1,810	17,725	19,897
United States.....						United States.....				5,690
Total.....	7,464	3,200	40,188	43,206	6,582	Total.....	3,544	1,810	17,725	5,690
RECAPITULATION:						RECAPITULATION:				
British Empire.....	7,464	3,200	40,488		6,582	British Empire.....	3,544	1,810	17,725	5,690
Foreign Countries.....						Foreign Countries.....				

GIN OF ALL KINDS, N.O.P. (Datable.)

Imported from—	1915	1916	1917	1918	1919	1915	1916	1917	1918	1919
	Gal.	Gal.	Gal.	Gal.	Gal.	Imported from—	\$	\$	\$	\$
United Kingdom.....	155,303	116,765	89,387	58,241	11,721	United Kingdom.....	210,089	155,679	140,182	145,723
Belgium.....	201					Belgium.....	127			
France.....	48	23				France.....	65	19		

SESSIONAL PAPER No. 10b

Netherlands.....	771,030	505,231	324,811	131,115	7,065	Netherlands.....	492,866	361,603	306,951	161,834	8,211
Russia.....	340	462	1,035	438	41	Russia.....	28	1,827	1,936	751	256
United States.....	928,988	682,481	412,233	189,791	18,827	United States.....	1,141	519,118	449,069	308,308	59,374
Total.....	155,363	116,765	86,387	58,211	11,721	Total.....	794,316	155,579	140,182	115,723	59,067
RECAPITULATION.....	771,625	565,716	325,846	131,553	7,106	RECAPITULATION.....	494,227	363,539	308,887	162,585	8,407
British Empire.....						British Empire.....					
Foreign Countries.....						Foreign Countries.....					

METHYL ALCOHOL, WOOD ALCOHOL, WOOD NAPHTHA, PYROXYLIC SPIRITS, OR ANY SUBSTANCE KNOWN AS WOOD SPIRITS, OR METHYLATED SPIRITS. (Doubtable.)

United Kingdom.....	Gal.	Gal.	Gal.	Gal.	Gal.	United Kingdom.....	\$	\$	\$	\$
United States.....	33	21	758	34	181	United States.....	40	62	1,127	66
Total.....	34	22	758	34	181	Total.....	44	67	1,127	66
RECAPITULATION.....						RECAPITULATION.....				
British Empire.....	1	1	758	31	184	British Empire.....	4	5	1,127	66
Foreign Countries.....	33	21				Foreign Countries.....	40	62		

METHYL ALCOHOL WHEN IMPORTED BY THE DEPARTMENT OF INLAND REVENUE, OR BY A PERSON LICENSED BY THE MINISTER OF INLAND REVENUE, TO BE USED IN DENATURING ALCOHOL FOR USE IN THE ARTS AND INDUSTRIES, AND FOR FULL, LIGHT AND POWER. (Doubtable.)

United Kingdom.....	Gal.	Gal.	Gal.	Gal.	Gal.	United Kingdom.....	\$	\$	\$	\$
United States.....				6,550		United States.....			8,252	
Total.....				6,550		Total.....			8,252	
RECAPITULATION.....						RECAPITULATION.....				
British Empire.....				6,550		British Empire.....			8,252	
Foreign Countries.....						Foreign Countries.....				

NITROUS ETHER, SWEET SPIRITS OF NITRE AND AROMATIC SPIRITS OF AMMONIA. (Doubtable.)

United Kingdom.....	Gal.	Gal.	Gal.	Gal.	Gal.	United Kingdom.....	\$	\$	\$	\$
Italy.....	294	396	393	241	78	Italy.....	1,309	2,185	2,317	1,711
United States.....	16	223	221	323	238	United States.....	33	1,107	1,153	2,522
Total.....	552	619	614	564	316	Total.....	2,774	3,292	3,470	4,233
RECAPITULATION.....						RECAPITULATION.....				
British Empire.....	294	396	393	241	78	British Empire.....	1,309	2,185	2,317	1,711
Foreign Countries.....	258	223	221	323	238	Foreign Countries.....	1,465	1,107	1,153	2,522

No. 19—Imports for Consumption, by Articles and Countries, during Fiscal Years ended March 31, 1915-1919—*Con.*

Imported from—	1915	1916	1917	1918	1919	Imported from—	1915	1916	1917	1918	1919
United Kingdom.....	Gal. 51,907	Gal. 47,376	Gal. 42,381	Gal. 51,857	Gal. 6,007	United Kingdom.....	\$ 35,571	\$ 37,312	\$ 52,347	\$ 57,476	\$ 8,076
British Guiana.....	87,296	86,835	58,152	26,298	33,208	British Guiana.....	25,119	40,154	42,089	18,360	21,594
British West Indies.....	27,623	27,065	42,473	68,116	3,571	British West Indies.....	18,225	19,027	29,868	53,888	2,106
Barbados.....					45,597	Barbados.....					43,981
Jamaica.....					202	Jamaica.....					211
Trinidad and Tobago.....					4	Trinidad and Tobago.....					18
Other.....						Other.....					
Cuba.....					4	Cuba.....					
Danish West Indies.....	Gal. 74			Gal. 1,469	460	Danish West Indies.....	55	15,928	9,015	2,573	953
France.....	13,632	11,014	4,838	187	75	France.....	20,690	31	187	365	
French West Indies.....	26	12	17	75		French West Indies.....	77	45	45		
St. Pierre and Miquelon.....						St. Pierre and Miquelon.....					
Netherlands.....	5,557	5,963	8,099	9,652	3,713	Netherlands.....	2,030	2,398	4,538	9,441	1,149
United States.....						United States.....					
Total.....	186,065	178,296	155,970	460,328	92,908	Total.....	101,167	111,850	137,023	142,308	81,230
REGULATION.											
British Empire.....	166,736	161,277	143,005	419,391	88,705	British Empire.....	78,915	96,493	124,304	129,721	78,828
Foreign Countries.....	19,329	16,920	12,964	11,937	4,203	Foreign Countries.....	22,252	18,357	13,619	12,584	5,402

VERMOUTH CONTAINING NOT MORE THAN 40 PER CENT OF PROOF SPIRITS. (Dutiable.)

United Kingdom.....	Gal. 589	Gal. 614	Gal. 381	Gal. 160	Gal. 4	United Kingdom.....	\$ 858	\$ 1,010	\$ 670	\$ 337	\$ 6
France.....	20,254	16,212	13,732	10,189	672	France.....	26,789	24,779	19,511	16,682	1,065
St. Pierre and Miquelon.....						St. Pierre and Miquelon.....					
Italy.....	18,010	13,394	12,190	8,021	1,107	Italy.....	20,651	15,104	15,245	10,848	2,080
Spain.....				106		Spain.....		35	95	95	
United States.....	514	192	255	5,876	2,405	United States.....	612	201	300	5,777	1,256
Total.....	39,427	30,467	26,558	24,332	4,188	Total.....	48,323	37,136	35,735	33,719	7,416
REGULATION.											
British Empire.....	589	614	381	180	4	British Empire.....	858	1,010	670	337	6
Foreign Countries.....	38,838	29,823	26,177	24,192	4,184	Foreign Countries.....	47,465	36,126	35,065	33,382	7,410

VERMOUTH CONTAINING MORE THAN 40 PER CENT OF PROOF SPIRITS. (Dutiable.)

	Gal.	Gal.	Gal.	Gal.	Gal.	Gal.	\$	\$	\$	\$	\$
United Kingdom.....											
France.....	2						8				
United States.....		2						8			
Total.....											
RECAPITULATION.											
British Empire.....	2						8				
Foreign Countries.....											

10b—10¹/₂

Whiskey. (Dutiable.)

	Gal.	Gal.	Gal.	Gal.	Gal.	Gal.	Gal.	\$	\$	\$	\$	\$
United Kingdom.....	1,262,929	1,071,565	784,172	598,927	204,029			2,356,212	1,946,224	1,949,119	2,137,653	941,448
Bermuda.....	346			5								
British West Indies.....	49	157	75					238	114	46		
Hong Kong.....	38		3					153		10		
Austria-Hungary.....	163	233	331	92	236			533				
France.....								601	655	724	308	1,139
St. Pierre and Miquelon.....				7							70	
Germany.....	161	314	48					137	265	50		
Italy.....	126							7				
Netherlands.....	126	22						137	31			
Russia.....	11,191											
Sweden.....		9,691	7,625	10,992	4,410			5				
United States.....								33,194	24,499	22,021	38,219	34,113
Total.....	1,275,059	1,081,982	792,156	610,023	208,675			2,390,712	1,971,701	1,971,970	2,176,280	976,700
RECAPITULATION.												
British Empire.....	1,263,365	1,071,722	784,250	598,932	204,029			2,356,603	1,946,338	1,949,175	2,137,683	941,448
Foreign Countries.....	11,653	10,260	7,903	11,091	4,646			34,109	25,363	22,795	38,597	35,252

No. 19—IMPORTS for Consumption, by Articles and Countries, during Fiscal Years ended March 31, 1915-1919—*Con.*

Imported from—	1915	1916	1917	1918	1919	Imported from—	1915	1916	1917	1918	1919
BEVERAGES AND SPIRITS—Continued.											
OTHER SPIRITS OR ALCOHOL LIQUORS, N.O.P. (Dutiable.)											
SPRITS—Concluded.											
United Kingdom.....	Gal.	Gal.	Gal.	Gal.	Gal.	United Kingdom.....	\$	\$	\$	\$	\$
British West Indies.....	50	2,173	3,825	4,218	110	British West Indies.....	371	5,980	131	7,903	50
Hong Kong.....	1,623	2,711	4,286	3,519	933	Hong Kong.....	5,080	4,966	5,080	5,968	180
China.....	2,793	36	37	58	27	China.....	3,913	217	103	332	1,764
France.....	150	1	1	1	1	France.....	336	2	2	352	121
St. Pierre and Miquelon.....	19	1	1	1	1	St. Pierre and Miquelon.....	29	2	2	2	121
Germany.....	385	1	1	1	1	Germany.....	224	1,768	2,677	1,605	4,974
Greece.....	85	1,041	1,000	1,414	5,407	Greece.....	183	2,459	2,459	1,605	4,974
Russia.....	298	1,041	1,000	1,414	5,407	Russia.....	522	2,459	2,459	1,605	4,974
Turkey.....	123	1,041	1,000	1,414	5,407	Turkey.....	211	1,768	2,677	1,605	4,974
United States.....	550	1,041	1,000	1,414	5,407	United States.....	2,459	1,768	2,677	1,605	4,974
Total.....	5,936	6,005	9,208	9,327	6,581	Total.....	10,297	7,775	13,328	15,787	7,098
RECAPITULATION.											
British Empire.....	1,623	2,173	3,975	4,226	127	British Empire.....	2,468	2,575	5,592	7,022	239
Foreign Countries.....	4,313	3,832	5,323	5,101	6,457	Foreign Countries.....	7,829	5,200	7,746	7,865	6,859

TOTAL SPIRITS (EXCEPT MEDICINAL AND PERFUMED SPIRITS.) (Dutiable and Free.)											
United Kingdom.....	Gal.	Gal.	Gal.	Gal.	Gal.	United Kingdom.....	\$	\$	\$	\$	\$
Bermuda.....	1,487,936	1,290,106	923,536	724,765	236,871	United Kingdom.....	2,641,017	2,165,054	2,171,656	2,384,598	1,029,308
British Guiana.....	87,202	86,835	58,152	26,208	33,208	Bermuda.....	7	40,154	42,089	18,360	30
British West Indies.....	28,107	27,360	42,982	68,100	3,571	British Guiana.....	35,119	19,869	30,506	54,029	24,504
Bahamas.....	45,357	British West Indies.....	19,330	2,106
Barbados.....	Bahamas.....	47,931
Trinidad and Tobago.....	Barbados.....
Other.....	Trinidad and Tobago.....	211
Hong Kong.....	22,879	13,487	23,207	20,200	392	Other.....	657
Assam-Hongary.....	1,843	191	127	371	Hong Kong.....	34,962	14,691	26,961	31,134
Batavia.....	Assam-Hongary.....	1,400	165	131
Batavia.....	Batavia.....	178
Calcutta.....	2,880	2,824	4,324	3,510	1,300	Calcutta.....	4,667	3,373	5,013	5,908	2,302
Danmark.....	102	86	38	25	Danmark.....	361	294	3	69
Danish West Indies.....	Danish West Indies.....	55
France.....	511,167	353,006	238,193	173,563	96,451	France.....	1,000,186	711,628	642,716	612,521	362,602
French West Indies.....	French West Indies.....	149	87	187
St. Pierre and Miquelon.....	79	23	25	38	St. Pierre and Miquelon.....	87	453
Germany.....	1,071	136	141	6	Germany.....	2,011	351	382	16

No. 19—Imports for Consumption, by Articles and Countries, during Fiscal Years ended March 31, 1915-1919—Con.

Imported from—	1915	1916	1917	1918	1919	Imported from—	1915	1916	1917	1918	1919
United Kingdom.....	521	122	79	222	29	United Kingdom.....	9,109	1,641	1,350	3,912	186
British Oceania—						British Oceania—					
Australia.....	8	3	1	3		Australia.....	136	38	54	45	
France.....	7,056	2,378	2,740	2,482	823	France.....	129,279	37,034	39,137	37,909	11,256
St. Pierre and Miquelon.....	438	55	4	1		St. Pierre and Miquelon.....	3,092	364	108	15	
Germany.....	124	78	17	35		Germany.....	12,002	411	300	231	
Netherlands.....	16	1				Netherlands.....	127	10			
Spain.....	6					Spain.....	67				
Switzerland.....	29	8	25	53	80	Switzerland.....	99				
United States.....						United States.....	283	123	557	634	941
Total.....	8,193	2,645	2,942	2,706	923	Total.....	133,840	39,094	41,657	42,806	12,386
RECAPITULATION.						RECAPITULATION.					
British Empire.....	521	125	80	225	29	British Empire.....	9,109	1,670	1,358	3,957	186
Foreign Countries.....	7,672	2,520	2,862	2,481	903	Foreign Countries.....	124,731	37,423	40,299	38,849	12,200

SPARKLING WINES, CHAMPAGNE AND ALL OTHER, IN BOTTLES CONTAINING EACH NOT MORE THAN A QUART BUT MORE THAN A PINT, OLD WINE MEASURE. (Dutiable.)

BEVERAGES AND SPIRITS—Continued.
WINES—Continued.

Imported from—	1915	1916	1917	1918	1919	Imported from—	1915	1916	1917	1918	1919
United Kingdom.....	452	64	175	298	22	United Kingdom.....	4,553	590	1,060	1,201	109
Belgium.....	12		20			Belgium.....	116		195		
France.....	21,437	6,022	5,807	5,661	1,708	France.....	215,861	54,570	43,365	42,612	12,747
St. Pierre and Miquelon.....	2	1	2	1		St. Pierre and Miquelon.....	7	7	10	12	
Germany.....	720	68	15	19		Germany.....	2,933	310	35	135	
Italy.....	156	40	34	66	10	Italy.....	128	115	115	239	41
Netherlands.....	20	4	10			Netherlands.....	80	54	10		
Spain.....	20	4				Spain.....	65	25	25		
Switzerland.....	9					Switzerland.....	47				
United States.....	120	16	68	51	65	United States.....	615	132	491	670	432
Total.....	22,968	6,219	6,226	6,039	1,805	Total.....	221,827	56,116	45,306	44,209	13,320
RECAPITULATION.						RECAPITULATION.					
British Empire.....	452	64	175	298	22	British Empire.....	4,553	590	1,060	1,201	109
Foreign Countries.....	22,516	6,155	6,051	5,801	1,873	Foreign Countries.....	220,274	55,526	44,246	43,008	13,220

SPARKLING WINES, CHAMPAGNE AND OTHER, IN BOTTLES CONTAINING NOT MORE THAN A PINT EACH BUT MORE THAN HALF A PINT, OLD WINE MEASURE. (Dutiable.)

SESSIONAL PAPER No. 106

BILLIARD TABLES. (Durable.)

	No.	No.	No.	No.	No.	No.	No.	No.	No.	\$	\$	\$	\$	\$	\$	
United Kingdom.....	134	34	1	6	United Kingdom.....	25,794	5,697	1,925	407	1,925	407	1,925	407	1,925	407	
United States.....	120	35	1	29	United States.....	1,289	2,277	1,289	1,366	1,289	1,366	1,289	1,366	1,289	1,366	
Total.....	254	69	2	35	Total.....	31,729	7,884	3,214	1,773	3,214	1,773	3,214	1,773	3,214	1,773	
RECAPITULATION.																
British Empire.....	134	34	1	6	British Empire.....	25,794	5,697	1,925	407	1,925	407	1,925	407	1,925	407	2,614
Foreign Countries.....	120	35	1	29	Foreign Countries.....	5,916	2,277	1,289	1,366	5,916	2,277	1,289	1,366	5,916	2,277	1,366
Total.....	254	69	2	35	Total.....	31,729	7,884	3,214	1,773	3,214	1,773	3,214	1,773	3,214	1,773	4,402

BIRD SKINS AND SKINS OF ANIMALS NOT NATIVE TO CANADA, AND FISH SKINS FOR TAXIDERMIC PURPOSES, NOT FURTHER MANUFACTURED THAN PREPARED FOR PRESERVATION. (Free.)

	\$	\$	\$	\$	\$	\$	\$	\$	\$	\$	\$	\$	\$	\$	\$
United Kingdom.....	38	14	10	RECAPITULATION.											
British Empire.....	30	38	2,185	British Empire.....	50	40	10								
Newfoundland.....	673	6,790	19,176	Foreign Countries.....	673	6,780	3,185								
Alaska.....	723	6,880	19,126	Total.....	13,478	2,697	2,495								
Total.....	723	6,880	19,126	Total.....	13,478	2,697	2,495								

BLACKINGS AND POLISHES.

BLACKING, SHOE AND SHOEMAKERS' LNK, SIOE, BARNES AND LEATHER DRESSING, N.O.P. (Durable.)

	\$	\$	\$	\$	\$	\$	\$	\$	\$	\$	\$	\$	\$	\$	\$
United Kingdom.....	35,987	61,408	71,012	61,161	10,406	RECAPITULATION.									
Belgium.....	1	58	58	2,384	71,012	66,498	40,196								
France.....	222	102,222	162,809	177,897	35,987	192,222	180,221								
Germany.....	92,013	102,222	233,880	213,691	92,222	162,808	152,227								
Japan.....	128,223	168,630	233,880	220,027	Total.....	35,987	180,221								
Total.....	128,223	168,630	233,880	220,027	Total.....	35,987	180,221								

POLISH OR COMPOSITION, KNIFE AND OTHER, N.O.P. (Durable.)

	\$	\$	\$	\$	\$	\$	\$	\$	\$	\$	\$	\$	\$	\$	\$
United Kingdom.....	98,591	61,156	95,896	68,479	37,061	RECAPITULATION.									
British East Indies—	30	19	7	7	7	United States.....	74,975	71,716	234,718	236,329					
Straits Settlements.....	19	7	7	7	7	Total.....	175,411	137,012	309,218	273,381					
Austria-Hungary.....	883	1,139	33	7	7	Total.....	175,411	137,012	309,218	273,381					
France.....	1,098	1	1	1	1	British Empire.....	98,521	61,156	65,470	37,031					
Germany.....	12	1	1	1	1	Foreign Countries.....	76,920	75,886	126,195	236,347					
Netherlands.....	16	1	1	1	1	Total.....	175,441	137,012	309,218	273,381					
Total.....	1,098	1	1	1	1	Total.....	175,441	137,012	309,218	273,381					

No. 19—Imports for Consumption, by Articles and Countries, during Fiscal Years ended March 31, 1915-1919—*Con.*

Imported from —	1915	1916	1917	1918	1919	Imported from —	1915	1916	1917	1918	1919
BLAST FURNACE SLAG. (Free.)											
	\$	\$	\$	\$	\$	RECAPITULATION.	\$	\$	\$	\$	\$
United Kingdom.....	9,540	2,280	7,118	18,666	British Empire	9,540	2,280	7,118	18,666
United States	2,248	15,925	459	Foreign Countries	2,248	15,925	459
Total	11,788	18,214	459	7,118	18,666						
BLINDS OF WOOD, METAL OR OTHER MATERIAL, NOT TEXTILE OR PAPER. (Dutiable.)											
	\$	\$	\$	\$	\$	RECAPITULATION.	\$	\$	\$	\$	\$
United Kingdom.....	43	40	British Empire	43	40	4,699	7,306
Hong Kong	1	Foreign Countries	3,454	7,779	6,371
Germany.....	138	983	1,109						
Japan.....	538	3,022	193						
Sweden.....	34	1,757	6,181	3,716	6,287						
United States	2,744						
Total.....	3,497	7,828	6,374	4,700	7,306						
BLUEING, LAUNDRY. (Dutiable.)											
	\$	\$	\$	\$	\$	RECAPITULATION.	\$	\$	\$	\$	\$
United Kingdom.....	40,910	31,691	55,849	51,526	79,660	British Empire	40,940	31,691	55,849	51,526	79,660
Germany.....	213	6,412	7,768	6,693	7,379	Foreign Countries	5,703	6,412	7,708	6,693	7,379
United States	5,490						
Total.....	46,613	41,103	63,617	58,219	87,039						
BOATS, LIFE, AND LIFE-SAVING APPARATUS SPECIALLY IMPORTED BY SOCIETIES TO ENCOURAGE THE SAVING OF HUMAN LIFE. (Free.)											
	\$	\$	\$	\$	\$	RECAPITULATION.	\$	\$	\$	\$	\$
United Kingdom.....	200	British Empire	200
United States	2,914	259	10,573	140	290	Foreign Countries	2,914	259	10,573	140	290
Total.....	3,114	259	10,573	140	290						

SESSIONAL PAPER No. 10b

BONES, CRUDE. (Free.)

	Cwt.	Cwt.	Cwt.	Cwt.	Cwt.	Cwt.	\$	\$	\$	\$	\$	\$
United Kingdom.....	17	25	12	39	75	United Kingdom.....	303	443	258	1,205	2,607	
Hong Kong.....	6	6	12	2		Hong Kong.....	145	214	214	25		
Newfoundland.....	4,790	2,000	2,101			Newfoundland.....	1,625	1,656	1,656			
Austria-Hungary.....	4					Austria-Hungary.....	131					
China.....	12	109	38	16		China.....	14					
France.....	8,283	28,467	5,649	1		France.....	56	1,757	715	521		
Italy.....			1	1		Italy.....				46		
Japan.....				12,520	2,108	Japan.....			9			
United States.....	13,106	30,608	7,713	12,578	2,183	United States.....	15,419	38,373	11,592	22,909	7,911	
Total.....						Total.....	19,787	42,357	13,914	24,807	10,548	
REGULATION.												
British Empire.....	4,807	2,031	2,125	41	75	British Empire.....	4,181	2,213	1,538	1,231	2,407	
Foreign Countries.....	8,289	28,577	5,588	12,537	2,108	Foreign Countries.....	15,606	40,144	12,346	23,576	7,911	

BONE PITCH, CRUDE. (Free.)

	\$	\$	\$	\$	\$	\$	\$	\$	\$	\$	\$
United Kingdom.....	1,250	21	2,135	7,240	3,223	United Kingdom.....	1,250	21	2,135	7,240	3,223
United States.....	1,250	2,132	2,135	7,240	3,223	United States.....	1,250	2,111	2,135	7,240	3,223
Total.....						Total.....					
REGULATION.											
British Empire.....						British Empire.....					
Foreign Countries.....						Foreign Countries.....					

BOOKS, INK, PAPER, STATIONERY, ETC.
BOOKS AND PRINTED MATTER.

ADVERTISING CHROMOS, CHROMOTYPES, OENOGRAPHS OR LIFE WORK PRODUCED BY ANY PROCESS OTHER THAN HAND PAINTING OR DRAWING, AND HAVING ANY ADVERTISING MATTER PRINTED, LITHOGRAPHED OR STAMPED THEREON, OR ATTACHED THERETO, OR OTHER SIMILAR ARTISTIC WORK, LITHOGRAPHED, PRINTED OR STAMPED ON PAPER OR CARDBOARD, FOR BUSINESS OR ADVERTISING PURPOSES, N.O.P. (Dutiable.)

	Lb.	Lb.	Lb.	Lb.	Lb.	Lb.	\$	\$	\$	\$	\$	\$
United Kingdom.....	596	225	629	497	2,105	United Kingdom.....	56	61	373	163	3,990	
France.....	1,175	127	359	359	2,000	France.....	25	25	331	351	651	
Germany.....						Germany.....	557					
Japan.....	28				159	Japan.....	7				126	
Switzerland.....	10,953	18,468	37,725	5,391	56,715	Switzerland.....	10,078	25,969	18,518	33,100		
United States.....	12,752	18,820	38,351	97,247	59,470	United States.....	6,489	10,164	26,342	18,952	37,807	
Total.....						Total.....						
REGULATION.												
British Empire.....	596	225	629	497	2,105	British Empire.....	56	61	373	163	3,990	
Foreign Countries.....	12,156	18,595	37,725	36,750	57,365	Foreign Countries.....	6,433	10,103	25,969	18,819	33,817	

No. 19—Imports for Consumption, by Articles and Countries, during Fiscal Years ended March 31, 1915-1919—*Con.*

Imported from—	1915	1916	1917	1918	1919	1916	1917	1918	1919
United Kingdom	322,557	171,701	113,112	61,496	31,535	\$	\$	\$	\$
British Guiana		25				16,262	22,717	21,051	15,070
British Columbia—									
Australia	376	393							
British West Indies	46	62	1,000			55	100	31	
Hong Kong	91		151	104		36	41		
Belgium	415					7			
China	119		26	117		91	9	15	
Cuba	82					25			
Denmark	50					11			
France	5,511	2,337	1,456	851	811	1,917	252	587	328
Germany	22,972					7,883			
Italy	119		18			24	13		
Japan	1,835	1,807	1,051	591	696	378	216	147	401
Netherlands	21,126	30	263			515	159		
Russia	10					8			
Spain	35	18							
Sweden	50	27				10			
Switzerland			1			19			
United States	2,226,418	1,846,455	1,911,095	2,056,695	2,436,391	661,525	561,381	618,591	835,863
Total	2,582,795	2,022,906	2,000,920	2,119,735	2,491,166	751,461	594,919	673,125	851,602
REGULATION.									
British Empire	323,073	172,182	114,266	61,510	31,545				
Foreign Countries	2,259,722	1,850,811	1,916,663	2,058,225	2,459,621	79,699	32,858	21,085	15,070
Total						671,762	562,091	649,310	836,592

BOOKS, PAPER, STATIONERY, ETC. (Continued)

BOOKS AND PRINTED MATTER (Continued)

ADVERTISING PAMPHLETS, ADVERTISING SHOW CARDS, ILLUSTRATED ADVERTISING PAMPHLETS, PRICE BOOKS, CATALOGUES AND PRICE LISTES, ADVERTISING CALENDARS AND ANNOUNCERS, PATENT MEDICAL OR OTHER APPLIANCE, CHEMICALS, EYE-STONES OR PASTILLES, (Distributable)

No. 19—Imports for Consumption, by Articles and Countries, during Fiscal Years ended March 31, 1915-1919—*Con.*

Imported from—	1915	1916	1917	1918	1919	Imported from—	1915	1916	1917	1918	1919	
United Kingdom.....	\$ 9,458	\$ 6,719	\$ 5,343	\$ 6,117	\$ 3,960	RECAPITULATION. British Empire..... Foreign Countries.....	\$ 9,458	\$ 6,741	\$ 5,356	\$ 6,117	\$ 3,960	
British Oceania—												
New Zealand.....		22	13	67	67							
Hong Kong.....			2	565	385							
China.....	50	387	259	565	385							
France.....	455				65							
Japan.....	4	10,924	12,684	13,568	12,614							
United States.....	26,005											
Total.....	35,952	18,052	18,306	29,243	17,121							

CHARTS AND MAPS, N.O.P. (Dutiable.)

BOOKS, INK, PAPER, STATIONERY, ETC.—Continued.
BOOKS AND PRINTED MATTER—Continued.

FREIGHT RATES FOR RAILWAYS, AND TELEGRAPH RATES, BOUND IN BOOK OR PAMPHLET FORM, AND TIME TABLES OF RAILWAYS OUTSIDE OF CANADA. (Dutiable.)

Imported from—	1915	1916	1917	1918	1919	Imported from—	1915	1916	1917	1918	1919	
United Kingdom.....	\$ 207	\$ 13	\$ 4	\$	\$ 16	RECAPITULATION. British Empire..... Foreign Countries.....	\$ 209	\$ 12	\$ 4	\$	\$ 16	
British Oceania—												
New Zealand.....												
United States.....	21,368	25,258	21,278	29,119	14,874							
Total.....	21,582	25,270	21,282	29,119	14,890							

GLOBES, GEOGRAPHICAL, TOPOGRAPHICAL AND ASTRONOMICAL. (Frog.)

Imported from—	1915	1916	1917	1918	1919	Imported from—	1915	1916	1917	1918	1919	
United Kingdom.....	\$ 387	\$ 51	\$ 75	\$ 738	\$	RECAPITULATION. British Empire..... Foreign Countries.....	\$ 387	\$ 51	\$ 75	\$ 738	\$	
France.....	855	38	610	110								
United States.....	3,325	2,405	5,180	11,181	4,880							
Total.....	4,567	2,494	5,865	15,359	4,880							

SESSIONAL PAPER No. 10b

LABELS FOR COAR BOXES, FRUITS, VEGETABLES, MEATS, FISH, CONFECTIONERY AND OTHER GOODS AND WARES; ALSO SHIPPING, PRICE OR OTHER TAGS, TICKETS OR LABELS; AND RAILROAD OR OTHER TICKETS, WHETHER LITHOGRAPHED OR PRINTED OR PARTLY PRINTED, N.O.P. (Dutiable.)

	\$	\$	\$	\$	\$	\$	\$	\$	\$	\$	\$	\$
United Kingdom.....	26,487	15,935	30,272	32,310	49,869							
British Oceania—												
New Zealand.....		15	1									
Hong Kong.....		30	20		29							
Newfoundland.....												
Belgium.....	16											
Cuba.....		375	1,600	840	1,324							
France.....	847	8,741	1,249	530	108							
Germany.....	14,547											
Italy.....	6		5									
Japan.....	81	114	149	67	90							
Netherlands.....	113											
Norway.....		118										
Total.....												
Portugal.....												
Spain.....												
Switzerland.....												
Turkey.....												
United States.....		212,916										
Total.....		255,171										
RECAPITULATION.												
British Empire.....		26,487										
Foreign Countries.....		228,684										
Total.....		255,171										

MANUSCRIPT, BOOK, AND INSURANCE MAPS. (Free.)

	\$	\$	\$	\$	\$	\$	\$	\$	\$	\$	\$	\$
United Kingdom.....	136	600	528	111								
China.....	20											
France.....	50			10								
Germany.....	71											
United States.....	80,475	245,236	20,378	22,542	20,440							
Total.....	80,752	245,896	20,906	22,653	20,440							
RECAPITULATION.												
British Empire.....		136										
Foreign Countries.....		80,616										
Total.....		80,616										

NEWSPAPERS OR SUPPLEMENTAL EDITIONS OR PARTS THEREOF PARTLY PRINTED AND INTENDED TO BE COMPLETED AND PUBLISHED IN CANADA. (Dutiable.)

	\$	\$	\$	\$	\$	\$	\$	\$	\$	\$	\$	\$
United Kingdom.....	437	435	891	944								
United States.....	9,237	16,544	13,554	10,301	15,152							
Total.....	9,674	16,979	14,445	11,248	15,152							
RECAPITULATION.												
British Empire.....		437										
Foreign Countries.....		9,237										
Total.....		9,674										

NEWSPAPERS, AND QUARTERLY, MONTHLY AND SEMI-MONTHLY MAGAZINES, AND WEEKLY LITERARY PAPERS, UNBOUND. (Free.)

	\$	\$	\$	\$	\$	\$	\$	\$	\$	\$	\$	\$
United Kingdom.....	82,137	57,963	49,647	38,518	44,129							
British Oceania—												
New Zealand.....												
Hong Kong.....		2		417								
Belgium.....					40							
France.....	3,757	6,525	7,524	652	250							
Germany.....												
Japan.....	224	86	7	399								
Total.....												
United States.....												
Total.....		1,425,848										
RECAPITULATION.												
British Empire.....		82,137										
Foreign Countries.....		1,343,711										
Total.....		1,425,848										

SESSIONAL PAPER No. 106

OTHER BOOKS, PRINTED, PERIODICALS AND PAMPHLETS, OR PARTS THEREOF, N.O.P. (Dutiable.)

United Kingdom.....	\$ 519,069	\$ 383,283	\$ 486,827	\$ 312,998	\$ 241,537	\$ 2,674	\$ 130	\$ 214	\$ 308
British East Indies—						78	49	176	
India.....				292		345	44		
British Oceania—	10	7							
Australia.....			5						
New West Indies.....						936,273	722,797	1,315,002	1,770,604
Barbados.....					122				
Hong Kong.....	44	97	40	50	119				
Newfoundland.....	30	423	10						
Belgium.....	9,530	3,812	1,862						
Brazil.....									
China.....	34	16		7	30				
France.....	68,262	71,507	99,517	91,967	65,303				
Total.....						1,567,290	1,182,195	1,910,379	1,720,706
RECAPITULATION.									
British Empire.....						549,753	383,810	486,801	313,340
Foreign Countries.....						1,017,537	798,385	1,423,578	1,457,266

TOTAL BOOKS AND PRINTED MATTER. (Dutiable and Free.)

United Kingdom.....	\$ 1,206,826	\$ 919,800	\$ 1,008,766	\$ 774,626	\$ 743,346	\$ 34,992	\$ 468	\$ 4186	\$ 7,618
Bermuda.....			30						
British East Indies—						4,668	3,707	6,677	6,805
India.....		25	4,113	292		4,273	6,191	3,281	9,208
Other.....		127				1,073	96	699	1,130
British Guiana.....		4					118		67
British Oceania—									
Australia.....	684	1,163	672	187	333	33	45	2	280
New Zealand.....	29	435	451	417	689				
British West Indies.....	6	220	215						
Barbados.....						2			
Hong Kong.....	1,255	708	1,023	1,340	231	231	3	3	3
Newfoundland.....	150	623	88		122	2,211	6,022	3,808	1,107
Austria-Hungary.....	2,023				2,090	100			
Belgium.....	30,036	15,415	8,062	11,452	5,509	4,353,994	4,020,795	4,533,372	6,784,401
Brazil.....									
China.....	3,297	481	1,372	2,022	1,690				
Colombia.....						5,854,186	5,124,806	5,814,764	6,358,839
Cuba.....	18	375	1,600	840	1,324				
Denmark.....	61								
Greenland, Iceland, etc.....	8	430	564	3,433	988				
France.....	140,330	140,893	179,619	162,941	137,168	1,268,950	923,165	1,075,360	777,362
French Africa.....	204					4,585,236	4,201,641	4,739,4	5,351,477
Total.....									
RECAPITULATION.									
British Empire.....						1,268,950	923,165	1,075,360	777,362
Foreign Countries.....						4,585,236	4,201,641	4,739,4	5,351,477

FASHION PLATES, TAILORS', MILLINERS' AND MANTLE-MAKERS', WHEN IMPORTED IN SINGLE COPIES IN SHEET FORM, WITH MAGAZINES AND PERIODICAL TRADE JOURNALS. (Free.)

United Kingdom.....	\$ 1,083	\$ 450	\$ 450	\$ 450	\$ 450	\$ 1,083	\$ 459	\$ 1,292	\$ 436
France.....	43					17,547	597	597	
United States.....	17,504	797	597	1,292	430		707		
Total.....	18,630	797	1,056	1,292	430				
RECAPITULATION.									
British Empire.....						1,083	459	1,292	436
Foreign Countries.....						17,547	597		

No. 19—Imports for Consumption, by Articles and Countries, during Fiscal Years ended March 31, 1915-1919—*Con.*

Imported from—	1915	1916	1917	1918	1919	1915	1916	1917	1918	1919						
United Kingdom.....	\$ 360	1,621	10,007	10,007	21,901	RECAPITULATION.										
United States.....	26,674	29,792	10,007	10,007	21,901	British Empire.....	1,621	10,007								
Total.....	27,034	31,413	10,007	10,007	21,901	Foreign Countries.....	29,792			21,901						
BOOKS, INK, PAPER, STATIONERY, ETC.—Continued.																
HEMP PAPER, MADE ON FOUR-CYLINDER MACHINES AND CALENDERED TO BETWEEN .006 AND .008 THICKNESS, ADAPTED FOR THE MANUFACTURE OF SHOT SHELLS; AND FELT BOARD SIZED AND HYDRAULIC PRESSED AND COVERED WITH PAPER OR UNCOVERED, ADAPTED FOR THE MANUFACTURE OF GUN WADS. (Fees.)																
United Kingdom.....	\$ 14,887	16,704	28,700	19,638	13,658	RECAPITULATION.										
Hong Kong.....	7	1		12	24	United States.....	\$ 89,181	79,517	91,176	111,750						
Norfolkland.....	7					Total.....	96,931	96,460	119,934	128,451						
France.....	976	236	68	49	240	RECAPITULATION.										
Germany.....	1,852				18	British Empire.....	14,892	16,705	28,700	13,682						
Japan.....				2		Foreign Countries.....	82,039	79,755	91,234	143,889						
INK, PRINTING, (Dutiable.)																
INK, WRITING. (Dutiable.)																
United Kingdom.....	\$ 18,889	13,547	19,781	19,698	21,321	RECAPITULATION.										
Hong Kong.....	29	86	171	157	305	United States.....	\$ 14,569	13,047	17,916	27,692						
China.....	21	28	3	13		Total.....	35,959	27,483	38,366	43,788						
France.....	600	564	293	259	391	RECAPITULATION.										
Germany.....	496				515	British Empire.....	18,918	13,633	19,969	21,829						
Japan.....	248	72	201	233		Foreign Countries.....	16,138	13,850	18,406	23,953						
Netherlands.....	286	139	88			PAPER AND MANUFACTURES OF.										
Sweden.....	11					ALBUM, ISSUES, MADE OF PAPER. (Free.)										
United Kingdom.....	\$ 495	189	122	96	196	RECAPITULATION.										
United States.....						British Empire.....	\$ 495	189	122	96						
Total.....	495	189	122	96	196	Foreign Countries.....										

SESSIONAL PAPER No. 106

CARDS FOR PLAYING. (Dutiable.)

	Paek	Paek	Paek	Paek	Paek	Paek	Paek	Paek	Paek	Paek	Paek	Paek	Paek	Paek
United Kingdom.....	555,584	330,889	286,897	197,570	18,322	38,455	31,465	26,129	3,597					
Hong Kong.....	1,090	370	1,900	276	109	7	70	17	2					
China.....	30	20				1								
France.....	876	144	9,548	18,270	4,186	35	360	1,744	458					
Japan.....	7,840	5,655	176,004	292,915	257,768	28,211	28,168	40,853	57,160					
United States.....	349,135	171,117												
Total.....	941,555	508,095	473,259	419,031	289,376	67,069	90,374	68,743	61,217					
RECAPITULATION.														
British Empire.....	586,074	331,250	287,707	197,810	18,422	38,462	31,481	26,146	3,599					
Foreign Countries.....	354,881	176,836	185,552	221,185	261,451	28,607	28,893	42,597	57,015					
Total.....														

COVER PAPERS, NOT PASTED OR COVERED. (Dutiable.)

	Paek	Paek	Paek	Paek	Paek	Paek	Paek	Paek	Paek	Paek	Paek	Paek	Paek	Paek
United Kingdom.....					16,106									
United States.....					16,106									
Total.....														16,106

DECALOMANIA PAPER, NOT PRINTED, WHEN IMPORTED BY MANUFACTURERS OF DECALOMANIA TRANSFERS TO BE USED IN THEIR OWN FACTORIES IN THE MANUFACTURE OF SUCH TRANSFERS. (Free.)

	Paek	Paek	Paek	Paek	Paek	Paek	Paek	Paek	Paek	Paek	Paek	Paek	Paek	Paek
United Kingdom.....	808	2,310	1,170											
Bermbach.....	146	34												
Germany.....	2,273	8,983	2	3,297	3,491	808	2,344	1,170						
United States.....					3,491	2,419	8,983	2						
Total.....	3,227	11,327	1,172	3,297	3,491	2,419	8,983	2						3,494

ENVELOPES. (Dutiable.)

	Paek	Paek	Paek	Paek	Paek	Paek	Paek	Paek	Paek	Paek	Paek	Paek	Paek	Paek
United Kingdom.....	13,441	6,803	5,009	3,500	M. 859									
Hong Kong.....	152	210	171	253	179									
China.....		12	333	39	3									
France.....				6										
Germany.....	192													
Italy.....					10									
Japan.....	12	24	19	43	157									
Netherlands.....	16													
Switzerland.....	1	6		6										
United States.....	75,786	65,762	67,145	59,485	69,441	88,444	72,979	96,669	94,025					
Total.....	89,490	72,817	72,748	64,421	70,668	109,884	84,537	106,922	103,789					
RECAPITULATION.														
British Empire.....	13,593	7,013	5,281	3,845	1,048	20,751	11,470	9,974	9,614					4,147
Foreign Countries.....	76,017	65,804	67,517	59,379	69,629	89,133	73,067	96,948	94,175					121,464

No. 19--Imports for Consumption, by Articles and Countries, during Fiscal Years ended March 31, 1915-1919--*Con.*

Imported from--	1915	1916	1917	1918	1919	Imported from--	1915	1916	1917	1918	1919
United Kingdom.....	\$ 5,217	\$ 4,993	\$ 3,014	\$ 5,110	\$ 20	RECAPITULATION.	\$	\$	\$	\$	\$
United States.....	5,217	4,993	3,014	5,110	20	British Empire.....	10	4,993	3,044	5,110	20
Total.....	5,217	5,003	3,014	5,130	20	Foreign Countries.....	5,217	4,993	3,044	5,110	20

BOOKS, INK, PAPER, STATIONERY, ETC.--Continued.
PAPER AND MANUFACTURES OF--Continued.
Felt-Board. (Dutiable.)

	Lb.	Lb.	Lb.	Lb.	Lb.
United Kingdom.....	234,922	234,922	234,922	234,922	234,922
United States.....	234,922	234,922	234,922	234,922	234,922
Total.....	234,922	234,922	234,922	234,922	234,922

GREASEPROOF, GLASSINE AND PARAFFINATED PAPERS, UNION SKIN AND ALL FRICTION GLAZED PAPERS, NOT COVERED. (Dutiable.)

	Lb.	Lb.	Lb.	Lb.	Lb.
United Kingdom.....	29,803	29,803	29,803	29,803	29,803
United States.....	29,803	29,803	29,803	29,803	29,803
Total.....	29,803	29,803	29,803	29,803	29,803

HATS OF WALL PAPER, INCLUDING BORDERS. (Dutiable.)

	Roll	Roll	Roll	Roll	Roll
United Kingdom.....	202,810	235,697	76,159	67,449	11,984
Belgium.....	3,649	527	4,015	2,912	1,075
France.....	1,207	2,389	2,226,439	1,923,691	1,767,382
Germany.....	22,653	2,368	4,015	2,912	1,075
Japan.....	2,289	2,254,918	2,226,439	1,923,691	1,767,382
United States.....	2,692,256	2,493,510	2,307,143	1,993,362	1,780,441
Total.....	2,924,855	2,493,510	2,307,143	1,993,362	1,780,441

LEATHER BOARD, LEATHEROID AND MANUFACTURES OF, N.O.P. (Dutiable.)

	\$	\$	\$	\$	\$
United Kingdom.....	16,079	12,229	39,776	45,108	26,020
United States.....	16,079	12,229	39,776	45,108	26,020
Total.....	16,079	12,229	39,776	45,108	26,020

No. 19—Imports for Consumption, by Articles and Countries, during Fiscal Years ended March 31, 1915-1919—*Con.*

Imported from—	1915	1916	1917	1918	1919	Imported from—	1915	1916	1917	1918	1919
BOOKS, INK, PAPER, STATIONERY, ETC.—Continued.											
PAPER AND MANUFACTURES OF—Continued.											
PAIS, NOT PRINTED, PAPER-MAGNÉ WADE, N. O. P. (Dutiable.)											
United Kingdom.....	\$ 1,245	\$ 780	\$ 1,072	\$ 87	\$ 211	RECAPITULATION.	\$	\$	\$	\$	\$
Hong Kong.....	139	17	British Empire.....	1,245	780	1,072	87	228
Germany.....	19,642	6,188	6,253	7,482	15,081	Foreign Countries.....	10,772	6,188	6,253	7,214	15,307
Japan.....	Total.....	12,017	6,968	7,325	7,301	15,535
United States.....	PAPER AND MANUFACTURES OF PAPER, GUTTA-PERCHA AND IMITATION RUBBER, FOR THE MANUFACTURE OF MUSIC ROLLS FOR PIANO PLAYERS. (Free.)					
Total.....	United Kingdom.....	\$ 4,062	\$ 3,339	\$ 6,942	\$ 2,529	\$ 10,633
						United States.....	4,062	3,339	6,942	2,529	10,633
						Total.....	8,124	6,678	13,884	5,058	21,266
						PAPER MATTING FOR USE IN CANADIAN MANUFACTURES. (Dutiable.)					
						United Kingdom.....	\$ 2,570	\$ 2,977	\$ 1,730	\$ 1,341	\$ 622
						United States.....	2,570	2,977	1,730	1,341	622
						Total.....	5,140	5,954	3,460	2,682	1,244
						PAPER, PHOTOGRAPHIC, PLAIN BASIC, BARYTA COATED, ADAPTED FOR USE EXCLUSIVELY IN THE MANUFACTURE OF ALUMINIZED OR SENSITIZED PAPER. (Free.)					
						United Kingdom.....	\$ 149	\$ 1,576	\$ 6,067	\$ 1	\$
						Belgium.....	115	312	602
						France.....	1,421
						Germany.....	3,138
						United States.....	43,404	58,804	99,171	146,895	137,671
						Total.....	48,537	60,692	106,500	146,895	137,671

SESSIONAL PAPER No. 106

PAPER TUBES AND CONES OF ALL SIZES ADAPTED FOR WINDING YARN THEREON. (Frog.)

United Kingdom.....	\$	1,525	\$	92	\$	1,909	\$	2,972	\$	1,909	\$	2,972
United States.....	\$	14,066	\$	37,371	\$	40,452	\$	68,620	\$	14,966	\$	68,620
Total.....	\$	15,591	\$	38,346	\$	42,361	\$	71,592	\$	14,966	\$	68,620
RECAPITULATION												
British Empire.....	\$	1,525	\$	92	\$	1,909	\$	2,972	\$	1,909	\$	2,972
Foreign Countries.....	\$	14,066	\$	37,371	\$	40,452	\$	68,620	\$	14,966	\$	68,620

PARCHMENT PAPERS, VEGETABLE. (Dutiable.)

United Kingdom.....	Lb.	28	Lb.	28	Lb.	28	Lb.	28	\$	48	\$	48
United States.....	Lb.	298,009	Lb.	298,009	Lb.	298,009	Lb.	298,009	\$	49,436	\$	49,436
Total.....	Lb.	298,037	Lb.	298,037	Lb.	298,037	Lb.	298,037	\$	49,482	\$	49,482
RECAPITULATION												
British Empire.....	Lb.	28	Lb.	28	Lb.	28	Lb.	28	\$	48	\$	48
Foreign Countries.....	Lb.	298,009	Lb.	298,009	Lb.	298,009	Lb.	298,009	\$	49,436	\$	49,436

PATTERNS, BOOT AND SHOE, MANUFACTURES OF PAPER. (Dutiable.)

United Kingdom.....	\$	13,681	\$	14,583	\$	14,583	\$	14,583	\$	20	\$	20
United States.....	\$	13,681	\$	14,583	\$	14,583	\$	14,583	\$	9,373	\$	9,373
Total.....	\$	13,681	\$	14,583	\$	14,583	\$	14,583	\$	9,373	\$	11,860
RECAPITULATION												
British Empire.....	\$	13,681	\$	14,583	\$	14,583	\$	14,583	\$	20	\$	20
Foreign Countries.....	\$	13,681	\$	14,583	\$	14,583	\$	14,583	\$	9,373	\$	11,860

PRINTING PAPER (FOR NEWSPAPERS) IN SHEETS OR ROLLS, VALUED AT NOT MORE THAN 2½c. PER POUND. (Dutiable.)

United Kingdom.....	Lb.	18,300	Lb.	19,348	Lb.	19,348	Lb.	19,348	\$	476	\$	476
United States.....	Lb.	1,414,014	Lb.	224,658	Lb.	224,658	Lb.	224,658	\$	4,860	\$	4,860
Total.....	Lb.	1,432,314	Lb.	244,006	Lb.	244,006	Lb.	244,006	\$	5,336	\$	5,336
RECAPITULATION												
British Empire.....	Lb.	18,300	Lb.	19,348	Lb.	19,348	Lb.	19,348	\$	476	\$	476
Foreign Countries.....	Lb.	1,414,014	Lb.	224,658	Lb.	224,658	Lb.	224,658	\$	4,860	\$	4,860

No. 19—Imports for Consumption, by Articles and Countries, during Fiscal Years ended March 31, 1915-1919—*Con.*

Imported from—	1915	1916	1917	1918	1919	Imported from—	1915	1916	1917	1918	1919
BOOKS, INK, PAPER, STATIONERY, ETC.—Continued.											
PAPER AND MANUFACTURES OF—Continued.											
PRINTING AND BOOK PAPER, NOT COATED, SCRIBABLE FOR PRINTING BOOKS, PAPERS AND CATALOGUES. (Dutiable.)											
United Kingdom.....	Lb.	Lb.	Lb.	Lb.	Lb.	United Kingdom.....	\$	\$	\$	\$	\$
Hong Kong.....	Hong Kong.....
Norway.....	Norway.....
United States.....	United States.....
Total.....	Total.....
RECAPITULATION:											
British Empire.....	British Empire.....
Foreign Countries.....	Foreign Countries.....
PRINTING PAPER, N.O.F. (Dutiable.)											
United Kingdom.....	Lb.	Lb.	Lb.	Lb.	Lb.	United Kingdom.....	\$	\$	\$	\$	\$
Hong Kong.....	Hong Kong.....
Belgium.....	Belgium.....
France.....	France.....
Germany.....	Germany.....
Italy.....	Italy.....
Japan.....	Japan.....
Norway.....	Norway.....
Sweden.....	Sweden.....
United States.....	United States.....
Total.....	Total.....
RECAPITULATION:											
British Empire.....	British Empire.....
Foreign Countries.....	Foreign Countries.....
RULED AND FOLDED AND BOUND PAPERS, FINEST AND FINE PAPER, COATED, WAXED OR GLAZED PAPERS. (Dutiable.)											
United Kingdom.....	\$	\$	\$	\$	\$	United Kingdom.....	\$	\$	\$	\$	\$
Hong Kong.....	Hong Kong.....
China.....	China.....
France.....	France.....
Japan.....	Japan.....
United States.....	United States.....
Total.....	Total.....

No. 19—Imports for Consumption, by Articles and Countries, during Fiscal Years ended March 31, 1915-1919—*Con*

Imported from—	1915	1916	1917	1918	1919
BOOKS, INK, PAPER, STATIONERY, ETC.—Continued.					
PAPER AND MANUFACTURES OF—Continued.					
TISSUE, CREPE, MANIFOLD AND CIGARETTE PAPER IN ROLLS. (Dutiable.)					
United Kingdom.....	\$	\$	\$	\$	\$
France.....	19,790				
Japan.....	34,497				
United States.....	2,289				
Total.....	497,668				
RECAPITULATION.					
British Empire.....	554,353				
Foreign Countries.....					19,790
Total.....					534,554
TISSUE OR CREPE PAPER, ORNAMENTAL OR VARIEGATED, COLOURED. (Dutiable.)					
United Kingdom.....	\$	\$	\$	\$	\$
Hong Kong.....	14				
France.....	17				
Japan.....	46,215				
United States.....	38				
Total.....	25,116				
RECAPITULATION.					
British Empire.....	71,400				
Foreign Countries.....					31
Total.....					71,369
TOILET AND BARBERS' PAPERS, PAPER TOWELS, PLAIN, PERFORATED OR NOT. (Dutiable.)					
United Kingdom.....	\$	\$	\$	\$	\$
Hong Kong.....					
Japan.....	6				
United States.....	787				
Total.....	49,890				
RECAPITULATION.					
British Empire.....	50,683				
Foreign Countries.....					6
Total.....					50,677
TISSUE OR YARN OF PAPER FOR THE MANUFACTURE OF FABRICS. (Free.)					
United Kingdom.....	\$	\$	\$	\$	\$
United States.....	291	13	3,810		
Total.....	291	13	3,810		
RECAPITULATION.					
British Empire.....	291				
Foreign Countries.....					13
Total.....					10,839
RECAPITULATION.					
British Empire.....	291				
Foreign Countries.....					13
Total.....					10,839

SESSIONAL PAPER No. 10b

TWINE OR YARN OF PAPER FOR THE MANUFACTURE OF FURNITURE. (Frec.)

	\$	\$	\$	\$	\$	\$	\$	\$	\$	\$
United Kingdom.....	275	1,059	3,114	2,547	1,202					
United States.....		1,059	3,114	2,547	4,202					
Total.....	275	1,059	3,114	2,547	4,202					
						RECAPITULATION.				
						British Empire.....	275	1,059	3,114	2,547
						Foreign Countries.....				4,202

UNION COLLAR CLOTH PAPER IN ROLLS OR SHEETS GLOSSED OR FINISHED. (Dutiable.)

	\$	\$	\$	\$	\$	\$	\$	\$	\$	\$
United Kingdom.....	15,437	4,545	12,087	14,488	19,485					
United States.....		4,545	12,087	14,488	19,485					
Total.....	15,437	4,545	12,087	14,488	19,485					
						RECAPITULATION.				
						British Empire.....	15,437	4,545	12,087	14,488
						Foreign Countries.....				19,485

UNION COLLAR CLOTH PAPER IN ROLLS OR SHEETS NOT GLOSSED OR FINISHED. (Dutiable.)

	\$	\$	\$	\$	\$	\$	\$	\$	\$	\$
United Kingdom.....	628	58	1,073							
United States.....		756	1,073							
Total.....	628	814	1,073							
						RECAPITULATION.				
						British Empire.....	628	58	1,073	
						Foreign Countries.....		756		14,488

WINDOW BLINDS OF PAPER OF ALL KINDS. (Dutiable.)

	\$	\$	\$	\$	\$	\$	\$	\$	\$	\$
United Kingdom.....	20	141	130	11	56					
United States.....		141	130	11	56					
Total.....	20	141	130	11	56					
						RECAPITULATION.				
						British Empire.....	20	141	130	56
						Foreign Countries.....				

WRAPPING PAPER OF ALL KINDS NOT COVERED, INCLUDING KRAFT PAPER. (Dutiable.)

	Lb.	Lb.	Lb.	Lb.	Lb.	Lb.	Lb.	\$	\$	\$	\$
United Kingdom.....					4,282						
Hong Kong.....					4,137						
Japan.....					2,305						
Norway.....					2,245						
United States.....					5,678,099						
Total.....					5,696,659						330,171
						RECAPITULATION.					
						British Empire.....					1,040
						Foreign Countries.....					329,131

No. 19—IMPORTS for Consumption, by Articles and Countries, during Fiscal Years ended March 31, 1915-1919—*Con.*

Imported from—	1915	1916	1917	1918	1919	Imported from—	1915	1916	1917	1918	1919
United Kingdom.....	Lb. 416,601	Lb. 55,510	Lb. 16,317	Lb. 51,661	Lb. 51,661	United Kingdom.....	\$ 22,346	\$ 2,900	\$ 1,981	\$ 7,081	\$
Hong Kong.....	2,688	2,244	2,756	3,812	3,812	Hong Kong.....	128	114	134	429	
Austria-Hungary.....	79,374					Austria-Hungary.....	99				
Belgium.....	72,485					Belgium.....	4,404				
Denmark.....	74,316					Denmark.....	1,854				
France.....	159,323					France.....	68				
Germany.....	1,408					Germany.....	8,639				
Japan.....	16,663	1,198	1,580	2,627	2,627	Japan.....	124	45	73	268	
Netherlands.....	327,343	38,048				Netherlands.....	555				
Norway.....	492,417	60,815		20,099	20,099	Norway.....	9,869	1,260			
Sweden.....	6,209,612	4,614,349	6,895,695	4,254,075	4,254,075	Sweden.....	14,310	2,192		1,955	
United States.....						United States.....	139,374	134,509	269,554	209,135	
Total.....	7,744,278	4,772,764	6,916,331	4,334,274	4,334,274	Total.....	192,770	141,110	271,742	218,868	
RECAPITULATION:						RECAPITULATION:					
British Empire.....	419,489	57,574	19,683	57,473	57,473	British Empire.....	22,474	3,104	2,115	7,510	
Foreign Countries.....	7,324,789	4,715,010	6,897,248	4,276,801	4,276,801	Foreign Countries.....	170,296	138,006	269,627	211,358	

BOOKS, INK, PAPER, STATIONERY, ETC.—Continued
PAPER AND MANUFACTURES OF—Concluded
WRAPPING PAPER. (Dutiable.)

(OTHER MANUFACTURES OF PAPER, N. O. P. (Dutiable.))

United Kingdom.....	\$ 388,599	\$ 317,072	\$ 289,405	\$ 201,499	\$ 81,775	Mexico.....	\$	\$	\$	\$ 12	\$
British East Indies.....						Netherlands.....	173	101			
India.....		14				Norway.....	1,369	149	1,800		
British West Indies.....						Spain.....	3				
Hong Kong.....	7,590	5,467	7,978	14,155	8,835	Switzerland.....	215	130	90		
Newfoundland.....		135				United States.....	1,925,477	1,319,823	2,094,012	2,469,018	1,806,173
Austria-Hungary.....	3,214	2,469	215	73	297	Total.....	1,919,648	1,712,435	2,531,474	2,859,083	1,979,366
Belgium.....	13,845	736	83	332	1,821	RECAPITULATION:					
China.....	902					British Empire.....	296,099	312,688	297,110	218,024	90,010
Denmark.....	4					Foreign Countries.....	1,523,549	1,399,747	2,234,364	2,637,459	1,888,756
France.....	81,304	64,993	127,232	150,870	67,790						
St. Pierre and Miquelon.....											
Germany.....	86,862	1,232	200	22	69						
Italy.....	36	34		1	12,229						
Japan.....	7,064	10,042	10,027	16,983							

SESSIONAL PAPER No. 10b

OTHER KINDS OF PAPER, N.O.P. (Dutiable.)

United Kingdom.....	\$ 394,875	\$ 291,905	\$ 283,512	\$ 179,297	\$ 40,757	Netherlands.....	\$ 1,791	\$ 1,425	\$ 4,320	\$ 588
British Oceania—						Norway.....	13,073	697	8,431	
Australia.....	33	3	554	868	560	Russia.....	6,293	710	381	
British West Indies.....	214	10				Sweden.....	920,742	1,448,964	1,500,140	1,213,286
Hong Kong.....	6,265	1,657				United States.....	1,227,502	1,768,099	1,827,668	1,268,331
Newfoundland.....	33,366	66				Total.....				
Austria-Hungary.....	202	16,501	17,912	32,194	1,256	RECAPITULATION.				
Belgium.....	631					British Empire.....	282,538	284,096	180,165	41,317
China.....	39,132	809	14,295	11,728	12,084	Foreign Countries.....	964,674	1,484,003	1,647,503	1,227,014
France.....	41,739	3,663				Total.....	1,227,502	1,768,099	1,827,668	1,268,331
Germany.....	4,649					RECAPITULATION.				
Italy.....						British Empire.....	282,538	284,096	180,165	41,317
Japan.....						Foreign Countries.....	964,674	1,484,003	1,647,503	1,227,014

TOTAL PAPER AND MANUFACTURES OF. (Dutiable and Free.)

United Kingdom.....	\$ 1,254,236	\$ 842,156	\$ 810,555	\$ 565,942	\$ 256,339	Italy.....	\$ 36	\$ 943	\$ 1	\$ 121
Bermuda.....		34				Japan.....	15,429	15,742	31,122	48,469
British East Indies—						Mexico.....				
India.....	14	14				Netherlands.....	3,874	1,928	12	
Australia.....	33	33		88		Norway.....	41,300	18,951	4,329	1,463
British West Indies.....	6	6				Russia.....	174	5,973		
Hong Kong.....	8,093	6,279	9,577	16,771	14,297	Spain.....	52,874	8,932	10,356	
Newfoundland.....	145	145				Sweden.....	52,209	1,355		386
Austria-Hungary.....	9,898	9,215	1,329	73	297	Switzerland.....	3,734,401	5,812,188	6,700,001	8,564,940
Belgium.....	62,702	922	1,158	392	1,860	United States.....	4,032,345	5,812,188	6,700,001	8,564,940
China.....	1,292	73				Total.....	5,764,379	4,734,062	7,513,389	9,044,390
Cuba.....		73				RECAPITULATION.				
Denmark.....	2,489	82,905	116,849	183,686	156,215	British Empire.....	1,282,329	848,667	830,156	582,801
France.....	127,459	1,232	290	22		Foreign Countries.....	4,482,050	3,885,395	6,683,233	8,773,754
St. Pierre and Miquelon.....						Total.....				
Germany.....	151,066					RECAPITULATION.				

PENCILS, LEAD. (Dutiable.)

United Kingdom.....	\$ 33,40	\$ 17,925	\$ 15,382	\$ 15,190	\$ 6,570	Switzerland.....	\$ 58	\$ 246,754	\$ 379,150	\$ 389,659	\$ 477,316
Hong Kong.....	7,242	85	44	33	12	United States.....	184,850	246,754	379,150	389,659	477,316
Austria-Hungary.....	343					Total.....	269,548	265,608	397,416	415,293	497,927
Belgium.....		25				RECAPITULATION.					
China.....	483	44	25	57	3	British Empire.....	33,706	18,010	17,436	15,233	6,582
France.....	34,736	491	314	10,954	14,926	Foreign Countries.....	227,752	247,598	381,980	400,070	491,345
Japan.....	25	314				Total.....					
Netherlands.....	6					RECAPITULATION.					

SESSIONAL PAPER No. 10b

BOTANICAL, ENTOMOLOGICAL AND MINERALOGICAL SPECIMENS. (Free.)

United Kingdom.....	\$ 287	\$ 29	\$	\$ 100	\$ 14	\$	\$
British East Indies—	54				2		
India.....					1,509	2,069	2,802
British Oceania—	172						
Australia.....					2,276	2,018	2,827
Newfoundland.....	8		25				
Argentina Republic.....				13,000			
China.....	280		130	396			
France.....							
Japan.....					521		100
Total.....	1,636	893	2,433	2,156	65	12	2,827
United Kingdom.....	\$ 1,571	\$ 881	\$ 2,220	\$ 2,073	\$ 1,571	\$ 733	\$ 2,220
United States.....	65	12	218	83	65	18	218
Total.....	1,636	893	2,433	2,156	1,571	881	2,220
RECAPITULATION.							
British Empire.....							
Foreign Countries.....							
Total.....							

BRICKS, CLAYS AND TILES (See also "EARTHENWARE.")

BRICKS, BATH. (Dutiable.)

United Kingdom.....	\$ 1,571	\$ 881	\$ 2,220	\$ 2,073	\$	\$	\$
United States.....	65	12	218	83			
Total.....	1,636	893	2,433	2,156			
RECAPITULATION.							
British Empire.....							
Foreign Countries.....							
Total.....							

BRICKS, BUILDING. (Dutiable.)

United Kingdom.....	M. 1,793	M. 376	M. 132	M.	M.	\$ 292	\$
United States.....	24,556	9,490	9,258	4,158	3,418	2,311	57,658
Total.....	26,329	9,866	9,390	4,178	3,418	112,094	60,952
RECAPITULATION.							
British Empire.....							
Foreign Countries.....							
Total.....							

BRICKS, FIRE, OF A CLASS OR KIND NOT MADE IN CANADA. (Free.)

United Kingdom.....	\$ 48,375	\$ 90,564	\$ 131,010	\$ 135,925	\$ 103,960	\$	\$
Belgium.....	218						
Germany.....	19						
Sweden.....	2,161	447			507		
United States.....	431,990	626,782	1,140,963	2,105,524	2,463,676	48,375	103,960
Total.....	482,763	717,793	1,271,973	2,241,449	2,568,143	431,388	2,494,183
RECAPITULATION.							
British Empire.....							
Foreign Countries.....							
Total.....							

BRICKS, FIRE, MAGNESITE. (Free.)

United Kingdom.....	\$	\$	\$	\$	\$	\$	\$
United States.....							
Total.....							
RECAPITULATION.							
British Empire.....							
Foreign Countries.....							
Total.....							

No. 19—Imports for Consumption, by Articles and Countries, during Fiscal Years ended March 31, 1915-1919—*Con.*

Imported from—	1915	1916	1917	1918	1919	1915	1916	1917	1918	1919
						Imported from—				
						REGULATION.				
United Kingdom	\$ 27,629	\$ 31,502	\$ 32,221	\$ 15,156	\$ 15,937					
Germany	1,647									
United States	120,216	281,093	483,838	632,767	640,157	British Empire	27,629	34,502	15,455	15,937
						Foreign Countries	121,893	483,838	632,767	640,157
Total	149,522	315,595	519,059	668,223	656,094					

BRICKS, CLAYS AND TILES—Continued.
BRICKS, FIRE, N.O.P. (Dutiable.)

BRICKS, PAVING. (Dutiable.)

	M.	M.	M.	M.	M.	M.	M.	M.	M.	M.
United Kingdom	2,658	1,116	895	219	6	United Kingdom	40,966	15,297	12,741	3,208
United States	6,514	4,839	4,400	2,639	739	United States	105,681	62,585	52,753	36,066
						Total	146,647	77,882	65,497	39,274
Total	9,172	5,955	5,295	2,258	785					
						REGULATION.				
British Empire	2,658	1,116	895	219	6	British Empire	40,966	15,297	12,741	3,208
Foreign Countries	6,514	4,839	4,400	2,639	779	Foreign Countries	105,681	62,585	52,753	36,066
						Total	146,647	77,882	65,497	39,274

BUILDING BLOCKS, PARTITION HOLLOW AND FIRE-PROOF BUILDING TILE. (Dutiable.)

	\$	\$	\$	\$	\$	\$	\$	\$	\$	\$
United Kingdom	18,126	1,855	127	310	873	United Kingdom	18,429	1,855	127	853
United States	241,815	136,163	91,375	126,979	58,908	United States	241,845	136,163	91,375	58,908
Total	263,271	138,018	91,502	127,289	59,781					
						REGULATION.				
British Empire	18,126	1,855	127	310	873	British Empire	18,429	1,855	127	853
Foreign Countries	241,815	136,163	91,375	126,979	58,908	Foreign Countries	241,845	136,163	91,375	58,908
						Total	241,845	136,163	91,375	58,908

CLAY, CHINA. (Free.)

	Cwt.	Cwt.	Cwt.	Cwt.	Cwt.	Cwt.	Cwt.	Cwt.	Cwt.	Cwt.
United Kingdom	149,944	169,989	159,785	106,615	90,714	United Kingdom	51,718	50,018	46,064	43,536
Japan					3	Japan				6
United States	215,800	297,789	186,461	112,246	126,502	United States	79,127	77,972	61,674	55,113
Total	365,744	467,778	346,246	218,861	217,219	Total	130,845	128,000	107,738	98,649
						REGULATION.				
British Empire	149,944	169,989	159,785	106,615	90,714	British Empire	51,718	50,018	46,064	43,536
Foreign Countries	215,800	297,789	186,461	112,246	126,505	Foreign Countries	79,127	77,972	61,674	55,113
						Total	130,845	128,000	107,738	98,649

CLAY, FIRE. (Free.)

	\$	\$	\$	\$	\$	\$	\$	\$	\$	\$
United Kingdom.....	12,939	24,014	10,858	13,125	7,809	RECAPITULATION.				
Japan.....	32	32	18	18	9					
United States.....	77,784	80,801	162,071	306,839	384,646	British Empire.....	12,939	24,014	10,858	7,809
						Foreign Countries.....	77,784	80,833	162,992	384,655
Total.....	90,723	104,847	173,850	319,964	392,464					

CLAY, PIPE. (Free.)

	\$	\$	\$	\$	\$	\$	\$	\$	\$	\$
United Kingdom.....	50	7	43	53	RECAPITULATION.					
United States.....	537	1,291	2,739	2,307	1,148	British Empire.....	50	7	43	53
						Foreign Countries.....	537	1,291	2,739	2,307
Total.....	587	1,298	2,782	2,420	1,148					1,148

CLAY, OTHER, N.O.P. (Free.)

	\$	\$	\$	\$	\$	\$	\$	\$	\$	\$
United Kingdom.....	1,935	454	199	125	2,453	RECAPITULATION.				
Hong Kong.....	433	37	21	44	198	British Empire.....	1,935	454	199	2,453
Germany.....	24	7	20,257	35,017	28,235	Foreign Countries.....	43,798	23,588	20,278	28,433
Spain.....	43,321	23,490	20,477	35,198	30,886					
United States.....										
Total.....	45,733	23,992	20,477	35,198	30,886					

DRAIN PIPES, SEWER PIPES AND EARTHENWARE FITTINGS THEREFOR, CHIMNEY LININGS OR VENTS, CHIMNEY TOPS OR INVERTED BLOCKS, GLAZED OR UNGLAZED. (Dutiable.)

	\$	\$	\$	\$	\$	\$	\$	\$	\$	\$
United Kingdom.....	30,755	12,441	9,203	15,162	609	RECAPITULATION.				
France.....	121	21,930	35,361	26,231	25,184	British Empire.....	30,755	12,441	9,203	609
United States.....	298,109	34,371	44,564	41,393	25,793	Foreign Countries.....	298,230	21,930	35,361	25,184
Total.....	298,985	34,371	44,564	41,393	25,793					

DRAIN TILES, NOT GLAZED. (Dutiable.)

	\$	\$	\$	\$	\$	\$	\$	\$	\$	\$
United Kingdom.....	964	53	300	292	416	RECAPITULATION.				
United States.....	1,868	859	1,855	1,456	416	British Empire.....	964	53	300	292
						Foreign Countries.....	1,868	859	1,855	1,456
Total.....	2,832	912	2,155	1,748	416					416

No. 19—Imports for Consumption, by Articles and Countries, during Fiscal Years ended March 31, 1915-1919—*Con.*

Imported from—	1915	1916	1917	1918	1919	Imported from—	1915	1916	1917	1918	1919	
BRICKS, GLAYS AND TILES—Concluded.												
MANUFACTURES OF CLAY, N.O.P. (Dutiable.)												
United Kingdom.....	\$ 11,027	\$ 9,849	\$ 10,532	\$ 17,177	\$ 27,816	RECAPITULATION. British Empire Foreign Countries.....	\$ 11,027	\$ 9,849	\$ 10,532	\$ 17,177	\$ 27,816	
Hong Kong.....				4	4							
France.....	122		5									
Germany.....	170	2	191	481								
Japan.....	18			703								
Sweden.....	151,058	54,196	86,172	122,951	135,673							
United States.....							11,027	9,849	10,532	17,177	27,816	
Total.....	155,995	64,047	96,810	141,372	163,493		154,368	54,198	86,278	124,195	135,673	
RECAPITULATION—BRICKS, GLAYS AND TILES. (Dutiable and Free.)												
United Kingdom.....	\$ 207,389	\$ 215,137	\$ 230,315	\$ 258,127	\$ 215,471	RECAPITULATION. British Empire Foreign Countries.....	\$ 207,389	\$ 215,137	\$ 230,315	\$ 258,127	\$ 215,471	
Hong Kong.....				12	4							
Belgium.....	218		5									
France.....	213											
Germany.....	2,289	66	140	525	313							
Japan.....	42				597							
Mexico.....		7										
Spain.....												
Sweden.....	2,161	447		703								
Total.....	212,019	215,657	230,455	258,840	216,381		207,389	215,137	230,315	258,127	215,471	
BRISTLES, ANIMAL. (Free.)												
United Kingdom.....	Lb. 79,790	Lb. 42,707	Lb. 54,381	Lb. 41,730	Lb. 137,652	RECAPITULATION. British Empire Foreign Countries.....	\$ 61,010	\$ 41,055	\$ 56,049	\$ 56,794	\$ 25,017	
China.....		12,800	21,735	52,690	69,060			9,200	13,872	20,508	53,339	53,339
France.....	1,134	3,659	1,093	870	5,200			1,049	1,484	1,514	5,158	5,158
Germany.....	5,144							1,315				
Japan.....				60								
United States.....	61,888	128,225	136,749	125,923	87,010			67,557	130,845	150,845	155,291	141,195
Total.....	138,956	187,352	211,008	221,273	162,952		132,010	202,250	210,323	210,323	221,709	
RECAPITULATION.												
British Empire.....	79,790	42,707	54,381	41,730	137,652		61,010	41,055	56,049	56,794	25,017	
Foreign Countries.....	68,166	144,645	156,627	179,543	119,300		71,921	133,854	146,201	183,529	190,692	

No. 19—Importers for Consumption, by Articles and Countries, during Fiscal Years ended March 31, 1915-1919—*Con.*

Imported from—	1915	1916	1917	1918	1919	Imported from—	1915	1916	1917	1918	1919
United Kingdom.....	72	854	411	4,791	19	RECAPITULATION:					
United States.....	7	61	411	4,791	561	British Empire.....	72	854	411	4,791	19
Total.....	79	915	441	4,809	580	Foreign Countries.....	7	61	444	4,791	561

CELLULOSE, MOULDED INTO SIZES FOR HANDLES OF KNIVES AND FORKS, NOT BORED OR OTHERWISE MANUFACTURED; MOULDED CELLULOSE BALLS AND CYLINDERS COATED WITH TINFOIL OR NOT, BUT NOT FINISHED OR FURTHER MANUFACTURED, AND CELLULOSE LAMP SHADE BLANKS AND COMB BLANKS. (Dutiable.)

CELLULOSE, NYLONITE OR NYLONITE IN SHEETS, LUMPS, BLOCKS, RODS OR BARS, NOT FURTHER MANUFACTURED THAN MOULDED OR PRESSED. (Dutiable. (Free under Preferential and when for use in Canadian manufacture.)

United Kingdom.....	\$ 34,245	\$ 8,594	\$ 9,430	\$ 4,417	\$	RECAPITULATION:	\$	\$	\$	\$	\$
France.....	737	513	135	4,117	British Empire.....	34,245	8,594	9,930	4,417
Germany.....	8,363	150,318	295,434	341,992	671,405	Foreign Countries.....	81,163	159,731	465,500	341,992	671,405
United States.....	75,942	159,322	275,520	316,139	671,405	Total.....	118,403	159,322	275,520	316,139	671,405

CELLULOSE, MANUFACTURES OF, N.O.P. (Dutiable.)

United Kingdom.....	\$ 11,200	\$ 8,915	\$ 16,380	\$ 12,725	\$ 7,180	Switzerland.....	\$ 105	\$ 5	\$	\$	\$
Hong Kong.....	1,897	1	1	243	64	United States.....	39,116	43,444	90,278	123,440	210,764
Austria-Hungary.....	2,822	3,231	358	243	121	Total.....	57,791	55,617	107,487	136,605	218,193
Germany.....	2,951	10	6	197	12	RECAPITULATION:	11,200	8,919	16,380	12,725	7,233
Italy.....	82	8	82	197	43	British Empire.....	49,384	56,608	91,008	123,880	210,940
Japan.....	Foreign Countries.....
Netherlands.....	Total.....	60,684	65,527	107,487	136,605	218,193

CEMENT, PORTLAND AND HYDRAULIC OR WATER-LIME. (Dutiable.)

	Cwt.	Cwt.	Cwt.	Cwt.	Cwt.	RECAPITULATION:	\$	\$	\$	\$	\$
United Kingdom.....	91,335	1,063	4	294	294	United Kingdom.....	31,388	472	5	5	2,749
Belgium.....	6,803	Belgium.....	2,695
Japan.....	40	Japan.....	20
United States.....	190,224	93,073	63,070	26,243	26,393	United States.....	86,510	36,576	29,714	17,417	23,688
Total.....	287,402	94,136	63,074	26,243	26,687	Total.....	123,613	37,048	29,719	17,417	26,437
RECAPITULATION:	90,335	1,063	4	294	294	British Empire.....	31,388	472	5	5	2,749
Foreign Countries.....	197,067	93,073	63,070	26,243	26,393	Foreign Countries.....	89,225	36,576	29,714	17,417	23,688

No. 19—Imports for Consumption, by Articles and Countries, during Fiscal Years ended March 31, 1915-1919—Con.

Imported from—	1915	1916	1917	1918	1919	Imported from—	1915	1916	1917	1918	1919
CLOCKS AND WATCHES—Concluded.											
TIME RECORDERS AND PARTS. (Datable.)											
United Kingdom.....	\$	\$	\$	\$	\$	RECAPITULATION:	\$	\$	\$	\$	\$
Switzerland.....						British Empire.....	35,034				
United States.....						Foreign Countries.....	31,766				34,766
Total.....											35,034
WATCHES. (Datable.)											
United Kingdom.....	\$	\$	\$	\$	\$	United States.....	\$	\$	\$	\$	\$
British Oceania—						Total.....	23,876	14,828	11,656	10,305	10,563
Australia.....	27	31				RECAPITULATION:					
France.....	1,127	40	1,018	2,072		British Empire.....	23,727	17,320	20,993	14,536	13,245
Germany.....	3,609	61		73		Foreign Countries.....	50,613	52,530	93,833	76,435	49,837
Japan.....		8									
Switzerland.....	21,974	37,410	78,154	63,915	39,271						
WATCH CASES AND PARTS THEREOF, FINISHED OR UNFINISHED. (Datable.)											
United Kingdom.....	\$	\$	\$	\$	\$	United States.....	\$	\$	\$	\$	\$
France.....	14,965	8,051	5,993	1,884	817	Total.....	53,563	55,937	75,496	106,534	122,451
Germany.....	4,470	923	806		310	RECAPITULATION:					
Japan.....	968					British Empire.....	91,694	94,223	158,169	152,727	171,460
Sweden.....	41					Foreign Countries.....	14,965	8,054	5,993	1,884	847
Switzerland.....	21,085	29,309	75,874	41,309	47,822		79,729	86,169	152,176	150,843	170,613
WATCH ACTIONS AND MOVEMENTS AND PARTS THEREOF, FINISHED OR UNFINISHED, INCLUDING WINDING BARS AND SLEEVES. (Datable.)											
United Kingdom.....	\$	\$	\$	\$	\$	United States.....	\$	\$	\$	\$	\$
France.....	57,367	43,447	46,840	29,306	10,736	Total.....	456,018	619,608	919,651	839,008	804,783
Germany.....	4,233	8,950	15,216	20,192	3,303	RECAPITULATION:					
Japan.....	4,499				447	British Empire.....	707,115	903,475	1,576,292	1,408,062	1,518,348
Switzerland.....	185,028	231,470	504,582	810	609,079	Foreign Countries.....	57,367	43,447	46,840	29,306	10,736
				549,286			649,778	800,025	1,529,452	1,379,350	1,507,612

SESSIONAL PAPER No. 106

RECAPITULATION—CLOCKS AND WATCHES. (Dutiable.)

United Kingdom.....	\$ 130,037	\$ 89,975	\$ 80,514	\$ 47,344	\$ 26,538	\$ 235,577	\$ 298,863	\$ 748,977	\$ 696,500
British Oceania—						816,871	1,046,248	1,545,400	1,719,156
Australia.....		34			10				
Austria-Hungary.....	582								
Belgium.....	747								
France.....	9,205	11,379	18,547	22,405	3,749				
Germany.....	49,287	61			2,196				
Japan.....	65	239	576	7,963					
Netherlands.....	135	22							
Sweden.....	41	29							
Total.....						1,242,548	1,445,953	2,391,044	2,448,449
Switzerland.....									
United States.....									
Total.....									
RECAPITULATION.....									
British Empire.....						130,037	89,109	80,514	47,344
Foreign Countries.....						1,112,511	1,356,844	2,313,530	2,201,500

CLOTHES WRINGERS AND PARTS THEREOF FOR DOMESTIC USE. (Dutiable.)

United Kingdom.....	\$ 43	\$ 22,135	\$ 33,301	\$ 23,887	\$ 32,068	\$ 26,101	\$ 22,135	\$ 33,304	\$ 23,887
United States.....	26,101					43		11	
Total.....	26,144	22,135	33,315	23,887	32,068	26,101	22,135	33,304	23,887
RECAPITULATION.....									
British Empire.....						43		11	
Foreign Countries.....						26,101	22,135	33,304	23,887

CLOTHING AND BOOKS, DONATIONS OF, FOR CHARITABLE PURPOSES. (Free.)

United Kingdom.....	\$ 4,993	\$ 6,659	\$ 4,080	\$ 1,248	\$ 2,184	\$ 70	\$ 62,933	\$ 54,538	\$ 38,903
Bermuda.....	10					2			
British Africa, South.....	3					3			
British East Indies.....						10			
India.....	25	6	3		20	25	55,886	50,182	37,592
British Oceania—									
Australia.....			3			69,048	62,933	54,538	38,903
New Zealand.....	15		12	2					
British West Indies.....	5								
Hong Kong.....	123	235	95	61	51				
Newfoundland.....	15				10				
China.....	10	1							
Denmark.....	10								
France.....	819	146	163		235	5,174	6,900	4,193	1,311
Total.....						60,874	56,033	50,345	37,592
RECAPITULATION.....									
British Empire.....						5,174	6,900	4,193	1,311
Foreign Countries.....						60,874	56,033	50,345	37,592

COAL, COKE AND CHARCOAL. (Dutiable.)

United Kingdom.....	\$ 142	\$ 130	\$ 39	\$ 133	\$ 274	\$ 142	\$ 82,511	\$ 87,004	\$ 133
France.....	208	807	191	120		95,783			121,193
Germany.....	279								
Japan.....	101	144	132	47	36				
Turkey.....	8								
United States.....	95,297	81,569	86,711	121,028	124,614	142	130	39	124,934
Total.....	95,925	82,641	87,043	121,328	124,924	95,783	82,511	87,004	121,193
RECAPITULATION.....									
British Empire.....						142	130	39	133
Foreign Countries.....						95,783	82,511	87,004	121,193

No. 19—Imports for Consumption, by Articles and Countries, during Fiscal Years ended March 31, 1915-1919—*Con.*

Imported from—	1915	1916	1917	1918	1919	Imported from—	1915	1916	1917	1918	1919
COAL, COKE AND CHARCOAL—Continued.											
COAL, ANTHRACITE, GRATE, EGG, STOVE AND NUT. (Free.)											
United Kingdom.....	Ton	Ton	Ton	Ton	Ton	United Kingdom.....	\$	\$	\$	\$	\$
United States.....	111	4,345,084	407,593	407,593	407,593	United States.....	949	24,806,609	24,806,609	24,806,609	24,806,609
Total.....	4,345,195	4,345,195	407,593	407,593	407,593	Total.....	24,806,558	24,806,558	24,806,558	24,806,558	24,806,558
RECAPITULATION.											
British Empire.....	111	4,345,084	407,593	407,593	407,593	British Empire.....	949	24,806,609	24,806,609	24,806,609	24,806,609
Foreign Countries.....						Foreign Countries.....					
COAL, ANTHRACITE, N. O. P., PEA, BUCKWHEAT, RICE AND BARLEY. (Free.)											
United Kingdom.....	Ton	Ton	Ton	Ton	Ton	United Kingdom.....	\$	\$	\$	\$	\$
United States.....	407,593	407,593	407,593	407,593	407,593	United States.....	1,385,240	1,385,240	1,385,240	1,385,240	1,385,240
Total.....	407,593	407,593	407,593	407,593	407,593	Total.....	1,385,240	1,385,240	1,385,240	1,385,240	1,385,240
RECAPITULATION.											
British Empire.....	407,593	407,593	407,593	407,593	407,593	British Empire.....	1,385,240	1,385,240	1,385,240	1,385,240	1,385,240
Foreign Countries.....						Foreign Countries.....					
COAL, ANTHRACITE, AND ANTHRACITE DUST. (Free.)											
United Kingdom.....	Ton	Ton	Ton	Ton	Ton	United Kingdom.....	\$	\$	\$	\$	\$
Newfoundland.....	27,114	2,859	1,049	3,280	3,280	Newfoundland.....	129,712	14,678	8,603	25,598	25,598
China.....	25	5	4,571,391	5,253,014	5,253,014	China.....	173	18	22,797,533	28,021,628	28,021,628
United States.....	4,356,298	4,426,279	4,571,391	5,253,014	5,253,014	United States.....	20,797,654	20,445,875	22,797,533	28,021,628	28,021,628
Total.....	4,383,407	4,429,143	4,572,410	5,256,294	5,256,294	Total.....	20,927,539	20,460,571	22,806,156	28,047,226	28,047,226
RECAPITULATION.											
British Empire.....	27,139	2,859	1,049	3,280	3,280	British Empire.....	129,885	14,678	8,603	25,598	25,598
Foreign Countries.....	4,356,298	4,426,284	4,571,391	5,253,014	5,253,014	Foreign Countries.....	20,797,654	20,445,893	22,797,533	28,021,628	28,021,628

SESSIONAL PAPER No. 10b

COAL, BITUMINOUS, ROUND, AND RUN OF THE MINE, AND COAL, N.O.P. (Dutiable.)

	Ton	Ton	Ton	Ton	Ton	Ton	Ton	Ton	\$	\$	\$	\$	\$
United Kingdom.....	11,261	1,384	1,163	1,993	290	38,230	6,213	5,123	4,477	1,235			
British Oceania—													
Australia.....	6,829,645	6,949,540	9,685,381	13,251,297	13,536,452	12,882,759	7,908,125	15,048,802	37,138,296	36,747,877			
Alaska.....	73					195							
Total.....	6,840,979	6,950,927	9,686,544	13,253,290	13,536,712	12,921,184	7,914,333	15,053,925	37,142,773	36,749,112			
RECAPITULATION.													
British Empire.....	11,261	1,387	1,163	1,993	290	38,230	6,228	5,123	4,477	1,235			
Foreign Countries.....	6,829,718	6,949,540	9,685,381	13,251,297	13,536,452	12,882,954	7,908,125	15,048,802	37,138,296	36,747,877			

COAL, BITUMINOUS, SLACK, SUCH AS WILL PASS THROUGH A 4-INCH SCREEN. (Dutiable.)

	Ton	Ton	Ton	Ton	Ton	Ton	Ton	Ton	\$	\$	\$	\$	\$
United Kingdom.....	1,321	532	6,812	226	1,915	866	330	866	9,190	330			
United States.....	2,283,520	2,678,853	3,139,898	3,012,057	3,012,057	3,214,736	2,302,938	4,215,479	9,125,752	7,661,765			
Total.....	2,283,520	2,680,174	3,146,710	3,012,283	3,012,283	3,214,736	2,304,853	4,216,345	9,134,912	7,662,095			
RECAPITULATION.													
British Empire.....	1,321	532	6,812	226	1,915	866	330	866	9,190	330			
Foreign Countries.....	2,283,520	2,678,853	3,139,898	3,012,057	3,012,057	3,214,736	2,302,938	4,215,479	9,125,752	7,661,765			

COKE. (Free.)

	Ton	Ton	Ton	Ton	Ton	Ton	Ton	Ton	\$	\$	\$	\$	\$
United Kingdom.....	161	563	850	969	1,075,491	844	4,883	8,875	7,154,014	8,100,916			
Japan.....	506,638	693,044	755,702	969,932	1,075,491	1,444,992	1,745,828	2,677,849	7,154,014	8,100,916			
United States.....	506,790	693,007	756,602	969,932	1,075,491	1,445,836	1,750,711	2,680,881	7,154,014	8,100,916			
Total.....	1,174,529	1,949,614	2,362,154	2,948,864	3,226,473	3,735,264	3,601,354	5,369,511	14,458,042	16,301,748			
RECAPITULATION.													
British Empire.....	161	563	850	969	1,075,491	844	4,883	8,875	7,154,014	8,100,916			
Foreign Countries.....	506,638	693,044	755,732	969,932	1,075,491	1,444,992	1,745,828	2,678,006	7,154,014	8,100,916			

COKE, GROUND, WHEN IMPORTED BY MANUFACTURERS OF ELECTRIC BATTERIES, FOR USE IN THEIR OWN FACTORIES IN THE MANUFACTURE OF SUCH BATTERIES. (Free.)

	Cwt.	Cwt.	Cwt.	Cwt.	Cwt.	Cwt.	Cwt.	Cwt.	\$	\$	\$	\$	\$
United Kingdom.....	11,280	7,526	8,864	11,846	14,517	14,420	8,905	9,908	14,232	25,076			
United States.....	11,280	7,526	8,864	11,846	14,517	14,420	8,905	9,908	14,232	25,076			
Total.....	11,280	7,526	8,864	11,846	14,517	14,420	8,905	9,908	14,232	25,076			
RECAPITULATION.													
British Empire.....	11,280	7,526	8,864	11,846	14,517	14,420	8,905	9,908	14,232	25,076			
Foreign Countries.....	11,280	7,526	8,864	11,846	14,517	14,420	8,905	9,908	14,232	25,076			

No. 19—Imports for Consumption, by Articles and Countries, during Fiscal Years ended March 31, 1915-1919—Con.

Imported from—	1915	1916	1917	1918	1919	Imported from—	1915	1916	1917	1918	1919
RECAPITULATION—COAL, CHARCOAL AND COKE. (Datable and I Free.)											
United Kingdom.....	\$ 168,928	\$ 27,819	\$ 23,506	\$ 39,398	\$ 2,514	United States.....	\$ 38,449,708	\$ 32,492,421	\$ 44,836,392	\$ 81,571,990	\$ 78,911,097
British Oceania—						Alaska.....	195				
Australia.....	173	15				Total.....	38,619,610	32,521,224	41,890,348	81,614,515	78,913,921
Newfoundland.....						RECAPITULATION.					
China.....	18	18	161	129	274	British Empire.....	109,191	97,834	23,506	39,398	2,514
France.....	259	807				Foreign Countries.....	38,450,539	32,453,390	41,836,812	81,555,117	78,911,407
Germany.....	101	141	289	47	36						
Japan.....											
Turkey.....	8										

COLLECTIONS OF ANTIQUITIES WHEN IMPORTED FOR OR BY PUBLIC MUSEUMS, PUBLIC LIBRARIES, UNIVERSITIES, COLLEGES OR SCHOOLS, AND WHICH ARE TO BE PLACED IN SUCH INSTITUTIONS. (Free.)

United Kingdom.....	\$ 5,038	\$ 2,104	\$ 126	\$	\$	\$	\$	\$	\$	\$	\$
Newfoundland.....	49										
China.....	816	3,910	1,084	993	612	RECAPITULATION.					
United States.....					658	British Empire.....	5,078	2,104	126	993	1,280
Total.....	5,894	6,023	1,210	993	1,280	Foreign Countries.....	816	3,919	1,084		

COMBS. (Datable.)

United Kingdom.....	\$ 63,440	\$ 49,182	\$ 70,485	\$ 55,188	\$ 37,791	Switzerland.....	\$ 32	\$ 112,157	\$ 140,601		
Hong Kong.....	18	18	61	113	184	United States.....	59,811	106,370	173,289		
Austria-Hungary.....	1,054					Total.....	126,687	183,912	188,972		
China.....	3	3	1			RECAPITULATION.					
France.....	9,646	4,633	5,127	1,255	4,091	British Empire.....	63,486	49,201	70,546	37,915	
Germany.....	24,971	57				Foreign Countries.....	63,201	59,967	113,366	159,127	
Italy.....	72										
Japan.....	69	533	1,836	4,576	5,453						

COMMUNION SETS OF METAL, GLASS OR WOOD. (Free.)

United Kingdom.....	\$ 751	\$ 320	\$ 605	\$ 1,417	\$ 1,755	RECAPITULATION.					
France.....	3,239	10,473	18,467	12,434	9,046	British Empire.....	751	320	605	1,417	1,755
Germany.....	42					Foreign Countries.....	22,904	17,399	28,984	22,843	22,511
Italy.....	240										
United States.....	8,483	6,926	10,517	10,409	13,455						
Total.....	12,755	17,719	29,589	24,260	24,266						

SESSIONAL PAPER No. 10b

COSTUMES AND SCENERY, THEATRICAL. (Dutiable.)

United Kingdom.....	\$ 21	\$ 17	\$ 15	\$	\$	\$	\$
France.....	24						
United States.....	8,247	2,979	13,243	2,504	15	17	15
Total.....	8,322	2,996	13,243	2,519	21	2,979	15
					4,698	4,698	13,243
					8,301	8,301	2,504

COTTON THREAD, NITRATE OF THORIUM AND NITRATE OF GERIUM, FOR USE IN THE MANUFACTURE OF INCANDESCENT GAS MANTELS, WHEN IMPORTED BY MANUFACTURERS OF SUCH MANTELS OR OF STOCKINGS FOR SUCH MANTELS. (Free.)

United Kingdom.....	\$	\$	\$	\$	\$	\$	\$
Germany.....	809	274	1,635	671			
United States.....	2,412						
Total.....	2,576	13,875	15,613	11,327	809	274	671
	5,527	14,119	17,248	14,998	4,718	13,875	15,613
					9,285	9,285	14,327

CRUCIBLES, CLAY, SAND OR PLUMBAGO. (Free.)

United Kingdom.....	\$ 13,097	\$ 14,620	\$ 313,293	\$ 62,481	\$	\$	\$
Japan.....			103				
United States.....	37,749	140,328	97,537	47,014	13,097	14,620	62,481
Total.....	50,846	154,948	410,933	109,495	37,749	140,328	47,014
					309,487	309,487	62,481
					552,849	552,849	47,014

CURLING STONES AND HANDLES THEREFOR. (Dutiable. Free under Preferential.)

United Kingdom.....	\$ 8,928	\$ 9,003	\$ 594	\$ 1,160	\$	\$	\$
United States.....	74		10	22			
Total.....	9,002	9,003	514	1,182	8,928	9,003	594
					74	10	22

CYCLOMETERS, PEDOMETERS AND SPEEDOMETERS. (Dutiable.)

United Kingdom.....	\$ 204	\$ 60	\$	\$	\$	\$	\$
Germany.....	51						
United States.....	50,007	148,000	201,619	143,731	204	60	143,731
Total.....	50,262	148,060	201,619	143,731	204	60	143,731
					50,058	148,000	204,619
					114,372	114,372	204,619

No. 19—Imports for Consumption, by Articles and Countries, during Fiscal Years ended March 31, 1915-1919—*Con.*

Imported from—	1915	1916	1917	1918	1919	1915	1916	1917	1918	1919
DAMAGED GOODS, UNDER SECTIONS 49 TO 53 OF REVISED STATUTES, CAP. 32. (Dutiable.)										
United Kingdom	\$ 3,313	\$ 1,142	\$ 200	\$ 412	\$ 116	\$	\$ 106	\$	\$	\$
British East Indies—						48,163	4,252	3,699	474	1,058
Straits Settlements		5							223	
British Oceania—										
Australia		330		5,974		51,612	10,782	3,941	7,083	1,174
Brazil		1,105								
France		68	38							
Italy		128	4							
Japan		3,654								
Netherlands		68								
RECAPITULATION.										
British Empire						3,313	1,147	200	6,386	116
Foreign Countries						48,209	9,635	3,741	697	1,058

DONATIONS, CASUAL, FROM ABROAD, SENT BY FRIENDS, AND NOT BEING ADVERTISING MATTER, TOBACCO, ARTICLES CONTAINING SPIRITS OR MERCHANDISE FOR SALE—WHEN THE DUTY OTHERWISE PAYABLE THEREON DOES NOT EXCEED FIFTY CENTS IN ANY ONE CASE. (Free.)

United Kingdom	\$ 65	\$ 430	\$ 12,749	\$ 22,728	\$ 24,697	\$	\$ 6	\$ 416	\$ 910	\$ 491
Bermuda			1	167					73	30
British East Indies—										
India				250	16			60		
British Oceania—								3		
Australia			13	50		349	3,696	46,048	132,111	253,971
British West Indies				228	3				19	
Barbados										
Jamaica										
Trinidad and Tobago										
Other			2					59,292	160,767	273,229
Egypt				2	13					
Newfoundland				4,229	3					
China					5					
RECAPITULATION.										
British Empire						65	430	12,765	27,651	24,732
Foreign Countries						349	3,702	46,527	133,113	254,497

DRUGS, DYES, CHEMICALS AND MEDICINES.

ACIDS, ACETIC AND PYROLIGNEOUS, CRUDE, OF ANY STRENGTH NOT EXCEEDING 30 PER CENT. (Dutiable.)

United Kingdom	Gal. 11	Gal. 631	Gal. 1,005	Gal.	Gal.	\$ 10	\$ 130	\$ 665	\$	\$
Sweden	10					2				
United States	1,940	1,258	4,037	1,735	4,029	431	236	1,809	1,168	1,020
Total	1,951	1,889	5,042	1,735	4,029	443	336	2,474	1,168	1,020
RECAPITULATION.										
British Empire	11	631	1,005			10	130	665		
Foreign Countries	1,930	1,258	4,037	1,735	4,029	433	236	1,809	1,168	1,020

SESSIONAL PAPER No. 106

ACIDS, ACETIC AND PYROLIGNEOUS, IN EXCESS OF STRENGTH OF PROOF. (Dutiable.)

	Gal.	Gal.	Gal.	Gal.	Gal.	Gal.	Gal.	\$	\$	\$	\$	\$
United Kingdom.....	1,322	946	707	36	7			1,557	1,028		125	25
United States.....	480	1,716	12,348	5,752	3,413			520	0,652		55,175	21,499
Total.....	1,802	2,662	13,055	5,788	3,420			2,077	10,680		55,300	21,524
RECAPITULATION.												
British Empire.....	1,322	946	707	36	7			1,557	1,028		125	25
Foreign Countries.....	480	1,716	12,348	5,752	3,413			520	0,652		55,175	21,499

ACIDS, ACETIC AND PYROLIGNEOUS, N.O.P., NOT EXCEEDING PROOF STRENGTH. (Dutiable.)

	Gal.	Gal.	Gal.	Gal.	Gal.	Gal.	Gal.	\$	\$	\$	\$	\$
United Kingdom.....	18	2,214	2,508	84	43			29	1,309		12	20
United States.....	1,673	2,214	2,508	84	43			1,163	1,309		51	20
Total.....	1,691	2,217	2,511	86	43			1,192	1,317		63	20
RECAPITULATION.												
British Empire.....	18	2,214	2,508	84	43			29	1,309		12	20
Foreign Countries.....	1,673	2,214	2,508	84	43			1,163	1,309		51	20

ACID, BORACIC, IN PACKAGES OF NOT LESS THAN 25 POUNDS. (Free.)

	Lb.	Lb.	Lb.	Lb.	Lb.	Lb.	Lb.	\$	\$	\$	\$	\$
United Kingdom.....	107,663	62,246	22,764	42,682	4,480			7,653	4,570		2,411	773
Germany.....	6,720	6,720						439				
United States.....	272,555	298,253	390,644	343,444	350,372			17,866	28,327		47,284	48,040
Total.....	386,738	360,499	413,408	386,126	354,852			25,978	32,897		49,695	48,813
RECAPITULATION.												
British Empire.....	107,663	62,246	22,764	42,682	4,480			7,653	4,570		2,411	773
Foreign Countries.....	279,075	298,253	390,644	343,444	350,372			18,325	28,327		47,284	48,040

ACID, HYDRO-FLUO-SILICIC. (Free.)

	Lb.	Lb.	Lb.	Lb.	Lb.	Lb.	Lb.	\$	\$	\$	\$	\$
United Kingdom.....	1,110,070	1,362,896	499,467	255	1,656			32,980	45,270		43	145
United States.....	1,110,070	1,362,896	499,467	255	1,656			32,980	45,270		43	145
Total.....	1,110,070	1,362,896	499,467	255	1,656			32,980	45,270		43	145
RECAPITULATION.												
British Empire.....	1,110,070	1,362,896	499,467	255	1,656			32,980	45,270		43	145
Foreign Countries.....	1,110,070	1,362,896	499,467	255	1,656			32,980	45,270		43	145

No. 19—Imports for Consumption, by Articles and Countries, during Fiscal Years ended March 31, 1915-1919—*Con.*

Imported from—	1915	1916	1917	1918	1919	Imported from—	1915	1916	1917	1918	1919
DRUGS, DYES, CHEMICALS AND MEDICINES—Continued.											
ACID, MURIATIC. (Dutiable.)											
United Kingdom.....	Lb.	Lb.	Lb.	Lb.	Lb.	United Kingdom.....	\$	\$	\$	\$	\$
United States.....	153,740	75,298	90,064	84,289	95,618	United States.....	3,101	3,524	5,156	6,639	7,558
Total.....	153,740	75,298	90,064	84,289	95,618	Total.....	3,101	3,524	5,156	6,639	7,558
RECAPITULATION.											
British Empire.....	153,740	75,268	90,064	84,289	95,618	British Empire.....	3,101	3,524	5,156	6,639	7,558
Foreign Countries.....						Foreign Countries.....					

ACID, NITRIC. (Dutiable.)											
United Kingdom.....	Lb.	Lb.	Lb.	Lb.	Lb.	United Kingdom.....	\$	\$	\$	\$	\$
United States.....	71,538	64,248	116,425	84,406	128,722	United States.....	4,790	5,657	11,048	10,330	18,644
Total.....	71,538	64,248	117,087	84,406	128,722	Total.....	4,790	5,657	11,286	10,330	18,644
RECAPITULATION.											
British Empire.....	71,538	64,248	116,262	84,406	128,722	British Empire.....	4,790	5,657	11,048	10,330	18,644
Foreign Countries.....						Foreign Countries.....			238		

ACID, OXALIC. (Free.)											
United Kingdom.....	Lb.	Lb.	Lb.	Lb.	Lb.	United Kingdom.....	\$	\$	\$	\$	\$
Belgium.....	64,018	139,948	78,010	131,823	94,187	Belgium.....	5,644	35,297	25,670	41,079	33,911
Germany.....	34,363					Germany.....	2,333				
Switzerland.....	41,791					Switzerland.....	119				
United States.....	131,777	63,593	2,581	11,555	13,059	United States.....	13,069	13,968	1,270	5,292	5,957
Total.....	274,302	203,641	80,591	143,378	107,246	Total.....	23,124	49,265	26,940	46,371	39,868
RECAPITULATION.											
British Empire.....	64,018	139,948	78,010	131,823	94,187	British Empire.....	5,644	35,297	25,670	41,079	33,911
Foreign Countries.....	210,284	63,593	2,581	11,555	13,059	Foreign Countries.....	17,480	13,968	1,270	5,292	5,957

SESSIONAL PAPER No. 10b

ACID PHOSPHATE, NOT MEDICINAL. (Dutiable.)

United Kingdom.....	Lb.	Lb.	Lb.	Lb.	Lb.	Lb.	Lb.	\$	\$	\$	\$	\$
United States.....	150,252	34,488	13,728	130,596	2,029,158	2,559,432	3,102,460	6,349	5,504	1,882	686	307,891
Total.....	1,888,663	2,909,224	2,559,432	2,909,224	2,943,712	2,573,160	3,102,460	94,455	110,735	164,405	205,469	307,891
RECAPITULATION.												
British Empire.....	150,252	34,488	13,728	130,596				6,349	5,504	1,882	686	307,891
Foreign Countries.....	1,688,663	2,909,224	2,559,432	2,909,224	2,943,712	2,573,160	3,102,460	94,455	110,735	164,405	205,469	307,891

ACID, STEARIC. (Dutiable.)

United Kingdom.....	Lb.	Lb.	Lb.	Lb.	Lb.	Lb.	Lb.	\$	\$	\$	\$	\$
France.....	3,100			10				235	2			
United States.....	359	262,165	200,080	205,887	173,559	173,559	173,559	127	24,562	35,896	38,496	39,202
Total.....	163,700	262,165	200,080	205,897	173,559	173,559	173,559	14,549	24,564	35,896	38,496	39,202
RECAPITULATION.												
British Empire.....	3,100			10				235	2			
Foreign Countries.....	160,600	262,165	200,080	205,887	173,559	173,559	173,559	14,314	24,562	35,896	38,496	39,202

ACID, SULPHURIC. (Dutiable.)

United Kingdom.....	Lb.	Lb.	Lb.	Lb.	Lb.	Lb.	Lb.	\$	\$	\$	\$	\$
United States.....	315,451	3,765,668	3,765,668	3,765,668	3,765,668	3,765,668	12,185,903	6,357	42,159	80,658	17,791	206,691
Total.....	315,451	3,765,668	3,765,668	3,765,668	3,765,668	3,765,668	12,185,903	6,357	42,159	80,658	17,791	206,691
RECAPITULATION.												
British Empire.....	315,451	3,765,668	3,765,668	3,765,668	3,765,668	3,765,668	12,185,903	6,357	42,159	80,658	17,791	206,691
Foreign Countries.....												

ACID, TANNIC. (Free.)

United Kingdom.....	Lb.	Lb.	Lb.	Lb.	Lb.	Lb.	Lb.	\$	\$	\$	\$	\$
Germany.....	632	1,372	28	38	330	17,467	33,181	376	50	820	38	
United States.....	18,551	25,297	17,467	22,322	25,297	17,467	33,181	6,347	10,052	12,431	11,636	23,429
Total.....	19,513	26,669	17,495	22,360	26,669	17,495	33,181	0,865	10,102	13,251	11,674	23,429
RECAPITULATION.												
British Empire.....	632	1,372	28	38	330	17,467	33,181	376	50	820	38	
Foreign Countries.....	18,881	25,297	17,467	22,322	25,297	17,467	33,181	6,489	10,052	12,431	11,636	23,429

No. 19—Imports for Consumption, by Articles and Countries, during Fiscal Years ended March 31, 1915-1919—*Con.*

Imported from—	1915	1916	1917	1918	1919	Imported from—	1915	1916	1917	1918	1919
DRUGS, DYES, CHEMICALS AND MEDICINES—Continued.											
ACIDS, N.O.P. (Datable.)											
United Kingdom.....	Lb.	Lb.	Lb.	Lb.	Lb.	United Kingdom.....	\$	\$	\$	\$	\$
Belgium.....	182,241	134,611	98,309	145,373	202,512	Belgium.....	49,145	65,693	57,377	82,852	120,488
France.....	1,694	316	France.....	82	344
Germany.....	139	Germany.....	60
Italy.....	11,839	30	Italy.....	4,569	27
Japan.....	551	5	Japan.....	329
Switzerland.....	109	630	34	5	37	Switzerland.....	39	821	358	103	850
United States.....	490,465	505,265	660,757	814,787	1,475,567	United States.....	42,527	229,976	311,119	271,651	205,968
Total.....	596,931	640,536	759,426	960,165	1,678,121	Total.....	96,733	296,517	369,198	351,606	327,907
RECAPITULATION.											
British Empire.....	182,241	134,611	98,309	145,373	202,512	British Empire.....	49,145	65,693	57,377	82,852	120,488
Foreign Countries.....	414,690	505,925	661,117	814,792	1,475,609	Foreign Countries.....	47,588	230,824	311,821	271,754	206,519

ALBUMEN, BLOOD, EGG ALBUMEN AND EGG YOLK. (Datable.)

United Kingdom.....	\$	41	14,965	0,570	3,150	\$	542	22,413	63,517	79,978	175,236	129,309
Hong Kong.....	236
Belgium.....	1,660
China.....	43
Germany.....	20,453
Japan.....
United States.....
Total.....
RECAPITULATION.												
British Empire.....
Foreign Countries.....

ALUM, IN BULK, GROUND OR UNGROUND, BUT NOT CALCINED, AND SULPHATE OF ALUMINA OR ALUM CAKE. (Datable. (Price under Preferential.)

United Kingdom.....	Lb.	Lb.	Lb.	Lb.	Lb.	Lb.	\$	\$	\$	\$	\$	\$
United Kingdom.....	3,607,737	1,713,106	2,268,906	1,280,995	1,838,047	United Kingdom.....	30,158	21,286	38,909	41,827	45,763	45,763
Newfoundland.....	490	Newfoundland.....	22
Germany.....	1,672,867	21,739,644	23,978,784	22,238,740	23,991,807	Germany.....	16,994	233,522	430,363	363,427	415,137	415,137
United States.....	16,627,230	21,739,644	23,978,784	22,238,740	23,991,807	United States.....	146,977	233,522	430,363	363,427	415,137	415,137
Total.....	21,307,834	23,434,150	26,247,790	23,519,735	25,528,854	Total.....	188,129	254,839	469,272	405,254	460,810	460,810
RECAPITULATION.												
British Empire.....	3,607,737	1,713,596	2,268,906	1,280,995	1,838,047	British Empire.....	30,158	21,308	38,909	41,827	45,763	45,763
Foreign Countries.....	17,700,097	21,729,644	23,978,784	22,238,740	23,990,807	Foreign Countries.....	157,971	233,522	430,363	363,427	415,137	415,137

SESSIONAL PAPER No. 106

AMMONIA, NITRATE OF. (Free.)

	Lb.	Lb.	Lb.	Lb.	Lb.	Lb.	Lb.	\$	\$	\$	\$	\$
United Kingdom.....	489,417	74,404	92,060	6,744				27,317	4,157	5,251	525	
Belgium.....	1,044,089							55,207				
Germany.....	40,402							2,824				
Norway.....	343,800	835,790	635,201	264,245	2,038			19,647	54,167	74,031	31,644	345
United States.....	71,542	826,341	2,127,058	1,404,354	736,017			4,443	63,018	179,932	104,294	85,507
Total.....	1,998,850	1,704,535	2,854,319	1,675,343	738,055			109,498	121,342	259,814	196,433	85,822
RECAPITULATION.												
British Empire.....	489,417	74,404	92,060	6,744				27,317	4,157	5,251	525	
Foreign Countries.....	1,509,433	1,690,131	2,762,259	1,668,599	738,055			82,181	117,185	254,563	195,908	85,822

AMMONIA, SULPHATE OF. (Free.)

	Lb.	Lb.	Lb.	Lb.	Lb.	Lb.	\$	\$	\$	\$	\$	\$
United Kingdom.....	533,026	2,240	112					13,540	68	4		
Germany.....	221							24				
United States.....	419,617	286,639	545,629	200,641	140,153			12,415	10,234	23,010	10,539	6,949
Total.....	952,864	288,879	545,741	200,641	140,153			25,979	10,302	23,014	10,539	6,949
RECAPITULATION.												
British Empire.....	533,026	2,240	112					13,540	68	4		
Foreign Countries.....	419,838	286,639	545,629	200,641	140,153			12,439	10,234	23,010	10,539	6,949

AMYL ACETATE AND ACETONE. (Dutiable.)

	\$	\$	\$	\$	\$	\$	\$	\$	\$	\$	\$	
United Kingdom.....	903		17									
Germany.....	180											
United States.....	31,035	8,623	13,112	15,704	3,420			203	8,623	17	15,704	3,420
Total.....	31,418	8,623	13,129	15,704	3,420			31,215	8,623	13,112	15,704	3,420
RECAPITULATION.												
British Empire.....	903		17									
Foreign Countries.....	30,515	8,623	13,112	15,704	3,420			31,215	8,623	13,112	15,704	3,420

ANILINE DYES, IN PACKAGES OF LESS THAN 1 LB. IN WEIGHT. (Dutiable.)

	Lb.	Lb.	Lb.	Lb.	Lb.	Lb.	\$	\$	\$	\$	\$	\$
United Kingdom.....	10,023	6,983	720	220	550			2,457	803	81	266	475
France.....	70							28				
United States.....	1,719	1,805	6,286	12,392	2,862			752	839	1,398	4,792	2,473
Total.....	11,772	8,788	7,006	12,612	3,412			3,207	1,702	1,479	5,058	2,948
RECAPITULATION.												
British Empire.....	10,023	6,983	720	220	550			2,457	803	81	266	475
Foreign Countries.....	1,749	1,805	6,286	12,392	2,862			810	839	1,398	4,792	2,473

No. 19—Imports for Consumption, by Articles and Countries, during Fiscal Years ended March 31, 1915-1919—*Con.*

Imported from—	1915	1916	1917	1918	1919	Imported from—	1915	1916	1917	1918	1919
United Kingdom	256,071	333,230	626,744	471,856	401,774	United Kingdom	48,760	174,890	447,925	280,757	261,687
Belgium	1,750					Belgium	208				
France	18,163	6,607	33			France	1,600	2,890	288		
Germany	487,821					Germany	84,780				
Switzerland	162,068	77,587	90,117	73,797	69,404	Switzerland	39,005	38,591	34,154	115,085	103,737
United States	842,912	1,526,149	1,131,205	1,140,555	1,321,024	United States	339,700	1,221,146	1,365,529	1,307,571	1,669,273
Total	1,768,788	1,943,573	1,778,190	1,686,118	1,786,202	Total	514,248	1,437,835	1,847,806	1,703,413	2,025,097
RECAPITULATION.						RECAPITULATION.					
British Empire	256,071	333,230	626,744	471,856	404,774	British Empire	48,760	174,890	447,925	280,757	261,687
Foreign Countries	1,512,717	1,610,343	1,151,446	1,214,262	1,381,428	Foreign Countries	465,482	1,262,936	1,399,871	1,422,656	1,763,410

DRUGS, DYES, CHEMICALS AND MEDICINES—Continued.

ANILINE AND COAL-TAR DYES, SOLUBLE IN WATER, IN BULK OR PACKAGES OF NOT LESS THAN 1 LB. WEIGHT, INCLUDING ALIZARINE AND ARTIFICIAL ALIZARINE. (Free.)

ANILINE OIL, CRUDE. (Free.)

Imported from—	1915	1916	1917	1918	1919	Imported from—	1915	1916	1917	1918	1919
United Kingdom	28,716	22,064	159,454	159,454	288,756	United Kingdom	103	6,506	9,524		
United States	340	155,546				United States	103	59,064	90,703	44,046	77,062
Total	340	106,455	177,610	159,454	288,756	Total	103	62,060	100,317	44,046	77,062
RECAPITULATION.						RECAPITULATION.					
British Empire	28,716	22,064	159,454	159,454	288,756	British Empire	103	6,506	9,524		
Foreign Countries	340	155,546				Foreign Countries	103	59,064	90,703	44,046	77,062

ANILINE SALTS. (Free.)

Imported from—	1915	1916	1917	1918	1919	Imported from—	1915	1916	1917	1918	1919
United Kingdom	58,573	17,265	12,330	16,610	2,347	United Kingdom	10,328	2,368			785
United States	596	1,701	12,330	16,610	6,535	United States	10,328	1,774	5,589	7,348	2,559
Total	59,139	18,966	12,330	16,610	8,882	Total	10,410	4,142	5,589	7,348	3,344
RECAPITULATION.						RECAPITULATION.					
British Empire	58,573	17,265	12,330	16,610	2,347	British Empire	10,328	2,368			785
Foreign Countries	596	1,701	12,330	16,610	6,535	Foreign Countries	10,328	1,774	5,589	7,348	2,559

SESSIONAL PAPER No. 10b

ANNATTO, LIQUID OR SOLID. (Free.)

	Lb.	Lb.	Lb.	Lb.	Lb.	Lb.	Lb.	Lb.	\$	\$	\$	\$
United Kingdom.....	1,589	622	440	950	172				240	77	100	283
British West Indies.....				923								106
Denmark.....	470	700	782						75	80	187	
Sweden.....	64,407	84,370	124,016	175,277	70,822				8,145	10,216	22,992	84
United States.....												36,084
Total.....	66,406	85,092	125,238	177,450	70,994				8,460	10,373	23,270	36,557
RECAPITULATION.												
British Empire.....	1,589	622	440	1,873	172				240	77	100	389
Foreign Countries.....	64,877	85,070	124,798	175,577	70,822				8,220	10,296	23,179	36,168

ANTIMONY, OR REGULUS OF, NOT GROUND, PULVERIZED OR OTHERWISE MANUFACTURED. (Free.)

	Lb.	Lb.	Lb.	Lb.	Lb.	Lb.	Lb.	Lb.	\$	\$	\$	\$
United Kingdom.....	1,254,808	967,232	117,032	316,859					133,978	190,247	24,914	55,916
Belgium.....	55,940								2,707		4,301	
China.....			26,880		56,060							5,656
Japan.....					21,060							2,877
United States.....	232,270	344,606	427,481	147,160	414,999				27,696	117,575	103,096	27,701
Total.....	1,543,018	1,311,838	571,393	464,019	490,099				104,471	316,822	132,311	83,617
RECAPITULATION.												
British Empire.....	1,254,808	967,232	117,032	316,859					133,978	190,247	24,914	55,916
Foreign Countries.....	288,210	344,606	454,361	147,160	490,099				30,493	117,575	107,397	27,701

ANTIMONY SALTS FOR DYEING (Free.)

	Lb.	Lb.	Lb.	Lb.	Lb.	Lb.	Lb.	Lb.	\$	\$	\$	\$
United Kingdom.....	28	21,234							2	3,220		
United States.....		1,353								53		
Total.....	28	22,587							2	3,272		
RECAPITULATION.												
British Empire.....	28	21,234							2	3,220		
Foreign Countries.....		1,353								53		

ANTIMONY SALTS, VIZ.: TARTAR EMETIC, CHLORINE AND LACTATE (ANTIMONINE). (Free.)

	Lb.	Lb.	Lb.	Lb.	Lb.	Lb.	Lb.	Lb.	\$	\$	\$	\$
United Kingdom.....	22,612	162	560	300					3,374	32	159	256
Germany.....	9,720								2,396			
United States.....	40,619	16,531	41,695	12,551	36,647				8,409	3,423	13,762	13,637
Total.....	72,951	16,693	42,255	12,851	36,647				14,179	3,455	13,921	13,637
RECAPITULATION.												
British Empire.....	22,612	162	560	300					3,374	32	159	256
Foreign Countries.....	50,339	16,531	41,695	12,551	36,647				10,805	3,423	13,762	13,637

No. 19—Imports for Consumption, by Articles and Countries, during Fiscal Years ended March 31, 1915-1919—*Con.*

Imported from—	1915	1916	1917	1918	1919	Imported from—	1915	1916	1917	1918	1919
DRUGS, DYES, CHEMICALS AND MEDICINES—Continued.											
ARSENIC, SULPHIDE OF. (Free)											
United Kingdom	Lb.	Lb.	Lb.	Lb.	Lb.	United Kingdom	\$	\$	\$	\$	\$
Germany	5,500	1,302	Germany	293	58
United States	6,381	319,412	229,438	195,628	219,175	United States	575	10,305	17,385	20,132	24,671
Total	11,881	320,714	229,438	195,628	219,175	Total	868	10,363	17,385	20,132	24,671
RECAPITULATION.											
British Empire	1,302	British Empire
Foreign Countries	11,881	319,412	229,438	195,628	219,175	Foreign Countries	868	10,305	17,385	20,132	24,671
ARSENIOUS OXIDE. (Free)											
United Kingdom	Lb.	Lb.	Lb.	Lb.	Lb.	United Kingdom	\$	\$	\$	\$	\$
United States	1,289	13,737	46,429	241,988	2,231	United States	47	642	7,707	31,329	678
Total	3,914	13,737	46,429	241,988	2,231	Total	219	642	7,707	31,384	678
RECAPITULATION.											
British Empire	1,289	British Empire	47
Foreign Countries	3,914	13,737	46,429	241,988	2,231	Foreign Countries	219	642	7,707	31,329	678
BACTERIOLOGICAL PRODUCTS OR SERUM FOR SUBCUTANEOUS INJECTION. (Free)											
United Kingdom	\$	\$	\$	\$	\$	United Kingdom	\$	\$	\$	\$	\$
France	6,000	2,900	2,148	5,002	1,049	France
Germany	4,253	4,456	4,075	4,188	3,677	Germany
Italy	40	Italy
United States	95,988	108,805	95,517	98,087	146,988	United States	6,000	2,900	2,148	5,002	1,049
Total	107,568	116,245	101,740	107,367	151,714	Total	100,968	113,345	99,592	102,275	150,665
RECAPITULATION.											
British Empire	British Empire
Foreign Countries	107,568	116,245	101,740	107,367	151,714	Foreign Countries	6,000	2,900	2,148	5,002	1,049
BARIUM PEROXIDE OF NON-ALCOHOLIC, FOR USE IN THE MANUFACTURE OF PEROXIDE OF HYDROGEN, WHEN IMPORTED BY MANUFACTURERS OF PEROXIDE OF HYDROGEN. (Free)											
United Kingdom	Lb.	Lb.	Lb.	Lb.	Lb.	United Kingdom	\$	\$	\$	\$	\$
Belgium	50,250	47,521	60,010	107,279	15,060	Belgium	3,199	8,187	11,972	4,952	3,926
Germany	8,030	Germany	3,480
United States	2,840	United States	123
Total	16,518	10,487	26,058	35,635	107,351	Total	1,771	3,625	7,750	11,549	27,498
RECAPITULATION.											
British Empire	78,078	58,008	86,008	142,914	122,411	British Empire	5,573	11,812	19,723	10,501	31,424
Foreign Countries	50,250	47,521	60,010	107,279	15,060	Foreign Countries	3,199	8,187	11,972	4,952	3,926
Total	27,628	10,487	26,058	35,635	107,351	Total	2,374	3,625	7,750	11,549	27,498

SESSIONAL PAPER No. 10b

BICHLORIDE OF TIN. (Free.)

United Kingdom.....	Lb.	Lb.	Lb.	Lb.	Lb.	Lb.	Lb.	Lb.	Lb.	\$	\$	\$	\$
United States.....	200	93	50	124	124	106	106	29	54	33	33	33	106
Total.....	200	93	50	124	124	106	106	29	54	33	33	33	106
RECAPITULATION.													
British Empire.....	200	93	50	124	124	106	106	29	54	33	33	33	106
Foreign Countries.....													

BINITROLOL, TRINITROLOL AND PERCHLORATE OF AMMONIA, WHEN IMPORTED BY MANUFACTURERS OF EXPLOSIVES FOR USE EXCLUSIVELY IN THE MANUFACTURE OF SUCH ARTICLES IN THEIR OWN FACTORIES. (Free.)

United Kingdom.....	Lb.	Lb.	Lb.	Lb.	Lb.	Lb.	Lb.	Lb.	Lb.	\$	\$	\$	\$
Belgium.....	111,402	6,060	129,229	25,535	173,867	437,034	425,735	1,622,964	15,911	1,013	13,257	2,886	19,345
Germany.....	6,060	129,229	25,535	173,867	437,034	425,735	1,622,964	15,911	1,013	13,257	2,886	19,345	732,766
Sweden.....	129,229	25,535	173,867	437,034	425,735	1,622,964	15,911	1,013	13,257	2,886	19,345	732,766	22,171
United States.....	173,867	437,034	425,735	1,622,964	15,911	1,013	13,257	2,886	19,345	732,766	22,171	732,766	22,171
Total.....	437,034	425,735	1,622,964	15,911	1,013	13,257	2,886	19,345	732,766	22,171	732,766	22,171	22,171
RECAPITULATION.													
British Empire.....	111,402	325,632	1,622,964	15,911	1,013	13,257	2,886	19,345	732,766	22,171	732,766	22,171	22,171
Foreign Countries.....	325,632	425,735	1,622,964	15,911	1,013	13,257	2,886	19,345	732,766	22,171	732,766	22,171	22,171

BORAX, IN BULK OF NOT LESS THAN 25 POUNDS. (Free.)

United Kingdom.....	Lb.	Lb.	Lb.	Lb.	Lb.	Lb.	Lb.	Lb.	Lb.	\$	\$	\$	\$
Hong Kong.....	992,603	365,681	359,337	105,365	2,240	38,165	19,746	28,029	10,483	3	3	3	292
Germany.....	2,240	105,365	40	40	2,240	92	153,795	269,097	327,123	189,800	189,800	327,123	189,800
United States.....	2,041,498	2,712,359	3,774,281	4,164,749	2,309,525	87,811	153,795	269,097	327,123	189,800	189,800	327,123	189,800
Total.....	3,036,341	3,078,040	4,134,218	4,270,184	2,311,765	126,068	173,541	297,126	337,609	181,092	181,092	337,609	181,092
RECAPITULATION.													
British Empire.....	992,603	365,681	359,337	105,365	2,240	38,165	19,746	28,029	10,483	3	3	3	292
Foreign Countries.....	2,041,498	2,712,359	3,774,281	4,164,749	2,309,525	87,811	153,795	269,097	327,123	189,800	189,800	327,123	189,800

BRIMSTONE, CRUDE, OR IN ROLL OR FLOUR, AND SULPHUR IN ROLL OR FLOUR. (Free.)

United Kingdom.....	Lb.	Lb.	Lb.	Lb.	Lb.	Lb.	Lb.	Lb.	Lb.	\$	\$	\$	\$
British Empire.....	149,711	29,389	5,602	112	112	1,525	488	392	5	5	5	5	5
New Zealand.....	2,520	205,991	199,808	34	34	24,008	2,076	2,578	9,847	2,192	2,192	9,847	2,192
Italy.....	2,013,370	5,875,039	9,314,475	1,079,678	170,611	53,046	43,965	74,343	9,847	2,192	2,192	9,847	2,192
Japan.....	6,418,463	5,875,039	9,314,475	1,079,678	170,611	1,039	553,181	1,268,786	1,456,079	2,039,980	2,039,980	1,456,079	2,039,980
Spain.....	92,944	69,730,078	158,424,825	147,063,554	194,464,092	815,163	553,181	1,268,786	1,456,079	2,039,980	2,039,980	1,456,079	2,039,980
United States.....	78,187,401	69,730,078	158,424,825	147,063,554	194,464,092	815,163	553,181	1,268,786	1,456,079	2,039,980	2,039,980	1,456,079	2,039,980
Total.....	86,894,499	75,841,097	167,944,710	148,683,314	194,634,613	894,815	609,250	1,346,299	1,465,931	2,042,172	2,042,172	1,465,931	2,042,172
RECAPITULATION.													
British Empire.....	152,231	29,389	5,602	112	112	1,525	488	392	5	5	5	5	5
Foreign Countries.....	86,742,268	75,811,708	167,889,108	148,633,202	194,634,613	893,290	599,762	1,345,907	1,465,926	2,042,172	2,042,172	1,465,926	2,042,172

No. 19—Imports for Consumption, by Articles and Countries, during Fiscal Years ended March 31, 1915-1919—*Con.*

Imported from—	1915	1916	1917	1918	1919	Imported from—	1915	1916	1917	1918	1919
DRUGS, DYES, CHEMICALS AND MEDICINES—Continued.											
BROMIDES, CRUDE. (Free.)											
United Kingdom.....	Lb.	Lb.	Lb.	Lb.	Lb.	United Kingdom.....	\$	\$	\$	\$	\$
United States.....	3,112	150	90	150	6	United States.....	800	96	7	96	10
Total.....	3,112	150	90	150	6	Total.....	800	96	7	96	10
RECAPITULATION.											
British Empire.....	3,112	150	90	150	6	British Empire.....	800	96	7	96	10
Foreign Countries.....						Foreign Countries.....					
BROMINE. (Free.)											
United Kingdom.....	Lb.	Lb.	Lb.	Lb.	Lb.	United Kingdom.....	\$	\$	\$	\$	\$
United States.....	786	229	147	635	723	United States.....	419	224	375	472	988
Total.....	786	229	147	635	723	Total.....	419	224	375	472	988
RECAPITULATION.											
British Empire.....	786	229	147	635	723	British Empire.....	419	224	375	472	988
Foreign Countries.....						Foreign Countries.....					
BURGUNDY PITCH. (Free.)											
United Kingdom.....	Lb.	Lb.	Lb.	Lb.	Lb.	United Kingdom.....	\$	\$	\$	\$	\$
Germany.....	18,633	448	504	6,472	340	Germany.....	820	49	27	449	39
Switzerland.....	117,196	330	440	91,537	65,317	Switzerland.....	4,652	478	663	4,357	3,652
United States.....	135,829	57,464	97,851	98,009	65,737	United States.....	5,472	2,583	4,270	4,806	3,691
Total.....	411,658	115,742	195,795	295,020	161,414	Total.....	10,944	3,110	4,960	9,612	7,782
RECAPITULATION.											
British Empire.....	448	504	504	6,472	340	British Empire.....	49	49	27	449	39
Foreign Countries.....	411,658	115,742	195,795	295,020	161,414	Foreign Countries.....	10,944	3,061	4,930	4,357	3,652

No. 19 — Imports for Consumption, by Articles and Countries, during Fiscal Years ended March 31, 1915-1919—*Con.*

Imported from—	1915	1916	1917	1918	1919	Imported from—	1915	1916	1917	1918	1919
United Kingdom	Lb.	Lb.	Lb.	Lb.	Lb.	United Kingdom	\$	\$	\$	\$	\$
United States	400	500	500	10,465	152	United States	153	1,743	25	1,743	136
Total	400	500	500	10,465	152	Total	153	1,743	25	1,743	136
RECAPITULATION.											
British Empire	400					British Empire					
Foreign Countries				10,465	152	Foreign Countries	153				136

DRUGS, DYES, CHEMICALS AND MEDICINES—Continued.
CHLORALUM AND CHLORIDE OF ALUMINUM (Free.)

CHLORIDE OF LIME AND HYPOCHLORITE OF LIME IN PACKAGES OF NOT LESS THAN 25 LBS. (Free to July 1, 1914. Dutiable thereafter.)

United Kingdom	Lb.	Lb.	Lb.	Lb.	Lb.	United Kingdom	\$	\$	\$	\$	
Belgium	4,650,653	2,946,655	146,406	42,200		Belgium	43,525	32,982	7,575	2,486	
Germany	104,152					Germany	991				
United States	116,152		7,717,886	7,515,249	11,958,547	United States	1,168	72,389	148,963	119,139	
Total	9,426,087	7,835,402	7,864,292	7,557,449	11,958,547	Total	80,085	105,371	156,538	174,362	
RECAPITULATION.											
British Empire	14,296,444	10,782,057				British Empire	125,769	32,982	7,575	2,486	
Foreign Countries		2,946,655	146,406	42,200	11,958,547	Foreign Countries	82,244	72,389	148,963	119,139	

CHLORIDE OF LIME AND HYPOCHLORITE OF LIME IN PACKAGES OF LESS THAN 25 LBS. (Dutiable.)

United Kingdom	Lb.	Lb.	Lb.	Lb.	Lb.	United Kingdom	\$	\$	\$	\$	
Germany	9,450	14,795	10	8,400		Germany	509	731	3	588	
United States	130,190	161,654	226,728	279,383	178,423	United States	9	7,997	11,520	20,204	
Total	139,640	176,449	226,738	287,783	178,423	Total	6,085	8,728	11,523	20,792	
RECAPITULATION.											
British Empire	9,450	14,795	10	8,400		British Empire	509	731	3	588	
Foreign Countries	130,190	161,654	226,728	279,383	178,423	Foreign Countries	6,476	7,997	11,520	20,204	

SESSIONAL PAPER No. 10b

COCAINE. (Dutiable.)

	Oz.	Oz.	Oz.	Oz.	Oz.	Oz.	Oz.	Oz.	Oz.	Oz.	\$	\$	\$	\$	\$	\$	
United Kingdom.....																	
France.....																	
Japan.....																	
Netherlands.....																	
United States.....																	
Total.....	50	5,381	7,051	4,705	12,333						144	18,307	29,129	37,481	142,123		
RECAPITULATION:																	
British Empire.....	50	249	417		1,699						144	817	1,833	8,225	22,734		
Foreign Countries.....		5,132	6,634	3,754	10,634							17,490	27,296	29,256	119,389		

COCHINEAL. (Free.)

	Lb.	Lb.	Lb.	Lb.	Lb.	Lb.	Lb.	Lb.	Lb.	Lb.	\$	\$	\$	\$	\$	\$	
United Kingdom.....																	
United States.....																	
Total.....	1,873	1,528	293	349	379						955	609	175	293	318		
RECAPITULATION:																	
British Empire.....	16	131		40							14	70					
Foreign Countries.....	1,857	1,397	293	309	379						955	609	175	293	318		

COLLODION FOR USE IN FILMS FOR PHOTO-ENGRAVINGS AND FOR ENGRAVING COPPER ROLLERS, WHEN IMPORTED BY PHOTO-ENGRAVERS AND MANUFACTURERS OF COPPER ROLLERS. (Dutiable.)

	Gal.	Gal.	Gal.	Gal.	Gal.	Gal.	Gal.	Gal.	Gal.	Gal.	\$	\$	\$	\$	\$	\$	
United Kingdom.....																	
Germany.....																	
United States.....																	
Total.....	1,048	301	780	380	493						1,703	523	1,724	1,104	1,165		
RECAPITULATION:																	
British Empire.....																	
Foreign Countries.....	1,048	301	780	380	493						1,703	523	1,724	1,104	1,165		

CREAM OF TARTAR IN CRYSTALS OR ARGOLS. (Free.)

	Lb.	Lb.	Lb.	Lb.	Lb.	Lb.	Lb.	Lb.	Lb.	Lb.	\$	\$	\$	\$	\$	\$	
United Kingdom.....																	
France.....																	
Germany.....																	
Greece.....																	
Italy.....																	
Portugal.....																	
Spain.....																	
United States.....																	
Total.....	1,139,215	1,290,512	853,967	713,514	473,703						257,204	398,453	287,671	295,466	261,653		
RECAPITULATION:																	
British Empire.....	57,045	71,793	176,270	78,563	43,040						14,758	23,002	58,065	25,649	22,845		
Foreign Countries.....	1,082,170	1,218,719	677,697	634,951	430,663						184,432	226,434	154,564	96,548	56,016		

No. 19—Imports for Consumption, by Articles and Countries, during Fiscal Years ended March 31, 1915-1919—*Con.*

Imported from—	1915	1916	1917	1918	1919	Imported from—	1915	1916	1917	1918	1919
DRUGS, DYES, CHEMICALS AND MEDICINES—Continued.											
CYANIDE OF POTASSIUM, CYANIDE OF SODIUM, AND CYANOGEN BROMIDE FOR REDUCING METALS IN MINING OPERATIONS. (Free.)											
United Kingdom.....	Lb. 1,038,702	Lb. 1,386,218	Lb. 2,004,324	Lb. 1,616,165	Lb. 1,197,408	United Kingdom.....	\$ 184,009	\$ 251,416	\$ 399,530	\$ 367,364	\$ 324,108
Germany.....	823,894	730,400	609,725	274,716	393,969	Germany.....	124	155,897	149,829	70,191	100,020
United States.....	1,852,869	2,116,618	2,611,050	1,890,881	1,591,437	United States.....	331,530	407,313	549,359	437,555	424,128
Total.....						Total.....					
RECAPITULATION.											
British Empire.....	Lb. 1,038,702	Lb. 1,386,218	Lb. 2,004,324	Lb. 1,616,165	Lb. 1,197,408	British Empire.....	\$ 184,009	\$ 251,416	\$ 399,530	\$ 367,364	\$ 324,108
Foreign Countries.....	824,167	730,400	609,725	274,716	393,969	Foreign Countries.....	147,521	155,897	149,829	70,191	100,020
DEXTRINE, DRY. (Dutiable.)											
United Kingdom.....	Lb. 12,196	Lb. 4,906	Lb. 1,320	Lb. 1,500	Lb.	United Kingdom.....	\$ 383	\$ 130	\$ 123	\$ 128	\$
Germany.....	29,546	83,600	41,600	Germany.....	1,131	2,547	3,377
Netherlands.....	405,685	2,017,007	2,512,934	2,054,180	1,694,894	Netherlands.....	10,018	72,163	112,338	195,885	134,771
United States.....	2,135,512	2,105,513	2,558,301	2,655,080	1,694,894	United States.....	71,282	74,840	115,838	196,013	134,771
Total.....	2,582,909	2,105,513	2,558,301	2,655,080	1,694,894	Total.....	82,814	74,840	115,838	196,013	134,771
RECAPITULATION.											
British Empire.....	Lb. 12,196	Lb. 4,906	Lb. 1,320	Lb. 1,500	Lb.	British Empire.....	\$ 383	\$ 130	\$ 123	\$ 128	\$
Foreign Countries.....	2,570,713	2,100,607	2,556,981	2,654,180	1,694,894	Foreign Countries.....	82,431	74,710	115,715	195,885	134,771
DRAGON'S BLOOD. (Free.)											
United Kingdom.....	Lb.	Lb. 53	Lb.	Lb. 50	Lb. 30	United Kingdom.....	\$	\$ 57	\$	\$ 60	\$ 66
France.....	516	110	406	209	830	France.....	537	94	485	550	518
United States.....	546	557	406	591	830	United States.....	537	586	485	818	1,118
Total.....	546	720	406	850	850	Total.....	537	707	485	1,428	1,184
RECAPITULATION.											
British Empire.....	Lb. 53	Lb. 53	Lb. 406	Lb. 50	Lb. 30	British Empire.....	\$ 57	\$ 60	\$ 485	\$ 60	\$ 66
Foreign Countries.....	607	607	406	800	820	Foreign Countries.....	537	630	485	1,368	1,118

SESSIONAL PAPER No. 10b

DRUGS, CRUDE, SUCH AS BARKS, FLOWERS, ROOTS, BEANS, BERRIES, BALSAMS, BULBS, FRUITS, INSECTS, GRAINS, GUMS AND GUM RESINS, HERBS, LEAVES, NUTS, FRUIT AND STEM SEEDS—WHICH ARE NOT EDIBLE AND WHICH ARE IN A CRUDE STATE AND NOT ADVANCED IN VALUE BY REFINING OR GRINDING OR ANY OTHER PROCESS OF MANUFACTURE, N.O.P. (Free.)

United Kingdom.....	\$ 9,324	\$ 4,331	\$ 8,248	\$ 16,441	\$ 117,415	\$ 1,637	\$	\$	\$	
British Africa, South.....	2,577	3,587	5,382	1,457		706	105		2,224	
British West Indies.....	1,631					28	2	1,329	260	
Barbados.....									549	
Jamaica.....										
Trinidad and Tobago.....										
Other.....					2,908					
Egypt and Sudan.....	4,162	3,131	2,685	5,303	10,601	17	81,322	113,604	155,226	
Hong Kong.....	1			121						
Newfoundland.....	1,061									
China.....	465	15	217	40	34	92,635	97,577	133,449	179,640	
Austria-Hungary.....	536	4,283	1,784	503	891					
France.....	663									
French Africa.....										
RECAPITULATION.										
British Empire.....						17,685	11,850	16,315	23,322	130,924
Foreign Countries.....						74,940	85,727	117,134	156,313	296,985

DYEING OR TANNING ARTICLES IN A CRUDE STATE USED IN DYEING OR TANNING, N.O.P. (Free.)

United Kingdom.....	Lb. 256,479	Lb. 75,502	Lb. 339,610	Lb. 15,323	Lb. 56,750	\$ 9,812	\$ 4,313	\$ 7,387	\$ 1,435	\$ 3,983
British Africa, South.....			1,046,892					42,271		
British East Indies— India.....			228,312		218,176					8,703
Straits Settlements.....	1,329		168,000					4,552		
British Guiana.....								4,410		
British West Indies.....	1,300	138,000	169,342	156,800			1,173	3,053	5,312	
France.....	127,190					330				
Germany.....	8,957,227	3,487,694	6,147,578	2,273,359	1,491,378	3,340	100,450	210,099	126,097	136,213
United States.....						192,756				
Total.....	9,343,606	3,701,196	8,699,734	2,445,482	1,766,304	296,246	105,936	271,772	132,844	148,899
RECAPITULATION.										
British Empire.....	257,789	213,502	2,552,156	172,123	271,926	9,820	5,486	61,673	6,747	12,686
Foreign Countries.....	9,085,807	3,487,694	6,147,578	2,273,359	1,491,378	196,426	100,450	210,099	126,097	136,213

FERMENT CULTURES TO BE USED IN BUTTER-MAKING. (Free.)

United Kingdom.....	\$	\$	\$	\$	\$	\$	\$	\$	\$	\$
United States.....	164	128	256	66	254					
Total.....	164	128	256	66	254	164	128	256	66	254
RECAPITULATION.										
British Empire.....										
Foreign Countries.....										

No. 19—IMPORTS for Consumption, by Articles and Countries, during Fiscal Years ended March 31, 1915-1919—*Cont.*

Imported from -	1915	1916	1917	1918	1919	Imported from—	1915	1916	1917	1918	1919
United Kingdom.....	Lb. 342,442	Lb. 179,173	Lb. 236,154	Lb. 292,814	Lb. 140,836	United Kingdom.....	\$ 64,821	\$ 45,327	\$ 79,272	\$ 118,495	\$ 74,200
British Oceania—						British Oceania—					
New Zealand.....				25,858	6,730	New Zealand.....				11,544	3,450
Hong Kong.....	53		345	243	92	Hong Kong.....	10		78	102	32
Belgium.....	22,626					Belgium.....	4,289				
China.....	60	41				China.....	21				
France.....	49,832	13,112	8,229	8,768	34,967	France.....	8,105	2,507	2,303	3,354	16,342
Germany.....	48,930	10,280	5,887	17,741	13,843	Germany.....	16,040	3,570	1,946	7,538	6,440
Japan.....	11,538	2,231	1,115			Japan.....	3,391	460	229		
Netherlands.....					10	Netherlands.....	1				27
Spain.....	30,979	13,862	12,977	4,740		Spain.....	5,301	2,684	2,913	1,651	
Switzerland.....	191,658	246,116	433,170	244,680	482,751	Switzerland.....	55,359	91,035	169,813	153,720	310,885
United States.....						United States.....					
Total.....	698,142	464,815	699,877	594,844	679,219	Total.....	157,828	145,591	256,556	296,404	411,466
RECAPITULATION.....						RECAPITULATION.....					
British Empire.....	342,405	179,173	236,499	318,915	147,648	British Empire.....	64,831	45,327	79,350	130,141	77,772
Foreign Countries.....	355,647	285,642	463,378	275,929	531,571	Foreign Countries.....	92,997	100,264	177,206	166,263	333,694

GLYCERINE, CRUDE, WHEN IMPORTED BY MANUFACTURERS FOR USE ONLY IN THEIR OWN FACTORIES IN THE MANUFACTURE OF REFINED GLYCERINE. (Free.)

United Kingdom.....	Lb. 252,719	Lb. 7,326	Lb. 31,722	Lb. 4,029	Lb. 15,073	United Kingdom.....	\$ 31,722	\$ 4,029	\$ 15,073	\$ 19,102	\$ 10,102
Newfoundland.....						Newfoundland.....					
Germany.....	161,033	88,796	141,008	35,160		Germany.....	22,459	19,255	55,063	15,073	
United States.....	161,000	141,008	141,008	42,456		United States.....	22,820	50,977	55,063	19,102	
Total.....	322,033	341,515	318,016	85,042		Total.....	45,279	105,561	125,479	49,274	
RECAPITULATION.....						RECAPITULATION.....					
British Empire.....	322,033	252,719	318,016	7,326		British Empire.....	45,279	31,722	55,063	4,029	
Foreign Countries.....		88,796	141,008	35,160		Foreign Countries.....		19,255	55,063	15,073	

SESSIONAL PAPER No. 10b

GLYCERINE, WHEN IMPORTED BY MANUFACTURERS OF EXPLOSIVES, FOR USE EXCLUSIVELY FOR THE MANUFACTURE OF SUCH ARTICLES IN THEIR OWN FACTORIES. (Free.)

United Kingdom.....	Lb.	Lb.	Lb.	Lb.	Lb.	Lb.	Lb.	\$	\$	\$	\$
United States.....	1,692,016	192,309	4,224,355	1,424,357	2,010,398	269,721	34,678	2,074,007	816,449	1,179,313	
Total.....	2,166,027	4,617,400	4,224,355	1,424,357	2,010,398	393,368	991,504	2,074,007	816,449	1,179,313	
RECAPITULATION.											
British Empire.....	1,692,016	192,309	4,224,355	1,424,357	2,010,398	269,721	34,678	2,074,007	816,449	1,179,313	
Foreign Countries.....	563,981	4,425,091				123,647	956,826				
Total.....	2,166,027	4,617,400	4,224,355	1,424,357	2,010,398	393,368	991,504	2,074,007	816,449	1,179,313	

GLYCERINE, N.O.P. (Dutiable.)

United Kingdom.....	Lb.	Lb.	Lb.	Lb.	Lb.	Lb.	Lb.	\$	\$	\$	\$
France.....	5,791	838	25	25	207	1,252	201	10,525	19,787	4,457	
Japan.....	57,300				426	10,300				386	
United States.....	45,075	43,222	42,620	33,155	20,731	8,688	8,311	10,525	19,787	4,457	
Total.....	108,166	44,060	43,227	33,180	21,157	20,440	8,512	10,732	19,809	4,843	
RECAPITULATION.											
British Empire.....	5,791	838	607	25		1,252	201	207	22		
Foreign Countries.....	102,375	43,222	42,620	33,155	21,157	19,188	8,311	10,525	19,787	4,843	

GUMS.—AMBER, AUSTRALIAN, COPAL, DAMAR, ELEMY, KAURIE, MASTIC, SANDARAC, SENEGAL, TRAGACANTH, GEDDA, BARBERRY, PONTIANAC AND LAC, CRUDE, SEED, BUTTON, STICK, AND SHELL. (Free.)

United Kingdom.....	\$	\$	\$	\$	\$	\$	\$	\$	\$	\$	\$
British East Indies—	21,948	11,002	13,905	55,431	32,482						
India.....			90	109,494	163,137	824					
Straits Settlements.....				116,301	11	11					
British Oceania—						6					
New Zealand.....	2,136	9,173	15,866	10,159	5,403	334,045	403,276	763,670	850,712	814,336	
British West Indies.....			46								
Egypt and Sudan.....											
Hong Kong.....	677				9,315						
Austria-Hungary.....	603										
Egypt and Sudan.....	216										
France.....	1	28		3,290	2,683	24,761	20,775	29,907	175,084	327,238	
Total.....	21,948	11,002	13,905	55,431	32,482	360,467	424,079	793,577	1,029,591	1,144,257	
RECAPITULATION.											
British Empire.....	21,948	11,002	13,905	55,431	32,482	24,761	20,775	29,907	175,084	327,238	
Foreign Countries.....						335,706	403,304	763,670	854,507	817,019	

No 19—Imports for Consumption, by Articles and Countries, during Fiscal Years ended March 31, 1915-1919—*Con.*

Imported from—	1915	1916	1917	1918	1919	Imported from—	1915	1916	1917	1918	1919
DRUGS, DYES, CHEMICALS AND MEDICINES—Continued.											
GUM,—CAMPHOR. (Dutiable)											
United Kingdom	Lb	Lb	Lb	Lb	Lb	United Kingdom	\$	\$	\$	\$	\$
Hong Kong	3,186	3,171	162	7,978	19,107	Hong Kong	1,482	1,758	92	6,357	27,411
Germany	224				18	Germany	101				29
Japan	48,700	46,515	17,729	17,875	33,483	Japan	17,001	16,390	6,205	12,292	45,108
United States	3,293	28,591	19,427	52,984	15,317	United States	1,409	10,067	6,886	37,964	19,068
Total	55,403	78,247	28,318	78,837	69,925	Total	19,093	28,215	13,243	56,613	91,646
RECAPITULATION.											
British Empire	3,186	3,171	162	7,978	19,125	British Empire	1,482	1,758	92	6,357	27,470
Foreign Countries	52,217	75,076	28,156	70,859	50,800	Foreign Countries	18,511	26,457	13,151	50,256	64,176
GUM,—CHICLE OR SAPPATO, CRUDE. (Free.)											
United Kingdom	Lb.	Lb.	Lb.	Lb.	Lb.	United Kingdom	\$	\$	\$	\$	\$
British Honduras	1,402,447	2,888	2,630,127	856,771	591,456	British Honduras	497,786	472,211	1,065,953	352,028	298,906
France	32,630					France	11,744				
Mexico	2,665,483	367,226	1,379,631	1,521,635	867,924	Mexico	900,144	135,877	528,692	578,040	517,738
United States	1,148,024	200,510	1,080,291	1,177,687	473,511	United States	381,483	98,981	685,753	529,407	304,574
Venezuela	51,818				31,639	Venezuela	18,637				21,325
Total	5,333,392	1,965,533	6,200,052	3,556,093	1,967,921	Total	1,809,794	708,744	2,280,338	1,459,475	1,141,543
RECAPITULATION.											
British Empire	1,402,447	1,277,794	2,630,127	856,771	591,456	British Empire	497,786	473,886	1,065,953	352,028	298,906
Foreign Countries	3,930,945	627,739	3,569,925	2,699,322	1,376,065	Foreign Countries	1,312,008	234,858	1,214,385	1,107,447	842,637
GUM,—OPTUM, CRUDE. (Dutiable)											
United Kingdom	Lb	Lb	Lb	Lb	Lb	United Kingdom	\$	\$	\$	\$	\$
Germany	1,879	290	7,759	7,705	29,067	Germany	9,813	1,924	62,719	92,028	136,882
Greece	25	100	860			Greece	84			9,500	
Persia			4,451	2,853	750	Persia		548	33,617	36,833	8,833
Turkey	3,521					Turkey	11,897				
United States	1,823	1,351	2,413	1,913	4,446	United States	10,310	9,328	22,975	19,483	88,840
Total	7,248	1,741	15,433	12,471	34,263	Total	32,434	11,800	128,811	148,346	534,555
RECAPITULATION.											
British Empire	1,879	290	7,759	7,705	29,067	British Empire	9,843	1,924	62,719	92,028	436,882
Foreign Countries	5,369	1,451	7,664	4,766	5,196	Foreign Countries	22,591	9,876	66,092	56,318	97,673

SESSIONAL PAPER No. 10b

GUMS, OTHER, N O.P. (Dutiable.)

	Lb.	Lb.	Lb.	Lb.	Lb.	Lb.	Lb.	Lb.	\$	\$	\$	\$
United Kingdom.....	316	438	54	438	598	199	598	196	143	196	143	143
United States.....	8,202	20,455	57,019	20,455	28,215	1,718	2,232	3,355	9,458	3,355	9,458	7,634
Total.....	8,518	20,893	57,073	20,893	33,247	1,827	2,825	3,551	9,601	3,551	9,601	7,634
RECAPITULATION.												
British Empire.....	316	438	54	438	598	199	598	196	143	196	143	143
Foreign Countries.....	8,202	20,455	57,019	20,455	28,215	1,718	2,232	3,355	9,458	3,355	9,458	7,634

INDIGO. (Free.)

	Lb.	Lb.	Lb.	Lb.	\$	\$	\$	\$
United Kingdom.....	1	385		385	1	1,397		1,397
Germany.....	14,481	4,682	296	4,682	2,680	6,136	364	364
United States.....								
Total.....	14,485	5,017	296	5,017	2,681	7,533	364	364
RECAPITULATION.								
British Empire.....		385		385		1,397		1,397
Foreign Countries.....	14,485	4,682	296	4,682	2,681	6,136	364	364

INDIGO, PASTE AND EXTRACT OF. (Free.)

	Lb.	Lb.	Lb.	Lb.	\$	\$	\$	\$
United Kingdom.....	501	24,428	60,936	47,698	578	4,797	13,994	32,230
Germany.....	66,090	70,137	41,368	97,747	10,901	63,773	35,367	49,723
United States.....	44,844				6,875			
Total.....	111,405	94,565	102,304	145,445	18,354	68,570	49,361	81,953
RECAPITULATION.								
British Empire.....	501	24,428	60,936	47,698	578	4,797	13,994	32,230
Foreign Countries.....	110,904	70,137	41,368	97,747	17,776	63,773	35,367	49,723

IODINE, CRUDE. (Free.)

	Lb.	Lb.	Lb.	Lb.	\$	\$	\$	\$
United Kingdom.....	2,629	3,360	1,994	2,240	6,593	8,214	11,457	3,815
Japan.....				300				530
United States.....	5,193	3,801	7,916	5,941	14,807	14,175	12,589	23,044
Total.....	7,732	7,161	9,945	8,481	21,400	22,389	24,056	27,284
RECAPITULATION.								
British Empire.....	2,629	3,360	1,994	2,240	6,593	8,214	11,457	3,815
Foreign Countries.....	5,103	3,801	8,041	6,241	14,807	14,175	12,589	23,469

No. 19—Imports for Consumption, by Articles and Countries, during Fiscal Years ended March 31, 1915-1919—*Con.*

Imported from—	1915	1916	1917	1918	1919	Imported from—	1915	1916	1917	1918	1919
United Kingdom	\$ 258	\$ 87	\$ 280	\$ 60	\$ 407	RECAPITULATION. British Empire Foreign Countries.....	\$	\$	\$	\$	\$
United States	2,667	6,726	7,374	5,351	7,360		258	87	280	60	407
Total	2,925	6,813	7,651	5,411	7,767		2,667	6,726	7,374	5,351	7,360

DRUGS, DYES, CHEMICALS AND MEDICINES—Continued.

IRON LIQUOR, BEING SOLUTION OF ACETATE OR NITRATE OF IRON ADAPTED FOR DYEING AND CALICO PRINTING. (Free.)

LIQUID PREPARATIONS, NON-ALCOHOLIC, FOR DISINFECTING, DIPPING OR SPRAYING, N.O.P. (Dutiable.)

United Kingdom	\$ 15,420	\$ 14,632	\$ 31,652	\$ 24,191	\$ 32,609	United States.....	\$	\$	\$	\$	\$
Hong Kong	14	16	24	22	22		57,679	77,607	56,671	70,802	118,513
Belgium	948	715	2,660	881	2,128	Total	74,779	93,247	91,100	95,983	153,287
France	662	1	93	81	37	RECAPITULATION.					
Germany	British Empire	15,420	14,648	31,675	24,216	32,609
Japan	Foreign Countries.....	59,350	78,599	59,424	71,767	120,678
Netherlands						
Switzerland	47						

LIQUORICE, IN PASTE, ROLLS AND STICKS, NOT SWEETENED, N.O.P. (Dutiable.)

United Kingdom	Lb. 7,941	Lb. 100,221	Lb. 277,510	Lb. 45,817	Lb. 6,623	United Kingdom France Italy Turkey United States	\$	\$	\$	\$	\$
France	21,887	9,440	231,150	29,797		920	26,344	80,448	16,216	2,513
Italy	11,605	1,965	117,041		2,336	2,634	66,424	13,502
Turkey	1,081,187	469,667		1,921	250	29,887
United States	937,807	1,221,011	48,508	186,717	31,334		85,794	37,373
Total	2,063,407	1,802,397	674,278	292,361	37,977		85,745	181,255	8,955	41,706	17,432
RECAPITULATION.						Total	176,286	205,086	180,714	71,424	19,945
British Empire	7,941	100,221	277,510	45,817	6,623	RECAPITULATION.					
Foreign Countries	2,055,466	1,702,086	396,768	216,544	31,354	British Empire	920	26,344	80,448	16,216	2,513
						Foreign Countries.....	175,366	178,742	100,266	55,208	17,432

SESSIONAL PAPER No. 10b

LITMUS AND ALL LICHENS, PREPARED OR NOT. (Free.)

	Lb.	Lb.	Lb.	Lb.	Lb.	Lb.	Lb.	Lb.	\$	\$	\$	\$	\$	\$
United Kingdom.....	25	30	148	21	15	United Kingdom.....	12	7	67	24	20			
China.....	124	136	126	62	2	China.....	71	47	13	51	3			
United States.....	149	166	230	83	17	United States.....	83	54	130	75	23			
Total.....			501			Total.....			210					
RECAPITULATION.						RECAPITULATION.								
British Empire.....	25	30	148	21	15	British Empire.....	12	7	67	24	20			
Foreign Countries.....	124	136	356	62	2	Foreign Countries.....	71	47	143	51	3			

LOGWOOD AND FUSTIC, GROUND, AND GROUND OAK BARK. (Free.)

	Lb.	Lb.	Lb.	Lb.	Lb.	Lb.	Lb.	\$	\$	\$	\$	\$	\$
United Kingdom.....	28,269	73,232	67,741	22,367	46,246	United Kingdom.....	3,726	476	4,420	1,623	4,409		
United States.....	28,269	73,232	67,741	22,367	46,246	United States.....	3,726	476	4,420	1,623	4,409		
Total.....						Total.....							
RECAPITULATION.						RECAPITULATION.							
British Empire.....	28,269	73,232	67,741	22,367	46,246	British Empire.....	3,726	476	4,420	1,623	4,409		
Foreign Countries.....						Foreign Countries.....							

LOGWOOD, FUSTIC, OAK, OAK BARK, QUEBRACHO, EXTRACTS OF. (Free.)

	Lb.	Lb.	Lb.	Lb.	Lb.	Lb.	Lb.	\$	\$	\$	\$	\$	\$
United Kingdom.....	991,968	810,282	1,371,140	96,263	223,989	United Kingdom.....	36,921	27,126	88,908	2,857	16,077		
British East Indies—						British East Indies—							
India.....	4,360	196,429	219,584	560,000	2,965	India.....	3,021	255	11,444	11,952	184,568		
Straits Settlements.....			3,491,400	560,000		Straits Settlements.....			111,444	25,955			
British West Indies.....			47,639			British West Indies.....			1,389				
Jamaica.....			25,951		2,965	Jamaica.....			1,711				
Argentine Republic.....	31,684	2,631,574	344,472	251,800	3,613,792	Argentine Republic.....	2,810	2,284	34,779	12,731	184,568		
France.....	37,191,130	43,087,739	41,089,118	39,682,652	32,881,039	France.....	1,430,076	1,036,416	2,145,550	1,579,905	1,815,581		
United States.....	38,219,142	46,956,547	47,246,479	40,810,359	36,721,785	United States.....	1,066,031	1,066,031	2,382,070	1,633,400	2,016,442		
Total.....						Total.....							
RECAPITULATION.						RECAPITULATION.							
British Empire.....	996,328	1,032,662	4,913,189	875,847	228,954	British Empire.....	41,653	27,381	201,741	40,764	16,293		
Foreign Countries.....	37,222,814	45,923,885	42,333,290	39,934,512	36,494,831	Foreign Countries.....	1,523,493	1,638,650	2,180,329	1,592,636	2,006,149		

MADDER AND MUNJEET, OR INDIAN MADDER, GROUND OR PREPARED, AND ALL EXTRACTS OF. (Free.)

	\$	\$	\$	\$	\$	\$	\$	\$	\$	\$	\$	\$
United Kingdom.....	122	230	689			United Kingdom.....	230	122	689			
United States.....	122	943				United States.....	943					
Total.....						Total.....						
RECAPITULATION.						RECAPITULATION.						
British Empire.....	122	230	689			British Empire.....	230	122	689			
Foreign Countries.....						Foreign Countries.....						

No. 19—Imports for Consumption, by Articles and Countries, during Fiscal Years ended March 31, 1915-1919—*Con.*

Imported from—	1915	1916	1917	1918	1919	Imported from—	1915	1916	1917	1918	1919
DRUGS, DYES, CHEMICALS AND MEDICINES—Continued.											
MAGNESIA. (Dutiable.)											
United Kingdom	Lb. 48,032	Lb. 32,202	Lb. 53,429	Lb. 10,544	Lb. 8,520	United Kingdom	\$ 3,830	\$ 2,656	\$ 5,598	\$ 473	\$ 1,382
Germany	3,315	290,681	212,545	90,033	132,017	Germany	416	11,481	12,944	14,073	15,224
United States	137,366	292,886	265,974	100,377	140,527	United States	9,886	14,137	18,542	14,516	16,606
Total	188,713	32,202	53,429	10,544	8,520	Total	14,132	2,656	18,542	14,516	16,606
RECAPITULATION.											
British Empire	Lb. 48,032	Lb. 32,202	Lb. 53,429	Lb. 10,544	Lb. 8,520	British Empire	\$ 3,830	\$ 2,656	\$ 5,598	\$ 473	\$ 1,382
Foreign Countries	140,711	290,681	212,545	90,033	132,017	Foreign Countries	10,302	11,481	12,944	14,073	15,224

MALT, EXTRACT OF, FLUID OR NOT, INCLUDING GRAIN MOLASSES. (Dutiable.)

United Kingdom	Lb. 116,227	Lb. 85,298	Lb. 5,332	Lb. 16,087	Lb. 10,945	United Kingdom	\$ 16,087	\$ 10,945	\$ 11,495	\$ 1,780	\$ 5
Hong Kong	37	37	37	37	37	Hong Kong	567	6	6	6	5
Germany	971,609	829,788	805,902	1,590,464	1,590,464	Germany	61,327	49,641	43,119	44,250	85,788
Japan	1,090,836	906,086	811,231	1,590,501	1,590,501	Japan	78,095	60,586	54,614	46,030	85,703
Mexico	116,227	85,298	5,332	16,087	10,945	Mexico	62,008	10,945	11,495	1,780	5
United States	374,609	829,788	805,902	1,590,464	1,590,464	United States	62,008	49,641	43,119	44,250	85,788
Total	3,527,316	2,014,408	3,135,102	3,510,018	3,629,307	Total	48,430	45,684	75,955	110,874	94,222
RECAPITULATION.											
British Empire	Lb. 523,681	Lb. 93,578	Lb. 16,355	Lb. 7,196	Lb. 2,580	British Empire	\$ 7,196	\$ 2,580	\$ 1,110	\$ 2,153	\$ 94,222
Foreign Countries	3,003,635	1,920,830	3,118,747	3,493,663	3,626,787	Foreign Countries	41,234	43,104	74,845	108,721	94,222

MANCANESE, OXIDE OF. (Free.)

United Kingdom	Lb. 523,681	Lb. 93,578	Lb. 16,355	Lb. 7,196	Lb. 2,580	United Kingdom	\$ 7,196	\$ 2,580	\$ 1,110	\$ 2,153	\$ 94,222
Germany	23,232	23,232	23,232	23,232	23,232	Germany	266	36	36	36	36
Netherlands	1,408	1,408	1,408	1,408	1,408	Netherlands	36	36	36	36	36
Russia	88,480	88,480	88,480	88,480	88,480	Russia	1,508	43,104	74,845	108,721	94,222
United States	2,890,315	1,970,830	3,121,177	3,493,663	3,629,307	United States	39,424	43,104	74,845	108,721	94,222
Total	3,527,316	2,014,408	3,135,102	3,510,018	3,629,307	Total	48,430	45,684	75,955	110,874	94,222
RECAPITULATION.											
British Empire	Lb. 523,681	Lb. 93,578	Lb. 16,355	Lb. 7,196	Lb. 2,580	British Empire	\$ 7,196	\$ 2,580	\$ 1,110	\$ 2,153	\$ 94,222
Foreign Countries	3,003,635	1,920,830	3,118,747	3,493,663	3,626,787	Foreign Countries	41,234	43,104	74,845	108,721	94,222

No. 19—Imports for Consumption, by Articles and Countries, during Fiscal Years ended March 31, 1915-1919—*Con.*

Imported from—	1915	1916	1917	1918	1919	Imported from—	1915	1916	1917	1918	1919
DRUGS, DYES, CHEMICALS AND MEDICINES—Continued.											
MUSK, IN PODS OR IN GRAINS. (Free.)											
United Kingdom.....	Oz.	Oz.	Oz.	Oz.	Oz.	United Kingdom.....	\$	\$	\$	\$	\$
France.....	111	148	16	21	10	France.....	1,006	1,327	2,367	414	292
United States.....	67	148	98	98	16	United States.....	1,006	1,327	2,367	586	920
Total.....	67	111	164	119	157	Total.....	1,006	1,327	2,640	1,000	4,251
RECAPITULATION.											
British Empire.....	67	111	164	119	157	British Empire.....	1,006	1,327	2,640	414	292
Foreign Countries.....	67	111	148	98	16	Foreign Countries.....	1,006	1,327	2,367	586	3,959
NICOTINE SULPHATE. (Free.)											
United Kingdom.....	Lb.	Lb.	Lb.	Lb.	Lb.	United Kingdom.....	\$	\$	\$	\$	\$
United States.....	1,596	15,314	9,866	9,482	18,128	United States.....	1,431	13,018	8,541	8,111	11,322
Total.....	1,596	15,314	9,866	9,482	18,128	Total.....	1,431	13,018	8,541	8,111	14,322
RECAPITULATION.											
British Empire.....	1,596	15,314	9,866	9,482	18,128	British Empire.....	1,431	13,018	8,541	8,111	14,322
Foreign Countries.....	1,596	15,314	9,866	9,482	18,128	Foreign Countries.....	1,431	13,018	8,541	8,111	14,322
NITRATE COMPOUNDS FOR MANUFACTURE OF EXPLOSIVES. (Free.)											
United Kingdom.....	Lb.	Lb.	Lb.	Lb.	Lb.	United Kingdom.....	\$	\$	\$	\$	\$
United States.....	2,349	139,333	108,890	37,352	200	United States.....	238	7,514	14,800	5,713	200
Total.....	62,736	248,223	37,352	37,352	200	Total.....	7,074	22,314	5,713	200	
RECAPITULATION.											
British Empire.....	2,349	139,333	108,890	37,352	200	British Empire.....	238	7,514	14,800	5,713	200
Foreign Countries.....	62,736	248,223	37,352	37,352	200	Foreign Countries.....	6,836	14,800	5,713	200	
NUT GALLS AND EXTRACTS THEREOF. (Free.)											
United Kingdom.....	Lb.	Lb.	Lb.	Lb.	Lb.	United Kingdom.....	\$	\$	\$	\$	\$
United States.....	1,142	47,883	17,640	55,208	8,791	United States.....	163	4,089	3,145	2,355	3,869
Total.....	21,128	47,883	17,640	55,208	8,791	Total.....	2,716	4,089	3,145	2,355	3,869
RECAPITULATION.											
British Empire.....	1,142	47,883	17,640	55,208	8,791	British Empire.....	163	4,089	3,145	2,355	3,869
Foreign Countries.....	19,986	47,883	17,640	55,208	8,791	Foreign Countries.....	2,553	4,089	3,145	2,355	3,869

SESSIONAL PAPER No. 10b

OPIUM, POWDERED. (Dutiable.)

United Kingdom.....	Lb. 228	Lb. 29	Lb. 597	Lb. 46	Lb. 121	\$ 1,154	\$ 171	\$ 4,723	\$ 678	\$ 2,190
Germany.....	25	144	62	5	2	100	1,175	515	151	57
United States.....	11					144				
Total.....	247	170	650	51	123	1,398	1,346	5,238	829	2,247
RECAPITULATION.										
British Empire.....	228	26	597	46	121	1,154	171	4,723	678	2,190
Foreign Countries.....	39	144	62	5	2	244	1,175	515	151	57

PAPAINÉ. (Dutiable.)

United Kingdom.....	\$	\$	\$	\$	\$	\$	\$	\$	\$	\$
United States.....			41	204	251	207				204
Total.....			41	411	251	411				207
RECAPITULATION.										
British Empire.....					251					204
Foreign Countries.....										207

PERSIS, OR EXTRACT OF ARCHILL AND CUDBEAR. (Free.)

United Kingdom.....	Lb. 56	Lb. 14	Lb. 61	Lb. 64	Lb. 131	\$ 325	\$ 8	\$ 4	\$ 71	\$ 263
Germany.....	2,174	4,535	3,849	1,342	1,134	325	1,250	1,148	400	263
United States.....										
Total.....	2,174	4,591	3,863	1,406	1,134	325	1,264	1,152	531	263
RECAPITULATION.										
British Empire.....		56	14	64			8	4	71	
Foreign Countries.....	2,174	4,535	3,849	1,342	1,134	325	1,250	1,148	400	263

PHOSPHORUS. (Free.)

United Kingdom.....	Lb. 36,302	Lb. 59,450	Lb. 27,500	Lb. 10	Lb. 10	\$ 12,984	\$ 24,893	\$ 11,605	\$	\$ 10
Germany.....	69	3,912	61,480	82,468	53,686	31	1,401	28,018	38,739	26,216
United States.....	8,025					2,438				
Total.....	44,393	63,362	88,980	82,468	53,696	15,453	26,294	39,623	38,739	26,226
RECAPITULATION.										
British Empire.....	36,302	59,450	27,500		10	12,984	24,893	11,605		10
Foreign Countries.....	8,091	3,912	61,480	82,468	53,686	2,469	1,401	28,018	38,739	26,216

POTASSII, OR POTASSA, BICARBONATE OF. (Dutiable.)

United Kingdom.....	Lb. 600	Lb. 2,356	Lb. 741	Lb. 6,064	Lb. 35	\$ 53	\$ 306	\$ 232	\$ 1,070	\$ 10
Germany.....	3,088	920	1,881	14,114	3,952	332	123	480	1,567	3,941
United States.....										
Total.....	3,688	3,276	2,622	20,178	3,987	385	429	712	2,637	3,951
RECAPITULATION.										
British Empire.....	600	2,356	741	6,064	35	53	306	232	1,070	10
Foreign Countries.....	3,088	920	1,881	14,114	3,952	332	123	480	1,567	3,941

No. 19—Imports for Consumption, by Articles and Countries, during Fiscal Years ended March 31, 1915-1919—*Con.*

Imported from—	1915	1916	1917	1918	1919	Imported from—	1915	1916	1917	1918	1919
United Kingdom	Lb 71,823	Lb 121,486	Lb 29,007	Lb 3,901	Lb 29,154	United Kingdom	\$ 5,428	\$ 15,904	\$ 12,490	\$ 1,226	\$ 10,237
United States	30,927	6,307	8,624	2,927	989	United States	3,480	1,020	3,287	1,182	561
Total	102,750	127,793	37,631	6,828	21,143	Total	8,908	17,023	15,777	2,408	10,798
RECAPITULATION:						RECAPITULATION:					
British Empire	Lb 71,823	Lb 121,486	Lb 29,007	Lb 3,901	Lb 29,154	British Empire	\$ 5,428	\$ 15,904	\$ 12,490	\$ 1,226	\$ 10,237
Foreign Countries	30,927	6,307	8,624	2,927	989	Foreign Countries	3,480	1,020	3,287	1,182	561

POTASH, BICHROMATE OF. (Free.)

POTASH, CAUSTIC, IN PACKAGES OF NOT LESS THAN 25 LBS. EACH. (Free.)

United Kingdom	Lb. 11,954	Lb. 770	Lb.	Lb.	Lb.	United Kingdom	\$ 468	\$ 380	\$	\$	\$
Germany	1,060	83,064	23,797	44,803	6,778	Germany	468	380
Japan	489,140	83,064	23,797	44,803	16,077	Japan
United States	501,394	83,831	23,797	44,803	22,855	United States	35,953	22,361	16,423	37,257	11,710
Total	501,394	83,831	23,797	44,803	22,855	Total	36,451	22,747	16,423	37,257	16,714
RECAPITULATION:						RECAPITULATION:					
British Empire	Lb. 770	Lb. 770	Lb.	Lb.	Lb.	British Empire	380	380
Foreign Countries	501,394	83,064	23,797	44,803	22,855	Foreign Countries	36,451	22,361	16,423	37,257	16,714

POTASH, CAUSTIC, IN PACKAGES OF LESS THAN 25 LBS. EACH. (Dutiable.)

United Kingdom	Lb. 227	Lb. 22	Lb. 10	Lb. 19	Lb.	United Kingdom	\$ 18	\$ 10	\$ 35	\$ 22	\$
Germany	1,060	5,806	12,116	1,937	819	Germany	144	740	1,159	993	954
Sweden	300	5,806	12,116	1,937	819	Sweden	73	740	1,159	993	954
United States	17,680	5,806	12,116	1,937	819	United States	1,144	740	1,159	993	954
Total	19,467	5,828	12,126	1,956	819	Total	1,379	759	1,194	1,015	954
RECAPITULATION:						RECAPITULATION:					
British Empire	Lb. 227	Lb. 22	Lb. 10	Lb. 19	Lb.	British Empire	18	10	35	22
Foreign Countries	19,240	5,806	12,116	1,937	819	Foreign Countries	1,361	740	1,159	993	954

SESSIONAL PAPER No. 10b

POTASH, CHLORATE OF, NOT FURTHER PREPARED THAN GROUND. (Free.)

United Kingdom.....	Lb. 125,130	Lb. 43,464	Lb. 336	Lb. 336	United Kingdom.....	\$ 7,528	\$ 4,331	\$ 228	\$
Japan.....	683,555	26,802	1,120	1,120	Japan.....	62,667	7,748	511	9,848
United States.....	808,685	70,266	14,918	26,974	United States.....	70,195	12,079	8,813	14,659
Total.....			14,918	28,430	Total.....			8,813	9,848
RECAPITULATION.									
British Empire.....	125,130	43,464	336	336	British Empire.....	7,528	4,331	228	
Foreign Countries.....	683,555	26,802	14,918	28,094	Foreign Countries.....	62,667	7,748	8,813	9,848
Total.....					Total.....				

POTASH, MURIATE AND SULPHATE OF, CRUDE. (Free.)

United Kingdom.....	Lb. 1,111,187	Lb. 79,736	Lb. 552,862	Lb. 552,862	United Kingdom.....	\$ 9,768	\$ 65,247	\$	\$
France.....	199,276	330			France.....	4,123	150		
Germany.....	6,175,252	1,631,826	148,085	167,063	Germany.....	118,710	31,392	18,008	29,650
Japan.....	7,485,715	1,131,802	700,947	167,063	Japan.....	146,061	41,310	83,255	29,650
United States.....					United States.....				
Total.....					Total.....				
RECAPITULATION.									
British Empire.....	1,111,187	79,736	552,862	552,862	British Empire.....	23,222	9,768	65,247	
Foreign Countries.....	6,374,528	1,052,156	148,085	167,063	Foreign Countries.....	122,839	31,542	18,008	29,650
Total.....					Total.....				

POTASH, NITRATE OF, OR SALTPETRE. (Free.)

United Kingdom.....	Lb. 6,800	Lb. 329,473	Lb. 186,037	Lb. 19,902	United Kingdom.....	\$ 428	\$ 35,911	\$ 2,015	\$ 3,439
Hong Kong.....	260	326		200	Hong Kong.....	9	7		7
Germany.....	99,305				Germany.....	5,157			
United States.....	2,173,497	1,543,797	424,018	863,659	United States.....	134,637	228,565	66,498	183,770
Total.....					Total.....				
RECAPITULATION.									
British Empire.....	7,060	329,799	186,037	20,102	British Empire.....	437	35,918	2,015	3,436
Foreign Countries.....	2,272,712	1,543,797	424,018	863,659	Foreign Countries.....	139,794	228,565	66,498	183,770
Total.....					Total.....				

No. 19—Imports for Consumption, by Articles and Countries, during Fiscal Years ended March 31, 1915-1919—*Con.*

Imported from—	1915	1916	1917	1918	1919	Imported from—	1915	1916	1917	1918	1919
	Lb.	Lb.	Lb.	Lb.	Lb.		\$	\$	\$	\$	\$
United Kingdom.....	59,712	65,178	32,973	50	1,253	United Kingdom.....	9,543	35,804	25,095	134	2,557
France.....	4,086	21,281				France.....	411	8,746			
Germany.....	2,648					Germany.....	302				
Japan.....					1,732	Japan.....					1,677
United States.....	68,320	26,302	19,204	6,880	6,257	United States.....	12,095	12,021	10,568	7,211	8,786
Total.....	134,760	112,761	52,177	6,930	9,242	Total.....	22,351	56,571	36,263	7,345	13,020
RECAPITULATION:						RECAPITULATION:					
British Empire.....	59,712	65,178	32,973	50	1,253	British Empire.....	9,543	35,804	25,095	134	2,557
Foreign Countries.....	75,048	47,583	19,204	6,880	7,989	Foreign Countries.....	12,808	20,767	10,568	7,211	10,463

DRUGS, DYES, CHEMICALS AND MEDICINES—Continued.
POTASH, RED AND YELLOW PRUSSIAN OF. (Free.)

PRECIPITATE OF COPPER, CRUDE. (Free.)

Imported from—	1915	1916	1917	1918	1919	Imported from—	1915	1916	1917	1918	1919
	Lb.	Lb.	Lb.	Lb.	Lb.		\$	\$	\$	\$	\$
United Kingdom.....	187	187	9,942	21,900	1,000	United Kingdom.....				1,752	
United States.....						United States.....		35	719	1,752	96
Total.....	187	187	9,942	21,900	1,000	Total.....		35	719	1,752	96
RECAPITULATION:						RECAPITULATION:					
British Empire.....	187	187	9,942	21,900	1,000	British Empire.....				1,752	
Foreign Countries.....						Foreign Countries.....		35	719		96

PYROXYLIN AND WOOD NAPHTHA, PREPARATIONS OF, FOR COATING Imitation LEATHER, AND FOR THE MANUFACTURE OF LEATHER BELTING. (Dutiable.)

Imported from—	1915	1916	1917	1918	1919	Imported from—	1915	1916	1917	1918	1919
	\$	\$	\$	\$	\$		\$	\$	\$	\$	\$
United Kingdom.....	19,190	52,312	110,281	245,856	59,173	United Kingdom.....	19,190	52,312	110,281	245,856	59,173
United States.....						United States.....					
Total.....	19,190	52,312	110,281	245,856	59,173	Total.....	19,190	52,312	110,281	245,856	59,173
RECAPITULATION:						RECAPITULATION:					
British Empire.....	19,190	52,312	110,281	245,856	59,173	British Empire.....	19,190	52,312	110,281	245,856	59,173
Foreign Countries.....						Foreign Countries.....					

QUASSIA JUICE. (Free.)

Imported from—	1915	1916	1917	1918	1919	Imported from—	1915	1916	1917	1918	1919
	\$	\$	\$	\$	\$		\$	\$	\$	\$	\$
United Kingdom.....				30	12	United Kingdom.....					
United States.....						United States.....					
Total.....				30	12	Total.....				30	12
RECAPITULATION:						RECAPITULATION:					
British Empire.....				30	12	British Empire.....					
Foreign Countries.....						Foreign Countries.....					

No. 19—Imports for Consumption, by Articles and Countries, during Fiscal Years ended March 31, 1915-1919—Con.

Imported from—	1915	1916	1917	1918	1919	Imported from—	1915	1916	1917	1918	1919
DRUGS, DYES, CHEMICALS AND MEDICINES—Continued											
ROOTS, MEDICINAL, VIZ.: ALKANET, CRUDE, CRUSHED OR GROUND, ACONITE, CALUMBA, <i>FOLIA DIGITALLIS</i> , GENTIAN, GINSENG, JALAP, IPECACU, ANHA, IRIS, ORRIS ROOT, LIQUORICE, SABSAPARILLA, SQUILLS, TARAXACUM, RHUBARB AND VALERIAN, UNGROUND. (Free.)											
United Kingdom.....	\$ 994	\$ 1,421	\$ 869	\$ 318	\$ 25	Alaska.....	\$	\$	\$	\$	\$
British West Indies.....				437		Total.....	18,914	23,904	34,643	33,794	37,622
Hong Kong.....	317	845	1,748	3,287	8,603	RECAPITULATION.					
China.....	8	16	8	2	47	British Empire.....	1,311	2,266	2,617	4,012	8,628
France.....	2,009	168	1,723	708	394	Foreign Countries.....	17,633	21,538	32,025	29,752	28,994
Italy.....	365	418		14	843						
Japan.....		77									
Netherlands.....	15,256	20,865	30,287	29,736	27,002						
United States.....											

SAFFRON, SAFFRON CAKE, SAFFLOWER, AND EXTRACTS OF. (Free.)

	Lb.	Lb.	Lb.	Lb.	Lb.	\$	\$	\$	\$	\$	\$
United Kingdom.....	20	165	715	2		180	105	171	10		
Spain.....	10		3			47		22			
United States.....	241	337	289	706	1,038	785	886	824	1,224	2,192	
Total.....	271	442	1,007	708	1,038	1,062	991	1,017	1,234	2,192	
RECAPITULATION.											
British Empire.....	20	165	715	2		180	105	171	10		
Foreign Countries.....	251	337	292	706	1,038	882	886	846	1,224	2,192	

SAL AMMONIAC. (Free.)

	Lb.	Lb.	Lb.	Lb.	Lb.	\$	\$	\$	\$	\$	\$
United Kingdom.....	525,337	559,269	398,739	482,457	299,846	25,755	31,734	27,715	41,378	23,853	
Belgium.....	1,484					51					
France.....	234					28					
Germany.....	235,811					12,884					
United States.....	185,272	367,464	377,366	590,594	481,009	11,644	23,140	24,976	44,968	67,382	
Total.....	948,128	926,724	774,105	1,073,051	693,855	50,362	53,874	52,691	86,336	91,235	
RECAPITULATION.											
British Empire.....	525,337	559,269	398,739	482,457	299,846	25,755	31,734	27,715	41,378	23,853	
Foreign Countries.....	422,791	367,464	377,366	590,594	481,009	24,607	22,140	24,976	44,968	67,382	

SESSIONAL PAPER No. 10b

SALTS, GLAUBER. (Dutiable.)

	Lb.	Lb.	Lb.	Lb.	Lb.	Lb.	\$	\$	\$	\$	\$
United Kingdom.....	610,264	507,220	27,767	7,254	87,956	2,363	2,226	1,301	249	682
United States.....	55,240	245,348	570,521	800,552	463,257	329	5,675	8,478	15,272	9,398
Total.....	665,504	752,568	598,288	807,806	551,213	2,692	7,904	9,779	15,521	10,080
RECAPITULATION.											
British Empire.....	610,264	507,220	27,767	7,254	87,956	2,363	2,226	1,301	249	682
Foreign Countries.....	55,240	245,348	570,521	800,552	463,257	329	5,675	8,478	15,272	9,398

SODA, ARSENIATE, BINAERSENATE AND STANNATE OF. (Free.)

	Lb.	Lb.	Lb.	Lb.	Lb.	\$	\$	\$	\$	\$	
United Kingdom.....	7,910	6,761	7,152	4,474	857	310	377	528	146
United States.....	6,417	2,479	8,327	4,474	857	277	135	684	591
Total.....	14,327	9,240	15,479	4,474	857	587	515	1,212	591
RECAPITULATION.											
British Empire.....	7,910	6,761	7,152	4,474	857	310	377	528	146
Foreign Countries.....	6,417	2,479	8,327	4,474	857	277	135	684	591

SODA ASH OR BARIILA. (Free.)

	Lb.	Lb.	Lb.	Lb.	Lb.	\$	\$	\$	\$	\$	
United Kingdom.....	14,230,783	11,187,959	24,012,504	22,319,378	14,861,757	95,309	75,688	221,358	258,876	230,889
Germany.....	20	60,796,741	45,442,597	64,139,478	71,398,304	2	511,703	784,572	1,333,552	1,685,034
United States.....	44,243,482	60,796,741	45,442,597	64,139,478	71,398,304	297,088	587,391	1,005,430	1,592,428	1,915,923
Total.....	58,474,265	71,984,700	69,455,101	86,449,456	86,260,061	392,399	587,391	1,005,430	1,592,428	1,915,923
RECAPITULATION.											
British Empire.....	14,230,783	11,187,959	24,012,504	22,319,378	14,861,757	95,309	75,688	221,358	258,876	230,889
Foreign Countries.....	44,243,502	60,796,741	45,442,597	64,139,478	71,398,304	297,090	511,703	784,572	1,333,552	1,685,034

SODA, BICARBONATE OF. (Dutiable.)

	Lb.	Lb.	Lb.	Lb.	Lb.	\$	\$	\$	\$	\$	
United Kingdom.....	5,298,860	5,335,608	5,935,589	3,981,535	1,561,847	49,991	55,360	66,299	59,656	27,746
Hong Kong.....	100	60	3
Newfoundland.....	41	2
France.....	2,037,420	2,692,746	2,500,936	3,942,368	5,547,213	19,134	30,039	41,050	74,666	123,026
United States.....
Total.....	7,336,280	8,028,454	8,436,525	7,923,903	7,109,060	69,125	85,401	107,354	134,322	150,772
RECAPITULATION.											
British Empire.....	5,298,860	5,335,708	5,935,649	3,981,535	1,561,847	49,991	55,362	66,302	59,656	27,746
Foreign Countries.....	2,037,420	2,692,746	2,500,880	3,942,368	5,547,213	19,134	30,039	41,052	74,666	123,026

No. 19—Imports for Consumption, by Articles and Countries, during Fiscal Years ended March 31, 1915-1919—*Con.*

Imported from—	1915	1916	1917	1918	1919	Imported from—	1915	1916	1917	1918	1919
United Kingdom.....	Lb. 457,201	Lb. 312,963	Lb. 415,722	Lb. 357,733	Lb. 152,220	United Kingdom.....	\$ 21,628	\$ 32,434	\$ 115,041	\$ 68,796	\$ 35,472
Germany.....	73,562	23,550	830,303	832,719	982,266	Germany.....	1,187	73,204	221,989	146,373	183,230
United States.....	119,597	516,530	830,303	832,719	982,266	United States.....	6,192	73,204	221,989	146,373	183,230
Total.....	690,348	829,493	1,246,025	1,190,452	1,134,486	Total.....	29,007	105,638	337,030	215,169	218,702
RECAPITULATION.						RECAPITULATION.					
British Empire.....	457,201	312,963	415,722	357,733	152,220	British Empire.....	21,628	32,434	115,041	68,796	35,472
Foreign Countries.....	143,147	516,530	830,303	832,719	982,266	Foreign Countries.....	7,379	73,204	221,989	146,373	183,230

DRUGS, DYES, CHEMICALS AND MEDICINES—Continued.

SODA, BICHRIMATE OF. (Free.)

SODA, BISULPHITE OF. (Free.)

Imported from—	1915	1916	1917	1918	1919	Imported from—	1915	1916	1917	1918	1919
United Kingdom.....	Lb. 62,276	Lb. 81,118	Lb. 1,807	Lb. 4,480	Lb. 10,658,446	United Kingdom.....	\$ 809	\$ 7,298	\$ 107	\$ 600	\$ 47,587
Germany.....	73,562	568,371	719,848	946,739	10,658,446	Germany.....	1,398	13,459	25,405	31,211	47,587
United States.....	614,540	649,480	721,655	931,219	10,658,446	United States.....	10,410	20,757	25,512	31,811	47,587
Total.....	750,378	1,298,969	1,548,310	1,982,448	21,375,338	Total.....	12,615	29,757	25,512	31,811	47,587
RECAPITULATION.						RECAPITULATION.					
British Empire.....	62,276	81,118	1,807	4,480	10,658,446	British Empire.....	809	7,298	107	600	47,587
Foreign Countries.....	688,102	568,371	719,848	946,739	10,658,446	Foreign Countries.....	11,806	13,459	25,405	31,211	47,587

SODA, CAUSTIC, WHEN IN PACKAGES OF 25 LBS. AND OVER. (Free to July 1, 1914. Dutiable thereafter.)

Imported from—	1915	1916	1917	1918	1919	Imported from—	1915	1916	1917	1918	1919
United Kingdom.....	Lb. 729,437	Lb. 49,154	Lb. 34,081	Lb. 234,428	Lb. 15,087	United Kingdom.....	\$ 13,227	\$ 1,083	\$ 1,472	\$ 658,664	\$ 15,087
Hong Kong.....	40,345	9,504,345	13,407,830	12,729,745	11,155,055	Hong Kong.....	6	274,623	552,790	658,664	507,037
United States.....	15,403,219	9,504,345	13,407,830	12,729,745	11,155,055	United States.....	258,625	274,623	552,790	658,664	507,037
Total.....	16,123,836	9,553,499	13,441,911	12,729,745	11,379,483	Total.....	269,858	275,706	554,262	658,664	522,124
RECAPITULATION.						RECAPITULATION.					
British Empire.....	729,437	49,154	34,081	234,428	15,087	British Empire.....	13,233	1,083	1,472	658,664	15,087
Foreign Countries.....	15,403,219	9,504,345	13,407,830	12,729,745	11,155,055	Foreign Countries.....	256,625	274,623	552,790	658,664	507,037

SESSIONAL PAPER No. 10b

SODA, CAUSTIC, WHEN IN PACKAGES OF LESS THAN 25 LBS. EACH. (Dutiable)

United Kingdom.....	Lb.	Lb.	Lb.	Lb.	Lb.	Lb.	\$	\$	\$	\$
United States.....	12,590	17,511	3,656	402,763	93,912	569	256	589	257	9,200
Total.....	422,947	71,744	103,382	402,763	93,912	4,550	10,455	4,550	8,504	22,085
RECAPITULATION.	435,537	89,255	107,038	402,763	93,912	5,149	10,711	5,149	8,791	22,085
British Empire.....	12,590	17,511	3,656			569	256	569	287	
Foreign Countries.....	422,947	71,744	103,382	402,763	93,912	4,550	10,455	4,550	8,504	22,085
Total.....										9,200

SODA, CHLORATE OF. (Free)

United Kingdom.....	Lb.	Lb.	Lb.	Lb.	Lb.	\$	\$	\$	\$
France.....	275,224	6,720	6,720			12,013	1,636	1,636	
United States.....	49,177	29,922	9,197	11,919	582	5,490	6,088	1,856	2,593
Total.....	324,401	29,922	15,917	11,919	582	17,503	6,088	3,492	2,593
RECAPITULATION.									
British Empire.....	324,401	29,922	6,720			17,503	6,088	1,636	2,593
Foreign Countries.....			9,197	11,919	582			1,856	
Total.....									

SODA, HYPOSULPHITE, WHEN IMPORTED BY TANNERS FOR USE IN THEIR OWN FACTORIES IN THE TANNING OF LEATHER. (Free.)

United Kingdom.....	Lb.	Lb.	Lb.	Lb.	Lb.	\$	\$	\$	\$
United States.....	262,648	240,350	179,800	141,680	369,200	2,993	3,141	2,553	2,201
Total.....	262,648	240,350	179,800	141,680	369,200	2,993	3,141	2,553	2,201
RECAPITULATION.									
British Empire.....	262,648	240,350	179,800	141,680	369,200	2,993	3,141	2,553	2,201
Foreign Countries.....									
Total.....									

No. 19—Imports for Consumption, by Articles and Countries, during Fiscal Years ended March 31, 1915-1919—*Con.*

Imported from—	1915	1916	1917	1918	1919	Imported from—	1915	1916	1917	1918	1919
United Kingdom.....	Lb. 337,384	Lb.	Lb.	Lb.	Lb. 1	United Kingdom.....	\$ 8,790	\$	\$	\$	\$ 1
Hong Kong.....	80,000	3,200	Hong Kong.....	1,879	102
Belgium.....	34,631,872	Belgium.....	146,986	134,153	309,383	1,058,895
Chile.....	7,014,586	6,379,652	11,414,638	Chile.....	389
France.....	11,200	France.....	3,836
Germany.....	101,496	Germany.....	286
Norway.....	6,315	Norway.....	506,219	1,423,607	2,309,425	2,332,807	2,255,371
United States.....	26,022,921	53,314,476	77,821,375	51,089,362	49,398,278	United States.....
Total.....	26,559,516	69,329,062	81,201,027	62,501,000	84,033,351	Total.....	581,399	1,570,593	2,533,578	2,642,190	3,294,369
RECAPITULATION:						RECAPITULATION:					
British Empire.....	337,384	3,201	British Empire.....	8,790	103
Foreign Countries.....	26,222,132	69,329,062	81,201,027	62,501,000	81,030,150	Foreign Countries.....	572,609	1,570,593	2,533,578	2,642,190	3,294,266

SODA, NITRATE OF. (Free.)

United Kingdom.....	Lb. 9,806	Lb. 7,989	Lb. 1,931	Lb.	Lb.	United Kingdom.....	\$ 605	\$ 527	\$ 180	\$	\$
Germany.....	8,120	Germany.....	319
Norway.....	2,794	Norway.....	175
United States.....	410,310	2,003	45,880	42,271	18,615	United States.....	8,379	211	3,427	8,908	5,272
Total.....	434,236	12,846	47,811	42,271	18,615	Total.....	9,503	913	3,607	8,908	5,272
RECAPITULATION:						RECAPITULATION:					
British Empire.....	9,806	7,989	1,931	British Empire.....	605	527	180
Foreign Countries.....	424,430	4,857	45,880	42,271	18,615	Foreign Countries.....	8,898	386	3,427	8,908	5,272

SODA, PEROXIDE OF. (Free.)

United Kingdom.....	Lb. 260	Lb.	Lb.	Lb.	Lb.	United Kingdom.....	\$ 50	\$	\$	\$	\$
United States.....	22,892	17,359	15,830	40,424	60,339	United States.....	6,440	4,997	7,522	16,343	19,739
Total.....	23,152	17,359	15,830	40,424	60,339	Total.....	6,490	4,997	7,522	16,343	19,739
RECAPITULATION:						RECAPITULATION:					
British Empire.....	260	British Empire.....	50
Foreign Countries.....	22,892	17,359	15,830	40,424	60,339	Foreign Countries.....	6,440	4,997	7,522	16,343	19,739

SESSIONAL PAPER No. 10b

SODA, PRUSSIAN AND SULPHITE OF. (Free.)

United Kingdom.....	Lb.	Lb.	Lb.	Lb.	Lb.	Lb.	Lb.	\$	\$	\$	\$
France.....	33,994	141,254	232,816	331,115	227,961	4,391	101,154	7,299	04,935		
United States.....	11,000	270,772	370,026	738,048	785,837	380	31,303	75,004	100,336		
Total.....	106,994	415,026	602,842	771,163	1,013,801	20,132	132,517	82,873	405,271		
RECAPITULATION.											
British Empire.....	33,994	144,254	232,816	331,115	227,961	4,391	101,154	7,299	04,935		
Foreign Countries.....	177,509	270,772	370,026	738,048	785,837	15,741	31,303	75,004	100,336		

SODA, SAL. (Free.)

United Kingdom.....	Lb.	Lb.	Lb.	Lb.	Lb.	\$	\$	\$	\$
France.....	3,141,261	1,551,950	3,340,205	105,984	27,139	17,044	22,875	1,122	575
Germany.....	12,320					73			
United States.....	6,203,372	5,955,395	6,781,302	12,582,405	10,644,763	37,880	71,832	151,701	170,771
Total.....	9,361,953	7,507,345	10,121,507	12,688,479	10,671,902	55,022	94,707	152,823	171,346
RECAPITULATION.									
British Empire.....	3,141,261	1,551,950	3,340,205	105,984	27,139	17,044	22,875	1,122	575
Foreign Countries.....	6,217,692	5,955,395	6,781,302	12,582,405	10,644,763	37,978	71,832	151,701	170,771

SODA, SULCATE OF, IN CRYSTALS OR IN SOLUTION. (Free.)

United Kingdom.....	Lb.	Lb.	Lb.	Lb.	Lb.	\$	\$	\$	\$
Germany.....	675,010	569,728	622,599	737,144	1,017,725	6,728	8,054	40,821	21,857
United States.....	12,236,627	15,581,270	18,479,774	20,537,452	24,452,390	36	105,018	161,663	265,304
Total.....	12,911,877	16,150,998	19,102,373	21,274,296	25,470,115	77,036	113,072	172,484	287,361
RECAPITULATION.									
British Empire.....	675,010	569,728	622,599	737,144	1,017,725	6,728	8,054	40,821	21,857
Foreign Countries.....	12,236,627	15,581,270	18,479,774	20,537,452	24,452,390	70,308	105,018	161,663	265,304

No. 19—Imports for Consumption, by Articles and Countries, during Fiscal Years ended March 31, 1915-1919—*Con.*

Imported from—	1915	1916	1917	1918	1919	1915	1916	1917	1918	1919
						Imported from—				
DRUGS, DYES, CHEMICALS AND MEDICINES—Continued.										
SODA, SULPHATE OF, CRUDE, KNOWN AS SALT CAKE. (Free.)										
	Lb.	Lb.	Lb.	Lb.	Lb.	\$	\$	\$	\$	\$
United Kingdom.....	8,954,170	15,100,484	3,308,917	22,713,772	32,890,788	40,659	73,893	23,771	159,895	216,068
United States.....	28,776,388	19,061,087	43,123,118	47,579,815	34,726,974	126,604	87,663	216,832	449,134	410,378
Total.....	37,730,558	34,161,521	46,432,035	70,293,587	67,617,762	167,263	161,550	240,603	609,029	626,446
RECAPITULATION.										
British Empire.....	8,954,170	15,100,484	3,308,917	22,713,772	32,890,788	40,659	73,893	23,771	159,895	216,068
Foreign Countries.....	28,776,388	19,061,087	43,123,118	47,579,815	34,726,974	126,604	87,663	216,832	449,134	410,378

SODIUM, HYPOSULPHITE. (Dutiable.)

	\$	\$	\$	\$	\$	\$	\$	\$	\$	\$
RECAPITULATION.										
United Kingdom.....	388	725	216	216	388	725	216	216	388	725
United States.....	2,315	3,063	2,689	4,652	9,734	2,315	3,063	2,689	4,652	9,734
Total.....	2,703	3,788	2,689	4,868	9,734	2,703	3,788	2,689	4,652	9,734

SODIUM, SULPHIDE OF. (Free.)

	Lb.	Lb.	Lb.	Lb.	Lb.	\$	\$	\$	\$	\$
RECAPITULATION.										
United Kingdom.....	4,680	22,918	100	36,932	2,062,938	85	413	11	1,089	88,459
Belgium.....	7,444					87				
Germany.....	75,367					927				
United States.....	1,572,547	1,506,998	2,474,586	2,071,751	2,062,938	29,161	27,853	57,301	49,625	88,459
Total.....	1,665,338	1,529,916	2,474,686	2,108,683	2,062,938	30,308	28,266	57,312	50,714	88,459
RECAPITULATION.										
British Empire.....	4,680	22,918	100	36,932	2,062,938	85	413	11	1,089	88,459
Foreign Countries.....	1,665,338	1,506,998	2,474,586	2,071,751	2,062,938	30,223	27,853	57,301	49,625	88,459

SESSIONAL PAPER No. 106

SPIRITS AND STRONG WATERS OF ANY KIND MIXED WITH ANY INGREDIENT OR INGREDIENTS, AND BEING KNOWN OR DESIGNATED AS ANODYNES, ELIXIRS, ESSENCES, EXTRACTS, LOTIONS, TINCTURES OR MEDICINES, OR ETHEREAL AND SPIRITUOUS FRUIT ESSENCES, N.O.P. (Dutiable.)

	Gal.	Gal.	Gal.	Gal.	Gal.	Gal.	Gal.	\$	\$	\$	\$	\$
United Kingdom.....	1,708	1,240	1,055	655	716	14,069	10,756	14,637	10,308	16,285		
Hong Kong.....	730	1,006	1,826	2,457	2	1,123	1,439	3,088	5,103	16,145		
Belgium.....	9											
China.....	108	50	31	4		128	66		62	48		
France.....	264	215	257	187	686	3,341	3,509	4,401	4,627	7,503		
Germany.....	69					706						
Greece.....	4					10						
Italy.....	1,027	1,565	879	198	20	4,415	4,302	2,488	517	30		
Japan.....		9	43	3	1	51	72	499	365	6		
Netherlands.....	4	2,226	1,721	2,703	3,210	25,040	26,048	25,500	40,231	810		
United States.....	2,043											
Total.....	6,366	6,311	5,781	6,237	4,946	48,952	46,343	50,742	61,119	79,330		
RECAPITULATION.												
British Empire.....	2,438	2,245	2,881	3,092	748	15,192	12,195	17,725	15,411	16,430		
Foreign Countries.....	4,128	4,065	2,900	3,145	4,198	33,760	34,148	33,017	45,708	62,900		

SULPHATE OF COPPER (BLUE VITRIOL). (Free.)

	Lb.	Lb.	Lb.	Lb.	Lb.	Lb.	\$	\$	\$	\$	\$
United Kingdom.....	297,803	612,554	473,742	100		11,817	45,007	50,480	18		
Belgium.....	4,409					207					
Germany.....	85					11					
Japan.....					300	58,543	65,554	189,413	254,499	230,482	
United States.....	1,304,037	1,287,001	1,546,115	2,792,687	2,526,418	70,578	140,621	240,898	254,535	229,097	
Total.....	1,574,334	1,900,155	2,029,910	2,792,820	2,526,718	11,817	45,007	50,480	18		
RECAPITULATION.											
British Empire.....	297,803	612,554	473,742	100		11,817	45,007	50,480	18		
Foreign Countries.....	1,308,531	1,287,401	1,556,168	2,792,720	2,526,718	58,761	95,554	199,418	254,517	229,097	

SULPHATE OF IRON (COPPERAS). (Free.)

	Lb.	Lb.	Lb.	Lb.	Lb.	Lb.	\$	\$	\$	\$	\$
United Kingdom.....	78,006	159,181	13,523	2,824	5,332	410	1,526	289	62	209	
Germany.....	558					7					
United States.....	660,270	492,100	712,238	716,861	771,279	4,918	4,561	10,548	9,697	15,374	
Total.....	738,834	651,281	725,761	719,685	776,611	5,344	6,087	10,837	9,159	15,673	
RECAPITULATION.											
British Empire.....	78,006	159,181	13,523	2,824	5,332	410	1,526	289	62	209	
Foreign Countries.....	660,827	492,100	712,238	716,861	771,279	4,925	4,561	10,548	9,097	15,374	

No. 19—Imports for Consumption, by Articles and Countries, during Fiscal Years ended March 31, 1915-1919—*Con.*

Imported from—	1915	1916	1917	1918	1919	Imported from—	1915	1916	1917	1918	1919
United Kingdom.....	29,105	11,511	23,007	5,875	11,219	RECAPITULATION.					
Germany.....	1,856	61,766	119,689	108,938	123,941	British Empire.....	29,105	11,511	23,007	5,875	11,219
United States.....	36,353	76,277	142,696	113,913	135,160	Foreign Countries.....	38,209	64,766	119,689	108,938	123,941
Total.....	67,314	150,554	315,492	328,726	374,320						

DRUGS, DYES, CHEMICALS AND MEDICINES—Continued.
SULPHURIC ETHER, CHLOROFORM AND SOLUTIONS OF PEROXIDE OF HYDROGEN. (Dutiable.)

SURGICAL DRESSINGS, ANTISEPTIC, SUCH AS ABSORBENT COTTON, COTTON WOOL, LINT, LAMB'S WOOL, TOW, TUTT, GAUZES AND OAKUM, PREPARED FOR USE AS SURGICAL DRESSINGS, PLAIN OR MEDICATED. (Dutiable.)

United Kingdom.....	65,039	45,789	41,542	58,241	169,657	United States.....	185,098	251,899	268,752	318,738	459,192
Belgium.....	131	17	62	36	550	Total.....	251,463	297,941	310,402	377,240	629,408
China.....	128	148	62	36	550	RECAPITULATION.					
France.....	114	88	246	222	550	British Empire.....	65,039	45,789	41,542	58,244	169,657
Germany.....	213	88	246	222	550	Foreign Countries.....	186,424	252,152	268,960	318,996	459,751
Netherlands.....	110	110	110	110	110						
Switzerland.....	110	110	110	110	110						

TARTARIC ACID CRYSTALS. (Free.)

United Kingdom.....	67,381	155,036	152,234	194,214	61,280	United Kingdom.....	19,771	55,777	91,297	113,827	45,033
France.....	71,429	5,380	4,412	10,789	61,280	France.....	16,591	1,337	2,999	3,858	4,033
Germany.....	44,952	53,714	53,714	82,748	79,444	Germany.....	11,045	29,484	47,105	57,455	57,455
Italy.....	53,376	178,152	69,682	95,506	185,834	Italy.....	26,575	69,319	54,494	54,228	143,113
United States.....	237,188	338,568	316,012	383,257	329,558	United States.....	97,952	126,424	178,274	216,138	239,591
Total.....	67,381	155,036	152,234	194,214	61,280	Total.....	19,771	55,777	91,297	113,827	45,033
RECAPITULATION.	169,757	183,532	163,908	189,013	265,278	RECAPITULATION.	48,181	70,647	86,977	102,311	193,568
British Empire.....	67,381	155,036	152,234	194,214	61,280	British Empire.....	19,771	55,777	91,297	113,827	45,033
Foreign Countries.....	169,757	183,532	163,908	189,013	265,278	Foreign Countries.....	48,181	70,647	86,977	102,311	193,568

SESSIONAL PAPER No. 10b

TERRA JAPONICA, GAMBIEE OR CUTCH. (Free.)

	Lb.	Lb.	Lb.	Lb.	Lb.	Lb.	Lb.	\$	\$	\$	\$	\$	\$
United Kingdom.....	93,300	115,892	132,122	65,495	45,182	United Kingdom.....	6,338	9,257	13,357	6,381	5,376		
British East Indies—						British East Indies—							
Ceylon.....						Ceylon.....							
India.....	74,191	8,775	106,722	31,244	155,065	India.....	3,491	746	13,767	3,423	12,192		
Straits Settlements.....	4,450	12,203	13,500	28,000	50,400	Straits Settlements.....	164	486	1,000	1,975	3,600		
Other.....				700	100	Other.....				39	10		
Newfoundland.....		30				Newfoundland.....		3					
China.....	2,709,733	1,201,177	595,022	714,033	5,600	China.....						472	
Japan.....					637,527	Japan.....						56,270	
United States.....	2,881,707	1,341,077	908,309	839,472	907,874	United States.....	85,900	61,337	45,757	5	72,551		
Total.....						Total.....	95,893	71,829	73,886	68,088	94,201		
RECAPITULATION.....						RECAPITULATION.....							
British Empire.....	171,074	136,870	312,344	125,439	250,747	British Empire.....	9,903	10,489	28,124	11,818	21,178		
Foreign Countries.....	2,709,733	1,304,207	595,965	714,033	637,127	Foreign Countries.....	85,900	61,340	45,762	56,270	73,023		

THORIUM NITRATE. (Dutiable.)

	\$	\$	\$	\$	\$	\$	\$	\$	\$	\$	\$	\$	
United Kingdom.....	542	194	194	465	132	United Kingdom.....	542	194	194	465	132		
United States.....						United States.....							
Total.....	542	194	194	465	132	Total.....	542	194	194	465	132		
RECAPITULATION.....						RECAPITULATION.....							
British Empire.....						British Empire.....							
Foreign Countries.....						Foreign Countries.....							

TONQUIN BEANS, CRUDE ONLY. (Free.)

	Lb.	Lb.	Lb.	Lb.	Lb.	Lb.	Lb.	\$	\$	\$	\$	\$	\$
United Kingdom.....	1,262	1,545	803	1,977	1,258	United Kingdom.....	1,776	1,615	669	1,541	1,088		
United States.....			302			United States.....			269				
Venezuela.....						Venezuela.....							
Total.....	1,262	1,545	1,105	1,977	1,258	Total.....	1,776	1,615	938	1,541	1,088		
RECAPITULATION.....						RECAPITULATION.....							
British Empire.....						British Empire.....							
Foreign Countries.....	1,262	1,545	1,105	1,977	1,258	Foreign Countries.....	1,776	1,615	938	1,541	1,088		

TURMERIC. (Free.)

	Lb.	Lb.	Lb.	Lb.	Lb.	Lb.	Lb.	\$	\$	\$	\$	\$	\$
United Kingdom.....	3,782	9,238	42,510	7,899	18,144	United Kingdom.....	201	631	3,908	900	3,460		
British East Indies—						British East Indies—							
India.....	6,720	83,380	95,822	2,506	91,607	India.....	297	5,027	9,408	310	10,587		
United States.....	34,992			70,296		United States.....	2,009			7,129			
Total.....	45,494	92,618	138,332	80,761	109,751	Total.....	2,507	5,658	13,316	8,429	14,047		
RECAPITULATION.....						RECAPITULATION.....							
British Empire.....	10,502	9,238	42,510	10,405	18,144	British Empire.....	498	631	3,908	1,300	3,460		
Foreign Countries.....	34,992	83,380	95,822	70,296	91,607	Foreign Countries.....	2,009	5,027	9,408	7,129	10,587		

No. 19—Imports for Consumption, by Articles and Countries, during Fiscal Years ended March 31, 1915-1919—*Con.*

Imported from—	1915	1916	1917	1918	1919	1915.	1916	1917	1918	1919
United Kingdom.....	\$ 133	\$ 198	\$	\$ 78	\$ 50					
British East Indies—										
Other.....	287	80		2						
France.....	1,055	1,418		1,071					80	50
United States.....	12,951	13,852	40,458	53,130	72,665	133	198	41,538	54,548	73,736
Foreign Countries.....						13,338	13,932	41,538	54,548	73,736
Total.....	13,471	14,130	41,538	54,628	73,786					

DRUGS, DYES, CHEMICALS AND MEDICINES—Continued.
VACCINE AND IVORY VACCINE POINTS. (Free.)

	RECAPITULATION.				
British Empire.....	133	198	40,458	53,130	72,665
Foreign Countries.....	133	198	41,538	54,548	73,736

VACCINE POINTS, ARTICLES FOR THE MANUFACTURE, VIZ.: GLASS CAPS, METALLIC TUBES, SHELLS, CONTAINERS AND CAPILLARY TUBES, RUBBER BULBS, BOXES AND CORKS, WHEN IMPORTED BY MANUFACTURERS OF VACCINE POINTS FOR USE EXCLUSIVELY IN THE MANUFACTURE OF SUCH ARTICLES IN THEIR OWN FACTORIES. (Free.)

	RECAPITULATION.				
British Empire.....	40	40	51	5,583	2,931
Foreign Countries.....	40	40	51	5,583	2,931

VANILLA BEANS, CRUDE ONLY. (Free)

	Lb.	Lb.	Lb.	Lb.	Lb.	\$	\$	\$	\$	\$
United Kingdom.....	765	870								
British Oceania—										
Australia.....					351					251
Fiji.....			294						405	
New Zealand.....					806					816
France.....	496	6,577	3,129			1,118	2,410	14,804	8,105	
Mexico.....	25								126	
United States.....	15,806	30,105	26,142		40,005	48,875	46,295	82,961	64,731	91,097
Total.....	17,127	23,746	37,552	29,500	41,162	52,387	52,772	99,583	73,367	92,164
RECAPITULATION:										
British Empire.....	765	870	294		1,157	2,394	4,067	1,818	405	1,067
Foreign Countries.....	16,362	36,682	29,296		40,005	49,993	48,705	97,765	72,962	91,097

VASELINE AND ALL SIMILAR PREPARATIONS OF PETROLEUM, FOR TOILET, MEDICINAL OR OTHER PURPOSES. (Dutiable.)

	\$	\$	\$	\$	\$	\$	\$	\$	\$	\$
United Kingdom.....	299	1,895	688		93					
Hong Kong.....	220			1,622						
Belgium.....	21			2						
France.....	545								638	83
Germany.....	2,124	35,038	36,415	67,768	173,705	209	1,895	638	1,624	83
United States.....						22,913	35,038	36,415	67,768	173,705
Total.....	23,212	36,933	37,053	69,392	173,708					

SESSIONAL PAPER No. 10b

VERDIGRIS, OR SUB-ACETATE OF COPPER, DRY. (Free.)

	Lb.	Lb.	Lb.	Lb.	Lb.	Lb.	Lb.	\$	\$	\$	\$
United Kingdom.....	1,386	500	136
France.....	2,752	110	19
United States.....	8,581	2,575	2,202	3,509	3,409	1,141	1,130	1,571
Total.....	4,138	9,191	2,575	2,202	3,509	927	1,141	1,130	1,571
RECAPITULATION.											
British Empire.....	4,138	500	136
Foreign Countries.....	8,691	2,575	2,202	3,509	3,428	1,141	1,130	1,571

WINES, MEDICINAL OR MEDICATED, CONTAINING NOT MORE THAN 40 PER CENT OF PROOF SPIRIT. (Dutiable.)

	Gal.	Gal.	Gal.	Gal.	Gal.	Gal.	Gal.	Gal.	\$	\$	\$	\$
United Kingdom.....	2,928	8,572	21,201	1,334	208	11,733	32,150	68,737	4,771
British Oceania—
Australia.....	85	60	50	228	171	140
British West Indies.....	7	61	6	1	11	11
Hong Kong.....	387	11	13	6
Austria-Hungary.....	2	21	715
China.....	11,573	9,175	8,387	5,618	2,098	9	24
France.....	24,018	17,775	17,356	11,871
St. Pierre and Miquelon.....	2	3	7
Germany.....	107	100	46	36	10	240	112	108
Italy.....	14	68	24	2	222	320
Portugal.....	595	354	93	6,708	7,685	1,320	9	51	9
Spain.....	70	283	6,563
United States.....	15,700	18,426	29,810	13,701	9,991	1,779	844
Total.....	3,020	8,609	21,257	1,335	200	38,795	51,621	86,899	23,331
RECAPITULATION.												
British Empire.....	12,680	9,727	8,553	12,366	9,791	11,972	32,409	68,890	4,777
Foreign Countries.....	26,823	19,212	17,809	18,564

ZINC DUST. (Free.)

	Lb.	Lb.	Lb.	Lb.	Lb.	Lb.	Lb.	\$	\$	\$	\$	
United Kingdom.....	15,960	224	1,749
Belgium.....	11,000	569
Germany.....	22,057	1,326
Japan.....	228,667	173,960	47,476	26,888
United States.....	344,822	568,951	440,230	329,182	345,756	34,660	91,483	106,745	55,181
Total.....	393,839	569,175	668,897	504,142	345,756	38,304	91,507	154,224	82,069
RECAPITULATION.												
British Empire.....	15,960	224	1,749
Foreign Countries.....	377,879	568,951	668,897	504,142	345,756	36,555	91,483	154,224	82,069

SESSIONAL PAPER No. 10b

Other.....	104	486	1,000	1,077	3,009	Mexico.....	900,252	135,877	538,632	578,106	517,776
British Guiana.....	8	472,211	1,065,453	352,028	298,906	Netherlands.....	13,170	10,730	5,742	1,782	2,168
British Honduras.....	597	171	896	3,275	1,573	Dutch East Indies.....	10,933	54,342	74,643	31,644	244
British Oceania—						Norway.....	1,508	3,879	33,617	36,833	315
Australia.....	2,170	9,173	15,866	21,703	9,669	Persia.....	11,251	17,537	337	2,471	1,425
Fiji.....	1,631	6,598	9,431	7,435	3,251	Portugal.....	3,251	202	84	84	1,161
New Zealand.....						Russia.....	51,610	58,848	76,293	140,939	114,599
British West Indies.....						Sweden.....	97,691	37,573	21,075,826	21,230,054	26,194,370
Barbados.....						Switzerland.....	8,449,398	12,055,876	209	20,325	
Jamaica.....						United States.....	18,637	17,094,025	27,000,213	20,522,172	32,788,704
Trinidad and Tobago.....						Venezuela.....					
Other.....						Total.....	13,443,067	17,094,025	27,000,213	20,522,172	32,788,704
Egypt and Sudan.....	801	801	25,876	44,937	9,315	RECAPITULATION.					
Hong Kong.....	18,158	15,485	25,876	44,937	66,096	British Empire.....	2,878,322	3,034,277	4,873,226	3,636,024	4,010,780
Newfoundland.....	1	25	34,779	19,878	184,568	Foreign Countries.....	10,570,745	14,000,048	22,726,987	22,886,148	28,777,924
Argentina Republic.....	9,570	293	134,153	309,383	405						
Austria-Hungary.....	72,295	146,986	12,102	52,498	1,058,895						
Belgium.....	6,259	7,80	187		51,241						
China.....	75	80									
Denmark.....	216	444,540	532,751	359,666	341,595						
Egypt and Sudan.....											
France.....	453,554										

EARTHENWARE AND CHINAWARE. (See also "BRICKS", Etc.)
BROWN OR COLOURED EARTHEN AND STONEWARE AND ROCKINGHAM WARE. (Dutiable.)

United Kingdom.....	\$	\$	\$	\$	\$	United States.....	\$	\$	\$	\$	\$
Hong Kong.....	18,407	13,830	39,819	32,509	17,667	Total.....	44,087	79,170	101,230	81,205	67,818
China.....	74	41	151	316	88						
France.....	36	321	456	8	52						
Germany.....	70	70	182	8							
Italy.....	70	32		77							
Japan.....	619	124	4,490	4,939	2,392	RECAPITULATION.					
Mexico.....				23		British Empire.....	18,541	13,871	39,970	32,855	17,755
Netherlands.....	4	32	824	215		Foreign Countries.....	44,772	70,749	107,092	86,467	70,172

CHINAWARE, TO BE SILVER-MOUNTED, IMPORTED BY MANUFACTURERS OF SILVERWARE. (Dutiable.)

United Kingdom.....	\$	\$	\$	\$	\$	British Empire.....	\$	\$	\$	\$	\$
France.....	37	5,437	315			RECAPITULATION.					
United States.....	597					British Empire.....	37	5,437	315	315	
	116	230	5		5	Foreign Countries.....	713	539			5
Total.....	750	5,076	315		5						

No. 19—Imports for Consumption, by Articles and Countries, during Fiscal Years ended March 31, 1915-1919—*Con.*

Imported from—	1915	1916	1917	1918	1919	Imported from—	1915	1916	1917	1918	1919
EARTHENWARE AND CHINAWARE—Continued.											
CHINA AND PORCELAIN WARE, N. O. P. (Dutiable.)											
United Kingdom.....	\$ 8,377	\$ 6,597	\$ 5,618	\$ 12,073	\$ 5,598	United States.....	\$ 10,544	\$ 5,980	\$ 7,857	\$ 10,530	\$ 13,069
Hong Kong.....	84	51	852	29	22	Total.....	26,419	19,052	16,935	28,714	23,444
Austria-Hungary.....	181	7	45	RECAPITULATION.					
China.....	34	402	British Empire.....	8,461	6,558	6,470	12,093	5,620
France.....	302	66	Foreign Countries.....	17,688	12,494	10,465	16,621	17,824
Germany.....	3,563	2,008	5,644	4,725						
Japan.....	2,827	6,441						
Netherlands.....	185						
Portugal.....	52						

C. C. OR CREAM-COLOURED WARE, DECORATED, PRINTED OR SPONGED, AND ALL EARTHENWARE N. O. P. (Dutiable.)

United Kingdom.....	\$ 96,648	\$ 85,861	\$ 100,008	\$ 127,815	\$ 111,669	Italy.....	\$ 282	\$ 4,451	\$ 6,353	\$ 12,310	\$ 344
British East Indies -	2	Japan.....	7,921	4,651	6,353	6,353	8,462
India.....	2	Netherlands.....	626	625	70	70	72,537
Hong Kong.....	239	161	306	645	728	United States.....	34,995	35,077	79,658	79,994	197,068
Austria-Hungary.....	1,040	Total.....	151,207	127,694	187,761	221,123	
Belgium.....	67	RECAPITULATION.					
Brazil.....	409	28	42	135	British Empire.....	96,889	86,022	101,214	128,460	115,429
China.....	264	409	Foreign Countries.....	54,318	41,672	86,547	92,663	81,669
France.....	2,439	549	408	317	51						
St. Pierre and Miquelon.....	1						
Germany.....	6,684						

DEMJOHNS, CHURNS OR CROCKS. (Dutiable.)

United Kingdom.....	\$ 1,502	\$ 179	\$ 2,547	\$ 1,944	\$ 76	RECAPITULATION.					
Hong Kong.....	2	3	42	British Empire.....	1,504	182	2,589	1,944	70
China.....	25	Foreign Countries.....	23,041	10,718	15,776	53,543	45,874
Germany.....	19	187	53,513	45,874						
Netherlands.....	23,622	10,693	15,589						
United States.....	18,365	55,487	45,950						
Total.....	25,145	10,900	18,365	55,487	45,950						

SESSIONAL PAPER No. 10b

TABLE-WARE OF CHINA, PORCELAIN, WHITE GRANITE OR IRONSTONE-WARE. (Dutiable.)

United Kingdom.....	\$ 870,880	\$ 782,339	\$ 1,308,830	\$ 1,482,787	\$ 1,328,397	\$ 63,256	\$ 96,900	\$ 231,322	\$ 294,455	\$ 198,214
British West Indies.....	24					4,757	4,801	38,641	17,119	852
Egypt and Sudan.....		128				34				
Hong Kong.....	2,290	2,195	3,144	3,977	4,480	89				
Austria-Hungary.....	25,368	27				139				
Belgium.....	670						58			
Brazil.....							760			13
China.....	849	212	39		122	28,444	37,810	88,630	74,454	101,323
Denmark.....	80	45	141		14					
Egypt and Sudan.....	39									
France.....	143,604	102,889	97,248	95,199	93,295	1,264,930	1,028,248	1,758,595	1,967,991	1,729,620
St. Pierre and Miquelon.....		3								
Germany.....	121,970							1,311,974	1,486,764	1,332,787
Greece.....								446,621	481,227	393,833
Italy.....	2,437	72	600							
Total.....										
RECAPITULATION.										
British Empire.....						873,194	784,662	1,311,974	1,486,764	1,332,787
Foreign Countries.....						391,736	243,586	446,621	481,227	393,833

TILES OR BLOCKS OF EARTHENWARE OR STONE PREPARED FOR MOSAIC FLOORING. (Dutiable.)

United Kingdom.....	\$ 9,973	\$ 7,252	\$ 5,417	\$ 4,583	\$ 2,982	\$	\$	\$	\$	\$
France.....	757									
Germany.....	18									
Italy.....	608	347				9,973	7,252	5,417	4,583	2,982
Japan.....		348		14		74,800	32,274	32,804	18,927	30,461
United States.....	73,117	31,570	32,804	18,913	30,659					
Total.....	84,473	39,526	38,221	23,510	33,593					
RECAPITULATION.										
British Empire.....						9,973	7,252	5,417	4,583	2,982
Foreign Countries.....						74,800	32,274	32,804	18,927	30,461

TILES, EARTHENWARE, N.O.P. (Dutiable.)

United Kingdom.....	\$ 61,463	\$ 29,096	\$ 40,440	\$ 38,023	\$ 25,327	\$	\$	\$	\$	\$
France.....	2									
Germany.....	293					61,463	29,096	40,440	38,023	25,327
Netherlands.....		99				98,709	54,766	34,322	20,641	40,797
United States.....	98,414	54,667	34,322	20,641	40,797					
Total.....	190,172	84,462	74,762	58,661	66,124					
RECAPITULATION.										
British Empire.....						61,463	29,096	40,440	38,023	25,327
Foreign Countries.....						98,709	54,766	34,322	20,641	40,797

No. 19—Imports for Consumption, by Articles and Countries, during Fiscal Years ended March 31, 1915-1919—*Con.*

Imported from—	1915	1916	1917	1918	1919	Imported from—	1915	1916	1917	1918	1919
United Kingdom	65,985	19,843	39,402	24,713	13,053	Mexico					
Hong Kong	279	276	96	120	308	Netherlands	525	132	79	52	
Austria-Hungary	601					United States	83,556	42,001	110,447	59,566	59,929
Belgium	126					Total	104,626	67,575	147,310	87,965	75,839
China	278	9	3	173	197	RECAPITULATION:					
France	1,325	241	153		46	British Empire	66,931	20,119	30,408	24,833	13,361
Germany	10,474					Foreign Countries	98,362	47,456	116,902	63,132	62,478
Italy	136										
Japan	1,341	5,013	6,030	3,311	2,306						

EARTHENWARE AND CHINAWARE—Concluded.

OTHER MANUFACTURES OF EARTHENWARE, N.O.P. (Dutiable.)

RECAPITULATION—EARTHENWARE AND CHINAWARE. (Dutiable.)

United Kingdom	\$ 1,133,332	\$ 650,944	\$ 1,531,296	\$ 1,721,417	\$ 1,507,659	Japan	\$ 75,904	\$ 113,777	\$ 250,743	\$ 320,703	\$ 216,011
British East Indies—						Mexico					
India	26				2	Netherlands	6,097	5,689	29,901	17,334	852
British West Indies	128					Norway	34				
Egypt and Sudan	2,968	2,727	4,591	5,108	5,026	Portugal	52				
Hong Kong	27,190					Spain	89				
Austria-Hungary	872					Sweden	130				
Belgium						Switzerland	769				
Brazil						United States	396,815	297,276	470,537	398,846	432,041
China	1,425	1,013	526	260	257	Total	1,940,765	1,476,753	2,389,326	2,552,776	2,256,690
Denmark	89	45	141		400	RECAPITULATION:					
Egypt and Sudan	39					British Empire	1,136,326	953,799	1,538,887	1,729,555	1,513,287
France	149,062	103,815	97,991	95,926	93,205	Foreign Countries	804,439	522,954	850,439	833,221	743,313
Germany	143,067	4									
Italy	3,463	451	690	77	344						

EARTHIS, CRUDE ONLY. (Free.)

United Kingdom	\$ 79	\$ 9	\$	\$ 4	\$	RECAPITULATION:	\$	\$	\$	\$	\$
Spain	68		10			British Empire	79	9		4	
United States	4,159	1,180	3,706	4,116	2,258	Foreign Countries	4,227	1,180	3,725	4,116	2,258
Total	4,306	1,179	3,725	4,120	2,258						

SESSIONAL PAPER No. 10b

ELASTIC, ROUND OR FLAT, INCLUDING GARTER ELASTIC. (Dutiable.)

United Kingdom.....	\$ 113,341	\$ 91,449	\$ 116,806	\$ 92,793	\$	\$	\$
France.....	241	215	88,029	322			
Germany.....	337			141			
Japan.....				89			
Switzerland.....	494	34,963	66,571	291	113,341	91,449	88,029
United States.....	19,983		66,111	159,348	29,965	35,178	66,200
Total.....	134,306	126,627	183,377	252,895			116,806 66,571 92,793 160,102

ELECTRIC APPARATUS.

BATTERY JARS OF GLASS AND ARTICLES OF HARD RUBBER IMPORTED BY MANUFACTURERS FOR USE ONLY IN THEIR OWN FACTORIES IN THE MANUFACTURE OF ELECTRIC STORAGE BATTERIES. (Dutiable.)

United Kingdom.....	\$	\$	\$	\$	\$	\$	\$
United States.....							
Total.....							

CARBON ELECTRODES OVER 35 INCHES IN CIRCUMFERENCE. (Dutiable.)

United Kingdom.....	\$ 2,736	\$ 4,003	\$ 19,378	\$ 21,490	\$ 34,353	\$	\$
United States.....							
Total.....	2,736	4,003	19,378	21,490	34,353	2,736	4,003

CARBONS OVER 3 INCHES IN CIRCUMFERENCE AND NOT EXCEEDING 35 INCHES. (Free.)

United Kingdom.....	\$ 307	\$ 294,561	\$ 373,407	\$ 593,003	\$ 735,702	\$	\$
United States.....	222,987						
Total.....	223,294	294,561	373,407	593,003	735,702	307	294,561

CARBONS, ELECTRIC LIGHT, AND CARBON POINTS OF ALL KINDS, N.O.P. (Dutiable.)

United Kingdom.....	\$ 1,032	\$ 67	\$ 155	\$ 17	\$ 10	\$	\$
Austria-Hungary.....	349						
Germany.....	6,305	74					
Japan.....	3						
Spain.....	391						
Switzerland.....	306	1,776					
Total.....	1,032	67	155	17	10	36,112	49,802
United States.....						44,368	51,719
Total.....						80,480	101,521

No. 19—Imports for Consumption, by Articles and Countries, during Fiscal Years ended March 31, 1915-1919—*Con.*

Imported from—	1915	1916	1917	1918	1919	Imported from—	1915	1916	1917	1918	1919
United Kingdom.....	\$ 174,937	\$ 35,390	\$ 65,927	\$ 21,504	\$ 32,305	United States	\$ 1,145,738	\$ 863,128	\$ 1,307,433	\$ 1,863,604	\$ 2,319,742
Newfoundland.....	15			200		Total	\$ 1,349,486	\$ 901,158	\$ 1,499,375	\$ 1,917,861	\$ 2,353,722
Denmark.....	66					RECAPITULATION.					
France.....	2,196	8		60		British Empire	\$ 174,952	\$ 35,390	\$ 65,927	\$ 21,704	\$ 32,305
Germany.....	1,418	566		2,493	1,675	Foreign Countries.....	\$ 1,174,534	\$ 865,768	\$ 1,400,448	\$ 1,896,157	\$ 2,321,417
Italy.....	800										
Sweden.....	24,085	1,875	2,965								
Switzerland.....	222	191									

ELECTRIC APPARATUS—Concluded.

ELECTRIC MOTORS, GENERATORS AND DYNAMOS. (Dutiable.)

FUSE HEADS OF METAL FOIL AND CARDBOARD, WHEN IMPORTED BY MANUFACTURERS OF ELECTRIC FUSES, FOR USE IN THEIR OWN FACTORIES IN THE MANUFACTURE OF SUCH FUSES. (Free.)

United Kingdom.....	\$	\$	\$	\$	\$	RECAPITULATION.	\$	\$	\$	\$	\$
United States.....	14		60			British Empire					
Total.....	14		60			Foreign Countries.....	14		60		

INCANDESCENT LAMP BULBS AND GLASS TUBING FOR USE IN THE MANUFACTURE OF INCANDESCENT LAMPS AND MANTLE STOCKINGS FOR GAS LIGHT. (Dutiable.)

United Kingdom.....	\$ 1,396	\$	\$	\$	\$ 45	RECAPITULATION.	\$	\$	\$	\$	\$
Austria-Hungary.....	10,344				818	British Empire	\$ 1,396	\$	\$	\$	\$ 45
France.....	1,372	954	1,425	1,206		Foreign Countries.....	\$ 70,309	\$ 62,753	\$ 116,805	\$ 233,782	\$ 199,290
Germany.....	4,234	58	10	46	198,382						
United States	54,419	61,741	115,371	232,570	198,382						
Total.....	71,765	62,753	116,896	233,782	199,245						

OTHER ELECTRIC APPARATUS, N.O.P., INSULATORS OF ALL KINDS AND SOCKETS, ETC., AND ELECTRIC GALVANIC BATTERIES, TELEGRAPH AND TELEPHONE INSTRUMENTS. (Dutiable.)

United Kingdom.....	\$ 537,326	\$ 207,276	\$ 109,472	\$ 92,978	\$ 55,232	\$ 1,978	\$ 9	\$ 277	\$	
British West Indies.....				10		3,675,376	3,306,861	4,173,816	8,090,801	
Newfoundland.....	89	142	7	6	407			385		
Austria-Hungary.....	2,660									
Belgium.....	390									
Denmark.....	332									
France.....	6,532	1,744	1,932	4,658	1,484					
Germany.....	67,352	2,841	5,536	158						
Italy.....	7,726	2,841	879	59						
Japan.....	41,259	2,825	3,012	1,822	19,629	537,615	297,418	109,479	92,994	
Sweden.....					4,805	3,806,411	3,374,494	4,189,857	8,107,053	
Total.....						4,344,026	3,581,912	4,295,336	8,200,047	
RECAPITULATION.										
Switzerland.....										
United States.....										
Venezuela.....										
British Empire.....						537,615	297,418	109,479	92,994	
Foreign Countries.....						3,806,411	3,374,494	4,189,857	8,107,053	

RECAPITULATION—ELECTRIC APPARATUS. (Dutiable and Free.)

United Kingdom.....	\$ 718,198	\$ 242,733	\$ 176,700	\$ 115,066	\$ 88,778	\$ 65,344	\$ 4,700	\$ 977	\$ 4,315	
British West Indies.....				10		2,506	1,376	277		
Newfoundland.....	104	142	7	206	407	5,137,382	4,640,096	6,149,324	10,910,324	
Austria-Hungary.....	13,353									
Belgium.....	300									
Denmark.....	105									
France.....	13,105	2,608	3,357	5,264	2,802					
Germany.....	79,203	3,107	10	214						
Italy.....	8,533	3,107	5,536	59						
Japan.....	38	214	879	10,175	19,629	715,392	242,875	178,707	115,282	
Spain.....	261					5,320,387	4,653,251	6,169,783	10,939,381	
Total.....						6,035,689	4,896,106	6,342,490	11,045,663	
RECAPITULATION.										
Switzerland.....										
United States.....										
Venezuela.....										
British Empire.....						715,392	242,875	178,707	115,282	
Foreign Countries.....						5,320,387	4,653,251	6,169,783	10,939,381	

EXPLOSIVES.

BLASTING AND MINING POWDER. (Dutiable.)

United Kingdom.....	Lb. 134,800	Lb. 72,230	Lb. 1,162	Lb. 100	Lb. 3,125	\$ 14,233	\$ 3,260	\$	\$	
British West Indies.....	13,325					1,551		160	20	
United States.....										
Total.....	148,125	72,230	1,162	100	3,125	15,784	3,260	160	20	
RECAPITULATION.										
Switzerland.....										
United States.....										
Venezuela.....										
British Empire.....	134,800					14,233				
Foreign Countries.....	13,325					1,551		160	20	

FIREWORKS, FIRECRACKERS AND TORPEDES, ALL KINDS. (Dutiable.)

United Kingdom.....	\$ 1,792	\$ 2,556	\$ 68	\$ 988	\$ 512	\$ 12,902	\$ 14,006	\$ 17,215	\$ 27,327	
Hong Kong.....	6,038	3,706	4,037	4,288	3,621	24,670	24,298	24,474	37,624	
China.....	3,412	3,756	2,454	5,517	1,922					
France.....	49									
Germany.....	4									
Japan.....	473	220		8		7,830	6,262	5,005	4,556	
Mexico.....				16		16,840	18,006	19,469	35,068	
Spain.....		24								
Total.....										
RECAPITULATION.										
Switzerland.....										
United States.....										
Venezuela.....										
British Empire.....						7,830	6,262	5,005	4,556	
Foreign Countries.....						16,840	18,006	19,469	35,068	

No. 19—Imports for Consumption, by Articles and Countries, during Fiscal Years ended March 31, 1915-1919—*Con.*

Imported from—	1915	1916	1917	1918	1919	Imported from—	1915	1916	1917	1918	1919
United Kingdom.....	69,501	87,254	92,381	107,590	104,270	RECAPITULATION.					
Germany.....	315					British Empire.....	69,501	87,254	92,381	107,590	104,270
United States.....	20,387	46,835	40,488	57,332	37,492	Foreign Countries.....	29,702	46,835	40,488	37,352	37,492
Total.....	90,203	134,089	132,869	164,922	141,762						

EXPLOSIVES—Concluded.

FUSES, NON-METALLIC. (Durable.)

GIANT POWDER, NITRO, NITRO-GLYCERINE AND OTHER EXPLOSIVES, N.O.P. (Durable.)

United Kingdom.....	Lb.	Lb.	Lb.	Lb.	Lb.						
United States.....	18,410	12,805	840	307,941	598	United Kingdom.....	\$	\$	\$	\$	\$
Total.....	549,410	358,290	335,508	307,941	224,171	United States.....	20,057	18,514	307	135,788	211
	567,830	371,065	336,348	307,941	224,769	Total.....	97,974	95,301	142,105	135,788	148,044
RECAPITULATION.							118,031	113,815	142,412	135,788	148,255
British Empire.....	18,410	12,805	840	307,941	598	RECAPITULATION.					
Foreign Countries.....	549,410	358,290	335,508	307,941	224,171	British Empire.....	20,057	18,514	307	135,788	211
						Foreign Countries.....	97,974	95,301	142,105	135,788	148,044

GUN, RIFLE, SPORTING, CANNON, MUSKET AND CANNISTER POWDER. (Durable.)

United Kingdom.....	Lb.	Lb.	Lb.	Lb.	Lb.						
United States.....	57,795	25,873	567,793	12,594	62,790	United Kingdom.....	\$	\$	\$	\$	\$
Uruguay.....	133,813	503,623				United States.....	25,895	18,361	404,091	10,963	62,244
Total.....	211,683	529,496	567,793	12,594	62,790	Uruguay.....	18				
						Total.....	147,800	354,516	404,091	10,963	62,244
RECAPITULATION.						RECAPITULATION.					
British Empire.....	57,795	25,873	567,793	12,594	62,790	British Empire.....	25,895	18,361	404,091	10,963	62,244
Foreign Countries.....	133,888	503,623				Foreign Countries.....	121,905	336,155	404,091	10,963	62,244

SESSIONAL PAPER No. 10b

GUN, RIFLE AND PISTOL CARTRIDGES, OR OTHER AMMUNITION, R.O.P. (Dutiable.)

United Kingdom	\$ 239,666	\$ 19,182	\$ 39,436	\$ 15,376	\$ 52,608	\$	\$	\$	\$
Newfoundland	3								
Belgium	1,113								
France	316								
Germany	1,222								
Norway		109			633				
United States	490,960	265,822	240,107	208,845	186,702	239,669	19,182	30,436	52,608
Total	703,250	285,004	279,652	224,516	239,943	463,581	265,822	249,216	187,335

GUN WADS, PERCUSSION CAPS, PRIMERS AND CARTRIDGE CASES. (Dutiable.)

United Kingdom	\$ 2,577	\$ 29,217	\$ 3,856	\$ 5,204	\$	\$	\$	\$	\$
Germany	14,912								
United States	11,480	31,651	9,893	1,261	2,178	2,577	29,217	3,856	5,204
Total	28,969	60,868	13,749	6,465	2,178	26,392	31,651	9,893	1,261

RECAPITULATION—EXPLOSIVES. (Dutiable.)

United Kingdom	\$ 373,721	\$ 175,084	\$ 127,048	\$ 128,438	\$ 157,601	\$	\$	\$	\$
Hong Kong	6,038	3,706	4,937	1,288	3,921	727,081	793,030	863,059	662,583
Newfoundland	3					ls			
Belgium	1,143								
China	3,412	3,756	2,254	5,317	1,922	1,128,707	975,820	997,407	580,307
France	365								
Germany	16,453								
Japan	473	220		16					
Mexico			199	292	633				
Norway									
Total	573,721	178,984	132,048	129,726	159,524	1,128,707	975,820	997,407	626,660

FANCY GOODS.

ALABASTER, SPAR, AMBER, TERRA COTTA OR COMPOSITION ORNAMENTS. (Dutiable.)

United Kingdom	\$ 4,918	\$ 2,426	\$ 2,124	\$ 1,315	\$ 400	\$	\$	\$	\$
British Oceania—									
Australia	10								
Hong Kong		95	10	141	7	38		118	311
France	2,340	1,575	1,658	1,219	655	29,103	30,128	32,441	29,079
Germany	1,190								
Italy	1,589	4,907	1,272	2,014	2,735	38,288	39,305	38,257	34,743
Japan		123	634	684	1,640				
Netherlands		51							
Total	11,550	10,586	5,988	5,227	3,835	68,716	70,561	71,962	67,193

United Kingdom	\$ 4,918	\$ 2,426	\$ 2,124	\$ 1,315	\$ 400	\$	\$	\$	\$
British Oceania—									
Australia	10								
Hong Kong		95	10	141	7	38		118	311
France	2,340	1,575	1,658	1,219	655	29,103	30,128	32,441	29,079
Germany	1,190								
Italy	1,589	4,907	1,272	2,014	2,735	38,288	39,305	38,257	34,743
Japan		123	634	684	1,640				
Netherlands		51							
Total	11,550	10,586	5,988	5,227	3,835	68,716	70,561	71,962	67,193

No. 19—Imports for Consumption, by Articles and Countries, during Fiscal Years ended March 31, 1915-1919—*Con.*

Imported from—	1915	1916	1917	1918	1919	Imported from—	1915	1916	1917	1918	1919
United Kingdom.....	\$ 4,471	\$ 2,510	\$ 2,420	\$ 2,792	\$ 649	Switzerland.....	\$ 141	\$ 8,003	\$ 12,927	\$ 27,215	\$ 23,276
British West Indies.....	21	51	2	65	31	United States.....	141	8,003	12,927	27,215	23,276
Hong Kong.....	12	2	6	65	31	Total.....	141	12,541	17,905	37,357	26,333
Austria-Hungary.....	174	63	2,309	7,265	2,320	RECAPITULATION.					
Belgium.....	131	63	2,309	7,265	2,320	British Empire.....	4,483	2,596	2,428	2,857	683
France.....	1,247	1,822	2,309	7,265	2,320	Foreign Countries.....	11,009	9,945	15,539	31,500	25,650
Germany.....	1,172	57	159	29	51						
Italy.....	284										
Japan.....	17										

FANCY GOODS—Continued.

BEAD ORNAMENTS. (Dutiable.)

BOXES, FANCY, ORNAMENTAL CASES AND WRITING DESKS. (Dutiable.)

United Kingdom.....	\$ 83,187	\$ 56,153	\$ 69,601	\$ 47,662	\$ 19,652	Switzerland.....	\$ 196	\$ 69	\$ 87	\$ 189	\$ 79
British West Indies.....	21	26	69	79	125	Turkey.....	2	121,859	199,532	218,427	294,890
Hong Kong.....	85	357	12	3,348	1,235	United States.....	96,731	185,747	282,561	283,117	338,873
Austria-Hungary.....	506	35	2,102	13,240	8	Hawaii.....	2				
Belgium.....	357	59	11,099	161	22,470	Total.....	215,105				
China.....	10	4,915	50	9	110	RECAPITULATION.					
France.....	4,444	79	50	161	110	British Empire.....	83,293	56,179	69,670	47,741	20,080
Germany.....	23,319	448	9	9	110	Foreign Countries.....	131,812	139,568	212,891	235,376	318,793
Italy.....	3										
Japan.....	5,780										
Mexico.....	448										
Portugal.....	10										
Sweden.....											

BRAIDS, CORDS, FRINGES, TASSELS. (Dutiable.)

United Kingdom.....	\$ 123,193	\$ 47,091	\$ 49,098	\$ 21,321	\$ 23,889	Switzerland.....	\$ 1,374	\$ 1,157	\$ 485	\$ 154	\$
Hong Kong.....	56	29	87	63	117	Turkey.....	3	179,467	273,330	241,717	319,695
Austria-Hungary.....	1,131					United States.....	131,616				

SESSIONAL PAPER No. 10b

Belgium.....	1,716	170										
China.....	2		2									
France.....	23,627	14,755	14,577	17,680	14,577	14,241	396,790	245,351	341,055	286,523	358,736	
Germany.....	23,475	10	189	320	189							
Italy.....	3	113	83	58	83	792						
Japan.....		82	58									
Netherlands.....	594	514										
Russia.....		53										
Total.....												
RECAPITULATION.												
British Empire.....							123,249	47,030	49,475	24,386	24,006	
Foreign Countries.....							153,541	196,321	291,850	262,137	334,730	

CASES FOR JEWELLERY, WATCHES, SILVERWARE, PLATED WARE AND CUTLERY. (Dutiable.)

United Kingdom.....	\$ 8,356	\$ 3,894	\$ 9,658	\$ 8,115	\$ 2,839							
France.....		13		236								
Germany.....	15,377											
Japan.....		8	261	167	8							
Switzerland.....	99	49					8,358	3,894	9,658	8,115	2,839	
Switzerland.....	8,553	16,794	58,308	58,784	73,178		24,029	16,864	58,569	59,157	72,186	
United States.....												
Total.....	32,385	20,758	68,227	67,392	75,025							
RECAPITULATION.												
British Empire.....							8,358	3,894	9,658	8,115	2,839	
Foreign Countries.....							24,029	16,864	58,569	59,157	72,186	

FANS. (Dutiable.)

United Kingdom.....	\$ 129	\$ 43	\$ 973									
British West Indies.....	2	15	11									
Japan.....						17						
Hong Kong.....	91	71	155	113	185							
Austria-Hungary.....	257											
China.....	94	103	16	2	180							
France.....	341	49	110		78							
Germany.....	258											
Germany.....	1,775	1,478	1,550	1,727	1,698							
Japan.....	406	74										
Spain.....												
Total.....												
RECAPITULATION.												
British Empire.....							213	129	113	1,139	202	
Foreign Countries.....							5,119	2,616	2,666	3,731	7,292	
United States.....							2,008	912	1,004	1,988	5,246	
Total.....							5,332	2,745	2,779	4,870	7,404	

FEATHERS, FANCY, UNDRESSED. (Dutiable.)

United Kingdom.....	\$ 57,285	\$ 11,055	\$ 11,194	\$ 2,022	\$ 4,057							
British Africa, South.....	7,125	5,482	16,850	7,581	3,140							
British East Indies.....												
India.....	2,373											
Straits Settlements.....												
Other.....	75											
British West Indies.....			2,171									
Austria-Hungary.....	1,507											
Belgium.....	100											
China.....	3,913		10									
Cuba.....	225											
Denmark.....	128											
France.....	27,811		789									
Total.....												
RECAPITULATION.												
British Empire.....							66,858	10,537	30,215	9,603	7,197	
Foreign Countries.....							71,535	13,618	22,145	43,714	62,281	
United States.....							138,393	30,155	52,360	53,317	69,481	
Total.....							34,417	13,618	21,315	42,941	57,191	
Germany.....							3,210					
Japan.....							180		31	773	111	
Mexico.....							44					
Russia.....												
United States.....							138,393	30,155	52,360	53,317	69,481	

No. 19 Imports for Consumption, by Articles and Countries, during Fiscal Years ended March 31, 1915-1919—*Con.*

Imported from—	1915	1916	1917	1918	1919	Imported from—	1915	1916	1917	1918	1919	
FANCY GOODS Continued												
FEATHERS, OSTRICH, DRESSED. (Durable.)												
United Kingdom	\$ 87,704	\$ 24,092	\$ 32,212	\$ 6,177	\$ 811	RECAPITULATIONS: British Empire Foreign Countries	\$ 87,704	\$ 24,092	\$ 32,212	\$ 6,177	\$ 811	
Belgium	138						\$ 31,959	\$ 35,381	\$ 40,806	\$ 20,070	\$ 7,377	
France	18,999	9,624	9,594	4,087	1,920							
Germany	2,570											
Italy	29											
United States	12,962	25,760	31,275	16,583	6,057							
Total	122,363	59,473	73,978	27,117	8,791							

FEATHERS, FANCY, N.O.P. AND MANUFACTURES OF FEATHERS N.O.P. (Durable.)

United Kingdom	\$ 87,884	\$ 58,200	\$ 55,345	\$ 21,124	\$ 11,244	Switzerland United States	\$ 73,715	\$ 109,322	\$ 119,247	\$ 723	\$ 4	
Hong Kong	7	5	16	118								
Austria-Hungary	54											
Belgium	121					Total	\$ 210,120	\$ 203,186	\$ 215,791	\$ 161,161	\$ 202,309	
China	40											
France	50,955	1	40,460	25,999	30,901	RECAPITULATIONS: British Empire Foreign Countries	\$ 87,891	\$ 58,505	\$ 55,361	\$ 24,242	\$ 14,244	
Germany	3,302	35,355					\$ 128,229	\$ 141,681	\$ 160,430	\$ 130,919	\$ 188,065	
Japan	42				1							

FEATHERS, FRUITS, GRAINS, LEAVES AND FLOWERS, ARTIFICIAL, SUITABLE FOR ORNAMENTING HATS. (Durable.)

United Kingdom	\$ 165,843	\$ 73,976	\$ 77,131	\$ 29,707	\$ 25,875	United States	\$ 249,504	\$ 369,873	\$ 346,195	\$ 292,751	\$ 363,718	
Hong Kong	2											
Austria-Hungary	491	102				Total	\$ 490,297	\$ 499,861	\$ 482,439	\$ 370,211	\$ 437,303	
Belgium	300											
China	172					RECAPITULATION:						
France	69,041	54,028	56,971	46,059	45,017							
Germany	19,810	86	252	252								
Japan	201	1,091	3,012	1,391	2,693	British Empire Foreign Countries	\$ 165,845	\$ 73,976	\$ 77,131	\$ 29,707	\$ 25,875	
Switzerland	26	45		51			\$ 330,452	\$ 425,885	\$ 405,308	\$ 340,504	\$ 411,428	

No. 19—Imports for Consumption, by Articles and Countries, during Fiscal Years ended March 31, 1915-1919—Con.

Imported from—	1915	1916	1917	1918	1919	Imported from—	1915	1916	1917	1918	1919
FANCY GOODS—Concluded.											
TINSEL THREAD AND TINSEL WIRE, FOR THE MANUFACTURE OF BRAIDS, CORDS, TASSELS, RIBBONS, OR TRIMMINGS. (Dutiable.)											
United Kingdom.....	\$ 40	\$ 66	\$ 152	\$ 152	\$	RECAPITULATION:	\$	\$	\$	\$	\$
France.....	4,642	4,686	7,736	7,736	14,868	British Empire.....	66	66	172	152	
United States.....						Foreign Countries.....	10,082	5,143	10,001	11,211	15,762
Total.....	10,082	5,209	10,133	11,363	15,792						
TOILET AND MANICURE SETS. (Dutiable.)											
United Kingdom.....	\$ 5,152	\$ 1,489	\$ 900	\$ 1,255	\$ 810	RECAPITULATION:	\$	\$	\$	\$	\$
Hong Kong.....	91		4	12		British Empire.....	5,152	1,489	909	1,255	810
Germany.....	1,040	6		3	170	Foreign Countries.....	29,777	24,329	35,553	36,321	51,290
Japan.....	19,646	24,323	35,549	36,506	51,120						
United States.....											
Total.....	25,929	25,818	36,552	37,776	52,100						
TOYS AND DOLLS OF ALL KINDS. (Dutiable.)											
United Kingdom.....	\$ 71,350	\$ 82,722	\$ 99,004	\$ 66,755	\$ 28,208	Spain.....	\$ 24	\$ 38	\$	\$	\$
Hong Kong.....	1,083	117	66	248	162	Switzerland.....	46	11	187	367	1,322
Austria-Hungary.....	5,098					United States.....	285,910	459,480	631,504	785,998	708,489
Belgium.....	2,251					Hawaii.....				1	
China.....	13	5	176	10	48	Total.....	657,263	642,100	930,066	1,085,881	972,137
France.....	13,713	27,339	19,703	9,407	4,567	RECAPITULATION:					
Germany.....	247,044	2,886	11			British Empire.....	72,435	82,870	99,070	67,003	28,370
Greece.....	67	2,407				Foreign Countries.....	584,828	559,331	830,996	1,019,878	943,767
Italy.....	28,639	66,965	179,465	224,095	228,711						
Japan.....											
Netherlands.....	2,111										
RECAPITULATION—FANCY GOODS. (Dutiable.)											
United Kingdom.....	\$ 1,243,082	\$ 915,431	\$ 1,081,383	\$ 714,522	\$ 765,426	Italy.....	\$ 18,098	\$ 15,435	\$ 12,575	\$ 10,998	\$ 5,719
British Africa, South.....	7,125	5,482	16,830	7,581	3,140	Japan.....	41,240	89,795	269,753	264,675	276,701
British East Indies.....						Mexico.....	2,480	565	114	40	
Ceylon.....						Netherlands.....	2,418				
India.....	2,673	938	730	1,288	1,556	Portugal.....	536	489	67	101	111
Straits Settlements.....					26	Azores and Madeira.....	256				

No. 19—Imports for Consumption, by Articles and Countries, during Fiscal Years ended March 31, 1915-1919—(Con.)

Imported from—	1915	1916	1917	1918	1919	Imported from—	1915	1916	1917	1918	1919
----------------	------	------	------	------	------	----------------	------	------	------	------	------

FERTILIZERS.

BONE DUST, CHARRED BONE, AND BONE ASH. (Free.)

	Cwt.	Cwt.	Cwt.	Cwt.	Cwt.		\$	\$	\$	\$	\$
United Kingdom	40,256	3,189	37	59	United Kingdom	96,901	6,490	125	274	
United States	56,027	34,088	31,192	78,141	40,498	United States	103,762	53,005	62,122	219,982	78,510
Total	96,283	37,277	31,229	78,290	40,498	Total	200,663	59,495	62,247	220,256	78,510
RECAPITULATION.											
British Empire	40,256	3,189	37	59	British Empire	96,901	6,490	125	274	
Foreign Countries	56,027	34,088	31,192	78,141	40,498	Foreign Countries	103,762	53,005	62,122	219,982	78,510

FERTILIZERS, COMPOUNDED OR MANUFACTURED. (Dutiable.)

	\$	\$	\$	\$	\$		\$	\$	\$	\$	\$
United Kingdom	51,023	26,223	4,112	982	116	United Kingdom	51,023	26,223	4,112	982	116
Belgium	13,144	Belgium
Germany	471	Germany
Japan	149	397	Japan	149	397
Netherlands	3,662	Netherlands
Norway	163	Norway
United States	646,131	586,751	899,546	771,386	981,062	United States	663,561	586,751	899,546	771,386	981,062
Total	711,584	612,974	841,807	772,735	981,808	Total	663,561	586,751	899,546	771,386	981,062
RECAPITULATION.											
British Empire	British Empire	51,023	26,223	4,112	982	116
Foreign Countries	Foreign Countries	663,561	586,751	899,546	771,386	981,062

FERTILIZERS, UNMANUFACTURED, N. O. P. (Free.)

	\$	\$	\$	\$	\$		\$	\$	\$	\$	\$
United Kingdom	19	275	22	123	United Kingdom	19	275	22	123	
Japan	Japan
United States	733	4,489	25,071	52,625	105,361	United States	733	4,489	25,071	52,625	105,361
Total	752	4,764	25,093	52,748	105,361	Total	752	4,764	25,093	52,625	105,361
RECAPITULATION.											
British Empire	British Empire	19	275	22	123	
Foreign Countries	Foreign Countries	733	4,489	25,071	52,625	105,361

SESSIONAL PAPER No. 10b

GUANO AND OTHER ANIMAL MANURES. (Free.)

	Cwt. 1	Cwt.	Cwt. 5	Cwt. 4	Cwt.		\$	\$	\$	\$	\$	\$
United Kingdom.....	7,686	300	1,000	4	70,554	United Kingdom.....	13,452	525	3,496	13	88,302	170,350
Newfoundland.....	55,877	30,717	26,237	14,984	70,554	France.....	80,298	46,018	42,505	18	88,302	170,350
France.....	63,582	31,017	27,842	44,988	70,554	United States.....	93,747	46,543	46,014	18	88,302	170,350
United States.....	7,687	300	1,005	4	70,554	Total.....	13,455	525	3,509	18	88,302	170,350
Total.....	53,805	30,717	26,237	44,984	70,554	RECAPITULATION.....	80,292	46,018	42,505	18	88,302	170,350
RECAPITULATION.....						British Empire.....						
British Empire.....						Foreign Countries.....						
Foreign Countries.....												

KAINITE AND OTHER CRUDE GERMAN POTASH SALTS FOR FERTILIZERS. (Free.)

	Lb	Lb	Lb	Lb	Lb		\$	\$	\$	\$	\$	\$
United Kingdom.....	13,440	95,450	102,927	781,586	176,090	United Kingdom.....	7,069	2,338	2,678	38,458	8,852	
Belgium.....	136,112	1,000	280,578	781,586	176,090	Belgium.....	6,213	20	5,301	38,458	8,852	
United States.....	769,962	96,450	383,505	781,586	176,090	United States.....	13,370	2,358	7,979	38,458	8,852	
Total.....	13,440	95,450	102,927	781,586	176,090	Total.....	13,282	2,338	2,678	38,458	8,852	
RECAPITULATION.....	747,462	1,000	280,578	781,586	176,090	RECAPITULATION.....	88	20	5,301	38,458	8,852	
British Empire.....						British Empire.....						
Foreign Countries.....						Foreign Countries.....						

MANURES, VEGETABLE (Free.)

	Cwt.	Cwt.	Cwt. 25	Cwt. 10	Cwt.		\$	\$	\$	\$	\$	\$
United Kingdom.....	65	536	4,918	5,967	4,457	United Kingdom.....	101	470	1,930	15	13,980	13,980
United States.....	65	536	4,943	5,967	4,457	United States.....	101	470	2,059	3,001	13,980	13,980
Total.....	65	536	4,918	5,967	4,457	Total.....	101	470	1,930	15	13,980	13,980
RECAPITULATION.....						RECAPITULATION.....						
British Empire.....						British Empire.....						
Foreign Countries.....						Foreign Countries.....						

PHOSPHATE ROCK. (Free.)

	\$	\$	\$	\$	\$		\$	\$	\$	\$	\$	\$
United Kingdom.....	17,122	15,068	21,683	69,837	87,534	United Kingdom.....	17,122	15,008	21,083	69,837	87,534	87,534
United States.....	17,122	15,068	21,683	69,837	87,534	United States.....	17,122	15,008	21,083	69,837	87,534	87,534
Total.....	17,122	15,068	21,683	69,837	87,534	Total.....	17,122	15,008	21,083	69,837	87,534	87,534
RECAPITULATION.....						RECAPITULATION.....						
British Empire.....						British Empire.....						
Foreign Countries.....						Foreign Countries.....						

No. 19—Imports for Consumption, by Articles and Countries, during Fiscal Years ended March 31, 1915-1919—Con.

Imported from—	1915	1916	1917	1918	1919	Imported from—	1915	1916	1917	1918	1919
United Kingdom	\$ 148,034	\$ 35,051	\$ 7,332	\$ 1,412	\$ 146	United States	\$ 854,330	\$ 705,831	\$ 999,155	\$ 1,243,576	\$ 1,449,248
Newfoundland	13,452	3,496	20,213	21	21	Total	1,040,339	741,397	1,010,157	1,245,355	1,449,394
Belgium	20,213	21	21	21	21	RECAPITULATION.					
France	21	21	21	21	21	British Empire	161,486	35,576	10,828	1,412	146
Germany	471	171	397	397	397	Foreign Countries	878,853	705,821	999,329	1,243,943	1,449,248
Netherlands	3,652	163									
Norway	163										

RECAPITULATION—FERTILIZERS. (Durable and Free.)

FISHERIES, ARTICLES FOR THE USE OF.

BANK, COD, POLLOCK AND MACKEREL FISH LINES; AND MACKEREL, HERRING, SALMON, SEAL, MULLET, NET AND TRAWL TWINE IN HANKS OR COILS, BARKED OR NOT, IN VARIETY OF SIZES AND THREAD, INCLUDING GULING THREAD IN BALLS, AND HEAD ROPES FOR FISHING NETS, MANILA ROPE, NOT EXCEEDING 3 INCHES IN CIRCUMFERENCE FOR HOLDING TRAPS IN THE LOBSTER FISHERY; BARKED MARLINE, AND NET NOISELS OF COTTON, HEMP OR FLAX, AND FISHING NETS OR SEINES, WHEN USED EXCLUSIVELY FOR THE FISHERIES, AND NOT INCLUDING LINES OR NETS COMMONLY USED FOR SPORTSMAN'S PURPOSES. (Free)

United Kingdom	\$ 674,756	\$ 427,910	\$ 681,048	\$ 968,782	\$ 1,094,348	United States	\$ 663,642	\$ 850,653	\$ 1,021,476	\$ 1,130,071	\$ 1,469,788
British West Indies	609	2,105	1,687	1,677	1,879	Alaska	100				
Newfoundland	400					Total	1,346,162	1,289,647	1,718,814	2,120,154	2,647,569
Austria-Hungary						RECAPITULATION.					
France						British Empire	675,375	439,015	682,336	999,459	1,099,227
St. Pierre and Miquelon	1,496	8,979	13,542	28,846	81,304	Foreign Countries	670,787	850,632	1,036,508	1,150,695	1,551,342
Germany	5,089		306	178	250						
Japan			1,124								
Norway											
Spain											

FISH-HOOKS FOR DEEP-SEA OR LAKE FISHING, NOT SMALLER THAN No. 2-0, NOT INCLUDING HOOKS FOR SPORTSMAN'S PURPOSES. (Free.)

United Kingdom	\$ 16,023	\$ 19,747	\$ 25,638	\$ 25,562	\$ 41,756	British Empire	\$ 16,023	\$ 19,747	\$ 25,982	\$ 25,787	\$ 41,781
Newfoundland	4,481	12,755	44	165	25	Foreign Countries	5,366	14,843	13,814	19,828	26,076
Norway	855	2,080	3,017	3,262	7,122	RECAPITULATION.					
Sweden						British Empire	16,023	19,747	25,982	25,787	41,781
United States						Foreign Countries	5,366	14,843	13,814	19,828	26,076
Total	21,989	34,599	39,826	45,615	67,877						

SESSIONAL PAPER No. 10b

TRAWLS, TRAWLING SPOONS, FLY HOOKS, SINKERS, SWIVELS, AND SPORTSMAN'S FISHING BAIT, AND FISH HOOKS, N.O.P. (Dutiable.)

United Kingdom.....	\$ 21,758	\$ 20,157	\$ 21,971	\$ 46,565					
Germany.....	60	8	8	8					
Japan.....	67	47	178	43					
Norway.....	22,014	19,863	21,597	48,157		24,758	20,157	21,971	46,565
United States.....						22,141	19,910	21,775	48,262
Total.....	46,899	40,067	43,746	94,827					
RECAPITULATION.									
British Empire.....						24,758	20,157	21,971	46,565
Foreign Countries.....						22,141	19,910	21,775	48,262

RECAPITULATION—FISHERIES, ARTICLES FOR THE USE OF. (Dutiable and Free.)

United Kingdom.....	\$ 716,147	\$ 467,814	\$ 728,957	\$ 1,182,669					
British West Indies.....	609	2,105	1,131	1,904		686,541	872,596	1,046,090	1,525,067
Newfoundland.....	460					100			
Austria-Hungary.....									
France.....									
St. Pierre and Miquelon.....									
Germany.....	1,556			600		1,415,050	1,364,304	1,802,416	2,810,253
Japan.....	5,089	8,979	13,542	51,304					
Norway.....	4,548	12,802	11,371	19,247		716,756	469,919	730,289	1,184,573
Spain.....			1,124	62		698,294	894,385	1,072,127	1,509,015
Total.....									
RECAPITULATION.									
British Empire.....						716,756	469,919	730,289	1,184,573
Foreign Countries.....						698,294	894,385	1,072,127	1,509,015

FOODSTUFFS.

BAKING POWDER. (Dutiable.)

United Kingdom.....	Lb. 8,389	Lb. 794	Lb. 2,341	Lb. 6					
Newfoundland.....									
Japan.....	520,088	31,161	38,171	6,365		1,051	196	574	3
United States.....						149,498	7,202	6,896	1,378
Total.....	528,477	31,990	40,512	6,393		150,549	7,401	7,470	1,380
RECAPITULATION.									
British Empire.....	8,389	794	2,341	6		1,051	196	574	3
Foreign Countries.....	520,088	31,166	38,171	6,387		149,498	7,205	6,896	1,38

BREADSTUFFS—GRAIN.

BARLEY, N.O.P. (Dutiable.)

United Kingdom.....	Bush. 10	Bush.	Bush.	Bush.					
Hong Kong.....									
Japan.....	1	8	5	2		\$ 22	3	5	8
Sweden.....	401					773	8		4
United States.....	43,875	32,943	2,633	1,366		26,745	20,643	2,661	2,960
Total.....	44,287	32,952	2,638	1,731		27,541	20,653	2,666	2,960
RECAPITULATION.									
British Empire.....	10	1	5	2		22	3	5	8
Foreign Countries.....	44,277	32,951	2,633	1,731		27,519	20,651	2,661	2,960

SESSIONAL PAPER No. 10b

CORN (INDIAN) FOR PURPOSES OF DISTILLATION. (Dutiable.)

	Bush.	Bush.	Bush.	Bush.	Bush.	Bush.	\$	\$	\$	\$
United Kingdom.....	1,000						600			
Argentine Republic.....	1,000						688,980			
United States.....	901,401	378,961	1,280,214	717,899	210,756		265,573	1,051,491	1,028,091	249,198
Total.....	903,401	378,961	1,280,214	717,899	210,755		600,355	1,051,491	1,038,091	249,198
RECAPITULATION.										
British Empire.....	1,000						600			
Foreign Countries.....	902,401	378,961	1,280,214	717,899	210,756		689,755	1,051,491	1,038,091	249,198

CORN (INDIAN) NOT FOR PURPOSES OF DISTILLATION. (Free.)

	Bush.	Bush.	Bush.	Bush.	Bush.	Bush.	\$	\$	\$	\$
United Kingdom.....	15						66			
British Oceania.....	16						43			
Australia.....	9,430						81,530			9,206
Argentine Republic.....	1,097,682	169,480					721,461			
Japan.....	162,000	109,150	50,677	40,455	23,216		105,625	80,633	40,049	25,733
United States.....	8,101,779	7,588,545	9,700,065	4,724,220	10,504,781		5,907,047	5,601,919	9,118,622	15,811,484
Hawaii.....	1,000						945			
Total.....	9,361,836	7,818,191	9,752,282	4,774,097	10,527,998		6,734,199	5,764,025	9,150,616	15,837,220
RECAPITULATION.										
British Empire.....	15						66			
Foreign Countries.....	9,361,811	7,818,175	9,752,282	4,764,675	10,527,997		6,734,133	5,763,982	9,150,616	15,837,217

OATS. (Dutiable.)

	Bush.	Bush.	Bush.	Bush.	Bush.	Bush.	\$	\$	\$	\$
United Kingdom.....	2,282						2,167			
British Oceania.....	2						5			
New Zealand.....	1,974						3,021			497
Sweden.....	1,407,133	2,757,463	1,376,023	22,277	1,276,911		686,167	1,229,813	705,826	3,359,754
United States.....	1,411,400	2,762,388	1,376,023	22,277	1,276,911		701,365	1,234,031	705,826	3,359,754
Total.....	2,284	3,648	1,376,023	22,277	1,276,911		2,172	3,721	705,826	3,359,754
RECAPITULATION.										
British Empire.....	1,409,116	2,758,740	1,376,023	22,277	1,276,911		689,193	1,230,310	705,826	3,359,754

PEAS, S.O.P.E. (Dutiable.)

	Bush.	Bush.	Bush.	Bush.	Bush.	Bush.	\$	\$	\$	\$
United Kingdom.....	4,130						8,138			
British Oceania.....	1,720						5,110			
Australia.....	2,011						3,620			136
New Zealand.....	1,672						3,044			1,725
Hong Kong.....	328						96			4,588
Newfoundland.....	7						18			1,016
Austria-Hungary.....	1,035						1,706			
Belgium.....										

No. 19—Imports for Consumption, by Articles and Countries, during Fiscal Years ended March 31, 1915-1919—*Con.*

Imported from—	1915	1916	1917	1918	1919	Imported from—	1915	1916	1917	1918	1919
FOODSTUFFS—Continued.											
BREADSTUFFS—GRAIN—Continued.											
Wheat, S.O.P. (Dutiable)—Concluded.											
China.....	Bush. 48	Bush. 83	Bush. 833	Bush. 1	Bush. 82	China.....	\$ 78	\$ 82	\$ 2,018	\$	\$
France.....	374	France.....	813	41
Germany.....	23,070	Germany.....	37,214
Japan.....	6,735	11,068	7,887	14,535	19,745	Japan.....	8,794	20,934	126,831	50,822
Netherlands.....	888	3	28	Netherlands.....	1,514
Russia.....	455	740	Russia.....	740
Spain.....	470	Spain.....	1,179
Sweden.....	110	Sweden.....	281
Turkey.....	241	11,224	23,917	55,240	17,528	Turkey.....	224	32,116	71,358	216,209	102,404
United States.....	28,765	United States.....	80,419
Total.....	68,450	26,667	34,514	93,231	32,849	Total.....	144,094	61,418	90,791	350,296	156,152
RECAPITULATION.											
British Empire.....	6,138	3,819	1,710	2,171	785	British Empire.....	12,221	8,268	4,499	5,208	2,885
Foreign Countries.....	62,321	22,848	31,801	91,060	32,064	Foreign Countries.....	131,873	53,150	92,292	345,088	153,267
RYE. (Dutiable.)											
United Kingdom.....	Bush. 4	Bush. 72	Bush. 6,046	Bush. 18,940	Bush. 8	United Kingdom.....	\$	\$	\$	\$	\$
Sweden.....	52,671	6,013	4,530	6,646	6,708	Sweden.....	50,038	6,708	5,224	15,504	33,593
United States.....	United States.....
Total.....	52,671	6,085	4,530	6,646	6,820	Total.....	50,046	6,820	5,244	15,504	33,593
RECAPITULATION.											
British Empire.....	72	72	4,530	6,646	18,940	British Empire.....	118	118
Foreign Countries.....	52,671	6,013	Foreign Countries.....	50,046	6,708	5,244	15,504	33,593
WHEAT. (Dutiable to April 17, 1917; Free thereafter.)											
United Kingdom.....	Bush. 78	Bush. 78	Bush. 257,620	Bush. 45,820	Bush. 20	United Kingdom.....	\$	\$	\$	\$	\$
British Oceania.....	British Oceania.....
Australia.....	Australia.....
Japan.....	1,870,174	224,321	83,261	210,796	253,117	Japan.....	1,803,338	253,117	97,438	454,882	109,172
United States.....	United States.....
Total.....	1,870,174	224,399	83,264	210,798	253,137	Total.....	1,803,338	253,137	97,441	454,884	516,542
RECAPITULATION.											
British Empire.....	78	78	83,264	210,798	20	British Empire.....
Foreign Countries.....	1,870,174	224,321	Foreign Countries.....	1,803,338	253,117	97,441	454,884	407,370

SESSIONAL PAPER No. 106

BREADSTUFFS—TOTAL GRAIN. (Dutiable and Free.)

	Bush.	Hush.	Bush.	Bush.	Bush.	\$	\$	\$	\$	\$	\$
United Kingdom.....	34,846	5,618	40,968	19,954	23	00,818	9,333	131,154	32	269	
British East Indies—											
India.....			3,579	19,954				14,189	68,682		
British Oceania—											
Australia.....	1,704	2,020	1,138	9,494	257,754	3,737	3,071		9,342	407,447	
New Zealand.....	3,881	3,580	560	1,885	300			2,202	4,588	1,726	
British West Indies.....											
Hong Kong.....			3,771	3,873	2,492	5,210	3,546	4,416	6,724	6,799	
Newfoundland.....			7	119		722,236	37	17	27	777	
Argentina Republic.....	1,098,942	160,480				50,118	81,530				
Australia.....	23,589					14,348					
Austria-Hungary.....	8,971					1,725					
Belgium.....	6,427					10,580	374	63	3,677	52	
China.....	1,034	408	52	1,367	16	600	35	1,821	2	69	
France.....	6,624	6	458		3	46,833					
French Africa.....	236					1,406					
Madagascar.....	20					224,610					
Germany.....	29,678	52	37			7,392	230	125		188	
Italy.....	696					1,398					
Japan.....	228,919	201,691	163,549	330,585	222,081	3,221	271,599	351,301	1,088,904	969,736	
Netherlands.....	3,487	41	18	4	15	740			5		
Norway.....	2,413					4,083					
Peru.....	2,317					224					
Roumania.....	455					9,331,444					
Russia.....	2,489	470									
Spain.....	941										
Sweden.....	2,437,611										
Turkey.....		11,090,663	12,906,546	6,159,675	15,155,051		7,798,639	13,360,498	11,687,581	20,140,050	
United States.....			1,000					945			
Hawaii.....											
Total.....	13,885,270	11,465,084	13,211,656	6,326,967	15,638,115	10,477,295	8,169,654	13,868,067	12,870,401	21,526,336	
RECAPITULATION.											
British Empire.....	40,439	11,270	49,966	35,217	260,979	69,787	15,987	153,228	89,395	416,241	
Foreign Countries.....	13,844,831	11,453,814	13,161,690	6,491,750	15,377,166	10,407,508	8,153,667	13,714,839	12,781,006	21,110,095	
Total.....											

BREADSTUFFS—GRAIN PRODUCTS.

BRAN, MILLFEED, ETC. (Dutiable.)

	\$	\$	\$	\$	\$	\$	\$	\$	\$	\$	\$
United Kingdom.....	5,565	8,333	2,132	21							
Hong Kong.....											
Newfoundland.....											
France.....	3,367	422	50	88		5,565	8,333	2,134	21	54,671	
Japan.....	47,778	43,700	30,563	49,097	51,671	51,145	44,122	30,613	40,095		
United States.....											
Total.....	59,710	52,455	32,747	40,116	54,671						

No. 19—Imports for Consumption, by Articles and Countries, during Fiscal Years ended March 31, 1915-1919—*Con.*

Imported from—	1915	1916	1917	1918	1919	Imported from—	1915	1916	1917	1918	1919
----------------	------	------	------	------	------	----------------	------	------	------	------	------

FOODSTUFFS—Continued.
BREADSTUFFS—GRAIN PRODUCTS—Continued.
 BUCKWHEAT MEAL AND FLOUR. (Dutiable.)

	Cwt.	Cwt.	Cwt.	Cwt.	Cwt.		\$	\$	\$	\$	\$
United Kingdom.....	8	9				United Kingdom.....	36	35			
China.....	3					China.....	15				
Japan.....	11	6	21	1		Japan.....	36	19	9	133	45
United States.....	1,854	1,077	1,072	765	61	United States.....	7,052	3,942	5,321	4,493	520
Total.....	1,876	1,092	1,075	780	65	Total.....	7,140	3,996	5,330	4,626	565
RECAPITULATION:						RECAPITULATION:					
British Empire.....	8	9				British Empire.....	36	35			
Foreign Countries.....	1,868	1,082	1,075	786	65	Foreign Countries.....	7,104	3,961	5,330	4,626	565

CATTLE-FOOD CONTAINING MOLASSES. (Dutiable.)

	\$	\$	\$	\$	\$		\$	\$	\$	\$	\$
United Kingdom.....	41,488	2,361				United Kingdom.....	41,081	2,361		817	
British Guiana.....	193				804	British Empire.....	2,416	773	557	411	
Hong Kong.....					13	Foreign Countries.....					
United States.....	2,416	773	557	411		Total.....					
Total.....	44,097	3,134	557	1,228		RECAPITULATION:					

CORN MEAL. (Dutiable.)

	Brl.	Brl.	Brl.	Brl.	Brl.		\$	\$	\$	\$	\$
United Kingdom.....						United Kingdom.....					
Newfoundland.....					2	Newfoundland.....		4			21
Japan.....	61,367	53,427	49,657	47,912	91,020	Japan.....	180,819	205,038	422,917	803,220	
United States.....	61,367	53,428	49,657	47,912	91,022	United States.....	217,108	180,823	205,038	422,917	803,241
Total.....	61,367	53,428	49,657	47,912	91,022	Total.....	217,108	180,823	205,038	422,917	803,241
RECAPITULATION:						RECAPITULATION:					
British Empire.....	61,367	53,428	49,657	47,912	91,020	British Empire.....	217,108	180,823	205,038	422,917	803,220
Foreign Countries.....					2	Foreign Countries.....					21

SESSIONAL PAPER No. 10b

GRAIN, FLOUR AND MEAL, ETC., OF ALL KINDS, WHEN DAMAGED BY WATER IN TRANSIT OR PRIOR TO IMPORATION INTO CANADA. (Dutiable.)

	\$	\$	\$	\$	\$	\$	\$	\$	\$
United Kingdom.....									
Newfoundland.....			34					34	
United States.....	1,360	1,389	121	490	1,188			121	1,188
Total.....	1,360	1,389	155	490	1,188			121	1,188

HOMINY, CRACKED, EVAPORATED OR DRIED CORN. (Dutiable.)

	\$	\$	\$	\$	\$	\$	\$	\$	\$
United Kingdom.....	10								
United States.....	26,946	17,763	40,558	28,166	17,527				
Total.....	26,956	17,765	40,558	28,166	17,527				

MALT FLOUR, CONTAINING LESS THAN 50 PER CENT IN WEIGHT OF MALT. (Dutiable.)

	Lb.	Lb.	Lb.	Lb.	Lb.	Lb.	\$	\$	\$	\$
United Kingdom.....	27,025	3,080	7,672	16,501	29,513		1,283	168	539	
United States.....	5		14,443				1		854	4,745
Total.....	27,030	3,080	22,115	16,501	29,513		1,284	168	1,393	4,745
RECAPITULATION.										
British Empire.....	27,025	3,080	7,672	16,501	29,513		1,283	168	539	
Foreign Countries.....	5		14,443				1		854	4,745

MALT FLOUR, CONTAINING NOT LESS THAN 50 PER CENT OF MALT. (Dutiable.)

	Lb.	Lb.	Lb.	Lb.	Lb.	Lb.	\$	\$	\$	\$
United Kingdom.....	69,921	225,990	186,090				2,663	10,903	10,887	
Germany.....	11,000						464			
United States.....		2,600	61,180	62,518	21,080			111	2,723	1,570
Total.....	80,921	228,590	247,270	62,518	21,080		3,127	11,014	13,610	1,570
RECAPITULATION.										
British Empire.....	69,921	225,990	186,090				2,663	10,903	10,877	
Foreign Countries.....	11,000	2,600	61,180	62,518	21,080		464	111	2,723	1,570

No. 19—Imports for Consumption, by Articles and Countries, during Fiscal Years ended March 31, 1915-1919—*Con.*

Imported from—	1915	1916	1917	1918	1919	Imported from—	1915	1916	1917	1918	1919
FOODSTUFFS—Continued.											
BREADSTUFFS—GRAIN PRODUCTS—Continued.											
MALT, WHOLE, CRUSHED OR GROUND. (Datiabie.)											
United Kingdom.....	Lb. 137,879	Lb. 51,829	Lb. 45,376	Lb.	Lb.	United Kingdom.....	\$ 4,090	\$ 2,139	\$ 3,218	\$	\$
Germany.....	140,149	Germany.....	4,397
Netherlands.....	165,000	Netherlands.....	4,907
United States.....	2,725,047	1,156,334	394,293	1,148,596	578,146	United States.....	66,981	29,369	13,026	52,538	24,614
Total.....	3,168,066	1,208,163	439,669	1,148,596	578,146	Total.....	80,375	31,508	16,844	52,538	24,614
RECAPITULATION.											
British Empire.....	137,879	51,829	45,376	British Empire.....	4,090	2,139	3,218
Foreign Countries.....	3,030,187	1,156,334	394,293	1,148,596	578,146	Foreign Countries.....	76,285	29,369	13,626	52,538	24,614

OATMEAL AND ROLLED OATS. (Datiabie.)

United Kingdom.....	Lb. 25,201	Lb. 9,676	Lb. 6,044	Lb. 35	Lb.	United Kingdom.....	\$ 1,465	\$ 579	\$ 417	\$ 3	\$
Newfoundland.....	99	500	Newfoundland.....	5	46
United States.....	9,351	5,481	7,388	4,279	1,528,559	United States.....	454	343	470	326	87,596
Total.....	34,552	15,157	13,432	4,401	1,529,059	Total.....	1,919	922	887	334	87,642
RECAPITULATION.											
British Empire.....	25,201	9,676	6,044	125	500	British Empire.....	1,465	579	417	8	46
Foreign Countries.....	9,351	5,481	7,388	4,279	1,528,559	Foreign Countries.....	454	343	470	326	87,596

RYE FLOUR. (Datiabie.)

United Kingdom.....	Brl. 11,549	Brl. 5,723	Brl. 3,485	Brl. 2,610	Brl. 46,821	United Kingdom.....	\$ 43,900	\$ 26,467	\$ 19,339	\$ 22,734	\$ 446,244
United States.....	United States.....
Total.....	11,549	5,723	3,485	2,610	46,821	Total.....	43,900	26,467	19,339	22,734	446,244
RECAPITULATION.											
British Empire.....	11,549	5,723	3,485	2,610	46,821	British Empire.....	43,900	26,467	19,339	22,734	446,244
Foreign Countries.....	Foreign Countries.....

SESSIONAL PAPER No. 106

WHEAT FLOUR. (Datable to April 17, 1917; Free thereafter.)

	Brl.	Brl.	Brl.	Brl.	Brl.	\$	\$	\$	\$	\$
United Kingdom.....	38	7								
British Oceania—										
Australia.....	19									
Hong Kong.....	4	88								64
Newfoundland.....	79	35	53							34
China.....	3									465
Japan.....		3	2							4
Norway.....	4									24
United States.....	54,558	34,400	45,353	31,500	5,433					259,731
Total.....	54,705	34,590	45,393	34,615	5,564					259,533
RECAPITULATION.										
British Empire.....	140	130	37	53	126					774
Foreign Countries.....	54,565	34,400	45,356	34,562	5,438					259,759

BREADSTUFFS—TOTAL GRAIN PRODUCTS. (Datable.)

	\$	\$	\$	\$	\$	\$	\$	\$	\$	\$
United Kingdom.....	56,811	24,567	17,183	807						
British Guiana.....	193									
British Oceania—										
Australia.....	64									
Hong Kong.....	34	874	34							24
Newfoundland.....	465	262	761							669,727
China.....	20									34
France.....		422	50	88						24
Germany.....	4,861									
Japan.....	3,403	23	36	152	148					
Total.....	740,569	510,238	580,119	911,125	1,508,184					
RECAPITULATION.										
British Empire.....	57,567	25,703	17,509							1,002
Foreign Countries.....	682,942	484,535	562,610							909,523

BREADSTUFFS—OTHER THAN GRAIN AND GRAIN PRODUCTS.

	Lb.	Lb.	Lb.	Lb.	Lb.	\$	\$	\$	\$	\$
United Kingdom.....	30,500	22,112	38,228	4,938	341					
British East Indies—										
Straits Settlements.....	5,250			1,155						
British West Indies.....	51,510	107,662	108,749	362,971						203
Barbados.....					29,240					2,053
Jamaica.....					45,616					7,339
Trinidad and Tobago.....					272,357					27
Other.....										
Hong Kong.....	660	290	50							19
France.....	340	40	27	1,970	7					1
Japan.....	1,950	7,976	16,246							13
United States.....	3,273	7,523	11,855	16,246	21,593					230
Total.....	91,503	139,577	159,885	387,280	360,603					5,059
RECAPITULATION.										
British Empire.....	87,929	130,064	147,027	369,064	338,778					5,416
Foreign Countries.....	3,583	9,513	12,858	18,216	21,825					243

No. 19—Imports for Consumption, by Articles and Countries, during Fiscal Years ended March 31, 1915-1919—*Con.*

Imported from—	1915	1916	1917	1918	1919	Imported from—	1915	1916	1917	1918	1919
FOODSTUFFS—Continued.											
BREADSTUFFS—OTHER THAN GRAIN AND GRAIN PRODUCTS—Continued.											
BAGLEY, POT, PEARL, ROASTED OR GROUND. (Dutiable.)											
United Kingdom.....	Lb.	Lb.	Lb.	Lb.	Lb.	United Kingdom.....	\$	\$	\$	\$	\$
.....	582,813	305,334	240,913	47,813	71,695	31,854	22,895	30,395	8,567	13,373
Hong Kong.....	346	40	40	473	90	Hong Kong.....	17	28	9
Japan.....	12,300	Belgium.....	325
.....	365	200	392	400	250	Japan.....	16	6	13	12	22
Netherlands.....	17,125	Netherlands.....	526
.....	42,011	31,274	21,146	56,855	69,176	United States.....	991	1,155	1,025	7,395	11,767
Total.....	653,560	336,808	292,521	103,541	138,511	Total.....	33,728	24,055	31,430	16,002	25,171
RECAPITULATION.											
British Empire.....	583,159	305,334	240,913	46,286	71,785	British Empire.....	31,870	22,895	30,398	8,595	13,382
Foreign Countries.....	72,401	31,474	21,588	57,255	69,726	Foreign Countries.....	1,858	1,161	1,038	7,407	11,789

BISCUITS, NOT SWEETENED. (Dutiable.)

United Kingdom.....	Lb.	Lb.	Lb.	Lb.	Lb.	United Kingdom.....	\$	\$	\$	\$	\$
.....	407,685	135,615	71,512	2,902	411	33,200	13,584	11,970	632	46
British West Indies.....	44	British West Indies.....	5
China.....	1,296	1,820	2,064	7,717	12	China.....	91	88	215	604	16
Hong Kong.....	12,300	8,268	11,815	2,906	2,192	Hong Kong.....	724	354	600	249	183
.....	60	140	152	360	2,065	Newfoundland.....	4	11	6	19	263
Newfoundland.....	China.....
.....	France.....	152	8
France.....
St. Pierre and Miquelon.....	St. Pierre and Miquelon.....
.....	Germany.....	108
Germany.....	1,310
Japan.....	22,503	23,215	38,146	32,396	17,651	Japan.....	2,131	2,401	3,828	3,657	2,825
.....	Netherlands.....	5
Netherlands.....
Turkey.....	901	Turkey.....
.....	United States.....	56,653	40,668	58,175	66,617	43,899
United States.....	793,111	604,958	812,275	683,156	421,568	Total.....	93,080	56,209	74,791	71,778	47,172
Total.....	1,241,115	774,227	936,901	731,111	433,935	Total.....
RECAPITULATION.											
British Empire.....	421,257	145,816	86,651	13,559	1,713	British Empire.....	34,015	14,031	12,785	1,485	448
Foreign Countries.....	819,858	628,411	850,250	717,552	330,222	Foreign Countries.....	59,065	42,178	62,006	70,293	46,724

No. 19.—Imports for Consumption, by Articles and Countries, during Fiscal Years ended March 31, 1915-1919—*Con.*

Imported from—	1915	1916	1917	1918	1919	Imported from—	1915	1916	1917	1918	1919
FOODSTUFFS—Continued.											
BREADSTUFFS—OTHER THAN GRAIN AND GRAIN PRODUCTS—Continued.											
CEREAL FOODS, PREPARED, IN PACKAGES NOT EXCEEDING 25 LBS. WEIGHT EACH. (Datiablc.)											
	Lb.	Lb.	Lb.	Lb.	Lb.		\$	\$	\$	\$	\$
United Kingdom.....	114,628	74,526	75,589	15,024	33,329	United Kingdom.....	8,845	9,423	11,443	2,684	6,543
British East Indies.....	7,000					British East Indies.....					
British West Indies.....	7,207					British West Indies.....	494				
China.....	1,500	5,187	5,715	2,587	1,540	China.....	115	366	419	313	170
France.....	100	679	198	1,209	600	France.....	20	97	24	315	98
Germany.....	1,526					Germany.....	8				
Japan.....	5,961	9,375	8,265	11,851	8,521	Japan.....	352	455	440	802	700
Sweden.....	15					Sweden.....					
United States.....	3,301,090	2,657,942	2,883,310	1,925,701	1,912,471	United States.....	189,427	141,438	153,253	142,031	181,246
Total.....	3,432,291	2,747,876	2,973,077	1,956,363	1,956,461	Total.....	199,327	151,797	165,609	146,148	188,757
RECAPITULATION.											
British Empire.....	123,335	70,713	81,304	17,611	34,869	British Empire.....	9,464	9,789	11,862	2,997	6,713
Foreign Countries.....	3,308,956	2,668,163	2,891,773	1,938,752	1,921,592	Foreign Countries.....	189,863	142,008	153,747	143,151	182,044
CEREAL FOODS, PREPARED, N. O. P. (Datiablc.)											
	\$	\$	\$	\$	\$		\$	\$	\$	\$	\$
United Kingdom.....	7,195	2,337	1,215	208	17	United States.....	52,311	42,201	57,274	54,315	56,988
Hong Kong.....	1,504	223	287		113	Total.....	61,760	45,429	59,099	54,756	57,610
Newfoundland.....	3	53				RECAPITULATION.					
China.....	69					British Empire.....	8,792	2,613	1,502	208	130
France.....	147	438	255	130	492	Foreign Countries.....	52,968	42,816	57,597	54,548	57,480
Japan.....	137	117	68	103							
Sweden.....	51										
Turkey.....	243										
LOCUST BEANS AND LOCUST BEAN MEAL. (Free.)											
	Lb.	Lb.	Lb.	Lb.	Lb.		\$	\$	\$	\$	\$
United Kingdom.....		8,060	67,450			United Kingdom.....		185	1,799		
Spain.....			5,506			Spain.....			84		

SESSIONAL PAPER No. 10b

United States.....	1,975	29,714	4,724	27,612	4,153	United States	81	781	309	2,054	727
Total	1,975	38,071	77,080	27,612	4,153	Total	81	966	2,102	2,054	727
RECAPITULATION.											
British Empire.....	1,975	8,960	67,450	27,612	4,153	British Empire	81	185	1,799	2,054	727
Foreign Countries.....	1,975	29,714	10,230	27,612	4,153	Foreign Countries.....	81	781	303	2,054	727

MACARONI AND VERICELLI. (Dutiable.)

United Kingdom.....	Lb.	Lb.	Lb.	Lb.	Lb.	United Kingdom.....	\$	\$	\$	\$	\$
Hong Kong.....	122,836	4,154	3,050	39	39,564	Hong Kong.....	7,281	319	353	1	4,793
China.....	36,810	27,581	39,190	72,979	72,979	China.....	2,131	1,596	1,908	6,146	4
France.....	7,468	7,445	1,425	225	47	France.....	2,144	345	408	27	298
Germany.....	1,277,379	303,438	3,567	Germany.....	61,834	22,042	298
Italy.....	653	Italy.....	59
Japan.....	4,134,228	518,924	67,835	30,606	25,818	Japan.....	172,998	27,574	5,260	1,908	2,355
Mexico.....	24,820	23,703	25,837	75	75	Mexico.....	1,125	1,120	1,233	2
Switzerland.....	5,006	Switzerland.....	313
United States.....	1,092,481	1,679,688	1,830,908	963,331	49,843	United States.....	60,959	102,097	122,296	87,024	5,612
Hawaii.....	4,460	Hawaii.....	200
Total.....	6,701,681	2,564,933	1,973,272	1,067,255	115,272	Total.....	307,144	155,333	131,635	95,108	12,764
RECAPITULATION.											
British Empire.....	159,646	31,735	39,240	73,018	39,564	British Empire.....	9,412	1,855	2,349	6,147	4,793
Foreign Countries.....	6,542,035	2,533,198	1,934,032	994,237	75,708	Foreign Countries.....	297,732	153,478	129,286	89,021	7,971

RICE, CLEANED. (Dutiable.)

United Kingdom.....	Lb.	Lb.	Lb.	Lb.	Lb.	United Kingdom.....	\$	\$	\$	\$	\$
British East Indies—	5,867,662	1,238,291	64,439	144	2,072	British East Indies—	172,092	34,153	2,463	9	131
India.....	344,350	234,240	916,072	1,183,840	241,550	India.....	10,617	4,319	16,998	20,704	5,162
Straits Settlements.....	2,000	1,060,929	Straits Settlements.....	27,783
Other Settlements.....	Other Settlements.....	109
British Guiana.....	900	1,000	British Guiana.....	36	97
British West Indies.....	100	British West Indies.....
Hong Kong.....	4,845,079	4,632,003	3,110,401	5,801,092	10,088,939	Hong Kong.....	106,524	100,605	72,088	216,202	474,102
Newfoundland.....	46,300	Newfoundland.....
Belgium.....	104,595	14,621	8,340	30,000	25,000	Belgium.....	1,524	366	246	898	1,037
China.....	98,800	China.....	2,845
Germany.....	Germany.....

No. 19—Imports for Consumption, by Articles and Countries, during Fiscal Years ended March 31, 1915-1919 (Cont.)

Imported from—	1915	1916	1917	1918	1919	Imported from—	1915	1916	1917	1918	1919
	Lb.	Lb.	Lb.	Lb.	Lb.		\$	\$	\$	\$	\$
Italy.....	106,761	22,000	539,915	3,156,338	7,189,121	Italy.....	3,704	1,173	1,473	219,470	317,917
Japan.....	33,105	1,000	2,195	Mexico.....	1,619	28	11,631
Mexico.....	632,858	Netherlands.....	29,670
Netherlands.....	29,100	Dutch East Indies.....	645
Dutch East Indies.....	2,000	Norway.....	60	14,059	19,526	51,076
Norway.....	19,700	32,100	738,080	2,685,373	612,504	Siam.....	489	1,065	95,683	110,062	160,129
Siam.....	962,594	833,397	2,199,626	2,033,255	1,997,520	United States.....	41,986	38,068
United States.....	13,083,854	6,967,652	7,599,301	15,373,286	21,057,986	Total.....	365,399	178,664	214,388	645,313	1,008,751
Total.....	REGULATION.....
REGULATION.....	British Empire.....	91,593	261,702	179,492
British Empire.....	11,059,091	6,114,534	4,091,940	8,046,105	11,233,511	Foreign Countries.....	122,795	380,611	529,259
Foreign Countries.....	2,024,763	873,118	3,507,361	7,327,181	9,824,445

REB, CLEANED. (Dutiable) (Concluded.)

BREADSTUFFS—OTHER THAN GRAIN AND GRAIN PRODUCTS—Continued.

Imported from—	1915	1916	1917	1918	1919	Imported from—	1915	1916	1917	1918	1919
	Lb.	Lb.	Lb.	Lb.	Lb.		\$	\$	\$	\$	\$
United Kingdom.....	672,000	United Kingdom.....	12,410
British East Indies.....	19,299,924	8,288,112	672,000	3,156,338	7,189,121	British East Indies.....	124,392	8,700	8,700	864,368	684,368
India.....	27,834,870	39,794,844	38,054,011	32,637,711	20,365,091	India.....	323,877	124,392	773,471	864,326
Hong Kong.....	Hong Kong.....	535,884	715,107
China.....	11,400,627	22,810,592	20,351,284	14,499,297	49,151,549	China.....	332,254	593,322	182,613	510,588	641,182
Japan.....	690,070	1,508,000	448,000	Japan.....	11,401	28,806	7,471
Siam.....	793,793	2,847,405	828,170	Siam.....	10	30,330	106,816	56,298
United States.....	United States.....
Total.....	59,807,991	72,457,018	59,873,118	59,428,411	32,482,114	Total.....	1,265,333	1,371,902	1,287,191	1,487,001	1,383,628
REGULATION.....	REGULATION.....
REGULATION.....	British Empire.....	782,231	869,126	684,368
British Empire.....	47,806,704	48,082,956	38,729,041	32,633,711	20,355,491	Foreign Countries.....	862,171	839,499	502,963	624,875	700,470
Foreign Countries.....	12,001,197	24,384,062	21,147,077	17,794,700	12,126,623	343,662	532,403

REB, UNCLEANED, UNCLEANED OR PADDY. (Free.)

SESSIONAL PAPER No. 10b

RICE BRAN. (Datable.)

	Lb.	Lb.	Lb.	Lb.	Lb.	Lb.	Lb.	\$	\$	\$	\$
United Kingdom	120	76						5	34		
United States	120	76						5	31		
Total											
RECAPITULATION.											
British Empire	120	76						5	34		
Foreign Countries											

RICE AND SAGO FLOUR, CASSAVA FLOUR AND RICE MEAL. (Datable.)

	Lb.	Lb.	Lb.	Lb.	Lb.	Lb.	Lb.	\$	\$	\$	\$
United Kingdom	144,156	20,628	22,418	48				1,802	1,133	1,577	
British East Indies—											
India	391,472	716,363	1,110,366	893,423	712,383			8,732	15,567	19,457	24,498
Straits Settlements	24	10	11,542					5	1	801	
Other	39,191	47,562	73,368	58,688	70,139			1,547	1,907	2,978	5,022
British West Indies—											
Hong Kong	11,936	7,039	1,970	420				372	224	82	17
China		132	73						15	8	
France	4,134							188			
Italy	13,562	9,385	23,056	26,181	36,009			667	395	1,080	3,189
Japan	3,640							81			
Netherlands	169,292	315,036	527,016	773,799	121,666			8,082	18,758	25,139	48,042
United States											
Total	768,927	1,116,155	1,802,808	1,752,459	1,213,197			24,479	38,000	51,122	85,890
RECAPITULATION.											
British Empire	575,063	784,563	1,250,001	952,056	782,522			15,086	18,608	24,813	29,520
Foreign Countries	193,864	331,592	552,115	800,403	430,675			9,393	19,392	26,309	56,280

SAGO AND TANNIN. (Datable.)

	Lb.	Lb.	Lb.	Lb.	Lb.	Lb.	Lb.	\$	\$	\$	\$
United Kingdom	61,499	44,255	387,287	10,752	67,268			2,198	753	20,421	4,027
British East Indies—											
India	2,907,436	2,650,347	3,233,098	3,361,950	4,317,111			65,739	71,859	135,932	194,825
Straits Settlements	66,649	27	298	53	195			1,410		9	38
Other	196	80		18,000				63	5		
Hong Kong	255	90	68					14	15	17	
China				1,111	56,600			9			
France		105		460					4		
Japan											
Mexico											
Netherlands											
Dutch East Indies	59,416	114,081	71,157	25,845	30,751			2,601	5,480	5,028	1,879
United States	3,095,792	2,779,185	3,691,908	3,418,180	4,401,131			69,410	78,118	161,907	296,179
Total	3,035,925	2,664,829	3,629,683	3,472,755	4,385,177			72,617	81,007	156,362	198,891
RECAPITULATION.											
British Empire	59,867	114,356	71,225	15,425	109,254			2,624	5,501	5,045	7,289
Foreign Countries								69,410	72,617	156,362	198,891

No. 19—Imports for Consumption, by Articles and Countries, during Fiscal Years ended March 31, 1915-1919—*Con.*

Imported from—	1915	1916	1917	1918	1919	1915	1916	1917	1918	1919
United Kingdom	450	1,850								
United States				38	808					
Total				38	808				38	808

FOODSTUFFS—Continued.
BREADSTUFFS—OTHER THAN GRAIN AND GRAIN PRODUCTS—Concluded.
 SEMOLINA (Free.)

	Lb.	\$	Lb.	\$	Lb.	\$	Lb.	\$	Lb.	\$
United Kingdom	450		1,850							
United States						38				
Total						38				

Tapioca Flour. (Dutiable.)		RECAPITULATION.	
United Kingdom	Lb.	\$	\$
British East Indies—Straits Settlements	318,901		
British West Indies	1,000		
Jamaica	9,876		
Hong Kong	5,581		
China	6,577		
France	132		
Germany	415		
Japan	1,000		
Netherlands—Dutch East Indies	53,215		
United States	665,626		
Total	1,115,552		

OTHER BREADSTUFFS, N.O.P. (Dutiable.)		RECAPITULATION.	
United Kingdom	Lb.	\$	\$
British Empire	329,837		
Foreign Countries	785,715		
Total	1,115,552		

Imported from—	1915	1916	1917	1918	1919	1915	1916	1917	1918	1919
United Kingdom	450	1,850								
United States				38	808					
Total				38	808				38	808

Tapioca Flour. (Dutiable.)		RECAPITULATION.	
United Kingdom	Lb.	\$	\$
British East Indies—Straits Settlements	318,901		
British West Indies	1,000		
Jamaica	9,876		
Hong Kong	5,581		
China	6,577		
France	132		
Germany	415		
Japan	1,000		
Netherlands—Dutch East Indies	53,215		
United States	665,626		
Total	1,115,552		

OTHER BREADSTUFFS, N.O.P. (Dutiable.)		RECAPITULATION.	
United Kingdom	Lb.	\$	\$
British Empire	329,837		
Foreign Countries	785,715		
Total	1,115,552		

SESSIONAL PAPER No. 10b

BREADSTUFFS—TOTAL OTHER THAN GRAIN AND GRAIN PRODUCTS. (Dutiable and Free.)

	\$	\$	\$	\$	\$	\$	\$	\$	\$	\$	\$	\$
United Kingdom.....	472,008	193,974	183,878	14,582	23,087	340,058	509,853	503,878	742,558	945,018		
British East Indies—												
India.....	334,494	128,725	25,758	20,704	5,162	25,946	79					
Straits Settlements.....	75,228	87,426	155,389	203,297	232,759	645			2,333	2,476		
Other.....	1,519		801				60					
British Guiana.....			36		97	11,890	29,034	14,059	56,997	51,076		
British West Indies.....	2,729	5,600	5,647	32,376				84				
Barbados.....												
Jamaica.....					2,053							
Trinidad and Tobago.....					7,450							
Other.....	641,139	824,402	857,476	1,096,602	42,721	607,020	571,004	866,602	986,511	1,155,859		
Hong Kong.....	885	407	910	356	231			200				
Newfoundland.....	1,849		529	2,002	34,142			2,623,504	3,159,984	3,682,020		
Belgium.....	4,054		1,624	1,001								
France.....	63,322	22,871	1,624	1,001								
St. Pierre and Miquelon.....	4,248	7	6,433									
Germany.....	177,013	27,874										
Italy.....												
Total.....						2,764,665	2,404,153	2,623,504	3,159,984	3,682,020		
RECAPITULATION.												
British Empire.....					1,528,002		1,240,534	1,230,095	1,307,917	1,493,851		
Foreign Countries.....					1,236,663		1,163,619	1,393,409	1,792,067	2,188,769		

TOTAL BREADSTUFFS. (Dutiable and Free.)

	\$	\$	\$	\$	\$	\$	\$	\$	\$	\$	\$	\$
United Kingdom.....	589,637	227,874	332,215	15,421	25,356	55,942	27,955	6,489				
British East Indies—												
India.....	334,494	128,725	39,917	89,386	5,162	178,469	781,475	835,215	1,831,674	1,914,902		
Straits Settlements.....	75,228	87,426	155,389	203,297	232,759	568,071						
Other.....	1,519		801				309	125				
British Guiana.....			36		97	38,245						
British West Indies.....	1,193					645	60					
Barbados.....												
Jamaica.....						24						
Trinidad and Tobago.....						1,238						
Other.....	64		36									
Australia.....	3,737		2,202	9,342	407,447							
New Zealand.....	2,729		6,897	32,376		3,321						
British West Indies.....						11,890	29,931	14,059	56,997	51,076		
Barbados.....												
Jamaica.....												
Trinidad and Tobago.....												
Other.....												
Hong Kong.....	646,383	828,822	862,092	1,103,399	42,721	4,136	1,179	84				
Newfoundland.....	1,372	706	1,253	1,144	313							
Argentina Republic.....	722,256	81,530	1,253	1,144	476							
Austria-Hungary.....	36,118	2,314		777								
Belgium.....	15,997											
Bulgaria.....	1,725											
China.....	4,599	23,328	3,495	1,091								
France.....	75,992	60	6,279	6,279	34,194							
French Africa.....	609				167							
Madagascar.....	65											
St. Pierre and Miquelon.....												
Total.....						13,982,469	11,084,045	17,071,690	16,941,510	26,717,140		
RECAPITULATION.												
British Empire.....					1,655,356		1,282,224	1,400,832	1,458,914	1,911,946		
Foreign Countries.....					12,327,113		9,801,821	15,670,858	15,482,596	24,805,194		

SESSIONAL PAPER No. 10b

United States.....	689,124	1,808,174	1,904,094	2,870,517	4,028,303	198,815	582,018	713,798	725,651	1,241,222
Total.....	1,468,140	1,815,883	2,742,884	4,441,207	4,032,783	429,803	584,744	981,281	1,136,736	1,242,185
RECAPITULATION.										
British Empire.....	219,565	6,472	682,369	1,570,690	4,480	68,007	2,290	209,700	411,055	963
Foreign Countries.....	1,248,575	1,809,411	2,060,515	2,870,517	4,028,303	361,796	582,454	771,581	725,651	1,241,222

COCOA PASTE OR LIQUOR, CHOCOLATE PASTE OR LIQUOR, NOT SWEETENED, IN BLOCKS OR CAKES. (Dutiable.)

United Kingdom.....	12,393	192	68	6	Lb.	\$	\$	\$	\$	\$
British East Indies—										
India.....						2,708	50	26	1	
Straits Settlements.....										
Other.....	8,130					755				
France.....	2,240					545				
Netherlands.....	1,665					291				
Switzerland.....	2,908					583				
United States.....	30,537	4,447	3,070	12,900	6,750	6,107	909	524	2,931	1,553
Total.....	57,873	4,639	3,138	12,908	6,750	10,989	959	550	2,932	1,553
RECAPITULATION.										
British Empire.....	20,523	192	68	6	Lb.	3,463	50	26	1	
Foreign Countries.....	37,350	4,447	3,070	12,900	6,750	7,526	909	524	2,931	1,553

COCOA PASTE OR LIQUOR, CHOCOLATE PASTE OR LIQUOR, SWEETENED, IN BLOCKS OR CAKES, NOT LESS THAN 2 LBS. IN WEIGHT. (Dutiable.)

United Kingdom.....	18,169	6,623	1,902	120	Lb.	\$	\$	\$	\$	\$
Belgium.....	7,333	5,900				3,837	1,067	685	33	
Netherlands.....	7,475	24,725				4	842			
Switzerland.....	367,078	306,787	152,718	135,755	115,256	1,587	6,165			
United States.....						79,366	69,764	39,796	36,050	34,379
Total.....	399,855	341,135	154,620	135,875	115,256	86,484	78,433	40,481	36,083	34,379
RECAPITULATION.										
British Empire.....	18,169	6,623	1,902	120	Lb.	3,837	1,067	685	33	
Foreign Countries.....	381,686	334,512	152,718	135,755	115,256	82,647	76,771	39,796	36,050	34,379

No. 19—Importers for Consumption, by Articles and Countries, during Fiscal Years ended March 31, 1915-1919—*Con.*

Imported from—	1915	1916	1917	1918	1919	1915	1916	1917	1918	1919
FOODSTUFFS—Continued.										
COCOA AND CHOCOLATE—Concluded										
COCOA OR CHOCOLATE, PREPARATIONS OF, IN POWDERED FORM. (Dutiable.)										
United Kingdom.....	Lb. 1,249,903	Lb. 1,174,491	Lb. 1,449,592	Lb. 17,688	Lb. 956	\$ 292,471	\$ 291,854	\$ 435,436	\$ 5,697	\$ 433
British West Indies.....	125	6			1,810	20	1			181
France.....	3,510			229	50				75	1
Germany.....	67,275	20,399	15,962	123,092	216	429	8,280	8,361	9,411	137
Netherlands.....	2,762	6,278	799	799	514	19,393	2,121	5,302	592	74
Switzerland.....	103,869	84,664	95,684	1,236,696	1,598,738	628	18,106	30,231	249,087	312,583
United States.....						17,988				
Total.....	1,427,444	1,286,138	1,562,238	1,378,495	1,692,274	339,938	320,362	464,028	265,402	313,419
RECAPITULATION:										
British Empire.....	1,250,028	1,174,497	1,449,592	17,688	2,706	292,500	291,855	435,436	5,697	634
Foreign Countries.....	177,416	111,641	112,646	1,360,807	1,599,568	38,438	28,507	28,592	259,705	312,805
COCOA SHEETS AND NIBS. (Dutiable.)										
United Kingdom.....	Lb. 344	Lb. 912	Lb. 1,014	Lb. 7,034	Lb. 5,116	\$ 12	\$ 91	\$ 189	\$ 281	\$ 498
United States.....	804	804	1,014	7,034	5,146		161			
Total.....	344	1,746	1,014	7,034	5,146	12	252	189	281	498
RECAPITULATION:										
British Empire.....	344	912	1,014	7,034	5,116	12	91	189	281	498
Foreign Countries.....		804					161			
OTHER PREPARATIONS OF COCOA OR CHOCOLATE, N.O.P. AND CONFECTIONERY COATED WITH OR CONTAINING CHOCOLATE. (Dutiable.)										
United Kingdom.....	Lb. 2,189,047	Lb. 1,085,637	Lb. 212,034	Lb. 5,533	Lb. 1	\$ 462,059	\$ 234,491	\$ 80,645	\$ 1,636	\$ 1
British West Indies.....					288					
Trinidad and Tobago.....	1,094					156				67
Belgium.....	430	198	33		5,90	175	46	15		201
France.....										
Germany.....	21					3				

SESSIONAL PAPER No. 10b

Italy.....	708	585	142	235	142	142	235	142	235	142
Japan.....	15			3			3			
Netherlands.....	5,894			1,343			1,343			
Switzerland.....	370,422			72,322			85,500			
United States.....	154,499			35,669			32,373			
Total.....	2,675,271			571,667			345,332			
RECAPITULATION:										
British Empire.....	2,489,047			462,059			231,404			
Foreign Countries.....	486,224			109,608			110,928			
Total.....										
RECAPITULATION:										
British Empire.....										
Foreign Countries.....										
Total.....										

TOTAL COCOA AND CHOCOLATE. (Dutiable and Free.)

United Kingdom.....	Lb.	Lb.	Lb.	Lb.	Lb.	Lb.	Lb.	Lb.	Lb.	\$	\$	\$	\$
British Africa, West.....	4,059,921	1,021,285	5,437	5,437	105,000	105,000	105,000	955,289	673,633	984,346	418,194	1,417	7,457
British East Indies—													
Ceylon.....							303,890						59,350
India.....													
Straits Settlements.....													
Other.....	124,050	182,004	1,600	1,600	181,900	181,900		19,497	12,447	10,925	25,417	80	21,862
British Guiana.....	15,400							1,649					
British Oceania—													
Australia.....			9,400										
Fiji.....													
New Zealand.....													
Other.....	12,200	5,100	22,200	22,200				1,715	403	961	831	3,332	
British West Indies.....	1,832,478	5,777,611	3,705,389	3,705,389				205,975	384,155	518,033	664,995		
Barbados.....			29,300	29,300									
Jamaica.....			314,310	314,310									
Trinidad and Tobago.....			5,606,488	5,606,488									
Other.....			2,121,400	2,121,400									
Belgium.....	1,127							100					
Brazil.....													
Cuba.....	2,000												
Ecuador.....	3,560												
France.....	58,570							8,964	46	3,003	991	208	
Germany.....	220,707							62,968		15	75		
Italy.....													
Japan.....	437,509												
Netherlands.....													
Dutch East Indies.....								125,525	3	142	9,411	8,470	
Other.....													
Spain.....													
Switzerland.....	327,431							75,223	93,786	54,480	3,582	4,425	
United States.....	4,129,407							683,335	1,251,687	1,584,272	1,864,225	2,320,144	
Venezuela.....									1,254		6,524		
Total.....	11,789,800	18,773,012	15,865,040	15,865,040	22,554,081	22,554,081		2,140,300	2,429,023	3,224,708	3,008,427	3,783,426	
RECAPITULATION:													
British Empire.....	6,005,019	7,872,212	7,872,212	7,872,212	8,691,435	8,691,435		1,184,125	1,070,638	1,516,662	1,123,619	1,147,875	
Foreign Countries.....	5,184,751	6,110,006	7,992,828	7,992,828	13,862,646	13,862,646		956,175	1,358,985	1,708,056	1,884,808	2,635,551	

No. 19—IMPORTS for Consumption, by Articles and Countries, during Fiscal Years ended March 31, 1915-1919—Con.

Imported from—	1915	1916	1917	1918	1919	1915	1916	1917	1918	1919
United Kingdom	No. 470,320	No. 150,400	No. 181,375	No. 299,055	No. 292,560	\$ 9,243	\$ 2,450	\$ 4,084	\$ 7,885	\$ 6,063
British Guiana	No. 3,095,989	No. 2,578,627	No. 2,278,468	No. 2,534,618	No. 63,662	\$ 63,662	\$ 53,590	\$ 69,117	\$ 90,248	\$ 4
British West Indies					100					
Barbados					816,900					31,698
Jamaica					1,212,436					40,448
Trinidad and Tobago					129,157					4,521
Other	No. 746				24					
San Domingo										
Total	No. 3,567,055	No. 2,729,027	No. 2,459,843	No. 2,833,673	No. 2,353,153	\$ 72,929	\$ 56,040	\$ 73,201	\$ 98,133	\$ 82,734
RECAPITULATION.										
British Empire	No. 3,566,309	No. 2,729,027	No. 2,459,843	No. 2,833,673	No. 2,353,153	\$ 72,905	\$ 56,040	\$ 73,201	\$ 98,133	\$ 82,734
Foreign Countries	No. 746				24					

FOODSTUFFS—Continued
 COCOANUTS AND PREPARATIONS OF.
 COCOANUTS, IMPORTED FROM THE PLACE OF GROWTH BY VESSEL DIRECT TO A CANADIAN PORT. [Dutiable. (Free under Preferential.)]

Imported from—	1915	1916	1917	1918	1919	1915	1916	1917	1918	1919
United Kingdom	No. 22,223	No. 1,281,757	No. 71,200	No. 38,959	No. 101,825	\$ 622	\$ 25,202	\$ 1,629	\$ 1,248	\$ 3,151
British Guiana	No. 319,539	No. 256,463	No. 775,450	No. 389,385	No. 153,570					
British West Indies										
Trinidad and Tobago										
San Domingo										
United States	No. 341,762	No. 1,536,885	No. 1,545,243	No. 537,873	No. 612,175	\$ 10,207	\$ 7,439	\$ 28,222	\$ 19,978	\$ 21,253
Total	No. 683,553	No. 3,175,005	No. 2,639,353	No. 1,356,127	No. 868,575	\$ 10,829	\$ 32,648	\$ 54,306	\$ 34,730	\$ 29,413
RECAPITULATION.										
British Empire	No. 682,830	No. 3,173,248	No. 2,638,153	No. 1,354,879	No. 867,420	\$ 10,207	\$ 25,202	\$ 26,174	\$ 14,752	\$ 8,160
Foreign Countries	No. 723	No. 251,757	No. 698,593	No. 358,578	No. 358,780	\$ 622	\$ 7,446	\$ 28,222	\$ 19,978	\$ 21,253

COCOANUTS N.O.P. (Dutiable.)

Imported from—	1915	1916	1917	1918	1919	1915	1916	1917	1918	1919
United Kingdom	Lb. 263,877	Lb. 42,276	Lb. 179,379	Lb. 91,072	Lb. 63,010	\$ 19,191	\$ 4,156	\$ 18,310	\$ 1,315	\$ 13,318
British East Indies										
Ceylon					1,697,360					116,418
India					9,100					728
Strait Settlements					1,429,560					99,952
Other	Lb. 462,194	Lb. 697,955	Lb. 1,211,165	Lb. 32,600	Lb. 32,600	\$ 41,802	\$ 52,172	\$ 87,612	\$ 99,952	\$ 4,285
Hong Kong	Lb. 110	Lb. 60	Lb. 60	Lb. 45,000	Lb. 45,000	\$ 7	\$ 4	\$ 4	\$ 4	\$ 4
Colombia										6,969
Netherlands	Lb. 2,500					\$ 438				

COCOANUT, DESICCATED, SWEETENED OR NOT. (Dutiable.)

SESSIONAL PAPER No. 106

	4,156	239	17,828	31,118	14,029	United States.....	837	50	3,190	6,364	2,810
United States.....	4,156	239	17,828	31,118	14,029	United States.....	837	50	3,190	6,364	2,810
Total.....	672,837	740,470	1,408,412	1,547,330	1,786,529	Total.....	62,275	56,378	109,146	118,865	133,274
RECAPITULATION.						RECAPITULATION.					
British Empire.....	666,181	740,231	1,300,584	1,471,212	1,772,500	British Empire.....	61,000	56,328	105,956	105,532	130,464
Foreign Countries.....	6,656	239	17,828	76,118	14,029	Foreign Countries.....	1,275	50	3,190	13,333	2,810

COPIA OR BROKEN COCOANUT MEAT, NOT SHREDDED, DESICCATED OR PREPARED IN ANY MANNER. (Dutiable. (Free under Proforential.))

	Lb.	Lb.	Lb.	Lb.	Lb.	United Kingdom.....	\$	\$	\$	\$	\$
United Kingdom.....	Lb.	Lb.	Lb.	Lb.	Lb.	United Kingdom.....	\$	\$	\$	\$	\$
British West Indies.....	800					British West Indies.....	44				
United States.....	800					United States.....	44				
Total.....	800					Total.....	44				
RECAPITULATION.						RECAPITULATION.					
British Empire.....	800					British Empire.....	44				
Foreign Countries.....						Foreign Countries.....					

TOTAL COCOANUTS AND PREPARATIONS OF. (Dutiable and Free.)

	\$	\$	\$	\$	\$	Hong Kong.....	\$	\$	\$	\$	\$
United Kingdom.....	\$	\$	\$	\$	\$	Hong Kong.....	\$	\$	\$	\$	\$
British East Indies—	19,191	4,156	18,310	1,315	13,318	Colombia.....	7				
Ceylon.....					116,418	Netherlands.....	438				
India.....					728	San Domingo.....	24				
Straits Settlements.....	41,802	52,172	87,642	99,932		United States.....	11,044	7,489	31,412	26,342	24,063
Other.....	9,243	2,450	5,713	9,133		Total.....	146,033	145,110	230,743	251,728	245,421
British Guiana.....	64,284	78,836	93,662	103,752		RECAPITULATION.					
British West Indies.....						British Empire.....	134,527	137,614	205,331	218,417	221,358
Barbados.....						Foreign Countries.....	11,506	7,496	31,412	33,311	24,063
Jamaica.....						Total.....					
Trinidad and Tobago.....											
Other.....											

COFFEE AND CHICORY.

CHICORY, RAW OR GREEN. (Dutiable.)

	Lb.	Lb.	Lb.	Lb.	Lb.	United Kingdom.....	\$	\$	\$	\$	\$
United Kingdom.....	Lb.	Lb.	Lb.	Lb.	Lb.	United Kingdom.....	\$	\$	\$	\$	\$
Belgium.....	35,409	3,136				Belgium.....	1,443	328			
France.....	2,362					Netherlands.....	16				
Netherlands.....	300					United States.....	9				
United States.....	4,818	11,202	27,919	19,917	8,955	Total.....	1,975	1,662	2,682	2,193	1,019
Total.....	42,889	14,338	27,961	19,917	8,955	RECAPITULATION.					
RECAPITULATION.						British Empire.....	1,443	328			
British Empire.....	35,409	3,136				Foreign Countries.....	532	1,032	2,682	2,193	1,019
Foreign Countries.....	7,480	11,202	27,961	19,917	8,955	Total.....					

No. 19—Imports for Consumption, by Articles and Countries, during Fiscal Years ended March 31, 1915-1919—*Con.*

Imported from—	1915	1916	1917	1918	1919	Imported from—	1915	1916	1917	1918	1919
FOODSTUFFS—Continued.											
COFFEE AND CIGGORY—Continued.											
CHICORY, KILN-DRIED, ROASTED OR GROUND. (Dutiable.)											
United Kingdom	Lb. 173,573	Lb. 114,133	Lb. 6,534	Lb.	Lb.	United Kingdom	\$ 7,769	\$ 973	\$ 680	\$	\$
Belgium	41,610	22,861	Belgium	1,741	983
Denmark	491	Denmark	25
France	480	275	France	32	70
Germany	1,215	Germany	208
Netherlands	4,480	Netherlands
Sweden	120	Sweden	30
United States	82,211	114,292	71,897	86,361	124,941	United States	6,779	9,451	6,328	8,780	15,205
Total	303,569	152,136	78,706	86,361	124,941	Total	16,611	11,462	7,078	8,780	15,205
RECAPITULATION.											
British Empire	173,573	114,133	6,534	124,941	British Empire	7,769	973	680
Foreign Countries	129,996	138,003	72,172	86,361	Foreign Countries	8,842	10,489	6,308	8,780	15,205

COFFEE, CONDENSED WITH MILK. (Dutiable.)

Imported from—	1915	1916	1917	1918	1919	Imported from—	1915	1916	1917	1918	1919
United Kingdom	Lb. 1,485	Lb. 6,099	Lb. 116	Lb. 10	Lb. 15	United Kingdom	\$ 358	\$ 1,356	\$ 42	\$ 4	\$ 2
United States	20	United States	4
Total	1,485	6,099	136	10	15	Total	358	1,356	46	4	2
RECAPITULATION.											
British Empire	1,485	6,099	116	10	15	British Empire	358	1,356	42	4	2
Foreign Countries	20	Foreign Countries	4

COFFEE, GREEN, IMPORTED DIRECT FROM THE COUNTRY OF GROWTH AND PRODUCTION, OR PURCHASED IN BOND IN THE UNITED KINGDOM. (Free to August 22, 1914. Dutiable thereafter.)

Imported from—	1915	1916	1917	1918	1919	Imported from—	1915	1916	1917	1918	1919
United Kingdom	Lb. 1,040,180	Lb. 594,897	Lb. 413,241	Lb. 29,237	Lb. 27,462	United Kingdom	\$ 157,109	\$ 75,938	\$ 66,747	\$ 2,638	\$ 3,073
Aden	21,000	49,296	8,400	Aden	17,968	4,857	9,102	1,318
British East Indies	British East Indies
Ceylon	70,500	Ceylon	10,230
India	8,400	India	1,597
Straits Settlements	Straits Settlements
Other	80,452	9,671	29,700	109,165	680	Other	9,748	979	5,414	13,746	133
British Guiana	32,933	2,328	British Guiana	4,283	241
British West Indies	762,964	788,241	2,212,981	2,040,975	British West Indies	93,537	86,145	242,875	226,359

No. 19—Imports for Consumption, by Articles and Countries, during Fiscal Years ended March 31, 1915-1919—*Con.*

Imported from—	1915	1916	1917	1918	1919	1915	1916	1917	1918	1919
FOODSTUFFS—Continued.										
COFFEE AND CHICORY—Concluded.										
COFFEE, EXTRACT OF, S.O.P., OR SUBSTITUTE THEREFOR, OF ALL KINDS. (Dutiable.)										
United Kingdom.....	Lb. 88,274	Lb. 77,339	Lb. 105,259	Lb. 2,583	Lb.	United Kingdom.....	\$ 20,505	\$ 20,192	\$ 32,351	\$ 1,032
Germany.....	600					Germany.....	58			
United States.....	55,327	36,500	58,091	75,411	52,538	United States.....	26,119	27,198	63,193	115,412
Total.....	144,207	113,839	163,350	77,994	52,538	Total.....	46,942	47,390	95,544	116,444
RECAPITULATION.										
British Empire.....	88,274	77,339	105,259	2,583		British Empire.....	20,765	20,192	32,351	1,032
Foreign Countries.....	55,933	36,500	58,091	75,411	52,538	Foreign Countries.....	26,177	27,198	63,193	115,412
COFFEE, ROASTED OR GROUND, WHEN NOT IMPORTED DIRECT FROM THE COUNTRY OF GROWTH AND PRODUCTION. (Dutiable.)										
United Kingdom.....	Lb. 2,968	Lb. 2,114	Lb. 600	Lb. 64	Lb. 64	United Kingdom.....	\$ 768	\$ 470	\$ 184	\$ 26
France.....	105			100		France.....	29			25
Netherlands.....	464,016	308,683	433,516	436,546	105,347	Netherlands.....	107,220	88,046	103,831	102,387
United States.....						United States.....				
Total.....	467,089	370,797	434,116	436,646	105,411	Total.....	108,017	88,525	104,015	102,422
RECAPITULATION.										
British Empire.....	2,968	2,114	600		64	British Empire.....	768	470	184	26
Foreign Countries.....	464,121	308,683	433,516	436,646	105,347	Foreign Countries.....	107,249	88,046	103,831	102,422
COFFEE, ROASTED OR GROUND, AND ALL IMITATIONS THEREOF AND SUBSTITUTES THEREFOR, INCLUDING ACORN NUTS, S.O.P. (Dutiable.)										
United Kingdom.....	Lb. 11,605	Lb. 4,826	Lb. 982	Lb. 315	Lb.	United Kingdom.....	\$ 2,888	\$ 1,300	\$ 286	\$ 87
British West Indies.....	72			25		British West Indies.....	18			7
France.....			3,485			France.....			673	
Germany.....	88					Germany.....	9			
United States.....	207,108	269,741	301,067	291,123	324,534	United States.....	29,983	29,744	77,792	76,237
Total.....	218,873	211,567	305,534	291,403	324,534	Total.....	32,898	22,053	78,751	76,331
RECAPITULATION.										
British Empire.....	11,677	4,826	982	340		British Empire.....	2,906	1,300	286	94
Foreign Countries.....	207,196	209,741	301,552	291,123	324,534	Foreign Countries.....	29,992	20,744	78,465	76,237

No. 19—Imports for Consumption, by Articles and Countries, during Fiscal Years ended March 31, 1915-1919—*Cont.*

Imported from—	1915	1916	1917	1918	1919	Imported from—	1915	1916	1917	1918	1919
FOODSTUFFS—Continued											
FISH—Continued.											
ASCORIES, SARDINES, SPRATS AND OTHER FISH, PACKED IN OIL OR OTHERWISE, IN TIN BOXES WEIGHING OVER 20 OUNCES, AND NOT OVER 36 OUNCES EACH. (Dutiable.)											
United Kingdom.....	Box 1,683	Box 3,930	Box 48	Box 8,814	Box 2,808	United Kingdom.....	\$ 171	\$ 665	\$ 1,132	\$ 1,432	\$ 1,184
Hong Kong.....	8,108	810	6,561	8,814	2,808	Hong Kong.....	1,800	166	1,132	2,232	
China.....	34	250	250	79	79	China.....	144	51	76	25	
France.....	250	200	250	117	117	France.....	177	47	242	700	512
Italy.....	1,200	106	644	1,333	2,036	Italy.....	116	47	242	700	512
Mexico.....	465					Mexico.....					
United States.....	13,470	5,046	7,506	10,264	4,934	United States.....	2,547	869	1,400	3,017	1,906
Total.....						Total.....					
RECAPITULATION.											
British Empire.....	10,641	3,930	6,612	8,814	2,808	British Empire.....	2,031	905	1,432	2,232	1,484
Foreign Countries.....	2,829	1,116	894	1,450	2,036	Foreign Countries.....	516	264	318	785	512
ASCORIES, SARDINES, SPRATS AND OTHER FISH PACKED IN OIL OR OTHERWISE, IN TIN BOXES WEIGHING OVER 12 OUNCES AND NOT OVER 20 OUNCES EACH. (Dutiable.)											
United Kingdom.....	Box 3,490	Box 508	Box 372	Box 12,874	Box 5,420	United Kingdom.....	\$ 489	\$ 121	\$ 124	\$ 3,094	\$ 1,810
Hong Kong.....	14,126	5,478	8,316	12,874	5,420	Hong Kong.....	2,464	941	1,328	3,094	
China.....	1,896	2,018	192	96	96	China.....	2,272	228	228	17	
France.....	10,440	5,672	4,690	500	500	France.....	2,077	2,093	1,328	100	
Italy.....	1,900	5,200	2,250	720	880	Italy.....	376	423	60	100	220
Japan.....	2,496	1,032	528	48	48	Japan.....	224	113	60	6	
Mexico.....						Mexico.....					
Norway.....	600	500				Norway.....	48	54			128
Spain.....					1,000	Spain.....					
Sweden.....	200					Sweden.....	25				
United States.....	7,288	3,263	26,076	30,449	43,707	United States.....	1,199	556	3,288	4,723	6,169
Total.....	43,578	28,469	42,331	44,687	51,007	Total.....	7,543	4,910	6,588	8,128	8,336
RECAPITULATION.											
British Empire.....	17,526	5,986	8,688	12,874	5,420	British Empire.....	2,953	1,062	1,492	3,094	1,810
Foreign Countries.....	26,052	22,423	33,643	31,813	45,647	Foreign Countries.....	4,590	3,875	5,096	5,034	6,526

SESSIONAL PAPER No. 10b

ANCHOVIES, SARDINES, SPRATS AND OTHER FISH, PACKED IN OIL OR OTHERWISE, IN TIN BOXES WEIGHING OVER 8 OUNCES AND NOT OVER 12 OUNCES EACH. (Dutiable.)

	Box.	Box.	Box.	Box.	Box.	Box.	Box.	\$	\$	\$	\$	\$
United Kingdom.....	35,208	25,052	18,936	600	192	192	2,090	1,826	2,118	48		
Hong Kong.....	33		192	1,554			5		26	351		53
Belgium.....	4,000						17		23			
China.....	14		102				1,891	3,082	8,158	2		
France.....	15,255	22,054	52,785	24			24	37				
Germany.....	200	800					13		6			21
Japan.....	144		96	23	192		14	6,394	2,524	76		
Norway.....	119,000	101,000	31,000	1,000			6,469	82	156			
Portugal.....	6,500	5,200	1,426				815	394				
Sweden.....	52	5,000					6	1,250	2,128	11,831		1,501
United States.....	17,617	8,789	22,626	141,522	5,460		2,124					
Total.....	199,083	168,795	127,163	144,723	5,811		14,307	13,575	15,139	12,317		1,578
RECAPITULATION.												
British Empire.....	35,241	25,052	19,128	2,154	192		2,696	1,826	2,144	369		53
Foreign Countries.....	163,842	142,843	108,035	142,569	5,652		11,611	11,749	12,995	11,918		1,525

ANCHOVIES, SARDINES, SPRATS AND OTHER FISH PACKED IN OIL OR OTHERWISE IN TIN BOXES WEIGHING 8 OUNCES EACH OR LESS. (Dutiable.)

	Box.	Box.	Box.	Box.	Box.	Box.	Box.	\$	\$	\$	\$	\$
United Kingdom.....	961,838	600,904	523,244	39,529	1,400		53,241	31,000	41,228	9,026		143
Hong Kong.....	192	360	240				26	15	41			
Belgium.....	74,304	44,700	114				3,581	1,959				
China.....							17,365	6,699	3,606	1,597		
France.....	217,922	68,712	34,636	13,560			1,988	314				
Germany.....	18,909	1,500	100				2,102	1,059	291	46		480
Greece.....	28,800	14,427	4,100	600			97	74	55	385		
Italy.....	240		432	3,698	4,285		416					
Japan.....	8,700						199,903	149,841	218,776	84,277		3,806
Netherlands.....	3,737,646	2,445,555	2,528,460	815,782	14,505		9,867	5,984	10,199	4,132		298
Norway.....	156,049	74,300	124,800	39,281	3,700		330	669	2,878	1,736		237
Portugal.....	7,800	4,200	27,700		2,600		1,018			211		
Spain.....	22,484	8,500	672,280		590,258		4,414	4,851	46,739	25,479		53,551
Sweden.....	60,901	75,132		238,831			293,278	205,468	323,453	126,897		58,187
United States.....												
Total.....	5,295,767	3,400,630	3,917,005	1,267,994	586,838		293,278	205,468	323,453	126,897		58,187
RECAPITULATION.												
British Empire.....	962,030	661,264	523,484	60,529	1,400		53,267	34,015	41,272	9,026		143
Foreign Countries.....	4,333,737	2,739,366	3,393,522	1,167,465	585,438		240,011	171,453	282,181	117,871		58,341

No. 19—Imports for Consumption, by Articles and Countries, during Fiscal Years ended March 31, 1915-1919—*Con.*

Imported from—	1915	1916	1917	1918	1919	Imported from—	1915	1916	1917	1918	1919
FOODSTUFFS—Continued.											
FISH—Continued.											
BAIT FISH, FRESH, NOT IN BARRELS. (Dutiable.)											
	Lb.	Lb.	Lb.	Lb.	Lb.		\$	\$	\$	\$	\$
United Kingdom	74,647		160	3,000		United Kingdom	1,741		19	45	
United States						United States					
Total	74,647		160	3,000		Total	1,741		19	45	
RECAPITULATION.											
British Empire	74,647		160			British Empire					
Foreign Countries				3,000		Foreign Countries	1,741		19	45	

BAIT FISH, SALTED, NOT IN BARRELS. (Dutiable.)											
	Lb.	Lb.	Lb.	Lb.	Lb.		\$	\$	\$	\$	\$
United Kingdom	4,000		4,717		90	United Kingdom	120		498		18
United States						United States					
Total	4,000		4,717		90	Total	120		498		18
RECAPITULATION.											
British Empire	4,000				90	British Empire					
Foreign Countries			4,717			Foreign Countries	120		498		18

BAIT FISH, CLAM OR OTHER, FRESH OR SALTED. [Dutiable. (Free from Newfoundland.)]											
	Brl.	Brl.	Brl.	Brl.	Brl.		\$	\$	\$	\$	\$
United Kingdom	201	80				United Kingdom	1,291	180			
Newfoundland						Newfoundland					
Total	201	80				Total	1,291	180			
RECAPITULATION.											
British Empire	201	80				British Empire	1,291	180			
Foreign Countries						Foreign Countries					

No. 19—Imports for Consumption, by Articles and Countries, during Fiscal Years ended March 31, 1915-1919—(Con.)

Imported from—	1915	1916	1917	1918	1919	Imported from—	1915	1916	1917	1918	1919
FOODSTUFFS—Continued.											
FISH—Continued.											
Cod, Haddock, Ling and Pollock, Fresh. [Dutiable. (Free from Newfoundland.)]											
	Lb.	Lb.	Lb.	Lb.	Lb.		\$	\$	\$	\$	\$
United Kingdom.....	82,276	140,255	975,591	725,339	379,482	United Kingdom.....	2,801	3,219	32,136	36,699	17,227
Newfoundland.....	243,279	29,393	51,887	276,259	720,701	Newfoundland.....	10,575	1,906	2,585	19,132	38,112
United States.....			17,555	59,270	182,129	United States.....			308	1,479	9,004
Alaska.....						Alaska.....					
Total.....	295,555	169,648	1,015,033	1,060,868	1,282,312	Total.....	13,376	5,125	35,029	47,300	64,343
RECAPITULATION.											
British Empire.....	82,276	140,255	975,591	725,339	379,482	British Empire.....	2,801	3,219	32,136	36,699	17,227
Foreign Countries.....	243,279	29,393	72,442	335,529	902,830	Foreign Countries.....	10,575	1,906	2,583	20,631	47,116
Cod, Haddock, Ling and Pollock, Frozen. [Dutiable. (Free from Newfoundland.)]											
	Lb.	Lb.	Lb.	Lb.	Lb.		\$	\$	\$	\$	\$
United Kingdom.....	39,400	18,000	11,600	620	385,700	United Kingdom.....	1,563	963	474	38	23,722
Newfoundland.....		500	300		300	Newfoundland.....		22	7		20
United States.....						United States.....					
Total.....	39,400	19,100	11,900	620	389,000	Total.....	1,563	985	481	38	23,742
RECAPITULATION.											
British Empire.....	39,400	18,000	11,600	620	385,700	British Empire.....	1,563	963	474	38	23,722
Foreign Countries.....		500	300		300	Foreign Countries.....		22	7		20
Cod, Haddock, Ling and Pollock, Wet Salted. [Dutiable. (Free from Newfoundland.)]											
	Lb.	Lb.	Lb.	Lb.	Lb.		\$	\$	\$	\$	\$
United Kingdom.....	103,700	200		63	386,200	United Kingdom.....	2,598	18		4	30,892
Newfoundland.....					30,300	Newfoundland.....	19				3,817
United States.....		200		63	416,500	United States.....	2,617	18		4	34,739
Total.....	103,700	200		63	416,500	Total.....	5,234	36		8	69,448
RECAPITULATION.											
British Empire.....	103,700	200		63	386,200	British Empire.....	2,598	18		4	30,892
Foreign Countries.....					30,300	Foreign Countries.....	19				3,817

No. 19—Imports for Consumption, by Articles and Countries, during Fiscal Years ended March 31, 1915-1919—Con.

Imported from—	1915	1916	1917	1918	1919	Imported from—	1915	1916	1917	1918	1919
FOODSTUFFS—Continued.											
FISH—Continued.											
HERRINGS, PICKLED OR SALTED. [Dutiable. (Free from Newfoundland.)]—Concluded.											
	Lb.	Lb.	Lb.	Lb.	Lb.		\$	\$	\$	\$	\$
Japan.....	380	200	220			Japan.....	19			16	
Netherlands.....	531,222	76,850	280,055			Netherlands.....	20,062	6,222	20,694		
Norway.....	48,380					Norway.....	2,140				
Sweden.....	120					Sweden.....	14,379	15,543	22,266	23,922	22,411
United States.....	250,078	267,563	328,585	264,755	233,438	United States.....					27
Alaska.....		340			100	Alaska.....					
Total.....	9,030,376	15,337,836	10,230,436	12,806,579	12,453,819	Total.....	236,493	332,514	327,260	538,142	688,864
RECAPITULATION.											
British Empire.....	8,107,303	14,092,893	9,621,816	12,631,264	12,220,581	British Empire.....	189,655	310,732	284,300	514,177	666,418
Foreign Countries.....	833,073	344,943	608,620	265,315	233,238	Foreign Countries.....	46,838	21,782	42,960	23,965	22,446

HERRINGS, SMOKED. [Dutiable. (Free from Newfoundland.)]											
	Lb.	Lb.	Lb.	Lb.	Lb.		\$	\$	\$	\$	\$
United Kingdom.....	214,080	83,005	410,786	111,625	27,110	United Kingdom.....	8,467	3,312	22,065	7,014	962
Newfoundland.....	720	921	935	563	9,075	Newfoundland.....	77	89	106	86	1,265
United States.....						United States.....					
Total.....	214,800	83,926	411,721	112,188	36,185	Total.....	8,244	3,401	22,201	7,100	2,227
RECAPITULATION.											
British Empire.....	214,080	83,005	410,786	111,625	27,110	British Empire.....	8,467	3,312	22,065	7,014	962
Foreign Countries.....	720	921	935	563	9,075	Foreign Countries.....	77	89	106	86	1,265

LIVE FISH AND FISH EGGS FOR PROPAGATING PURPOSES. (Free.)											
	\$	\$	\$	\$	\$		\$	\$	\$	\$	\$
United Kingdom.....	665	653	1,279	2,429	602	United Kingdom.....	665	603	1,279	2,429	602
United States.....		10				United States.....					
Alaska.....		603			602	Alaska.....					
Total.....	665	663	1,279	2,429	602	Total.....	665	603	1,279	2,429	602

SESSIONAL PAPER No. 10b

LOBSTERS, CANNED [Dutiable. (Free from Newfoundland.)]

	Lb.	Lb.	Lb.	Lb.	Lb.	Lb.	Lb.	\$	\$	\$	\$	\$	\$
United Kingdom.....		96		86							41		
British Oceania—													
New Zealand.....	2,837	210											
Newfoundland.....	31,020	135,782	108,944		171,155				670			45	
United States.....		190	80		21				8,630			37,788	74,893
Total.....	33,857	136,278	109,024		171,176				9,300			37,941	74,906
RECAPITULATION.....													
British Empire.....	33,857	136,088	108,944		171,155				9,300			37,875	74,893
Foreign Countries.....		190	80		21							62	13
Total.....												17,463	40,401
RECAPITULATION.....													
British Empire.....													
Foreign Countries.....													
Total.....													

LOBSTERS, FRESH. [Dutiable. (Free from Newfoundland.)]

	\$	\$	\$	\$	\$	\$	\$	\$	\$	\$	\$	\$
United Kingdom.....				64								
Newfoundland.....	2,650	4,683	2,349		2,556						64	
United States.....		6,251							2,650			2,349
Total.....	2,650	4,683	2,349		2,556				2,650			2,349
RECAPITULATION.....												
British Empire.....												
Foreign Countries.....												
Total.....												

MACAREL, FRESH. [Dutiable. (Free from Newfoundland.)]

	Lb.	Lb.	Lb.	Lb.	Lb.	Lb.	Lb.	\$	\$	\$	\$	\$
United Kingdom.....	360											
United States.....	408	2,444	12,604		22,153				28			2,637
Total.....	768	2,444	12,604		22,153				53			2,637
RECAPITULATION.....												
British Empire.....	360								81			2,637
Foreign Countries.....	408	2,444	12,604		22,153				28			2,637
Total.....									53			2,637
RECAPITULATION.....												
British Empire.....												
Foreign Countries.....												
Total.....												

MACAREL, PICKLED. [Dutiable. (Free from Newfoundland.)]

	Lb.	Lb.	Lb.	Lb.	Lb.	Lb.	Lb.	\$	\$	\$	\$	\$
United Kingdom.....												
Newfoundland.....	2,244	3,200	2,603		2,295					117		471
United States.....		6,061	3,443		2,295				341			573
Total.....	2,244	5,803	3,443		2,295				341			471
RECAPITULATION.....												
British Empire.....	2,244	3,200	3,443		2,295							171
Foreign Countries.....		2,603							341			573
Total.....												171
RECAPITULATION.....												
British Empire.....												
Foreign Countries.....												
Total.....												

No. 19—Imports for Consumption, by Articles and Countries, during Fiscal Years ended March 31, 1915-1919—*Con.*

Imported from—	1915	1916	1917	1918	1919	Imported from—	1915	1916	1917	1918	1919
United Kingdom.....	Can 240	Can	Can 60	Can	Can	United Kingdom.....	\$ 21	\$	\$ 7	\$	\$
Hong Kong.....	36	36	36	96	180	Hong Kong.....	19	19	19	9	25
Japan.....	384	390,579	390,579	243,308	279,378	Japan.....	22	21,228	30,004	27,802	41,062
United States.....	234,684	222,722	222,722	243,404	279,558	United States.....	23,856	21,228	30,004	27,802	41,062
Total.....	235,308	222,722	390,871	243,404	279,558	Total.....	23,899	21,228	30,002	27,901	41,087
RECAPITULATION:						RECAPITULATION:					
British Empire.....	240	196	196	243,404	279,558	British Empire.....	21	21,228	30,006	27,901	41,087
Foreign Countries.....	235,068	390,715	390,715	243,404	279,558	Foreign Countries.....	23,878	21,228	30,006	27,901	41,087

FOODSTUFFS—Continued.

FISH—Continued.

OYSTERS, CANNED, IN CANS NOT OVER ONE PINT. (Dutiable.)

OYSTERS, CANNED, IN CANS OVER ONE PINT AND NOT OVER ONE QUART. (Dutiable.)

Imported from—	1915	1916	1917	1918	1919	Imported from—	1915	1916	1917	1918	1919
United Kingdom.....	Can 21	Can	Can 48	Can	Can	United Kingdom.....	\$ 1	\$	\$ 3	\$	\$
Japan.....	48	4,680	1,922	4,053	972	Japan.....	1	1,436	806	903	565
United States.....	2,554	4,701	4,701	4,053	972	United States.....	1,180	1,437	809	903	565
Total.....	2,554	4,701	1,970	4,053	972	Total.....	1,180	1,437	809	903	565
RECAPITULATION:						RECAPITULATION:					
British Empire.....	2,554	4,701	1,970	4,053	972	British Empire.....	1,180	1,437	809	903	565
Foreign Countries.....	2,554	4,701	1,970	4,053	972	Foreign Countries.....	1,180	1,437	809	903	565

OYSTERS, CANNED, IN CANS EXCEEDING ONE QUART. (Dutiable.)

Imported from—	1915	1916	1917	1918	1919	Imported from—	1915	1916	1917	1918	1919
United Kingdom.....	Quart 436	Quart 2,065	Quart 1,046	Quart 1,548	Quart 783	United Kingdom.....	\$ 223	\$ 643	\$ 431	\$ 588	\$ 462
United States.....	436	2,065	1,046	1,548	783	United States.....	223	643	431	588	462
Total.....	436	2,065	1,046	1,548	783	Total.....	223	643	431	588	462
RECAPITULATION:						RECAPITULATION:					
British Empire.....	436	2,065	1,046	1,548	783	British Empire.....	223	643	431	588	462
Foreign Countries.....	436	2,065	1,046	1,548	783	Foreign Countries.....	223	643	431	588	462

SESSIONAL PAPER No. 10b

OYSTERS, FRESH, IN SHELL. [Dutiable. (Free from Newfoundland.)]

	Brl.	Brl.	Brl.	Brl.	Brl.	\$	\$	\$	\$
United Kingdom.....									
Hong Kong.....	3,385	3,464	2,840	2,840	17,745	14,813	18,870	13,132	55
United States.....									
Total.....	3,385	3,464	2,840	2,840	17,745	14,813	18,870	13,187	21,672
RECAPITULATION.									
British Empire.....	3,385	3,464	2,840	2,840	17,745	14,813	18,870	13,132	55
Foreign Countries.....									
Total.....	3,385	3,464	2,840	2,840	17,745	14,813	18,870	13,132	21,672

OYSTERS, SHELLED, IN BULK. [Dutiable. (Free from Newfoundland.)]

	Gal.	Gal.	Gal.	Gal.	Gal.	\$	\$	\$	\$
United Kingdom.....									
United States.....	173,958	196,773	109,263	115,577	210,839	241,313	281,314	206,198	244,855
Total.....	173,958	196,773	109,263	115,577	210,839	241,313	281,314	206,198	244,855
RECAPITULATION.									
British Empire.....	173,958	196,773	109,263	115,577	210,839	241,313	281,314	206,198	244,855
Foreign Countries.....									
Total.....	173,958	196,773	109,263	115,577	210,839	241,313	281,314	206,198	244,855

OYSTERS, PREPARED OR PRESERVED, N.O.F. (Dutiable.)

	Lb.	Lb.	Lb.	Lb.	Lb.	\$	\$	\$	\$
United Kingdom.....									
Hong Kong.....	8,721	11,504	10,784	9,680	2,800	3,283	3,656	4,645	5,612
China.....	1,800	80	746	210	158	52	20	171	86
Japan.....	28	50	6,870	4,555	14	14	765	420	2,292
United States.....	20,151	7,129	4,046	18,400	2,205	765	420	2,292	2,292
Total.....	30,700	17,285	15,770	14,435	5,177	4,102	4,106	7,108	7,965
RECAPITULATION.									
British Empire.....	8,721	9,846	11,504	9,680	2,800	3,285	3,656	4,645	5,612
Foreign Countries.....	21,979	7,439	4,176	4,755	2,377	817	450	2,463	2,353

SALMON, CANNED, PREPARED OR PRESERVED, N.O.F. [Dutiable. (Free from Newfoundland.)]

	\$	\$	\$	\$	\$	\$	\$	\$	\$
United Kingdom.....									
Hong Kong.....	28	17	15	21					
Newfoundland.....	1,758	388	494	558					
Italy.....		67		402					
Japan.....				4					
United States.....	560	576	135,222	135,274	34,980	4	1,781	558	402
Alaska.....				20					
Total.....	2,350	1,048	135,752	135,832	35,406	20	1,781	135,274	35,004
RECAPITULATION.									
British Empire.....									
Foreign Countries.....									
Total.....									

No. 19 Imports for Consumption, by Articles and Countries, during Fiscal Years ended March 31, 1915-1919—*Con.*

Imported from—	1915	1916	1917	1918	1919	Imported from—	1915	1916	1917	1918	1919
FOODSTUFFS—Continued											
FISH—Continued											
SALMON, FRESH. [Dutiable. (Free from Newfoundland.)]											
United Kingdom.....	Lb.	Lb.	Lb.	Lb.	Lb.	United Kingdom.....	\$	\$	\$	\$	\$
Newfoundland.....	171,912	224,299	113,357	186,400	123,177	Newfoundland.....	16,401	18,537	13,340	16,900	13,984
United States.....	105,933	41,136	110,736	320,914	197,075	United States.....	5,296	2,809	9,818	22,999	19,232
Alaska.....	11,491	3,731	11,681	52,816	618,205	Alaska.....	773	118	591	4,351	21,357
Total.....	292,326	269,169	265,774	560,110	968,557	Total.....	21,970	21,515	23,749	44,250	57,573
RECAPITULATION.											
British Empire.....	Lb.	Lb.	Lb.	Lb.	Lb.	British Empire.....	\$	\$	\$	\$	\$
Foreign Countries.....	171,912	224,299	113,357	186,400	123,177	Foreign Countries.....	16,401	18,537	13,340	16,900	13,984
Foreign Countries.....	117,381	41,870	122,117	373,739	813,380	Foreign Countries.....	5,390	2,978	10,409	27,350	13,389
SALMON, PICKLED OR SALTED. [Dutiable. (Free from Newfoundland.)]											
United Kingdom.....	Lb.	Lb.	Lb.	Lb.	Lb.	United Kingdom.....	\$	\$	\$	\$	\$
Newfoundland.....	498,375	657,820	595,716	1,117,260	1,013,917	Newfoundland.....	29,823	29,377	33,672	83,920	108,430
United States.....	10,407	9,293	9,008	3,835	8,137	United States.....	1,074	1,001	1,039	592	1,125
Alaska.....	100	Alaska.....	10	10
Total.....	418,782	667,213	604,724	1,151,095	1,022,351	Total.....	21,897	30,388	34,711	84,512	109,555
RECAPITULATION.											
British Empire.....	Lb.	Lb.	Lb.	Lb.	Lb.	British Empire.....	\$	\$	\$	\$	\$
Foreign Countries.....	408,375	657,820	595,716	1,117,260	1,013,917	Foreign Countries.....	20,823	29,377	33,072	83,920	108,430
Foreign Countries.....	10,407	9,293	9,008	3,835	8,437	Foreign Countries.....	1,074	1,011	1,039	592	1,125
SALMON, SMOKED. [Dutiable. (Free from Newfoundland.)]											
United Kingdom.....	Lb.	Lb.	Lb.	Lb.	Lb.	United Kingdom.....	\$	\$	\$	\$	\$
Newfoundland.....	1,650	320	370	250	Newfoundland.....	215	49	61	45
United States.....	1,867	11,615	22,718	25,563	26,400	United States.....	371	2,190	4,437	6,082	8,422
Total.....	3,517	11,935	22,718	25,933	26,650	Total.....	586	2,239	4,437	6,143	8,467
RECAPITULATION.											
British Empire.....	Lb.	Lb.	Lb.	Lb.	Lb.	British Empire.....	\$	\$	\$	\$	\$
Foreign Countries.....	1,650	320	370	250	Foreign Countries.....	215	49	61	45
Foreign Countries.....	1,867	11,615	22,718	25,563	26,400	Foreign Countries.....	371	2,190	4,437	6,082	8,422

SESSIONAL PAPER No. 106

SEA FISH, OTHER, FRESH. [Dutiable. (Free from Newfoundland.)]

United Kingdom.....	Lb.	38	Lb.	376	Lb.	342	Lb.	50	Lb.	128	\$	14	\$	152
Hong Kong.....		400		897		50		35		96		14		96
Newfoundland.....		18,445		242,042		76,365		186,172		7,589		10,142		2,935
China.....		120						95,499						
France—														
St. Pierre and Miquelon.....		50		37,644		68,047		75,319		3,076		6,504		6,332
United States.....		27,625		1,800		1,800		123,534		1,875		2,702		90
Alaska.....														
Total.....		46,078		280,959		146,554		261,541		10,889		16,660		9,599
RECAPITULATION.														
British Empire.....		18,883		243,315		76,707		186,222		7,813		10,156		3,087
Foreign Countries.....		27,795		37,644		69,847		75,319		3,076		6,504		6,422

SEA FISH, OTHER, PICKLED. [Dutiable. (Free from Newfoundland.)]

United Kingdom.....	Lb.		Lb.		Lb.		Lb.		Lb.		\$		\$	
Hong Kong.....				5,542								617		
Newfoundland.....				1,331,620		533,077		694,375		31,726		73,075		39,302
Japan.....		281,910		1,061,467		493		382		197		85		55
United States.....		3,488		2,186		2,843		8,540		239		944		55
Total.....		285,398		1,063,653		555,920		1,347,171		34,923		74,721		39,357
RECAPITULATION.														
British Empire.....		281,910		1,061,467		553,077		1,338,162		34,726		73,692		39,302
Foreign Countries.....		3,488		2,186		2,843		9,009		197		1,029		55

SEA FISH, OTHER, PRESERVED. [Dutiable. (Free from Newfoundland.)]

United Kingdom.....	Lb.	64,106	Lb.	4,229	Lb.	48,638	Lb.	452	Lb.	397	\$	6,216	\$	5,579
Hong Kong.....		120		15		442		535		3		5		75
China.....		412		24				6		3		13		91
France.....		100						935		6		6		143
Japan.....		45,321									2,742			
Norway.....		18,880		9,731		13,979		18,522		1,114		2,317		2,033
United States.....								1,882		1,400		11,319		7,687
Total.....		128,939		14,002		63,069		19,909		1,400		3,116		505
RECAPITULATION.														
British Empire.....		64,226		4,229		49,081		452		397		6,221		5,654
Foreign Countries.....		64,713		9,773		13,979		19,457		1,123		5,098		2,033

No. 19—Imports for Consumption, by Articles and Countries, during Fiscal Years ended March 31, 1915-1919—*Con.*

Imported from—	1915	1916	1917	1918	1919	Imported from—	1915	1916	1917	1918	1919
FOODSTUFFS—Continued.											
FISH—Continued											
SEED AND BREEDING OYSTERS IMPORTED FOR THE PURPOSE OF BEING PLANTED IN CANADIAN WATERS. (Free.)											
	\$	\$	\$	\$	\$	RECAPITULATION.	\$	\$	\$	\$	\$
United Kingdom.....	25					British Empire.....					
Japan.....	7,142	1,670	1,400	4,515	4,500	Foreign Countries.....	7,167	1,670	1,400	4,515	4,500
United States.....											
Total.....	7,167	1,670	1,400	4,515	4,500						
SQUID. (Free.)											
	\$	\$	\$	\$	\$	RECAPITULATION.	\$	\$	\$	\$	\$
United Kingdom.....						British Empire.....					
Hong Kong.....	1,730	8,674	11,220	12,529	12,529	Foreign Countries.....					
Newfoundland.....	653	3,477	5,326	6,296	6,296						
China.....	12	160	303	2,202	2,202	British Empire.....	12	2,383	12,151	16,546	18,825
Japan.....	504	3,216	6,033	22,113	21,253	Foreign Countries.....	7,169	9,563	28,550	28,449	23,455
United States.....	7,169	9,047	25,174	44,995	42,280						
Total.....	7,181	11,946	40,791	87,937	82,836						
OTHER FISH, FRESH, NOT IN BARRELS OR HALF BARRELS. (Dutiable.)											
	Lb.	Lb.	Lb.	Lb.	Lb.	RECAPITULATION.	\$	\$	\$	\$	\$
United Kingdom.....	1,749	574	201			United Kingdom.....					
Hong Kong.....	700	2,386	3,398	95	120	Hong Kong.....	445	217	80	44	53
China.....	274	1,910				China.....	100	557	529		
Italy.....	569					Italy.....	73	266			
Spain.....	325					Spain.....	18				
United States.....	476,625	305,866	205,985	253,877	373,774	United States.....	33,068	29,345	15,908	23,792	38,979
Total.....	480,242	310,736	209,584	253,972	373,894	Total.....	33,749	21,185	16,517	23,836	38,132
RECAPITULATION.											
British Empire.....	2,449	2,960	3,599	95	120	British Empire.....	545	574	699	44	53
Foreign Countries.....	477,793	307,776	205,985	253,877	373,774	Foreign Countries.....	33,204	20,611	15,908	23,792	38,079

SESSIONAL PAPER No. 10b

OTHER FISH, FRESH OR DRIED, IN BARRELS OR HALF-BARRELS. (Dutiable.)

United Kingdom.....	Lb.	Lb.	Lb.	Lb.	Lb.	Lb.	Lb.	\$	\$	\$	\$
Hong Kong.....	2,825	423	1,260	115,418	157,925	262	38	17,040	16,078	23,416	31,776
Newfoundland.....	130,178	141,836	139,062	115,418	157,925	16,680	3	17,040	16,078	23,416	31,776
China.....	18,754	9,799	3,130	470	500	2,660	937	937	461	78	91
France—											
St. Pierre and Miquelon.....	160	38	800			8	3	3	56		
Italy.....	119,810	97,433	2,195	112,507	180,715	14,334	10,680	13,063	13,063	22,577	45,060
Japan.....	5,500			88						8	
Mexico.....	672,076	807,037	868,839	561,572	1,182	541					220
Norway.....					523,811						
Spain.....											
United States.....	949,303	736,566	1,110,354	820,055	861,653	42,961	34,279	37,872	37,872	52,838	51,660
Total.....											
						77,416	62,997	88,647	88,647	98,917	128,907
RECAPITULATION.											
British Empire.....	133,093	142,259	140,422	145,418	157,925	16,942	17,078	16,260	16,260	23,416	31,776
Foreign Countries.....	816,300	614,307	969,932	674,637	706,728	60,504	45,919	72,387	72,387	75,501	97,131

OTHER FISH, PICKLED, NOT IN BARRELS OR HALF-BARRELS. (Dutiable.)

United Kingdom.....	Lb.	Lb.	Lb.	Lb.	Lb.	Lb.	Lb.	\$	\$	\$	\$
Hong Kong.....	477	12,958	17,921	8,855	2,593	38	1,233	2,141	1,233	1,029	357
China.....	14,140	1,216	1,008	7,902	1,392	516	139	123	139	1,300	
Italy.....	3,510	15,836	30,572	7,902	1,397	1,392	1,397	3,171	3,171	1,300	
Japan.....	17,318	1,695	685	505	27	27	176	210	210	141	
Spain.....	300	5,240	16,713	29,153	2,574	27	519	1,617	1,617	2,048	401
United States.....	31,262	40,209	59,147	72,863	10,861	3,113	3,492	4,717	4,717	8,389	2,157
Alaska.....	25	200					10				
Venezuela.....	1,023		1,014	2,310		65				126	
Total.....											
						6,276	6,956	12,034	12,034	13,027	2,915
RECAPITULATION.											
British Empire.....	14,617	12,958	12,921	8,855	2,593	1,160	1,233	2,141	2,141	1,029	357
Foreign Countries.....	53,978	64,396	89,089	106,733	13,435	5,116	5,733	9,893	9,893	11,998	2,558

No. 19—Imports for Consumption, by Articles and Countries, during Fiscal Years ended March 31, 1915-1919—*Con.*

Imported from—	1915	1916	1917	1918	1919	Imported from—	1915	1916	1917	1918	1919
FOODSTUFFS—Continued.											
FISH—Continued.											
OTHER FISH, PICKLED OR SALTED, IN BARRELS. (Datable.)											
United Kingdom	Lb. 425	Lb. 20,814	Lb. 11,687	Lb. 11,128	Lb. 30	United Kingdom	\$ 30	\$ 1,519	\$ 2,534	\$ 1,751	\$ 2,768
Hong Kong	16,525	16,466	11,687	11,128	2,609	Hong Kong	2,609	1,519	2,534	1,751	2,768
China	2,766	525	569	569	261	China	261	43	169	115	167
Italy	13,636	2,900	1,293	896	1,219	Italy	1,219	207	823	204	167
Japan	3,322	6	165	303	303	Japan	303	1	35	48	
Norway	200				46	Norway	46				
Spain		11,329	49,098	586		Spain			865	3,934	846
Sweden	1,098				135	Sweden	135				
United States	77,892	33,446	79,841	39,601	5,847	United States	5,847	2,975	4,861	7,911	5,288
Venezuela		1,318		630		Venezuela		50			32
Total	115,864	54,751	142,457	55,841	9,993	Total	9,993	4,765	9,227	13,963	9,401
REGULATION.											
British Empire	Lb. 16,550	Lb. 16,466	Lb. 11,687	Lb. 11,128	Lb. 2,129	British Empire	\$ 2,129	\$ 1,519	\$ 2,534	\$ 1,751	\$ 2,768
Foreign Countries	98,914	38,285	131,270	44,713	7,774	Foreign Countries	7,774	3,276	6,693	12,212	6,333

OTHER FISH, PRESERVED IN OIL. (Datable.)											
United Kingdom	\$ 1,016	\$ 111	\$ 390	\$ 20	\$ 5	Spain	\$ 588	\$ 805	\$ 19	\$ 19	\$ 19
British East Indies						Sweden					
British Oceania	4,463	4,527	5,893	1,575	453	United States	3,515	15,069	4,386	4,386	4,386
Hong Kong			6,119			Total	9,304	23,570	9,115	9,115	9,115
China	451	480	141	107		REGULATION.					
France	884	98	140	112		British Empire					
St. Pierre and Miquelon		1	3,800	316		Foreign Countries					
Italy	506	508	19	83	119	British Empire	5,569	4,611	6,310	6,139	1,573
Japan	404	61	9	9		Foreign Countries	3,251	4,663	13,341	17,431	1,512
Mexico						OTHER FISH, PREPARED OR PRESERVED, N.O.V. (Datable.)					
Norway	548					Netherlands	\$ 16,993	\$ 4,967	\$ 113	\$ 33	\$ 33
United Kingdom	\$ 68,839	\$ 16,817	\$ 12,918	\$ 3,726	\$ 1	Norway					
British East Indies						Spain					
British Oceania	369					Sweden					
British East Indies						Turkey					
Australia						United States	31,560	17,017	89,460	73,534	66,882
New Zealand	88					Total					

No. 19—Imports for Consumption, by Articles and Countries, during Fiscal Years ended March 31, 1915-1919—*Con.*

Imported from—	1915	1916	1917	1918	1919	Imported from—	1915	1916	1917	1918	1919
FOODSTUFFS—Continued.											
FRUITS AND NUTS.—FRUITS DRIED.											
Apples. (Dutiable.)											
United Kingdom.....	Lb.	Lb.	Lb.	Lb.	Lb.	United Kingdom.....	\$	\$	\$	\$	\$
United States.....	115,366	668,256	1,893,628	537,354	65,956	United States.....	7,336	41,251	107,252	67,741	8,677
Total.....	115,366	668,256	1,893,628	537,354	65,956	Total.....	7,336	41,251	107,252	67,741	8,677
RECAPITULATION.											
British Empire.....	115,366	668,256	1,893,628	537,354	65,956	British Empire.....	7,336	41,251	107,252	67,741	8,677
Foreign Countries.....	115,366	668,256	1,893,628	537,354	65,956	Foreign Countries.....	7,336	41,251	107,252	67,741	8,677
BANANAS, DRIED OR EVAPORATED. (Dutiable. (Free under Preferential.)											
United Kingdom.....	Lb.	Lb.	Lb.	Lb.	Lb.	United Kingdom.....	\$	\$	\$	\$	\$
British West Indies.....	650	650	650	650	650	British West Indies.....	33	33	33	33	12
Jamaica.....	529	6	6	6	6	Jamaica.....	63	1	1	1	12
United States.....	529	656	656	656	656	United States.....	63	34	34	34	12
Total.....	529	656	656	656	656	Total.....	63	34	34	34	12
RECAPITULATION.											
British Empire.....	529	656	656	656	656	British Empire.....	63	33	33	33	12
Foreign Countries.....	529	656	656	656	656	Foreign Countries.....	63	1	1	1	12
CURRENTS. (Dutiable.)											
United Kingdom.....	Lb.	Lb.	Lb.	Lb.	Lb.	United Kingdom.....	\$	\$	\$	\$	\$
British Oceania—	88,273	45,536	142,634	142,634	142,634	British Oceania—	4,519	2,264	17,146	17,146	241,927
Australia.....	109,030	38,548	1,197,280	1,523,076	1,367,186	Australia.....	6,095	1,832	151,645	192,563	241,927
Hong Kong.....	7,892,188	5,357,011	1,635,606	88,571	88,571	Hong Kong.....	372,433	297,943	114,597	10,778	10,778
Greece.....	2,929,150	3,214,659	2,154,263	224,247	1,188,619	Greece.....	290,120	273,552	305,643	30,731	288,943
United States.....	10,928,641	8,655,754	5,129,783	1,835,894	2,555,805	United States.....	583,167	575,191	619,031	252,072	480,870
Total.....	197,363	84,084	1,339,014	1,523,076	1,367,186	Total.....	10,614	4,096	168,791	192,563	241,927
RECAPITULATION.											
British Empire.....	10,731,338	8,571,670	3,789,809	312,818	1,188,619	British Empire.....	572,553	571,005	489,240	59,569	238,943
Foreign Countries.....	10,731,338	8,571,670	3,789,809	312,818	1,188,619	Foreign Countries.....	572,553	571,005	489,240	59,569	238,943

SESSIONAL PAPER No. 10b

DATES. (Debtiable.)

	Lb.	Lb.	Lb.	Lb.	Lb.	Lb.	Lb.	Lb.	Lb.	\$	\$	\$	\$
United Kingdom.....	309,049	280,324	509,586	3,509	United Kingdom.....	10,616	0,616	27,360	261				
Hong Kong.....	2,704	6,126	8,658	10,099	Hong Kong.....	111	111	463	800				1,224
China.....	1,222	827	53	53	China.....	25	67	13	5				
France.....	12,276	10,887	5,449	1,630	France.....	1,613	1,613	684	130				
Japan.....					Japan.....								
Persia.....	36,340	2,351	1,863		Persia.....	86	86						
Turkey.....	2,837,443	3,517,388	3,901,237	2,593,569	Turkey.....	195,668	942	389,567	362,075				361,116
United States.....					United States.....	208,017	278,179	428,087	362,271				
Total.....	3,199,034	3,825,766	4,425,177	2,608,060	Total.....	208,017	278,179	428,087	362,271				362,340
RECAPITULATION.													
British Empire.....	312,653	292,450	518,254	13,608	British Empire.....	9,727	9,727	27,823	1,061				1,224
Foreign Countries.....	2,887,281	3,533,316	3,906,923	2,595,052	Foreign Countries.....	198,290	198,290	400,264	362,210				361,116

Fms. (Debtiable.)

	Lb.	Lb.	Lb.	Lb.	Lb.	Lb.	Lb.	Lb.	Lb.	\$	\$	\$	\$
United Kingdom.....	158,709	33,624	2,616	400	United Kingdom.....	7,867	1,321	165	20				
British West Indies.....	160	190	150	400	British West Indies.....	7	7	5	14				
Hong Kong.....	25	90			Hong Kong.....	3	8						
China.....					China.....								
Cuba.....					Cuba.....								
France.....	7,908			2,500	France.....	619	1,633		208				
Greece.....	1,928	28,432			Greece.....	200	200						
Japan.....	347,637	48			Japan.....	5	5						
Portugal.....	51,219	183,120	1,558,355	380,948	Portugal.....	10,053	15,080	58,891	16,187				21,050
Spain.....	1,317,816	305,844	51,020	111,126	Spain.....	1,684	6,638	17,724	3,902				9,340
Denmark.....	1,394,408	1,147,838	2,456,792	1,754,848	Turkey.....	76,032	58	169,416	176,289				230,417
United States.....					United States.....	91,323	74,777	188,096	196,606				260,830
Total.....	3,279,422	1,741,471	4,323,697	2,190,316	Total.....	188,096	99,527	246,201	196,606				260,830
RECAPITULATION.													
British Empire.....	158,992	33,814	2,766	400	British Empire.....	7,882	1,328	170	20				14
Foreign Countries.....	3,120,430	1,707,657	4,320,931	2,189,916	Foreign Countries.....	180,814	98,199	246,031	196,586				260,816

PRUNES AND PLUMS, UNFITTED. (Debtiable.)

	Lb.	Lb.	Lb.	Lb.	Lb.	Lb.	Lb.	Lb.	Lb.	\$	\$	\$	\$
United Kingdom.....	23,408	24,252	753	350	United Kingdom.....	1,321	1,356	234	19				543
Hong Kong.....	113,176	2,026	4,853	3,688	Hong Kong.....	8	170	420	381				
Austria-Hungary.....					Austria-Hungary.....								
China.....		1,570	184	69	China.....	6,656	82	14	12				
France.....	57,029	3,554	16,961		France.....	3,786	892	1,278					

No. 19—IMPORTS for Consumption, by Articles and Countries, during Fiscal Years ended March 31, 1915-1919—*Con.*

Imported from—	1915	1916	1917	1918	1919	Imported from—	1915	1916	1917	1918	1919
FOODSTUFFS—Continued.											
FRUITS AND NUTS.—FRUITS DRIED—Concluded.											
PRUNES AND PEACHS, UNSHIPPED. (Dutiable.)—Concluded.											
Spain.....	Lb. 27,558	Lb. 11,469,317	Lb. 15,201,530	Lb. 10,424,661	Lb. 10,429,633	Spain.....	\$ 1,653	\$ 587,549	\$ 753,781	\$ 1,227,859	\$ 930,351
Turkey.....	Lb. 1,450	Lb. 11,492,071	Lb. 15,205,616	Lb. 10,429,633	Lb. 10,429,633	Turkey.....	\$ 35	\$ 514,809	\$ 753,781	\$ 1,227,859	\$ 930,351
United States.....	Lb. 8,040,254	Lb. 11,016,863	Lb. 5,605	Lb. 4,038	Lb. 4,962	United States.....	\$ 528,262	\$ 590,019	\$ 753,727	\$ 1,228,271	\$ 930,894
Total.....	Lb. 8,263,372	Lb. 26,278	Lb. 11,486,465	Lb. 15,201,608	Lb. 10,424,661	Total.....	\$ 528,262	\$ 590,019	\$ 753,727	\$ 1,228,271	\$ 930,894
RECAPITULATION.											
British Empire.....	Lb. 23,530	Lb. 26,278	Lb. 5,605	Lb. 4,038	Lb. 4,962	British Empire.....	\$ 1,329	\$ 1,526	\$ 651	\$ 400	\$ 543
Foreign Countries.....	Lb. 8,239,842	Lb. 10,990,615	Lb. 11,486,465	Lb. 15,201,608	Lb. 10,424,661	Foreign Countries.....	\$ 526,933	\$ 588,523	\$ 753,076	\$ 1,227,871	\$ 930,351
RAISINS. (Dutiable.)											
United Kingdom.....	Lb. 226,734	Lb. 24,262	Lb. 2,639	Lb. 20	Lb. 20	United Kingdom.....	\$ 11,659	\$ 2,808	\$ 317	\$ 3	\$ 3
British Oceania.....	Lb. 242,560	Lb. 11,200	Lb. 2,240	Lb. 109,200	Lb. 11,200	British Oceania.....	\$ 13,790	\$ 552	\$ 352	\$ 11,161	\$ 2,011
British West Indies.....	Lb. 96,919	Lb. 20	Lb. 325	Lb. 20	Lb. 50	British West Indies.....	\$ 3,806	\$ 42	\$ 42	\$ 5	\$ 10
Hong Kong.....	Lb. 1,200	Lb. 7,202	Lb. 1,572	Lb. 189,910	Lb. 115,723	Hong Kong.....	\$ 175	\$ 1,000	\$ 83,297	\$ 31,400	\$ 20,630
Newfoundland.....	Lb. 2,456	Lb. 223,424	Lb. 492,731	Lb. 1,572	Lb. 1,572	Newfoundland.....	\$ 18,698	\$ 12,520	\$ 57,382	\$ 2,867,424	\$ 3,167,862
Chile.....	Lb. 2,456	Lb. 23,516,992	Lb. 27,972,744	Lb. 32,886,620	Lb. 34,210,841	Chile.....	\$ 252,636	\$ 1,544,766	\$ 2,186,679	\$ 2,867,424	\$ 3,167,862
France.....	Lb. 1,584,289	Lb. 16,100,284	Lb. 23,516,992	Lb. 27,972,744	Lb. 34,210,841	France.....	\$ 80,368	\$ 1,544,766	\$ 2,186,679	\$ 2,867,424	\$ 3,167,862
Japan.....	Lb. 4,099,927	Lb. 22,618,070	Lb. 24,275,811	Lb. 28,820,697	Lb. 34,337,814	Japan.....	\$ 1,090,375	\$ 1,544,766	\$ 2,186,679	\$ 2,867,424	\$ 3,167,862
Greece.....	Lb. 263,691	Lb. 7,202	Lb. 492,731	Lb. 1,572	Lb. 1,572	Greece.....	\$ 1,090,375	\$ 1,544,766	\$ 2,186,679	\$ 2,867,424	\$ 3,167,862
Spain.....	Lb. 4,099,927	Lb. 22,618,070	Lb. 24,275,811	Lb. 28,820,697	Lb. 34,337,814	Spain.....	\$ 1,441,771	\$ 1,619,028	\$ 2,270,687	\$ 2,913,268	\$ 3,190,546
Turkey.....	Lb. 1,584,289	Lb. 7,202	Lb. 492,731	Lb. 1,572	Lb. 1,572	Turkey.....	\$ 29,351	\$ 3,360	\$ 711	\$ 14,181	\$ 2,054
United States.....	Lb. 16,100,284	Lb. 22,618,070	Lb. 24,275,811	Lb. 28,820,697	Lb. 34,337,814	United States.....	\$ 1,090,375	\$ 1,544,766	\$ 2,186,679	\$ 2,867,424	\$ 3,167,862
Total.....	Lb. 22,618,070	Lb. 24,275,811	Lb. 28,820,697	Lb. 34,337,814	Lb. 34,337,814	Total.....	\$ 1,441,771	\$ 1,619,028	\$ 2,270,687	\$ 2,913,268	\$ 3,190,546
RECAPITULATION.											
British Empire.....	Lb. 566,212	Lb. 35,402	Lb. 5,204	Lb. 109,218	Lb. 11,250	British Empire.....	\$ 29,351	\$ 3,360	\$ 711	\$ 14,181	\$ 2,054
Foreign Countries.....	Lb. 22,051,857	Lb. 21,240,319	Lb. 28,815,493	Lb. 33,678,102	Lb. 34,326,564	Foreign Countries.....	\$ 1,412,417	\$ 1,615,668	\$ 2,269,976	\$ 2,899,087	\$ 3,188,492
OTHER DRIED FRUITS. (Dutiable.)											
United Kingdom.....	Lb. 330	Lb. 1,750	Lb. 3,377	Lb. 4,693	Lb. 20	United Kingdom.....	\$ 37	\$ 292	\$ 96	\$ 460	\$ 2
British East Indies.....	Lb. 28	Lb. 112	Lb. 403	Lb. 91	Lb. 91	British East Indies.....	\$ 4	\$ 6	\$ 28	\$ 7	\$ 7
Straits Settlements.....	Lb. 204	Lb. 112	Lb. 229	Lb. 10	Lb. 10	Straits Settlements.....	\$ 18	\$ 10	\$ 10	\$ 1	\$ 1
British Oceania.....	Lb. 28	Lb. 112	Lb. 403	Lb. 91	Lb. 91	British Oceania.....	\$ 4	\$ 6	\$ 28	\$ 7	\$ 7
Australia.....	Lb. 204	Lb. 112	Lb. 229	Lb. 10	Lb. 10	Australia.....	\$ 18	\$ 10	\$ 10	\$ 1	\$ 1
British West Indies.....	Lb. 204	Lb. 112	Lb. 229	Lb. 10	Lb. 10	British West Indies.....	\$ 18	\$ 10	\$ 10	\$ 1	\$ 1
Barbados.....	Lb. 204	Lb. 112	Lb. 229	Lb. 10	Lb. 10	Barbados.....	\$ 18	\$ 10	\$ 10	\$ 1	\$ 1
Jamaica.....	Lb. 204	Lb. 112	Lb. 229	Lb. 10	Lb. 10	Jamaica.....	\$ 18	\$ 10	\$ 10	\$ 1	\$ 1

No. 19—IMPORTS for Consumption, by Articles and Countries, during Fiscal Years ended March 31, 1915-1919—*Con.*

Imported from—	1915	1916	1917	1918	1919	Imported from—	1915	1916	1917	1918	1919
United Kingdom.....	Brl. 1	Brl.	Brl.	Brl.	Brl.	United Kingdom.....	\$ 4	\$	\$	\$	\$
British Oceania—						British Oceania—					
Australia.....	52	164	17			Australia.....	238	491	61		
New Zealand.....	1					New Zealand.....	1				
Newfoundland.....	209, 305	274, 966	277, 951	426, 229	281, 316	Newfoundland.....	646, 751	742, 201	791, 743	1, 528, 660	1, 372, 644
United States.....						United States.....					
Total.....	299, 359	275, 130	277, 968	426, 229	281, 316	Total.....	646, 994	742, 692	791, 801	1, 528, 660	1, 372, 644
RECAPITULATION.						RECAPITULATION.					
British Empire.....	54	164	17	426, 229	281, 316	British Empire.....	243	491	61		
Foreign Countries.....	209, 305	274, 966	277, 951			Foreign Countries.....	646, 851	742, 201	791, 743	1, 528, 660	1, 372, 644

FOODSTUFFS—Continued.

FRUITS AND NUTS—FRUITS, GREEN.

APPLES. (Datable.)

BANANAS. (Free.)

Imported from—	1915	1916	1917	1918	1919	Imported from—	1915	1916	1917	1918	1919
United Kingdom.....	Bunch. 800	Bunch.	Bunch.	Bunch.	Bunch.	United Kingdom.....	\$	\$	\$	\$	\$
British West Indies.....	400			300	1, 983	British West Indies.....	452			73	
Cuba.....	2, 548, 726	2, 192, 898	2, 188, 051	2, 143, 682	1, 663, 431	Cuba.....	237	2, 230, 826	2, 615, 891	3, 280, 724	3, 715, 747
United States.....						United States.....					
Total.....	2, 549, 926	2, 192, 898	2, 188, 051	2, 143, 682	1, 665, 414	Total.....	2, 296, 351	2, 230, 826	2, 615, 891	3, 280, 797	3, 716, 713
RECAPITULATION.						RECAPITULATION.					
British Empire.....	800			300	1, 983	British Empire.....	452			73	966
Foreign Countries.....	2, 549, 126	2, 192, 898	2, 188, 051	2, 143, 682	1, 663, 431	Foreign Countries.....	2, 295, 929	2, 230, 826	2, 615, 891	3, 280, 724	3, 715, 747

BERRIES, *viz.*: WILD BLUEBERRIES, WILD STRAWBERRIES, WILD RASPBERRIES AND WILD EDIBLE BERRIES. (Free.)

Imported from—	1915	1916	1917	1918	1919	Imported from—	1915	1916	1917	1918	1919
United Kingdom.....	\$	\$	\$	\$	\$	United Kingdom.....	\$	\$	\$	\$	\$
Newfoundland.....	27	406	251	296	4, 858	Newfoundland.....	27	406	251	296	4, 858
United States.....	18, 185	6, 939	5, 366	3, 855	6, 246	United States.....	18, 185	6, 939	5, 366	3, 855	6, 246
Total.....	18, 212	7, 345	5, 557	4, 151	11, 104	Total.....	18, 185	6, 939	5, 366	3, 855	6, 246
RECAPITULATION.						RECAPITULATION.					
British Empire.....						British Empire.....	27	406	251	296	4, 858
Foreign Countries.....						Foreign Countries.....	18, 185	6, 939	5, 366	3, 855	6, 246

SESSIONAL PAPER No. 106

BLACKBERRIES, GOOSEBERRIES, RASPBERRIES AND STRAWBERRIES. (Dutiable.)

	Lb.	Lb.	Lb.	Lb.	Lb.	Lb.	Lb.	\$	\$	\$	\$
United Kingdom	900							113			
Newfoundland	20							2			
United States	6,456,438	5,336,597	6,868,617	7,024,965	5,574,338			588,092	438,555	542,157	685,192
Total	6,457,356	5,336,597	6,868,647	7,024,965	5,574,338			589,107	438,555	542,157	685,192
RECAPITULATION.											
British Empire	920							115			
Foreign Countries	6,456,436	5,336,597	6,868,647	7,024,965	5,574,338			588,092	438,555	542,157	685,192

CHERRIES. (Dutiable.)

	Lb.	Lb.	Lb.	Lb.	Lb.	Lb.	\$	\$	\$	\$	
United Kingdom	45							3			
France	2,152	1,027						239	127		
United States	936,307	564,779	495,546	923,139	719,563			102,155	48,508	59,740	107,297
Total	938,704	565,806	495,546	923,139	719,563			102,397	48,725	59,740	107,297
RECAPITULATION.											
British Empire	45							3			
Foreign Countries	938,659	565,806	495,546	923,139	719,563			102,394	48,725	59,740	107,297

CRANBERRIES. (Dutiable.)

	Brl.	Brl.	Brl.	Brl.	Brl.	Brl.	\$	\$	\$	\$	
United Kingdom	51							183			
Newfoundland	11							60			
Germany	28,194	17,051	26,178	11,504	21,382			109,257	96,731	150,308	171,124
United States											
Total	28,256	17,051	26,178	11,504	21,382			109,590	96,731	150,308	171,124
RECAPITULATION.											
British Empire	51							183			
Foreign Countries	28,205	17,051	26,178	11,504	21,382			109,317	96,731	150,308	171,124

CORRANTS. (Dutiable.)

	Lb.	Lb.	Lb.	Lb.	Lb.	Lb.	\$	\$	\$	\$	
United Kingdom											
Newfoundland											
United States	12,920	7,378	2,105	1,088	19,850			1,075	479	154	133
Total	12,920	7,378	2,105	1,088	19,850			1,075	479	154	133
RECAPITULATION.											
British Empire	20										
Foreign Countries	12,920	7,378	2,105	1,088	19,850			1,075	479	154	133

SESSIONAL PAPER No. 106

ORANGES AND SHADDOCKS OR GRAPE FRUIT. (Free.)

	\$	\$	\$	\$	\$	\$	\$	\$	\$	\$	\$	\$
United Kingdom.....	35,646	27,928	6,570	33,803	49,344	31,266	13,154	1,072	2,024	9,688		
British Oceania.....		125			426	20,390	11,957	21,847	23,405	24,973		
Australia.....	17,384	43,213	39,051		2,012	3,313,376	3,151,708	3,837,390	4,417,007	4,812,470		
British West Indies.....							8					
Barbados.....												
Jamaica.....												
Trinidad and Tobago.....												
Other.....												
Hong Kong.....	7,018	1,609	2,611	5,821	24,615	63,048	72,875	48,232	39,626	55,432		
China.....	35	7,836	12,462	17,234	10,008	3,461,506	3,230,437	3,958,052	4,319,711	5,008,099		
Cuba.....	13,240	7,810	5,437	7,609	95,025							
Italy.....	11,086	37,437	75,260	51,821								
Japan.....	72,113											
Total.....						3,524,554	3,303,302	4,006,284	4,559,337	5,083,531		
RECAPITULATION.....												
United Kingdom.....	12,733,661	13,182,317	11,467,030	13,451,431	10,654,515	340,739	240,582	353,538	496,873	535,432		
United States.....	12,733,661	13,182,317	11,467,030	13,451,431	10,654,515	340,739	240,582	353,538	496,873	535,432		
Total.....												
RECAPITULATION.....												
British Empire.....	12,733,661	13,182,317	11,467,030	13,451,431	10,654,515	340,739	240,582	353,538	496,873	535,432		
Foreign Countries.....												

PEACHES. (Dutiable.)

	Lb.	Lb.	Lb.	Lb.	Lb.	\$	\$	\$	\$	\$	\$
United Kingdom.....	12,733,661	13,182,317	11,467,030	13,451,431	10,654,515	340,739	240,582	353,538	496,873	535,432	
United States.....	12,733,661	13,182,317	11,467,030	13,451,431	10,654,515	340,739	240,582	353,538	496,873	535,432	
Total.....											
RECAPITULATION.....											
British Empire.....	12,733,661	13,182,317	11,467,030	13,451,431	10,654,515	340,739	240,582	353,538	496,873	535,432	
Foreign Countries.....											

PINEAPPLES. (Free.)

	\$	\$	\$	\$	\$	\$	\$	\$	\$	\$	\$
United Kingdom.....	120	142	99	121	36						
British West Indies.....											
Jamaica.....											
Cuba.....	2,421	443	1,345	316,391	277,556	120	142	99	121	36	
United States.....	302,831	269,919	268,966	316,391	277,556	305,252	270,362	270,251	316,301	277,556	
Total.....											
RECAPITULATION.....											
British Empire.....	306,372	270,504	270,350	316,422	277,592						
Foreign Countries.....											

PEARS. (Dutiable.)

	Bush.	Bush.	Bush.	Bush.	Bush.	\$	\$	\$	\$	\$	\$
United Kingdom.....	104,896	110,662	114,024	150,022	111,241	251,762	182,685	293,597	409,097	425,543	
Hong Kong.....	6										
China.....											
United States.....	104,904	110,662	114,030	150,022	111,244	251,791	182,685	293,615	409,097	425,543	
Total.....											
RECAPITULATION.....											
British Empire.....	104,904	110,662	114,024	150,022	111,244	251,791	182,685	293,597	409,097	425,543	
Foreign Countries.....											

No. 19—Imports for Consumption, by Articles and Countries, during Fiscal Years ended March 31, 1915-1919—*Con.*

Imported from —	1915	1916	1917	1918	1919	1915	1916	1917	1918	1919
United Kingdom.....	Lb.	Lb.	Lb.	Lb.	Lb.	United Kingdom.....	\$	\$	\$	\$
British Oceania—						British Oceania—				
Australia.....	14,700	33,500	3,500			Australia.....	700	183		
New Zealand.....	33,500	73				New Zealand.....	1,104			
Hong Kong.....	6,153	4,566	7,320			Hong Kong.....	130	5		
Japan.....	11,750,893	11,587,420	15,024,636	21,419,285	15,032,278	Japan.....	383,321	109	918	200
United States.....						United States.....		270,778	691,436	710,168
Total.....	11,780,751	11,625,576	15,029,975	21,256,605	15,039,078	Total.....	384,160	271,911	691,651	710,377
RECAPITULATION:						RECAPITULATION:				
British Empire.....	14,700	33,500	3,573			British Empire.....	700	1,104	188	
Foreign Countries.....	11,766,051	11,591,986	15,026,402	21,256,605	15,036,078	Foreign Countries.....	383,460	270,887	691,654	710,377

FOODSTUFFS—Continued.
FRUITS AND NUTS—FRUITS, GREEN—Concluded.
QUINCES, APRICOTS, PEARS AND NECTARINES, N.O.P. (Dutiable.)

Imported from —	1915	1916	1917	1918	1919	Imported from —	1915	1916	1917	1918	1919
United Kingdom.....	\$	\$	\$	\$	\$	United States.....	\$	\$	\$	\$	\$
British West Indies.....	211	152	154	471	113	Porto Rico.....	19,456	17,929	19,998	26,137	30,242
Barbados.....		182				Porto Rico.....			7		
Jamaica.....						Total.....	33,355	23,823	33,046	35,621	30,535
Trinidad and Tobago.....					3	RECAPITULATION:					
Other.....	7	105	196	140	5	British Empire.....	254	459	350	632	285
Hong Kong.....	36					Foreign Countries.....	33,101	23,384	32,696	34,989	30,250
Newfoundland.....	5					Total.....					
China.....	188	188	190			United States.....	19,456	17,929	19,998	26,137	30,242
France.....	1,057	1,057	1,057			Porto Rico.....			7		
Italy.....	5,109	5,109	11,440	8,852		Total.....	33,355	23,823	33,046	35,621	30,535
Japan.....	13,640	5	4		8	RECAPITULATION:					
						British Empire.....	254	459	350	632	285
						Foreign Countries.....	33,101	23,384	32,696	34,989	30,250

FRUITS AND NUTS—TOTAL GREEN FRUITS. (Dutiable and Free.)

Imported from —	1915	1916	1917	1918	1919	Imported from —	1915	1916	1917	1918	1919
United Kingdom.....	\$	\$	\$	\$	\$	Italy.....	\$	\$	\$	\$	\$
Bermuda.....	92,589	78,512	69,514	751	1,007	Japan.....	307,491	172,924	171,750	131,779	52,597
British Oceania—					24	Mexico.....	72,252	38,051	75,376	52,039	96,142
Australia.....						New Zealand.....	31,260	13,154	1,072	2,624	9,688
New Zealand.....	938	461	244			Spain.....	21,628	21,034	43,292	23,405	24,973
British West Indies.....	19,307	1,595				United States.....	9,075,561	8,376,656	10,380,606	13,200,192	14,728,228
Barbados.....		43,668	40,512	31,485		Alaska.....	8		4,587		430
Jamaica.....					50,346	Porto Rico.....					
Trinidad and Tobago.....					429	Total.....	9,044,623	8,756,953	10,814,115	13,477,777	11,999,212
Other.....	7,073	1,720	2,833	5,961	2,226	RECAPITULATION:					
Hong Kong.....					3,655	United States.....	19,456	17,929	19,998	26,137	30,242
						Porto Rico.....			7		
						Total.....	33,355	23,823	33,046	35,621	30,535

Newfoundland.....	240	406	251	296	4,862				
China.....	60	205	194	11					
Cuba.....	15,898	8,279	13,827	17,234	24,015				
France.....	239	250	1,057						
Germany.....	60								
RECAPITULATION.									
British Empire.....						119,156	126,362	113,354	41,493
Foreign Countries.....						9,525,467	8,630,591	10,700,761	13,436,284
									62,549
									11,499,063

FRUITS AND NUTS—FRUITS PRESERVED OR CANNED.

(CITRUS, LEMON AND ORANGE RINDS BY RAINE. (Free.))

	\$	\$	\$	\$	\$	\$	\$	\$	\$
United Kingdom.....	106	2,373	1,941	305	20				
Hong Kong.....	223	377	3	5					
China.....	4	4	479						
Greece.....			2,684	9,428	12,439				
Italy.....	137		1,622	3,293	3,804	389	2,750	2,324	395
United States.....	53	126				224	130	4,789	12,726
Total.....	613	2,880	7,113	13,121	16,263				16,213
RECAPITULATION.									
British Empire.....						389	2,750	2,324	395
Foreign Countries.....						224	130	4,789	12,726
									20
									16,213

FRUITS IN AIR-TIGHT CANS OR OTHER AIR-TIGHT PACKAGES. (Dutiable.)

	Lb.	Lb.	Lb.	Lb.	Lb.	\$	\$	\$	\$	\$
United Kingdom.....	1,125,995	394,645	128,209	60,337	14,400	62,525	14,915	8,881	3,946	1,457
Bermuda.....					34					5
British East Indies —										
India.....	2,880		108			93		7		
Straits Settlements.....	1,457,398	515,643	168,586			55,734	19,996	10,420		
British Guiana.....			10					1		
British Oceania —										
Australia.....	54,179		329,373	338,432	15,120	5,172	1,566	19,585	26,451	1,623
British West Indies.....	87,983					6,586				
Barbados.....										
Jamaica.....										
Trinidad and Tobago.....										
Other.....										
Hong Kong.....	20,530	11,485	30,341	26,230	230,364	852	403	1,488		23,839
Newfoundland.....	423	30		55	12,013	15	60	1,975	5	1,067
Chile.....	48						3			
Cuba.....	14,711	8,469	720	96		510	287	31	5	
France.....	175,735	65,892	31,794	5,346	1,784	15,063	7,964	4,542	1,065	112
Italy.....	1,430	643				117	34			
Japan.....	1,274	708	480	412	656	78	45	41	40	75
Netherlands.....	1,110	6,250	14,725			2,689	383	935		
Spain.....	130,915	32,550	50,102	91,180	15,292	3,457	1,806	2,437	4,803	1,478
United States.....	4,566,731	2,955,841	8,038,407	6,916,481	9,187,969	288,868	187,845	511,927	698,916	971,511
Hawaii.....	355,408	312,873	824,969	391,811	258,149	20,256	17,089	30,930	30,060	23,043
Total.....	7,975,950	4,249,482	9,597,644	7,830,379	9,735,741	461,666	251,536	611,225	677,270	1,025,212
RECAPITULATION.										
British Empire.....	2,748,588	862,911	656,717	425,053	271,951	131,022	36,073	40,382	32,377	28,591
Foreign Countries.....	5,227,362	3,386,568	8,940,927	7,405,326	9,463,790	333,644	215,463	570,843	644,893	996,621

No. 19—Imports for Consumption, by Articles and Countries, during Fiscal Years ended March 31, 1915-1919—Cont.

Imported from—	1915	1916	1917	1918	1919	Imported from—	1915	1916	1917	1918	1919
FOODSTUFFS—Continued.											
FRUITS AND NUTS—FRUITS PRESERVED OR CANNED—Concluded.											
FRUITS, PRESERVED IN BRANDY OR PRESERVED IN OTHER SPIRITS, AND CONTAINING NOT MORE THAN 40 PER CENT OF PROOF SPIRITS. (Dutiable.)											
United Kingdom.....	Gal. 13	Gal.	Gal. 14	Gal.	Gal.	United Kingdom.....	\$ 63	\$	\$	\$	\$
France.....	63	24	32	126	25	France.....	251	39	168	400	122
United States.....	76	9	46	150	27	United States.....	314	39	203	477	130
Total.....	13	9	66	284	52	Total.....	63	39	203	477	130
RECAPITULATION.											
British Empire.....	Gal. 13	Gal.	Gal. 14	Gal.	Gal.	British Empire.....	\$ 63	\$	\$	\$	\$
Foreign Countries.....	63	150	32	150	27	Foreign Countries.....	251	39	168	400	122
Total.....	76	169	46	169	54	Total.....	314	39	203	477	130
FRUITS, PRESERVED IN BRANDY OR PRESERVED IN OTHER SPIRITS, AND CONTAINING MORE THAN 40 PER CENT OF PROOF SPIRITS. (Dutiable.)											
United Kingdom.....	Gal. 7	Gal.	Gal. 6	Gal.	Gal.	United Kingdom.....	\$ 73	\$	\$	\$	\$
United States.....	15	60	6	6	6	United States.....	148	100	894	35	35
Total.....	22	66	6	6	6	Total.....	221	994	35	35	35
RECAPITULATION.											
British Empire.....	Gal. 7	Gal.	Gal. 6	Gal.	Gal.	British Empire.....	\$ 73	\$	\$	\$	\$
Foreign Countries.....	15	60	6	6	6	Foreign Countries.....	148	100	894	35	35
Total.....	22	66	6	6	6	Total.....	221	994	35	35	35
GINGER, PRESERVED. (Dutiable.)											
United Kingdom.....	Lb. 27,945	Lb. 23,042	Lb. 39,319	Lb. 90	Lb.	United Kingdom.....	\$ 4,294	\$	\$	\$	\$
British West Indies.....	34	50	50	862	372,978	British West Indies.....	13	3,602	6,118	58	58
Hong Kong.....	151,396	92,745	104,691	97,486	161,987	Hong Kong.....	9,990	5,608	14,500	70	70
China.....	83,966	22,521	138,269	97,196	161,987	China.....	6,179	1,719	15,080	10,825	54,348
Japan.....	2,788	9,295	17,591	16,645	7,999	Japan.....	111	234	579	9,530	18,045
United States.....	2,300	9,958	31,569	16,713	14,869	United States.....	453	1,469	3,756	2,483	3,187
Total.....	278,429	157,561	391,435	228,992	556,933	Total.....	20,890	12,632	40,048	23,565	75,913
RECAPITULATION.											
British Empire.....	Lb. 179,375	Lb. 115,787	Lb. 204,003	Lb. 98,438	Lb. 372,978	British Empire.....	\$ 14,117	\$	\$	\$	\$
Foreign Countries.....	99,054	41,774	187,372	130,554	184,855	Foreign Countries.....	6,743	3,422	19,415	10,953	12,612
Total.....	278,429	157,561	391,435	228,992	556,933	Total.....	20,860	16,037	59,463	34,518	88,525

No. 19—Imports for Consumption, by Articles and Countries, during Fiscal Years ended March 31, 1915-1919—*Con.*

Imported from—	1915	1916	1917	1918	1919	Imported from—	1915	1916	1917	1918	1919
FOODSTUFFS Continued.											
FRUITS AND NUTS—NUTS.											
ALMONDS, NOT SHELLD. (Dutiable).											
United Kingdom.....	Lb. 5,497	Lb. 364	Lb. 24,372	Lb. 464	Lb. 22,400	United Kingdom.....	\$ 717	\$ 55	\$ 2,803	\$ 80	\$ 0,327
China.....	59	103,552	333	550	550	Hong Kong.....	9	9	31	82	82
France.....	29,498	68,514	68,514	44,539	2,433	China.....	3,411	10,631	8,706	5,561	336
Italy.....	6,840	6,600	6,600	100	100	France.....	464	464	630	34	34
Japan.....		827	827			Italy.....	102	102			
Portugal.....	339,096	309,106	295,789	299,395	152,103	Portugal.....	39,091	32,887	37,746	37,952	23,026
Spain.....	290,154	255,819	336,720	459,969	312,977	Spain.....	35,010	34,292	49,988	68,309	67,787
United States.....						United States.....					
Total.....	632,615	668,841	733,155	804,367	529,563	Total.....	70,302	77,815	100,026	111,992	97,592
RECAPITULATION.											
British Empire.....	5,497	364	21,705	464	22,650	British Empire.....	717	55	2,854	80	6,409
Foreign Countries.....	627,118	668,477	708,450	803,903	497,613	Foreign Countries.....	75,585	77,760	97,172	111,912	91,183
ALMONDS, SHELLD. (Dutiable).											
United Kingdom.....	Lb. 885,019	Lb. 58,788	Lb. 74,106	Lb. 21,908	Lb. 39,037	United Kingdom.....	\$ 28,965	\$ 14,843	\$ 19,134	\$ 4,486	\$ 7,985
China.....	2,501	2,155	3,162	8,855	2,828	Hong Kong.....	626	338	546	1,708	581
France.....	52,708	418	7	1,215	660	China.....	24	48	1	432	132
Greece.....		2,702	46,721		280	France.....	16,939	17,713	12,829	511	69
Italy.....	26,222	51,411	99,580	144,689	253,096	Greece.....	7,606	503	23,929	32,677	56,816
Japan.....			6,588	4,280		Italy.....	143	143	143	548	548
Morocco.....			11,072	40,600	79,200	Morocco.....			1,638	548	548
Portugal.....	581,721	499,839	829,382	666,995	629,871	Portugal.....	172,016	135,651	217,651	9,532	9,149
Spain.....	80,649	290,746	188,125	386,130	417,301	Spain.....	26,513	59,532	58,156	169,800	174,648
United States.....						United States.....	253,309	231,086	336,534	342,755	395,474
Total.....	831,927	887,799	1,258,746	1,214,582	1,373,169	Total.....	253,309	231,086	336,534	342,755	395,474
RECAPITULATION.											
British Empire.....	90,529	60,643	77,271	39,763	32,865	British Empire.....	29,691	15,171	19,680	6,194	7,006
Foreign Countries.....	741,407	826,856	1,181,475	1,183,819	1,340,301	Foreign Countries.....	223,718	215,915	316,854	336,561	387,808

SESSIONAL PAPER No. 10b

BRAZIL NUTS, NOT SHELLED. (Dutiable.)

	Lb.	Lb.	Lb.	Lb.	Lb.	Lb.	Lb.	\$	\$	\$	\$	\$
United Kingdom.....	556	4,832						66	376			
Brazil.....	570							43				
France.....	570							40				
Japan.....	25,000							1,129				
Spain.....		1,138						145				
United States.....	1,085,655	677,579	633,386	1,299,586	256,976			80,932	66,962	80,387	138,312	40,873
Total.....	1,111,731	683,549	633,386	1,299,586	256,976			82,210	67,483	80,387	138,312	40,873
RECAPITULATION.												
British Empire.....	586	4,832						66	376			
Foreign Countries.....	1,111,195	678,717	633,386	1,299,586	256,976			82,144	67,107	80,387	138,312	40,873

PEANUTS, NOT SHELLED, AND SHELLED PEANUTS. (Dutiable.)

	Lb.	Lb.	Lb.	Lb.	Lb.	Lb.	Lb.	\$	\$	\$	\$	\$
United Kingdom.....	195,692							8,964				
British East Indies—												
India.....								472				
Straits Settlements.....	10,208							8				
Other.....	290							8				
British West Indies.....	188,778	43,585	61,562	51,919	85,269			7,974	1,973	2,637	3,431	9,148
Hong Kong.....	197,410	22,444	11,403	201,995	30,192			6,087	587	432	15,517	3,623
France.....	202,789	6,309						10,891	352			
Japan.....	639,511	904,480	776,532	1,584,571	2,647,530			26,472	28,877	29,561	88,201	207,685
Netherlands.....	267,708	15,941						11,217	674			
Dutch East Indies.....	799,098	294,462	14,930		110,104			33,166	9,715	670		6,456
Dutch Guiana.....	26,499							1,241				
Spain.....	137,367	2,735						8,173	156			
United States.....	2,388,525	3,632,646	7,073,696	7,240,209	7,296,810			171,714	218,065	475,370	771,868	900,274
Total.....	4,973,845	4,832,602	7,975,185	9,078,794	10,079,965			286,499	280,399	510,785	879,007	1,127,186
RECAPITULATION.												
British Empire.....	394,938	43,585	98,624	51,919	85,269			17,418	1,973	4,752	3,431	9,148
Foreign Countries.....	4,578,907	4,789,017	7,876,561	9,026,875	9,994,696			268,991	258,426	506,033	875,586	1,118,038

No. 19—Imports for Consumption, by Articles and Countries, during Fiscal Years ended March 31, 1915-1919—*Con.*

Imported from—	1915	1916	1917	1918	1919	1915	1916	1917	1918	1919
United Kingdom	17,959	62,245	31,129	1,685	Lb.	1,232	4,594	3,077	\$	\$
Hong Kong	87	2,919	2,919	250	Lb.	5		130	177	22
Austria-Hungary	2,806	23,636	26,500	52,148	Lb.	247	1,681	2,004	3,810	761
China	640,090	444,929	585,470	137,340	Lb.	51,281	34,612	56,921	20,278	6,567
France	14,123	30,297	11,994	34,633	Lb.	1,810	2,417	1,266	2,430	45
Italy	161,531	189,430	188,662	101,045	Lb.	11,653	11,416	10,315	9,357	7,650
Japan			1,760		Lb.			224		1,559
Spain					Lb.					
United States	316,188	412,034	676,522	574,893	Lb.	42,442	42,894	77,957	88,920	98,163
Total	1,453,700	1,161,501	1,524,965	904,994	Lb.	108,719	97,644	151,831	125,033	114,751
RECAPITULATION:										
British Empire	18,016	62,245	31,048	1,935	Lb.	1,237	4,594	3,207	199	6
Foreign Countries	1,435,774	1,099,316	1,490,918	900,059	Lb.	107,482	93,050	148,627	124,834	114,745

OTHER NUTS, NOT SHELLED. (Dutiable.)

Imported from—	1915	1916	1917	1918	1919	1915	1916	1917	1918	1919
United Kingdom	222,459	29,634	406		Lb.	10,125	2,210	20	\$	\$
British East Indies—					Lb.					
India	12,871	345	300	538	Lb.	538	41	46	5,370	3,102
British West Indies	29,338	22,890	77,376	68,197	Lb.	1,201	1,291	4,430	4,111	3,111
Hong Kong	33,049	21,964	4,833	32,292	Lb.	2,318	1,718	246	4,111	23
China	273,049	3,499	15,980	57,203	Lb.	14,562	284	1,994	14,826	400
France					Lb.					
Greece	10	431,978	503,875	305,554	Lb.	42,432	29,045	52,655	36,562	27,478
Italy	545,331	501,712	531,570	370,773	Lb.	18,969	18,191	21,163	16,923	21,578
Japan	447,472	3,000		293,790	Lb.		45			
Korea					Lb.					

SESSIONAL PAPER No. 106

Spain.....	121,027	17,698	990	204,435	133,174	11,008	1,256	23	20,351	13,817
Turkey.....	2,772	4,677,236	5,177,692	5,580,945	4,165,184	1,883	270,868	345,351	546,013	541,603
United States.....	4,732,040	6,312,424	6,679,309	6,611,112	4,854,095	399,159	334,794	426,511	644,186	607,790
Total.....	6,120,780	12,509,956	14,778,901	17,206,492	14,843,366	12,850	3,507	4,496	5,370	3,192
RECAPITULATION.										
British Empire.....	265,026	52,869	77,885	68,197	34,759	12,887	3,507	4,496	5,370	3,192
Foreign Countries.....	6,155,754	12,457,087	14,701,016	17,138,295	14,808,607	386,372	321,287	422,015	638,816	604,598

OTHER NUTS, SHELLED. (Dutiable.)

United Kingdom.....	Lb.	Lb.	Lb.	Lb.	Lb.	\$	\$	\$	\$	\$
British East Indies—	109,053	141,971	138,277	43,507	12,053	22,356	27,539	29,712	10,022	3,331
India.....	23,827	7,704	5,500	120	3,715	932	741	43
British West Indies.....	450	634	110	1,217	104	269	25
Jamaica.....	1,315	2,690	3,619	12,506	7,556	188	426	463	2,810	1,757
Hong Kong.....	4,409	741	741
Austria-Hungary.....	1,000	262	262
Brazil.....	887	60,014	89,918	23,829	218,940	104	8,360	14,887	3,417	61,360
China.....	1,239,295	1,266,377	1,617,918	994,317	247,463	309,552	285,832	365,909	324,845	104,472
France.....	2,593	133	497
Germany.....	1,614	132
Greece.....	5,038	2,916	1,210	9,968	132	515	1,448	2,516
Italy.....	7,931	4,372	46,089	66,151	242,284	1,706	910	6,608	12,310	62,386
Japan.....
Netherlands—	80	24
Dutch East Indies.....	408,895	149,698	439,931	473,845	642,662	87,103	27,989	106,534	97,278	173,156
Spain.....	34,339	6,872
Turkey.....	276,325	671,438	525,092	892,477	1,036,002	80,823	183,989	165,212	352,477	438,778
United States.....
Total.....	2,116,872	2,308,004	2,875,995	2,516,593	2,498,307	515,372	536,782	722,536	806,184	845,912
RECAPITULATION.										
British Empire.....	134,455	152,099	147,506	56,013	20,956	26,263	20,166	30,941	13,432	5,760
Foreign Countries.....	1,982,417	2,155,905	2,728,489	2,460,580	2,877,351	489,209	507,616	691,595	793,032	840,152

FRUITS AND NUTS—TOTAL NUTS. (Dutiable.)

United Kingdom.....	Lb.	Lb.	Lb.	Lb.	Lb.	\$	\$	\$	\$	\$
British East Indies—	639,295	297,470	395,352	67,100	64,499	72,425	49,568	56,861	13,285	16,933
India.....	36,498	7,704	5,500	120	4,253	932	741	43
Straits Settlements.....	10,298
Other.....	1,078	979	410	1,217	172	310	71
British West Indies.....	132
Jamaica.....
Hong Kong.....	222,019	71,684	148,777	142,191	131,076	10,697	4,032	8,257	13,411	14,746

No. 19—Imports for Consumption, by Articles and Countries, during Fiscal Years ended March 31, 1915-1919—*Con.*

Imported from—	1915	1916	1917	1918	1919	Imported from—	1915	1916	1917	1918	1919
Austria-Hungary.....	Lb.	Lb.	Lb.	Lb.	Lb.	Austria-Hungary.....	\$	\$	\$	\$	\$
Brazil.....	7,245	13,476	132,681	330,167	270,102	Brazil.....	988	12,394	17,570	26,924	65,001
China.....	233,133	1,895,153	2,331,293	1,271,911	365,981	China.....	8,591	349,395	476,359	268,021	111,811
France.....	2,435,240	2,966	1,910	1,910	309,905	France.....	406,931	563	407	407	84,939
Germany.....	2,966	2,702	1,624	494,851	630,380	Germany.....	523	41,414	80,308	71,185	299,333
Greece.....	1,624	516,345	1,624	1,624	1,575,802	Greece.....	131	59,373	67,617	127,118
Italy.....	594,567	1,695,194	1,575,802	2,122,820	3,194,212	Italy.....	59,629	45	1,638
Japan.....	1,251,345	3,699	3,699	4,300	6,588	Japan.....	45
Korea.....	Korea.....
Norway.....	267,708	15,311	14,360	110,104	Norway.....	11,217	671	670
Netherlands.....	709,187	291,462	11,869	33,220	Netherlands.....	33,220	9,715	6,456
Dutch East Indies.....	26,939	Dutch East Indies.....	1,241
Portugal.....	Portugal.....
Spain.....	1,529,076	480,211	1,597,832	1,584,180	1,368,735	Spain.....	313,991	188,061	302,178	316,381	386,206
Turkey.....	37,111	Turkey.....	7,958	876,563	1,253,091	2,098,336	2,251,472
United States.....	9,133,936	19,527,498	14,611,213	16,431,304	13,877,079	United States.....	731,865
Total.....	17,241,610	16,318,312	21,313,857	22,465,225	29,049,970	Total.....	1,721,680	1,396,003	2,338,613	3,047,769	3,229,281
RECAPITULATION:						RECAPITULATION:					
British Empire.....	969,638	377,837	499,639	299,294	196,907	British Empire.....	87,976	51,812	65,930	28,696	32,181
Foreign Countries.....	16,332,972	15,940,465	20,814,218	22,165,931	19,853,063	Foreign Countries.....	1,633,704	1,344,161	2,272,683	3,019,073	3,197,100

TOTAL FRUITS AND NUTS. (Dutiable and Free.)

Imported from—	1915	1916	1917	1918	1919	Imported from—	1915	1916	1917	1918	1919
United Kingdom.....	\$	\$	\$	\$	\$	United Kingdom.....	\$	\$	\$	\$	\$
Ireland.....	644,325	359,501	311,137	26,692	19,721	Ireland.....	132,321	97,992	141,248	181,178	398,750
British East Indies.....	British East Indies.....
India.....	4,246	932	718	43	43	India.....	31,266	13,151	1,072	2,021	9,685
Strait Settlements.....	23,731	19,696	10,448	Strait Settlements.....	13,897	1,057	935	548
Other.....	472	Other.....	33,220	9,715	470
British Guiana.....	British Guiana.....	1,341	6,456
British Oceania.....	British Oceania.....
Australia.....	25,150	1,013	152,241	208,727	251,169	Australia.....	86	86
New Zealand.....	2,703	New Zealand.....	10,653	15,080	61,613	55,719	30,208
British West Indies.....	20,120	49,759	60,327	61,208	1,021	British West Indies.....	599,071	274,924	598,928	379,894	412,727
Barbados.....	Barbados.....

SESSIONAL PAPER No. 10b

Jamaica	51,061	Switzerland	63
Trinidad and Tobago	429	Turkey	213
Other	36,263	United States	13,529,220
Hong Kong	41,076	Alaska	8
Newfoundland	409	Hawaii	17,000
Austria-Hungary	251	Porto Rico	4,387
Brazil	305	Total	15,469,040
China	15,571	RECAPITULATION:	
Cuba	16,366	British Empire	800,339
Dominican	13,889	Foreign Countries	14,668,701
Denmark	17,412		
France	485,189		
Germany	367,222		
Greece	112,264		
Italy	312,259		
	145,573		
	250,398		
	222,614		
	309,428		

HONEY IN THE COMB OR OTHERWISE, AND IMITATIONS THEREOF. (Dutiable.)

United Kingdom	Lb.	Lb.	Lb.	Lb.	\$	\$	\$	\$
British Oceania—								
Australia	10,902	2,693	95,968	1,351	194	4		
New Zealand	896			71				12,112
British West Indies	19,694	168,347	17,471	929	7,802	8,879	2,318	
Jamaica								3,047
Hong Kong	1,133	1,829	1,640	54	97	157	110	120
China	130	181	1,578	9	5	2		
Greece	20			2				
Japan	96		166	5				7
United States	130,956	256,048	416,921	17,240	30,507	57,455	50,282	84,496
Hawaii			21,900					3,733
Total	163,827	429,078	573,648	19,061	38,005	66,497	52,717	103,508
RECAPITULATION:								
British Empire	32,625	172,849	19,049	2,405	8,093	9,040	2,428	15,279
Foreign Countries	131,202	256,229	416,987	17,256	30,512	57,457	50,289	88,229

HOPS. (Dutiable.)

United Kingdom	Lb.	Lb.	Lb.	Lb.	\$	\$	\$	\$
Newfoundland	137,673	134,014	146,262	7,157	31,973	38,787	31,829	4,117
Austria-Hungary	20,506		5					2
Germany	23,732				11,408			
United States	1,185,195	636,346	766,791	997,848	221,193	97,088	116,295	190,822
Total	1,397,106	770,300	913,058	1,001,985	278,310	135,875	168,126	237,748
RECAPITULATION:								
British Empire	137,673	134,014	146,267	7,137	31,973	38,787	51,831	4,117
Foreign Countries	1,229,433	636,346	766,791	997,848	246,337	97,088	116,295	190,822

No. 19—Imports for Consumption, by Articles and Countries, during Fiscal Years ended March 31, 1915-1919—*Con.*

Imported from—	1915	1916	1917	1918	1919	1915	1916	1917	1918	1919
United Kingdom.....	77,413	13,914	27,372	39,117	21,698					
United States.....	77,413	13,914	27,372	39,117	21,698					
Total.....	77,413	13,914	27,372	39,117	21,698					

FOODSTUFFS—Continued.
MILK AND CREAM.

MILK AND CREAM, FRESH. (Dutiable.)

	Lb.	\$	Lb.	\$	Lb.	\$	Lb.	\$	Lb.	\$
United Kingdom.....	15,095	5,916	7,872	348						
British Oceania— New Zealand.....	137	720		110						
Netherlands.....	7,129	46,512	96,392	109,926	52,116					
Norway.....	1,143									
Switzerland.....	1,004									
United States.....	97,336	53,258	104,204	110,274	52,116					
Total.....	120,845	66,906	216,468	268,458	104,232					

Milk, Condensed. (Dutiable.)

	Lb.	\$	Lb.	\$	Lb.	\$	Lb.	\$	Lb.	\$
United Kingdom.....	15,095	5,916	7,872	348						
British Oceania— New Zealand.....	137	720		110						
Netherlands.....	7,129	46,512	96,392	109,926	52,116					
Norway.....	1,143									
Switzerland.....	1,004									
United States.....	97,336	53,258	104,204	110,274	52,116					
Total.....	120,845	66,906	216,468	268,458	104,232					

Milk Food and Other Similar Preparations. (Dutiable.)

	Lb.	\$	Lb.	\$	Lb.	\$	Lb.	\$	Lb.	\$
United Kingdom.....	140,014	119,669	43,889	27,642						
British Oceania— Australia.....			2,628							
New Zealand.....			2,628							
France.....	1,378	143								
Germany.....	19									
Netherlands.....	448	1,751	2,809	1,396						

RECAPITULATION.

British Empire.....

Foreign Countries.....

Total.....

RECAPITULATION.

British Empire.....

Foreign Countries.....

Total.....

RECAPITULATION.

Switzerland.....

United States.....

Total.....

RECAPITULATION.

British Empire.....

Foreign Countries.....

Total.....

No. 19—Imports for Consumption by, Articles and Countries, during Fiscal Years ended March 31, 1915-1919—*Con.*

Imported from—	1915	1916	1917	1918	1919	Imported from—	1915	1916	1917	1918	1919
FOODSTUFFS Continued											
PICKLES, SAUCES AND CATSUPS.											
OLIVES, IN BRINE, IMPORTED BY MANUFACTURERS, FOR THE MANUFACTURE OF PICKLES. (Dutiable.)											
United Kingdom.....	Gal.	Gal.	Gal.	Gal.	Gal.	United Kingdom.....	\$	\$	\$	\$	\$
Greece.....	39	8,422	77,112	65,332	76,247	Greece.....	878	878	33,134	34,114	33,936
Spain.....	53,519	48,677	77,112	65,332	76,247	Spain.....	19,702	19,702	33,134	34,114	33,936
United States.....	865	14,535	51,868	79,585	56,599	United States.....	32,899	32,899	28,199	45,519	35,249
Total.....	54,384	71,664	128,980	144,917	132,807	Total.....	33,516	27,576	61,333	79,633	69,185
RECAPITULATION.											
British Empire.....	39	8,422	77,112	65,332	76,247	British Empire.....	33,516	27,576	61,333	79,633	69,185
Foreign Countries.....	54,384	71,634	128,980	144,917	132,807	Foreign Countries.....	33,516	27,560	61,333	79,633	69,185

OLIVES IN BRINE, NOT BOTTLED. (Dutiable.)

Imported from—	1915	1916	1917	1918	1919	Imported from—	1915	1916	1917	1918	1919
FOODSTUFFS Continued											
PICKLES, SAUCES AND CATSUPS.											
OLIVES IN BRINE, NOT BOTTLED. (Dutiable.)											
United Kingdom.....	Gal.	Gal.	Gal.	Gal.	Gal.	United Kingdom.....	\$	\$	\$	\$	\$
Hong Kong.....	936	1,295	1,133	1,231	647	Hong Kong.....	698	402	656	1,065	738
China.....	38	898	1,133	1,231	647	China.....	584	584	656	1,065	738
France.....	95	10	8	8	8	France.....	24	4	8	8	8
Greece.....	12,996	8,814	2,990	5,365	600	Greece.....	6,280	4,760	1,618	1,401	385
Italy.....	48	557	550	5,365	3,450	Italy.....	17	428	2,127	2,752	3,011
Spain.....	21,490	30,070	3,564	5,365	3,450	Spain.....	9,297	428	2,127	2,752	3,011
Turkey.....	90	90	90	90	90	Turkey.....	30	30	30	30	30
United States.....	19,147	39,070	29,000	12,435	11,326	United States.....	11,680	19,089	20,617	10,297	16,329
Total.....	57,750	41,652	37,337	19,403	16,023	Total.....	28,050	25,305	26,119	14,311	20,464
RECAPITULATION.											
British Empire.....	936	2,103	1,133	1,573	647	British Empire.....	698	986	656	1,262	738
Foreign Countries.....	56,814	39,549	36,204	17,830	15,376	Foreign Countries.....	27,352	24,319	25,463	13,049	19,725

No. 19—Imports for Consumption, by Articles and Countries, during Fiscal Years ended March 31, 1915-1919—*Con.*

Imported from—	1915	1916	1917	1918	1919	Imported from—	1915	1916	1917	1918	1919
United Kingdom.....	Gal. 96, 118	Gal. 67, 770	Gal. 68, 667	Gal. 68, 264	Gal. 47, 285	United Kingdom.....	\$ 129, 922	\$ 91, 053	\$ 111, 207	\$ 112, 210	\$ 102, 396
British East Indies—						British East Indies—					
India.....	33	165	66	9	293	India.....	29	145	60	29	422
British West Indies.....	2, 387	0, 212	7, 534	7, 907	5, 862	British West Indies.....	1, 993	3, 557	4, 843	6, 001	9, 331
Hong Kong.....	4, 054	1, 917	121	28	3	Hong Kong.....	1, 501	700	113	29	3
China.....	821	298	59			China.....	517	240	62		
France.....	680					France.....	13				
Germany.....	680	3, 255				Germany.....	463	2, 291	697	306	84
Italy.....	110	281	1, 137	332	101	Italy.....	46			34	
Japan.....				25		Japan.....	12				
Spain.....	5					Spain.....					
Netherlands.....						Netherlands.....					
Switzerland.....						Switzerland.....					
United States.....	72, 698	46, 610	101, 599	95, 734	71, 064	United States.....	98, 001	57, 294	131, 897	133, 693	124, 831
Total.....	177, 465	126, 419	179, 178	172, 299	126, 608	Total.....	233, 130	155, 430	248, 877	252, 702	231, 667
RECAPITULATION.											
British Empire.....	98, 898	74, 448	76, 257	76, 189	57, 440	British Empire.....	131, 855	91, 700	116, 110	118, 649	109, 749
Foreign Countries.....	78, 627	52, 271	102, 911	96, 110	73, 168	Foreign Countries.....	101, 275	60, 670	132, 767	134, 052	124, 918

SAUCES AND CATSUPS, IN BULK. (Dutiable.)

Imported from—	1915	1916	1917	1918	1919	Imported from—	1915	1916	1917	1918	1919
United Kingdom.....	Gal. 1, 879	Gal. 4, 557	Gal. 6, 166	Gal. 4, 654	Gal. 3, 191	United Kingdom.....	\$ 697	\$ 924	\$ 2, 183	\$ 2, 280	\$ 1, 518
Hong Kong.....	12, 597	4, 222	26	53		Hong Kong.....	4, 880	1, 253	9	60	
China.....	547	1, 645				China.....	83	347			
India.....	1, 175					India.....	314				
Japan.....	1, 529	156	2, 257	4, 302	2, 400	Japan.....	390	71	885	2, 108	1, 000
United States.....	26, 709	25, 833	59, 555	49, 089	18, 401	United States.....	7, 341	7, 313	15, 132	13, 725	7, 141
Total.....	44, 337	32, 413	59, 004	58, 185	23, 992	Total.....	13, 653	9, 678	18, 229	20, 173	9, 749
RECAPITULATION.											
British Empire.....	14, 377	4, 779	6, 166	4, 654	3, 191	British Empire.....	5, 516	1, 747	2, 183	2, 280	1, 518
Foreign Countries.....	29, 960	27, 634	52, 838	53, 531	20, 801	Foreign Countries.....	8, 137	7, 931	16, 046	17, 893	8, 231

Soy. (Durable.)

	Gal.	Gal. ²	Gal.	Gal.	Gal.	Gal.	Gal.	\$	\$ ²	\$	\$
United Kingdom.....	22,423	27,897	24,932	26,384	7,888	7,888	9,446	11,155	15,677		
Hong Kong.....	9,990	6,890	367	1,859	1,792	111	111	165			
China.....	56,692	61,234	47,456	66,897	19,951	21,169	21,664	23,964			
Japan.....	230	678	3,980	231	89	1,071	1,800	1,800			
United States.....											
Total.....	89,344	91,702	76,735	93,509	29,787	31,023	32,289	37,084	53,572		
RECAPITULATION.											
British Empire.....	22,423	22,900	21,932	26,384	7,888	7,888	9,446	11,155	15,677		
Foreign Countries.....	66,921	68,802	54,803	67,128	21,899	23,238	22,843	25,929	37,895		

TOTAL PICKLES, SAUCES AND CATSUPS. (Durable.)

	Gal.	Gal.	Gal.	Gal.	Gal.	Gal.	Gal.	\$	\$ ²	\$	\$
United Kingdom.....	302,459	137,042	100,913	47,671	332,446	159,968	156,248	144,951	103,328		
British East Indies—											
India.....	33	165	66	293	29	145	60	20	422		
British West Indies.....	13	1	1	1	25	5	1	1			
Hong Kong.....	42,458	36,223	49,071	41,492	17,129	14,546	19,371	23,015	28,200		
Belgium.....	20				71						
China.....	15,463	12,117	434	70	3,852	3,553	268	277	17		
France.....	2,280	1,085	967	3	2,638	1,301	990	801	6		
Germany.....	16				14						
Greece.....	12,996	18,430	2,990		6,280	6,284	1,618				
Italy.....	2,516	3,576	831	600	1,393	2,526	1,257				
Japan.....	62,196	65,628	66,947	76,743	21,817	22,921	24,958	28,410	43,126		
Netherlands.....	207				211						
Netherlands.....	78,009	49,387	80,766	79,799	42,166	29,227	35,394	36,913	36,982		
Spain.....	5				12						
Switzerland.....											
Turkey.....	151,276	138,439	283,217	189,494	157,397	104,233	218,428	215,136	296,657		
United States.....											
Total.....	689,887	462,683	586,203	436,265	565,480	335,739	458,503	449,532	418,505		
RECAPITULATION.											
British Empire.....	344,963	173,431	150,651	89,456	349,029	174,664	175,680	137,995	131,450		
Foreign Countries.....	324,924	289,252	436,152	546,809	215,851	161,075	282,823	311,537	287,055		

No. 19 —Imports for Consumption, by Articles and Countries, during Fiscal Years ended March 31, 1915-1919—Cont.

Imported from—	1915	1916	1917	1918	1919	Imported from—	1915	1916	1917	1918	1919
FOODSTUFFS—Continued.											
PROVISIONS (BUTTER, CHEESE, EGGS, LARD AND MEATS).											
Butter. (Datable.)											
	Lb.	Lb.	Lb.	Lb.	Lb.		\$	\$	\$	\$	\$
United Kingdom	66,259	64,456	2,864			United Kingdom	16,919	20,987	1,082		
British Oceania—						British Oceania—					
Australia	226,856	560		65,976	76,888	Australia	53,652	165		23,010	26,726
New Zealand	4,993,508	1,172,725	147,504	31,080	1,613,040	New Zealand	1,231,358	326,677	47,497	11,695	624,955
Hong Kong			200		11,908	Hong Kong			6		1,212
Newfoundland		40	78	80	854	Newfoundland		11	17	21	316
Denmark	840					Denmark	235				
Netherlands	315					Netherlands	79				
Norway	380					Norway	60				
Russia	130					Russia	29				
United States	1,534,332	3,072,050	846,689	337,813	203,372	United States	375,394	75,860	230,232	101,540	62,462
Total	6,822,540	4,309,831	997,335	434,949	1,439,062	Total	1,678,056	1,092,500	278,834	136,269	715,671
RECAPITULATION.											
British Empire	5,286,623	1,237,781	150,646	96,236	1,755,680	British Empire	1,302,259	346,940	48,602	34,729	653,209
Foreign Countries	1,535,917	3,072,050	846,689	337,813	203,372	Foreign Countries	375,797	745,860	230,232	101,540	62,462
Butter. (Datable.)											
	Lb.	Lb.	Lb.	Lb.	Lb.		\$	\$	\$	\$	\$
United Kingdom	35,028	16,614	14,992	100		United Kingdom	8,566	5,151	5,592		
British Oceania—						British Oceania—					
New Zealand	5,541					New Zealand	676				20
Newfoundland						Newfoundland					
Argentina Republic					3	Argentina Republic					1
Belgium	1,789	57,363	60,617	2,788	1,745	Belgium	333		1,073		
France	83,939	160	76			France	17,258	13,815	23,192	1,181	1,101
Germany	6,108	10,472				Germany	1,786	48	14		
Greece	18,877	278,086	245,729	5,818	6,893	Greece	2,209	1,108			
Italy	490,176	8,590				Italy	102,019	56,116	67,153	2,249	2,465
Netherlands	38,833	599				Netherlands	6,062	1,775			
Norway	6,097	3,019				Norway	1,197	92			
Spain						Spain					
Sweden	220					Sweden		1,040			
Total	1,000,000	1,000,000	1,000,000	1,000,000	1,000,000	Total	1,000,000	1,000,000	1,000,000	1,000,000	1,000,000

SESSIONAL PAPER No. 10b

Switzerland.....	46,853	19,660	969	8,114	4,132	288
Turkey.....	2,274	577,318	460,680	80,812	104,533	111,128
United States.....	425,560	971,821	785,221	229,094	187,873	208,440
Total.....	1,162,465	16,614	14,992	9,042	5,154	5,592
RECAPITULATION:						
British Empire.....	1,121,206	955,297	770,220	220,052	182,719	202,848
Foreign Countries.....	41,259	16,317	1,772	8,990	2,435	21
Total.....	1,162,465	971,614	772,000	229,042	185,154	202,869

Eggs. (Dutiable.)

	Dozen.	Dozen.	Dozen.	Dozen.	Dozen.	Dozen.	\$	\$	\$	\$	\$	\$
United Kingdom.....	1,143	272	25	6	337	68	28	19				
British Oceania—												
New Zealand.....	49,350	50,702	56,245	60,092	31,476	3,984	7,518	10,608				6,694
Hong Kong.....	53,098	70,697	23,417	24,242	64,800	34,256	3,591	27				12,305
China.....	233,452	20,607	2,440	20,627	99,997	618	159	4,811				35,792
Japan.....	3,600	6,578	3,400	4,136	1,538,819	950,855	770,462	928,722				627,058
United States.....	4,191,968	3,655,703	2,936,776	4,136,485	1,538,819	770,462	928,722	1,488,769				
Total.....	4,534,611	3,783,952	3,038,843	4,274,452	1,755,122	786,100	942,278	1,504,234				681,849
RECAPITULATION:												
British Empire.....	103,501	50,974	56,310	60,098	31,476	3,984	7,518	10,627				6,694
Foreign Countries.....	4,431,020	3,732,978	2,982,533	4,214,354	1,723,646	780,048	934,760	1,493,607				675,155

Lard. (Dutiable.)

	Lb.	Lb.	Lb.	Lb.	Lb.	Lb.	\$	\$	\$	\$	\$	\$
United Kingdom.....	4,803	28	1,130	170	37,439	648	241	14				
Hong Kong.....	13	132	3,069	7				7,075
China.....				136
France.....	4,552	1,080	624	3
Germany.....	694,327	5,101,343	2,529,388	1,399,297	694,401	74,772	381,740	288,141				144,850
United States.....	703,882	5,101,384	2,530,640	1,401,147	644,969	76,044	381,988	288,412				152,381
Total.....	4,803	28	1,262	170	37,439	648	248	14				7,075
RECAPITULATION:												
British Empire.....	699,079	5,101,356	2,529,388	1,400,977	607,530	75,396	381,740	288,398				145,306
Foreign Countries.....

LARD COMPOUND AND SIMILAR SUBSTANCES, COTOLENE AND ANIMAL STEARINE OF ALL KINDS, N.O.F. (Dutiable.)

	Lb.	Lb.	Lb.	Lb.	Lb.	Lb.	\$	\$	\$	\$	\$	\$
United Kingdom.....	574,550	2,109	15,934	51,291	219	2,061
Hong Kong.....	160
China.....	28,034	13,386	5,865	2,790
France.....	1,120	118
Germany.....	1,933,657	2,253,060	1,979,227	2,560,983	2,115,997	172,712	279,361	169,730				101,986
United States.....
Total.....	2,533,307	2,268,501	1,995,321	2,560,983	2,115,997	229,886	281,433	469,730				401,986
RECAPITULATION:												
British Empire.....	570,550	2,109	16,094	51,291	219	2,072
Foreign Countries.....	1,962,808	2,266,452	1,979,227	2,560,983	2,115,997	178,095	279,361	469,730				401,986

No. 19—Imports for Consumption, by Articles and Countries, during Fiscal Years ended March 31, 1915-1919—Con.

Imported from—	1915	1916	1917	1918	1919	Imported from—	1915	1916	1917	1918	1919
United Kingdom.....						United Kingdom.....					
United States.....						United States.....					
Total.....						Total.....					
RECAPITULATION.						RECAPITULATION.					
British Empire.....						British Empire.....					
Foreign Countries.....						Foreign Countries.....					

FOODSTUFFS—Continued.

PROVISIONS (BUTTER, CHEESE, EGGS, LARD AND MEATS).—Continued.

OLEOMARGARINE. (Free.)

MEATS—BACON AND HAMS, SHOULDERS AND SIDES, CURED (Dutiable.)

	Lb.	Lb.	Lb.	Lb.	Lb.		\$	\$	\$	\$	\$
United Kingdom.....	13,227	2,895	488			United Kingdom.....	2,875	651	273		
British Oceania—						British Oceania—					
Australia.....	895					Australia.....	156				
Hong Kong.....	3,726	3,700	3,009	6,064	3,265	Hong Kong.....	800	539	527	1,422	1,150
Newfoundland.....				5,530		Newfoundland.....				1,544	
China.....	468	110	74	119		China.....	89	21	16	25	
Italy.....	62					Italy.....	12				
Japan.....		250			176	Japan.....		26			39
United States.....	1,493,708	1,714,817	13,799,249	3,373,829	1,192,377	United States.....	239,551	343,316	2,139,463	728,820	270,367
Total.....	1,512,086	2,721,682	13,803,320	3,381,533	1,195,818	Total.....	243,433	344,553	2,160,309	732,020	271,556
RECAPITULATION.						RECAPITULATION.					
British Empire.....	17,848	6,595	3,997	11,594	3,265	British Empire.....	3,831	1,190	800	3,166	1,150
Foreign Countries.....	1,494,238	2,715,177	13,799,323	3,373,939	1,192,553	Foreign Countries.....	239,652	343,363	2,139,509	728,854	270,406

MEATS—BEEF, FRESH, CHILLED OR FROZEN. (Dutiable.)

	Lb.	Lb.	Lb.	Lb.	Lb.		\$	\$	\$	\$	\$
United Kingdom.....						United Kingdom.....					
British Oceania—						British Oceania—					
Australia.....	318,921					Australia.....	92,488				
New Zealand.....	296,069					New Zealand.....	21,512				
Newfoundland.....					105	Newfoundland.....					

SESSIONAL PAPER No. 106

United States.....	156,305	4,252,387	4,888,534	12,688,745	1,615,748	United States.....	26,800	374,499	508,717	1,788,061	299,066
Total.....	771,295	4,252,387	4,888,534	12,688,745	1,615,853	Total.....	70,830	374,499	508,717	1,788,061	299,084
RECAPITULATION.											
British Empire.....	614,990				105	British Empire.....	44,030				18
Foreign Countries.....	156,305	4,252,387	4,888,534	12,688,745	1,615,748	Foreign Countries.....	26,800	374,499	508,717	1,788,061	299,066

MEATS—BEEF, SALTED, IN BARRELS. (Dutiable.)

United Kingdom.....	Lb.	Lb.	Lb.	Lb.	Lb.	United Kingdom.....	\$	\$	\$	\$	\$
Hong Kong.....	5,861	400				Hong Kong.....	517				832
Newfoundland.....	1,570	5,150	1,475	9,400	1,800	Newfoundland.....	175		166		475
Norway.....	1,600	1,600		2,675	1,800	Norway.....	12				170
United States.....	1,005,010	5,083,739	6,737,273	689,500	273,970	United States.....	78,944	470,872	737,301	93,542	37,743
Total.....	1,012,641	5,090,889	6,738,748	701,575	275,860	Total.....	79,648	471,567	737,467	94,849	38,124
RECAPITULATION.											
British Empire.....	7,431	5,550	1,475	12,075	1,800	British Empire.....	682		166		1,307
Foreign Countries.....	1,005,210	5,085,339	6,737,273	689,500	273,970	Foreign Countries.....	78,956	471,042	737,301	93,542	37,743

MEATS—CANNED, AND CANNED POULTRY AND GAME. (Dutiable.)

United Kingdom.....	Lb.	Lb.	Lb.	Lb.	Lb.	United Kingdom.....	\$	\$	\$	\$	\$
British East Indies—	1,010,340					British East Indies—	173,600				
Straits Settlements.....						Straits Settlements.....					1
British Oceania—						British Oceania—					
Australia.....	89,710	3,600	11,535	77,020	166	Australia.....	10,143	480	1,726	17,003	53
New Zealand.....	19,151			2,016	360	New Zealand.....	2,366			117	477
Hong Kong.....	2,511	1,712	4,551	2,572	2,353	Hong Kong.....	501	233	811	708	929
Newfoundland.....	30	24	50			Newfoundland.....	8	7			
Argentine Republic.....	28,800	4,800		77,678	4,800	Argentine Republic.....	3,686	973		20,050	1,030
Belgium.....	1,292				47	Belgium.....	47				
China.....	1,000	185	40		205	China.....	205	31			
France.....	17,906	2,324	5,406	2,141	328	France.....	4,407	1,072	1,577	1,441	155
St. Pierre and Miquelon.....	1,522					St. Pierre and Miquelon.....	27				
Germany.....	1,879	225	100			Germany.....	326	74	15		
Japan.....	8,552	5,545	11,427	17,696	6,332	Japan.....	3,949	599	1,349	2,797	1,418
Netherlands.....			160			Netherlands.....			36		
Sweden.....	100				220	Sweden.....	27				55
Switzerland.....						Switzerland.....					
United States.....	283,884	189,245	321,580	393,745	453,728	United States.....	46,610	30,900	64,675	80,066	98,616
Uruguay.....	8,211			45,334	61,680	Uruguay.....	1,415			20,746	10,817
Total.....	1,466,556	306,205	542,240	620,042	531,463	Total.....	244,346	68,875	124,566	144,146	113,495
RECAPITULATION.											
British Empire.....	1,115,732	93,931	203,524	83,228	4,535	British Empire.....	186,618	25,226	58,871	19,001	1,459
Foreign Countries.....	350,824	212,274	338,716	696,814	526,808	Foreign Countries.....	57,728	33,649	67,095	125,145	112,036

No. 19—Imports for Consumption, by Articles and Countries, during Fiscal Years ended March 31, 1915-1919—*Con.*

Imported from	1915	1916	1917	1918	1919	Imported from—	1915	1916	1917	1918	1919
FOODSTUFFS—Continued.											
PROVISIONS (BUTTER, CHEESE, EGGS, LARD AND MEATS)—Continued.											
MEATS, DRIED OR SMOKED, AND MEATS PRESERVED IN ANY OTHER WAY THAN SALTED OR PICKLED, S.O.P. (Deductible.)											
	Lb.	Lb.	Lb.	Lb.	Lb.		\$	\$	\$	\$	\$
United Kingdom	2,316	593	853	United Kingdom	500	158	275
Hong Kong	67,414	43,451	81,080	79,169	Hong Kong	19,701	9,569	21,522	35,554	32,503
Belgium	6	Belgium	2
China	3,475	7,429	786	573	75	China	708	1,387	143	127	28
France	30	France	5
Germany	170	Germany	34
Italy	1,465	Italy	472
Japan	2	Japan	1
Sweden	61	Sweden	15
United States	616,909	871,841	791,702	425,056	325,013	United States	134,979	150,169	169,069	123,546	115,425
Total	721,836	923,319	874,421	522,484	691,257	Total	155,416	191,284	191,069	150,227	147,366
RECAPITULATION.											
British Empire	69,700	44,044	81,933	96,855	79,169	British Empire	20,201	9,727	21,797	35,554	32,503
Foreign Countries	652,676	879,275	792,488	425,629	325,088	Foreign Countries	135,215	151,557	169,272	123,673	115,453

MEATS, EXTRACTS OF, AND FLUID BEEF NOT MEDICATED, AND SAUCES OF ALL KINDS. (Deductible.)

Imported from	1915	1916	1917	1918	1919	Imported from—	1915	1916	1917	1918	1919
MEATS, EXTRACTS OF, AND FLUID BEEF NOT MEDICATED, AND SAUCES OF ALL KINDS. (Deductible.)											
	\$	\$	\$	\$	\$		\$	\$	\$	\$	\$
United Kingdom	182,604	136,465	302,041	72,247	18,513	United Kingdom	17
British Oceania	British Oceania
Australia	110	37	Australia
British West Indies	3	British West Indies
Hong Kong	47	101	53	77	Hong Kong	6,631	3,734	3,872	1,651
Argentina Republic	5,765	1,479	32,573	Argentina Republic	293,250	320,377	473,885	535,047	542,544
Belgium	184	Belgium
China	291	China
France	4,135	France
Germany	3,312	811	99	6	Germany
Japan	223	223	191	451	Japan
Total	Total	472,204	691,034	781,696	671,396	682,855
RECAPITULATION.											
British Empire	182,604	136,465	302,041	72,247	18,513	British Empire	182,604	136,465	302,179	72,300	18,588
Foreign Countries	223	223	191	451	Foreign Countries	289,590	325,419	479,517	599,096	664,267

SESSIONAL PAPER No. 106

MEATS—MUTTON AND LAMB, FRESH, CHILLED OR FROZEN. (Dutiable.)

	Lb.	Lb.	Lb.	Lb.	Lb.	Lb.	Lb.	\$	\$	\$	\$
United Kingdom											
British Oceania—											
Australia	491,250	126,500		152,850	1,143			34,630	9,639		16,338
New Zealand	4,970	403,165		403,165	4,230,334			347			530,100
United States	2,955,592	2,715,338	2,458,104	1,742,606	1,696,612			335,933	325,217	360,972	353,477
Total	3,451,812	2,841,838	2,458,104	2,298,630	5,928,089			370,330	334,856	360,972	913,870
RECAPITULATION.											
British Empire	196,220	126,500		556,024	4,231,477			34,397	9,639		62,744
Foreign Countries	2,955,592	2,715,338	2,458,104	1,742,606	1,696,612			335,933	325,217	360,972	353,477

MEATS—PORK, BARRELLED IN BRINE. (Dutiable.)

	Lb.	Lb.	Lb.	Lb.	Lb.	Lb.	Lb.	\$	\$	\$	\$
United Kingdom											
Hong Kong	6,850	625						693	76		1,141
Newfoundland	3,200	8,925	2,370	12,092	5,205			388	971	307	1,114
Norway	100	200						10	17		1,829
United States	8,465,088	17,703,561	21,200,088	10,662,045	11,180,719			817,128	1,732,354	2,919,236	2,432,286
Total	8,475,605	17,713,311	21,202,458	10,680,242	11,187,399			818,304	1,733,418	2,919,543	2,434,115
RECAPITULATION.											
British Empire	10,417	9,550	2,370	18,197	6,680			1,166	1,047	307	1,829
Foreign Countries	8,465,188	17,703,761	21,200,088	10,662,045	11,180,719			817,138	1,732,371	2,919,236	2,432,888

MEATS—PORK, FRESH, CHILLED OR FROZEN. (Dutiable.)

	Lb.	Lb.	Lb.	Lb.	Lb.	Lb.	Lb.	\$	\$	\$	\$
United Kingdom											
British Oceania—											
New Zealand	23,900	35,070,176	59,168,239	4,220	20,700			3,107	4,119,177	9,573,003	3,692
United States					3,495,320						809,574
Total	23,900	35,070,176	59,168,239	74,209,545	3,516,020			3,107	4,119,177	9,573,003	813,266
RECAPITULATION.											
British Empire				4,220	20,700						3,692
Foreign Countries	23,900	35,070,176	59,168,239	74,205,325	3,495,320			3,107	4,119,177	9,573,003	809,574

MEATS—POULTRY AND GAME, N.O.F. (Dutiable.)

	\$	\$	\$	\$	\$	\$	\$	\$	\$	\$	\$
United Kingdom											
British Oceania—											
Australia	7,164	1,055	983	107	50			104			23
New Zealand	2,575	966	160	2,575	7,914			69,494	47,775	30,794	27,301
Egypt and Sudan	1,881	546									
Hong Kong					66						
Newfoundland	8,845	4,261	10,581	11,885	16,683			90,712	55,051	42,606	51,971
China					2						
Egypt and Sudan	500	441	20	99				20,477	6,835	11,792	24,647
Total	137							70,233	48,216	30,314	27,324

No. 19—Imports for Consumption, by Articles and Countries, during Fiscal Years ended March 31, 1915-1919—*Con.*

Imported from—	1915	1916	1917	1918	1919	Imported from—	1915	1916	1917	1918	1919
FOODSTUFFS—Continued.											
PROVISIONS (BUTTER, CHEESE, EGGS, LARD AND MEATS.)—Concluded.											
MEATS—OTHER, FRESH, CHILLED OR FROZEN. (Dutiable.)											
	Lb.	Lb.	Lb.	Lb.	Lb.		\$	\$	\$	\$	\$
United Kingdom.....	54	527	593			United Kingdom.....	3	121	84		
British Oceania—						British Oceania.....					
Australia.....	165,909	49,552	105			Australia.....	13,218	3,251	6		
New Zealand.....	46,126	35,653	4,571	2,320	7,385	New Zealand.....	2,555	2,117	277	117	814
Hong Kong.....	90	90	180			Hong Kong.....	61	12	61		
United States.....	423,081	711,483	829,458	1,287,500	320,840	United States.....	63,477	88,151	110,547	237,940	49,506
Total.....	633,770	788,395	834,907	1,289,720	328,223	Total.....	79,053	93,652	110,980	238,057	41,320
RECAPITULATION.											
British Empire.....	211,750	76,822	5,449	2,220	7,383	British Empire.....	15,576	5,501	433	117	814
Foreign Countries.....	423,081	711,483	829,458	1,287,500	320,840	Foreign Countries.....	63,477	88,151	110,547	237,940	49,506
MEATS—OTHER, SALTED. (Dutiable.)											
	Lb.	Lb.	Lb.	Lb.	Lb.		\$	\$	\$	\$	\$
United Kingdom.....	41,870					United Kingdom.....	3,607				
Hong Kong.....	2,710	1,503		7,472	545	Hong Kong.....	579	258	901	1,691	180
Newfoundland.....	200		2,925			Newfoundland.....	23				
China.....	6,780	471				China.....	1,672	51			
France.....	110					France.....	42				
Italy.....	182	1,133				Italy.....	22	352			
United States.....	447,692	8,985,425	57,672,801	1,298,197	499,501	United States.....	82,960	1,020,273	9,104,032	254,445	97,479
Total.....	499,562	8,988,532	57,675,726	1,305,669	500,047	Total.....	88,905	1,020,934	9,104,933	256,136	97,659
RECAPITULATION.											
British Empire.....	44,798	1,503	2,925	7,472	546	British Empire.....	4,209	258	901	1,691	180
Foreign Countries.....	454,764	8,987,029	57,672,801	1,298,197	499,501	Foreign Countries.....	84,696	1,020,676	9,104,032	254,445	97,479
TOTAL MEATS. (Dutiable.)											
	\$	\$	\$	\$	\$		\$	\$	\$	\$	\$
United Kingdom.....	371,563	163,002	357,983	73,526	18,563	Germany.....	3,806	74	15		
British East Indies—						Italy.....	506	352			
Straits Settlements.....				1		Japan.....	1,291	849	1,580	3,276	2,318
British Oceania—						Netherlands.....			36		
Australia.....	82,610	14,446	1,929	35,916	8,290	Norway.....		187			
New Zealand.....	28,511	2,063	277	47,358	535,083	Sweden.....	59				
British West Indies.....	3					Switzerland.....	6,031	3,734	3,872	1,709	

No. 19—Imports for Consumption, by Articles and Countries, during Fiscal Years ended March 31, 1915-1919—Con.

Imported from—	1915	1916	1917	1918	1919	Imported from—	1915	1916	1917	1918	1919
United Kingdom.....	Cwt. 983,965	Cwt. 918,673	Cwt. 1,065,115	Cwt. 1,154,470	Cwt. 700,395	United Kingdom.....	\$ 297,314	\$ 348,177	\$ 581,975	\$ 518,972	
British West Indies.....	232,107	420,020	262,803	481,285	700,395	British West Indies.....	36,853	24,892	80,599		
Barbados.....						Barbados.....					
Belize.....						Belize.....					
Trinidad and Tobago.....						Trinidad and Tobago.....					
Other.....	700	6,777	49,484	6,768	308,726	Other.....	1,615	12,378	4,769	47,421	
France.....					18,736	France.....					11,921
St. Pierre and Miquelon.....		2,240	1,000			St. Pierre and Miquelon.....		896	1,150		
Italy.....	138,776	54,800	3,360			Italy.....	2,890	2,824			
Japan.....						Japan.....					
Netherlands.....						Netherlands.....					
Dutch East Indies.....		1,596	47,406	19,379		Dutch East Indies.....	152	7,839	2,265		
Portugal.....	379,554	410,865	479,045	323,505	631,580	Portugal.....	2,426	49,030	33,481	56,976	
Spain.....	245,827	267,190	283,420	280,856	236,625	Spain.....	52,314	63,888	109,846	154,301	
United States.....						United States.....	69,905				
Total.....	1,980,919	2,103,357	2,285,633	2,306,703	1,899,062	Total.....	364,850	388,298	556,136	837,300	755,301
RECAPITULATION.						RECAPITULATION.					
British Empire.....	1,216,792	1,345,470	1,568,402	1,642,523	1,027,857	British Empire.....	268,883	265,782	385,447	667,343	577,114
Foreign Countries.....	764,127	757,887	917,231	723,710	871,205	Foreign Countries.....	105,967	122,516	170,689	190,017	178,187

SALT IN BULK, N. O. P. [Dutiable. (Free under Preferential.)]

10 GEORGE V, A. 1920

United Kingdom.....	Brazil.....	Italy.....	Spain.....	United States.....	Total.....	RECAPITULATION.	British Empire.....	Foreign Countries.....
Cwt. 367	3,340	7,840	543,456	546,696	539,980	United Kingdom.....	2,509	2,509
						Brazil.....	714,733	714,733
						Italy.....	906,734	906,734
						Spain.....	906,734	906,734
						United States.....	906,734	906,734
						Total.....	3,613	3,613
						RECAPITULATION.	3,613	3,613
						British Empire.....	3,613	3,613
						Foreign Countries.....	3,613	3,613

No. 19—Imports for Consumption, by Articles and Countries, during Fiscal Years ended March 31, 1915-1919—*Con.*

Imported from—	1915	1916	1917	1918	1919	Imported from—	1916	1917	1918	1919
United Kingdom.....	\$ 82,571	\$ 73,217	\$ 34,034	\$ 30,315	\$ 17,502	Netherlands.....	\$ 81,431	\$ 1,298	\$ 244,376	\$ 292,084
British Africa, South.....	1,461	United States.....	196,662
British Oceania—	Total.....	174,445	263,714	309,462	372,115
Australia.....	5,090	9,690	87	365	30,443	REGULATION.
New Zealand.....	4,042	7,938	30,499	34,406	102,849	British Empire.....	90,852	65,751	65,086	151,049
Hong Kong.....	3	9	63	285	Foreign Countries.....	81,431	197,960	241,376	221,094
China.....	19,040					
Germany.....	814					

FOODSTUFFS—Continued.

SAUSAGE CASINGS, N. O. P. (Datable.)

SPICES.

NUTMEGS AND MACE, Whole or Unground. (Datable.)

Imported from—	Lb.	Lb.	Lb.	Lb.	Lb.	Lb.	Lb.	Lb.	Lb.	Lb.	\$	\$	\$	\$	\$	\$
United Kingdom.....	90,239	64,410	26,249	9,989	4,930	United Kingdom.....	\$ 12,247	\$ 8,556	\$ 5,398	\$ 1,186	\$ 1,018					
British East Indies—	British East Indies—					
Ceylon.....	5,033	Ceylon.....	674	749					
India.....	6,326	10,620	3,471	5,134	5,402	Straits Settlements.....	1,341	998	613	945	927					
Other.....	3,367	Other.....					
British West Indies.....	76,112	128,533	118,382	191,514	British West Indies.....	8,298	12,618	19,810	27,963	657					
Barbados.....	Barbados.....					
Jamaica.....	2,618	Jamaica.....					
Trinidad and Tobago.....	Trinidad and Tobago.....					
Other.....	96,606	Other.....					
France.....	20	France.....					
Germany.....	230	Germany.....	134					
Japan.....	1,500	Japan.....	67					
Netherlands.....	2,432	Netherlands.....	673					
United States.....	25,298	44,686	50,493	51,907	69,937	United States.....	3,739	5,334	10,829	9,514	15,412					
Total.....	216,179	248,279	228,395	264,064	182,860	Total.....	27,173	27,735	37,242	40,689	37,371					
REGULATION.	REGULATION.					
British Empire.....	186,710	203,563	178,402	213,057	112,933	British Empire.....	22,500	22,172	26,422	31,115	21,962					
Foreign Countries.....	29,469	44,716	50,433	51,007	69,937	Foreign Countries.....	4,613	5,563	10,829	9,541	15,412					

SESSIONAL PAPER No. 106

NUMBERS AND MAKE, GROUND. (Dutiable.)

	Lb.	Lb.	Lb.	Lb.	Lb.	Lb.	Lb.	Lb.	Lb.	\$	\$	\$	\$	\$
United Kingdom	1,720													
British East Indies—														
Straits Settlements		334								28				
British West Indies			1,370								114			
Barbados														
Jamaica														
Trinidad and Tobago					269									135
Other	9,876	5,663	1,773	1,627	2,072					1,885	609			898
United States										1,913				135
Total	11,596	5,937	3,152	1,627	2,341					3,569	609			1,033
RECAPITULATION.														
British Empire	1,720	334	1,379		269					28				135
Foreign Countries	9,876	5,603	1,773	1,627	2,072					1,855	609			898

GINGER AND SPICES, N.O.P., USGROUNDED. (Dutiable.)

	Lb.	Lb.	Lb.	Lb.	Lb.	Lb.	Lb.	Lb.	Lb.	\$	\$	\$	\$	\$
United Kingdom	670,207													
British Africa, East	34,548									63,403				5,186
British Africa, West										8,202				1,298
British East Indies—														
Ceylon				970										
India	486,009	408,423	101,461	101,865	13,046					41,908				1,740
Straits Settlements	386,398	792,789	876,032	882,814	97,830					68,952				16,102
Other	28,401	13,366	18,970	18,214	1,351,320					14,109				228,008
British West Indies	364,718	240,859	201,171	431,316	555,824					2,107				1,166
Jamaica	132,391	67,624	101,587	123,180	94,065					13,336				18,195
Hong Kong	253,233	192,808	60,327	17,745	260,657					4,275				5,441
China		40		291						7,826				9,500
France	2,604													63
Germany	12,043	4,454	8,065	12,767	1,226					111				188
Italy	43,062	67,477	131,136	283,927	296,294					1,111				1,007
Mexico	10,310			36						2,625				17,765
Netherlands	13,401									1,365				22,566
Dutch East Indies	13,639									1,309				3
Spain	720,678	1,113,161	1,536,943	1,034,334	66,485					1,279				49,408
United States					787,700					77,768				153,538
Total	3,450,862	3,804,817	4,002,995	3,339,000	3,574,646					297,777	380,147			446,248
RECAPITULATION.														
British Empire	2,377,732	2,426,777	2,245,141	1,691,276	2,462,281					204,273	250,801			223,705
Foreign Countries	1,073,130	1,378,040	1,757,854	1,647,724	1,412,365					93,504	138,343			222,543

No. 19—Imports for Consumption, by Articles and Countries, during Fiscal Years ended March 31, 1915-1919—Cont.

Imported from—	1915	1916	1917	1918	1919	Imported from—	1915	1916	1917	1918	1919
FOODSTUFFS—Continued.											
SPICES— <i>Continued.</i>											
GINGER AND SPICES, S.O.F., GROUND. (Dutiable.)											
United Kingdom	24,611	19,384	12,168	4,303	4,101	United Kingdom	6,896	4,453	4,501	1,723	2,134
British East Indies—	1,125					British East Indies—	136				
India	677	810	816	946	996	India	75	97	72	170	312
Straits Settlements	441	40	55	283	1	Straits Settlements	191	3	1	7	
Hong Kong	34	279	279	59	32	Hong Kong	117	107	112	14	
China	253	103	5,300	2,755	6,081	China	5	539	585	403	9
France	9,129	5,311	56,307	88,073	57,953	France	1,090	13,619	10,071	15,893	15,267
Japan	543					Japan	60				
Spain	108,107	101,879	75,345	96,441	69,783	Spain	21,839	18,804	15,380	18,211	19,541
Turkey						Turkey	30,134				
United States						United States					
Total	144,973	20,194	12,984	3,253	3,007	Total	6,907	4,550	4,573	1,804	2,336
RECAPITULATION.											
British Empire	118,599	81,685	62,361	91,191	61,686	British Empire	53,227	11,314	10,807	16,317	17,208
Foreign Countries						Foreign Countries					

TOTAL SPICES. (Dutiable.)											
United Kingdom	801,777	952,470	920,154	161,423	56,830	United Kingdom	82,566	103,565	126,010	29,250	8,338
British Africa, East	94,518	35,069	1,189			British Africa, East	8,292	3,180	68	1,298	
British Africa, West						British Africa, West					
British East Indies—				970		British East Indies—					
Ceylon					13,046	Ceylon					
India	492,167	408,423	101,464	107,285	97,830	India	42,808	42,955	13,534	17,866	16,102
Straits Settlements	691,724	803,743	879,503	887,952	1,358,722	Straits Settlements	79,293	96,245	114,201	131,787	228,935
Other	28,461	13,366	18,970	3,367		Other	2,107	1,478	1,106	67,543	697
British West Indies	440,830	369,432	353,923	625,830		British West Indies	23,634	28,160	38,119		
Barbados						Barbados					
Jamaica					558,442	Jamaica					51,871
Trinidad and Tobago					96,875	Trinidad and Tobago					18,728
Other	133,068	68,434	162,403	123,126	95,461	Other	4,350	2,051	6,905	9,000	5,643
Hong Kong	441					Hong Kong	104				
Austria-Hungary	255,257	192,948	60,582	18,028	200,657	Austria-Hungary	7,827	4,891	2,835	676	9,500
China						China					

SESSIONAL PAPER No. 10b

France.....	253	271	279	291	117	112	63
Germany.....	2,843	4,454	8,065	12,757	245	381	1,097
Italy.....	12,043	67,580	131,376	280,346	1,111	2,697	17,779
Japan.....	46,075	10,310	15,833	30	1,485	1,972	3
Mexico.....	10,310	13,699	9,179	293,610	1,279	60	49,408
Netherlands.....	15,833	9,179	6,663	2,755	1,090	589	1,432
Dutch East Indies.....	13,699	5,511	6,663	6,681	1,090	705	403
Spain.....	9,179	5,511	6,663	6,681	1,090	705	403
Turkey.....	543	1,239,280	1,665,516	1,175,911	106,706	180,728	179,584
United States.....	863,959	4,160,912	4,310,087	3,701,135	358,653	437,659	505,757
Total.....	3,823,610	4,160,912	4,310,087	3,829,630	358,653	437,659	505,757
RECAPITULATION.							
British Empire.....	2,592,575	2,650,868	2,437,006	1,909,586	233,960	277,554	256,744
Foreign Countries.....	1,231,035	1,510,044	1,872,431	1,791,549	124,693	160,105	249,013

SUGAR AND MOLASSES.

GLUCOSE OR GRAPE SUGAR, GLUCOSE SYRUP AND CORN SYRUP OR ANY SYRUPS CONTAINING ANY ADMIXTURE THEREOF. (Dutiable.)

United Kingdom.....	Lb.	Lb.	Lb.	Lb.	Lb.	\$	\$	\$	\$
United Kingdom.....	36,201	11,960	712	2,400	70	1,812	849	70	
Hong Kong.....	100								
France.....	764	324	378	2,495	2,768	3	24	27	113
Japan.....	4,389,370	3,275,684	3,448,982	4,781,918	2,581,498	44	96,794	126,003	275,768
United States.....	4,429,435	3,290,908	3,450,072	4,786,813	2,584,316	116,672	97,667	126,100	151,487
Total.....	36,201	14,960	712	2,400	70	118,531	97,667	126,100	276,046
RECAPITULATION.									
British Empire.....	36,201	14,960	712	2,400	70	1,812	849	70	113
Foreign Countries.....	4,390,234	3,276,008	3,449,360	4,784,413	2,584,266	116,719	96,818	126,030	275,933

MAPLE SUGAR AND MAPLE SYRUP. (Dutiable.)

United Kingdom.....	Lb.	Lb.	Lb.	Lb.	Lb.	\$	\$	\$	\$
United Kingdom.....	20,564	2,400	354	68	68	2,099	145	9	5
Hong Kong.....	20,564	5,756	6,632	6,510	3,650	2,099	588	679	811
United States.....	20,564	8,156	7,006	6,578	3,650	2,099	733	688	736
Total.....	20,564	16,212	14,052	13,156	7,360	6,297	1,466	1,366	1,542
RECAPITULATION.									
British Empire.....	20,564	2,400	354	68	68	2,099	145	9	5
Foreign Countries.....	20,564	5,756	6,632	6,510	3,650	2,099	588	679	811

No. 19—Imports for Consumption, by Articles and Countries, during Fiscal Years ended March 31, 1915-1919—*Con.*

Imported from—	1915	1916	1917	1918	1919	Imported from—	1915	1916	1917	1918	1919
FOODSTUFFS—Continued.											
SUGAR AND MOLASSES—Continued.											
MOLASSES OF CANE, TESTING BY THE POLARISCOPE UNDER 35 DEGREES BUT NOT LESS THAN 20 DEGREES. [Dutiable. (Free under Preferential.)]											
United Kingdom.....	Gal.	Gal.	Gal.	Gal.	Gal.	United Kingdom.....	\$	\$	\$	\$	\$
Cuba.....	296,633	599,033	122,717	143,642	491,874	Cuba.....	24,591	48,374	21,812	39,602	129,364
United States.....	296,633	599,033	122,717	143,642	497,291	United States.....	24,591	48,374	21,812	39,602	130,274
Total.....	593,266	1,198,066	245,434	287,284	989,165	Total.....	49,182	96,748	43,624	79,204	259,638
RECAPITULATION.											
British Empire.....	296,633	599,033	122,717	143,642	497,291	British Empire.....	24,591	48,374	21,812	39,602	130,274
Foreign Countries.....						Foreign Countries.....					
MOLASSES PRODUCED IN THE PROCESS OF THE MANUFACTURE OF CANE SUGAR FROM THE JUICE OF THE CANE WITHOUT ANY ADMIXTURE WITH ANY OTHER INGREDIENT, WHEN IMPORTED DIRECT FROM THE PLACE OF PRODUCTION, OR ITS SHIPPING PORT, IN THE ORIGINAL PACKAGE IN WHICH IT WAS PLACED AT THE POINT OF PRODUCTION AND NOT AFTERWARDS SUBJECTED TO ANY PROCESS OF TREATING OR MIXING, TESTING BY POLARISCOPE NOT LESS THAN 35 DEGREES NOR MORE THAN 56 DEGREES. (Dutiable.)											
United Kingdom.....	Gal.	Gal.	Gal.	Gal.	Gal.	United Kingdom.....	\$	\$	\$	\$	\$
British West Indies.....	15,592	22,075	6,700	100	16,957	British West Indies.....	2,337	6,864	2,487	29	10,054
Barbados.....						Barbados.....					
Jamaica.....						Jamaica.....					
Trinidad and Tobago.....						Trinidad and Tobago.....					
Other.....					115	Other.....					72
Newfoundland.....	1,257			2,013	6,875	Newfoundland.....	339			605	2,310
Cuba.....					10,137	Cuba.....					2,310
San Domingo.....					108,832	San Domingo.....					2,310
United States.....	19,020	68,601	56,125	18,494	108,832	United States.....	3,765	15,952	18,586	8,191	51,055
Porto Rico.....			35		20	Porto Rico.....			14		1,065
Total.....	35,869	90,676	62,861	20,607	292,464	Total.....	6,441	22,816	21,087	8,876	68,780
RECAPITULATION.											
British Empire.....	16,849	22,075	6,700	100	16,581	British Empire.....	2,076	6,864	2,487	29	10,126
Foreign Countries.....	19,020	68,601	56,161	20,507	185,883	Foreign Countries.....	3,765	15,952	18,600	8,856	58,654
MOLASSES, TESTING OVER 56 DEGREES AND NOT MORE THAN 75 DEGREES BY THE POLARISCOPE. (Dutiable.)											
United Kingdom.....	Lb.	Lb.	Lb.	Lb.	Lb.	United Kingdom.....	\$	\$	\$	\$	\$
United States.....					109,332	United States.....			2,223		3,021
Total.....					109,332	Total.....			2,223		3,021
RECAPITULATION.											
British Empire.....					109,332	British Empire.....			2,223		3,021
Foreign Countries.....						Foreign Countries.....					

SESSIONAL PAPER No. 10b

MOLASSES TESTING NOT MORE THAN 56 DEGREES BY THE POLARISCOPE, THE PRODUCE OF ANY BRITISH COUNTRY ENTITLED TO THE BENEFITS OF THE BRITISH PREFERENTIAL TARIFF, WHEN PRODUCED FROM SUGAR CANE AND IMPORTED DIRECT BY SHIP FROM THE COUNTRY OF PRODUCTION, OR FROM ANY BRITISH COUNTRY, IN THE ORIGINAL PACKAGE IN WHICH IT WAS PLACED AT THE POINT OF PRODUCTION, AND NOT AFTERWARDS SUBJECTED TO ANY PROCESS OF TREATING OR MIXING. (Free.)

	Gal.	Gal.	Gal.	Gal.	Gal.	Gal.	Gal.	Gal.	\$	\$	\$	\$
United Kingdom	2,205								331			
Bermuda		225										105
British Guiana		105									63	
British West Indies	7,312,461	3,853,635	5,903,254	4,918,784	4,918,784	105			1,283,915	976,333	1,800,833	1,969,263
Barbados						5,689,026						3,177,986
Jamaica		20,956										10,947
Trinidad and Tobago		66,589										38,179
Other						63,015						31,679
Newfoundland		1,942								769		
Total	7,314,669	3,855,577	5,903,281	4,918,889	4,918,889	5,819,561			1,284,246	977,102	1,800,833	1,969,356
REGULATION.												
British Empire	7,314,669	3,855,577	5,903,281	4,918,889	4,918,889	5,819,561			1,284,246	977,102	1,800,833	1,969,356
Foreign Countries												

MOLASSES AND SYRUPS OF ALL KINDS, THE PRODUCT OF THE SUGAR CANE OR BEET, N.O.P., AND ALL IMITATIONS THEREOF OR SUBSTITUTES THEREOF. (Dutiable.)

	Lb.	Lb.	Lb.	Lb.	Lb.	Lb.	Lb.	Lb.	\$	\$	\$	\$
United Kingdom	653,187	479,416	174,912	6,271					32,985	26,698	14,207	462
British Guiana		34,000								2,094		
British West Indies		25	37,919							1	1,104	
Hong Kong	314	160	1,028	208	1,014				17	7	40	99
Newfoundland		435	6,801	2,480	4,516					8	246	109
Cuba				4,858								133
Denmark	20								1			
Danish West Indies	2,860								30			
Greece	2,716,552	2,531,716	4,620,778	4,541,166	5,857,389				56,707	49,554	117,105	172,360
United States												
Total	3,372,433	3,045,752	4,810,271	4,554,983	5,862,919				89,740	78,362	132,792	173,075
REGULATION.												
British Empire	653,501	514,033	219,493	8,459	5,530				33,002	28,808	15,597	582
Foreign Countries	2,719,432	2,531,716	4,620,778	4,546,024	5,857,389				56,738	49,554	117,105	172,493

SUGAR CANE, SUTTERED. (Dutiable.)

	\$	\$	\$	\$	\$	\$	\$	\$	\$	\$	\$	\$
United Kingdom												
British West Indies												
Hong Kong	1,180	708	561	227	120				1,180	708	566	227
China		24										112
United States	73	209	50	112	145				97	209	58	145
Total	1,277	917	624	339	265							
REGULATION.												
British Empire												
Foreign Countries												

No. 19—Imports for Consumption, by Articles and Countries, during Fiscal Years ended March 31, 1915-1919—Con.

Imported from—	1915	1916	1917	1918	1919	Imported from—	1915	1916	1917	1918	1919
United Kingdom.....	Lb.	Lb.	Lb.	Lb.	Lb.	United Kingdom.....	\$	\$	\$	\$	\$
British Guiana.....	3,263,317	2,290,469	123,311	11,618	370,500	British Guiana.....	4,410	328,227	21,291	3,195	
British West Indies.....	40,824				4,410	British West Indies.....					
Australia.....		186		20		Australia.....		40	15	10	
British West Indies.....			30	75		British West Indies.....					
Batavia.....			74,307	73,305		Batavia.....	4,772	5,143	6,008	8,247	
Hong Kong.....	72,989	82,176	5			Hong Kong.....	116		2		
Newfoundland.....						Newfoundland.....	82				
Austria-Hungary.....	2,210					Austria-Hungary.....	1,140	195	98	4	
Belgium.....	31,238		35	15		Belgium.....	751	433			
China.....	31,797	38,775	6,288	10		China.....	7,410	11,765	2,088	10	
France.....						France.....	10,665				
St. Pierre and Miquelon.....						St. Pierre and Miquelon.....	1,017				
Germany.....	1,801					Germany.....	128	135			
Greece.....	2,470					Greece.....	1,269	532	2,910		
Italy.....	20,839	20,508	27,862	15,760		Italy.....	2,708	2,203	2,536	4,076	2,545
Japan.....	19,648					Japan.....	81	1,249	31		
Netherlands.....						Netherlands.....					
Portugal.....		42				Portugal.....					
Spain.....	1,206		22			Spain.....					
Switzerland.....						Switzerland.....	15,473	471	10		
Turkey.....	2,354,587	3,294,253	2,306,680	1,217,355		Turkey.....	311				
United States.....	5,827,293	5,664,701	2,629,170	1,351,188		United States.....	218,065	225,783	361,426	371,336	243,023
Total.....						Total.....	724,104	626,457	712,136	497,810	257,039
REGATULATION:						REGATULATION:					
British Empire.....	Lb.	Lb.	Lb.	Lb.	Lb.	British Empire.....	\$	\$	\$	\$	\$
Foreign Countries.....	3,383,355	2,282,645	198,983	87,048	388,030	Foreign Countries.....	472,381	333,370	27,316	11,460	
	2,443,848	3,382,659	2,430,857	1,293,110	238,418		291,723	378,766	380,494	215,579	

SUGAR ABOVE NO. 16 D.S. IN COLOUR AND ALL REFINED SUGARS OF WHATEVER KINDS, GRADES OR STANDARDS, TESTING NOT MORE THAN 88 DEGREES BY THE POLARISCOPE.—(Dutiable.)

United Kingdom.....	Lb.	Lb.	Lb.	Lb.	Lb.	United Kingdom.....	\$	\$	\$	\$	\$
British Guiana.....	3,073,188	168,788	37,573	775	7,278	British Guiana.....	88,618	10,790	2,068	65	
British West Indies.....			393,741		25,256	British West Indies.....	121	25,881	18,882		
Barbados.....	3,334	631,507	577,021	15,191		Barbados.....					
Jamaica.....						Jamaica.....					
Trinidad and Tobago.....						Trinidad and Tobago.....					

FOODSTUFFS—Continued.
SUGAR AND MOLASSES—Continued.

SUGAR CANDY AND CONFECTIONERY OF ALL KINDS, INCLUDING SWEETENED GUMS, CANDIED POP-CORN, CANDIED FRUIT, CANDIED NUTS, FLAVOURING POWDERS, CUSTARD POWDERS, JELLY POWDERS, SWEETENERS, SWEETENED BREADS, CAKES, PIES, PUDDINGS, AND ALL OTHER CONFECTIONS CONTAINING SUGAR. (Dutiable.)

SESSIONAL PAPER No. 10b

	Lb.	Lb.	Lb.	Lb.	Lb.	Lb.	Lb.	100		100
Other	2,405,982	1,282,034	64,452	5,420	81,821	55,030	72,517	3,812	10	
Hong Kong	13,636		85	187	407	102	24	35	3	
Newfoundland	3,233	750	420	105	97	91		18	5	
Belgium	105			1,200		3,690	4,624	2,943	76	
China	318,321	58,708	43,191	10,352	11,355	3,690	31,601	71,316	1,817	
France	150	200	1,717,119	10,352	8	6	11	14	14	
Japan										
United States										
Hawaii										
Total	5,849,023	2,084,685	2,257,316	4,330	185,515	92,062	145,482	99,091	3,119	
REGISTRATION.										
British Empire	5,483,740	2,022,329	406,386	21,673	170,614	88,164	100,219	21,800	1,221	
Foreign Countries	365,283	62,356	1,760,930	20,657	14,867	3,895	36,263	74,291	1,898	

SUGAR, N.O.F., NOT ABOVE No. 16 D.S. IN COLOUR, SUGAR DRAININGS, OR PUMINGS DRAINED IN TRANSIT, MELAHO OR CONCENTRATED MELAHO, TANK BOTTOMS, AND STEAR CONCRETE. (Doubled.)

	Lb.	Lb.	Lb.	Lb.	Lb.	Lb.	Lb.	\$	\$	\$	\$	\$
United Kingdom	108,096,555	154,320,175	139,408,636	135,592,047	2,940,433	5,576,241	7,141,108	6,079,109	6,682,071			
British Guiana												
British Oceania	70,679,974	41,931,074	28,816,070	11,011,600	1,780,368	1,292,718	831,810	1,150,364	525,804			
Fiji	192,361,433	118,623,857	148,888,513	10,529,276	4,280,713	4,360,496	11,206,805	6,995,210	1,941,350			
British West Indies												
Barbados				19,954,102					942,650			
Jamaica				7,488,392					315,980			
Trinidad and Tobago				2,068,661					83,846			
Other	129		350	1,650				7	24			
Hong Kong	6,572,532	1,139,897			224,442	37,245			1			
Brazil												
China												
Costa Rica	35,494,800	717,386	833,614		1,039,407	24,736		37,203				
Cuba	5,349,461	38,259,228	7,514,589	66,715,615	1,039,407	1,087,594		397,676	2,213,817			
Danish West Indies	1,729,005				21,858	58,236						
Germany					43,828	20,581						
Dutch East Indies	2,158,260	590,621	933,970									
Guatemala			49,698,260	55,406,900								
Japan		8,922,075	202,823									
Mexico												
Netherlands	2,776,825			41,378,206								
Dutch East Indies	7,851,169	19,501,321	4,210,939	2,363,376	185,135	372,218		201,763	1,270,170			
Dutch Guiana									117,732			
Nicaragua									83,409			
Panama	54,085,587	26,628,310	2,336,025	1,003,600	1,096,112	789,223	961,883	1,278,119	98,853			
Peru	125,556,033	111,376,697	23,236,322	21,802,655	2,891,238	4,020,481	3,888,807	6,615,961	1,074,059			
Panama												
San Domingo												
United States	11,465,285	85,617,464	101,743,407	211,928,722	1,266,716	2,882,929	4,614,751	10,518,302	11,976,291			
Hawaii												
Philippine Islands												
Porto Rico												
Venezuela												
Total	653,553,121	596,865,985	731,441,217	718,910,985	16,246,091	20,790,546	31,416,578	36,569,967	35,381,888			
REGISTRATION.												
British Empire	371,138,091	311,874,406	151,668,011	317,153,579	9,010,518	11,109,455	19,179,812	14,823,290	10,521,728			
Foreign Countries	282,415,030	284,991,579	579,776,236	448,457,789	7,235,573	9,591,091	12,236,766	21,686,677	24,860,160			

No. 19—Imports for Consumption, by Articles and Countries, during Fiscal Years ended March 31, 1915-1919—*Con.*

Imported from—	1915	1916	1917	1918	1919	Imported from—	1915	1916	1917	1918	1919
FOODSTUFFS—Continued.											
TEA OF CEYLON, GREEN, N.O.P. (Datable.)											
United Kingdom	Lb.	Lb.	Lb.	Lb.	Lb.	United Kingdom	\$	\$	\$	\$	\$
British East Indies	63,700	63,700				Ceylon	10,730				
Ceylon						India					
India						Straits Settlements					
Straits Settlements	13,959	14,710	9,112	9,112	730	Other	3,291	3,291	1,906	1,906	
Other	165	165	390			Newfoundland	52	52			
Newfoundland	14,127	959				United States	2,641	2,641	90	90	364
United States						Total	4,851	14,322	90	1,906	364
Total	28,077	79,534	300	9,112	730	RECAPITULATION:					
RECAPITULATION:						British Empire	2,210	14,063		1,906	
British Empire	13,950	78,575		9,112	730	Foreign Countries	2,641	259			364
Foreign Countries	14,127	959	300								

Imported from—	1915	1916	1917	1918	1919	Imported from—	1915	1916	1917	1918	1919
TEA OF CHINA, BLACK, IMPORTED DIRECT FROM CHINA OR PURCHASED IN BOND IN THE UNITED KINGDOM. (Free to May 1, 1918; Datable thereafter.)											
United Kingdom	Lb.	Lb.	Lb.	Lb.	Lb.	United Kingdom	\$	\$	\$	\$	\$
Hong Kong	351,358	121,729	109,739	2,490	169,074	Hong Kong	67,323	25,161	26,204	498	47,083
China	272,798	229,434	184,811	288,194	309,452	China	20,190	33,995	33,919	64,138	68,191
Total	1,382,798	922,708	842,249	1,452,786	1,763,526	Total	163,003	124,770	128,873	213,428	213,428
RECAPITULATION:						RECAPITULATION:					
British Empire	624,156	342,163	285,550	290,984	169,074	British Empire	106,513	59,156	60,123	64,036	47,083
Foreign Countries	1,382,798	922,708	842,249	1,452,786	390,152	Foreign Countries	163,003	124,770	128,873	243,428	68,191
Total	2,006,954	1,264,871	1,127,799	1,713,770	178,526						

Imported from—	1915	1916	1917	1918	1919	Imported from—	1915	1916	1917	1918	1919
TEA OF CHINA, BLACK, N.O.P. (Datable.)											
United Kingdom	Lb.	Lb.	Lb.	Lb.	Lb.	United Kingdom	\$	\$	\$	\$	\$
Hong Kong	150	150				Hong Kong	40	40	251		
China	19,725	18,870	10			China	3,450	3,450	8		
Mexico	43,221	131,553	31,649	900	1,763	Mexico	2,835				
United States						United States	6,323	16,003	5,079	90	1,305
Total	62,946	150,573	35,359	8,940	1,763	Total	9,158	19,493	5,338	1,831	1,305
RECAPITULATION:						RECAPITULATION:					
British Empire	150	150	790			British Empire	40	40	251		
Foreign Countries	62,946	150,423	34,659	8,940	1,763	Foreign Countries	19,453	19,453	5,087	1,831	1,305

SESSIONAL PAPER No. 106

TEA OF CHINA, GREEN, IMPORTED DIRECT FROM CHINA OR PURCHASED IN HONG KONG IN THE UNITED KINGDOM. (Free to May 1, 1918; Dutiable thereafter.)

	Lb.	Lb.	Lb.	Lb.	Lb.	Lb.	Lb.	Lb.	\$	\$	\$	\$
United Kingdom.....	56,105	2,785	4,728	27,308	2,084	9,230	558	501	7,728	561		
Hong Kong.....	3,196	17,617	9,179	27,308	2,084	9,230	2,347	1,658	7,728			
China.....	1,058,086	1,112,193	525,524	685,185	106,013	133,629	143,820	77,558	132,058	29,203		
Total.....	1,120,487	1,133,585	539,431	712,493	108,097	143,569	146,734	79,807	139,786	29,767		
RECAPITULATION.												
British Empire.....	61,801	21,392	13,907	27,308	2,084	9,940	2,905	2,249	7,728	564		
Foreign Countries.....	1,058,686	1,112,193	525,524	685,185	106,013	133,629	143,820	77,558	132,058	29,203		

TEA OF CHINA, GREEN, N.O.P. (Dutiable.)

	Lb.	Lb.	Lb.	Lb.	Lb.	Lb.	Lb.	Lb.	\$	\$	\$	\$
United Kingdom.....	469	1,881	173	173	173	60	206	47	47			
Hong Kong.....	297,184	73,504	66,741	20,787	6,523	36,639	8,053	7,828	4,222	1,870		
United States.....	297,614	75,385	66,741	21,770	7,179	36,099	8,259	7,828	4,619	2,027		
Total.....	469	1,881	173	173	173	60	206	47	47			
RECAPITULATION.												
British Empire.....	297,184	73,504	66,741	20,787	6,523	36,639	8,053	7,828	4,222	1,870		
Foreign Countries.....	297,614	75,385	66,741	21,770	7,179	36,099	8,259	7,828	4,619	2,027		

TEA OF INDIA, BLACK, IMPORTED DIRECT FROM INDIA OR PURCHASED IN HONG KONG IN THE UNITED KINGDOM. (Free to May 1, 1918; Dutiable thereafter.)

	Lb.	Lb.	Lb.	Lb.	Lb.	Lb.	Lb.	Lb.	\$	\$	\$	\$
United Kingdom.....	3,925,985	7,899,968	11,455,492	1,452,652	14,368	770,143	1,586,107	2,597,416	460,653	3,025		
British East Indies—												
Ceylon.....	11,341,249	8,905,738	3,886,977	20,329,944	2,041,990	1,926,616	1,807,294	721,989	4,808,397	446,828		
India.....	15,268,231	16,805,706	15,342,499	21,807,909	2,056,358	2,696,759	3,393,311	3,319,495	5,332,585	449,853		
Straits Settlements.....												
Other.....												
Total.....	15,268,231	16,805,706	15,342,499	21,807,909	2,056,358	2,696,759	3,393,311	3,319,495	5,332,585	449,853		
RECAPITULATION.												
British Empire.....	15,268,231	16,805,706	15,342,499	21,807,909	2,056,358	2,696,759	3,393,311	3,319,495	5,332,585	449,853		
Foreign Countries.....												

TEA OF INDIA, BLACK, N.O.P. (Dutiable.)

	Lb.	Lb.	Lb.	Lb.	Lb.	Lb.	Lb.	Lb.	\$	\$	\$	\$
United Kingdom.....	2,659	115	11,957	357,382	2,886	453	7,502	51,650	466			
British East Indies—												
Ceylon.....	2,659	115	11,957	357,382	2,886	453	7,502	51,650	466			
India.....	2,640	15,627	330	2,139	27	477	136	785	2,307			
Straits Settlements.....												
Other.....	2,088	15,627	330	2,139	27	477	136	785	2,307			
Newfoundland.....												
United States.....	7,378	15,712	48,646	359,548	8,956	1,250	2,535	9,322	55,417	2,773		
Total.....	5,290	115	11,957	357,409	2,886	930	20	9,786	51,662	466		
RECAPITULATION.												
British Empire.....	2,088	15,627	330	2,139	27	477	136	785	2,307			
Foreign Countries.....	7,378	15,712	48,646	359,548	8,956	1,250	2,535	9,322	55,417	2,773		

No. 19—Imports for Consumption, by Articles and Countries, during Fiscal Years ended March 31, 1915-1919—*Con.*

Imported from—	1915	1916	1917	1918	1919	1915	1916	1917	1918	1919
United Kingdom.....	Lb. 248,038	Lb. 4,287	Lb. 5,012	Lb. 5,012	Lb. 5,012	\$ 47,261	\$ 815	\$ 1,012	\$ 1,012	\$ 1,012
British East Indies—										
India.....	Lb. 43,111	Lb. 128,890	Lb. 124,883	Lb. 208,174	Lb. 1,200	\$ 7,535	\$ 24,421	\$ 23,258	\$ 54,673	\$ 227
Total.....	Lb. 291,149	Lb. 133,186	Lb. 129,895	Lb. 208,174	Lb. 1,200	\$ 54,796	\$ 25,236	\$ 24,270	\$ 54,673	\$ 227
RECAPITULATION.										
British Empire.....	Lb. 291,149	Lb. 133,186	Lb. 129,895	Lb. 208,174	Lb. 1,200	\$ 54,796	\$ 25,236	\$ 24,270	\$ 54,673	\$ 227
Foreign Countries.....										

FOODSTUFFS—Continued.

TEA OF INDIA, GREEN, IMPORTED DIRECT FROM INDIA OR PURCHASED IN BOND IN THE UNITED KINGDOM. (Free to May 1, 1918; Dutiable thereafter.)

TEA OF INDIA, GREEN, N. O. P. (Dutiable.)

United Kingdom.....	Lb. 800	Lb. 2,198	Lb. 2,198	Lb. 2,198	Lb. 2,198	\$ 188	\$ 471	\$ 471	\$ 471	\$ 471
United States.....	Lb. 800	Lb. 2,198	Lb. 2,198	Lb. 2,198	Lb. 2,198	\$ 188	\$ 471	\$ 471	\$ 471	\$ 471
Total.....	Lb. 1,600	Lb. 4,396	Lb. 4,396	Lb. 4,396	Lb. 4,396	\$ 376	\$ 942	\$ 942	\$ 942	\$ 942
RECAPITULATION.										
British Empire.....	Lb. 800	Lb. 2,198	Lb. 2,198	Lb. 2,198	Lb. 2,198	\$ 188	\$ 471	\$ 471	\$ 471	\$ 471
Foreign Countries.....										

TEA OF JAPAN, GREEN, IMPORTED DIRECT FROM JAPAN OR PURCHASED IN BOND IN THE UNITED KINGDOM. (Free to May 1, 1918; Dutiable thereafter.)

United Kingdom.....	Lb. 1,200	Lb. 120,880	Lb. 6,571,143	Lb. 7,078,331	Lb. 3,482,214	\$ 351	\$ 27,335	\$ 980,404	\$ 1,313,565	\$ 913,256
Japan.....	Lb. 4,236,771	Lb. 5,368,357	Lb. 6,571,143	Lb. 7,078,331	Lb. 3,482,214	\$ 718,823	\$ 980,404	\$ 1,090,296	\$ 1,313,565	\$ 913,256
Total.....	Lb. 4,237,971	Lb. 5,688,946	Lb. 6,571,143	Lb. 7,078,331	Lb. 3,482,214	\$ 719,174	\$ 1,007,739	\$ 1,090,296	\$ 1,313,565	\$ 913,256
RECAPITULATION.										
British Empire.....	Lb. 1,200	Lb. 120,880	Lb. 6,571,143	Lb. 7,078,331	Lb. 3,482,214	\$ 351	\$ 27,335	\$ 980,404	\$ 1,313,565	\$ 913,256
Foreign Countries.....	Lb. 4,236,771	Lb. 5,368,357	Lb. 6,571,143	Lb. 7,078,331	Lb. 3,482,214	\$ 718,823	\$ 980,404	\$ 1,090,296	\$ 1,313,565	\$ 913,256

No. 19—Imports for Consumption, by Articles and Countries, during Fiscal Years ended March 31, 1915-1919—*Con.*

Imported from—	1915	1916	1917	1918	1919	Imported from—	1915	1916	1917	1918	1919
FOODSTUFFS—Continued											
TEA OF OTHER COUNTRIES, GREEN, IMPORTED DIRECT FROM COUNTRY OF GROWTH OR PURCHASED IN BOND IN THE UNITED KINGDOM. (Free to May 1, 1918, Dutiable thereafter.)											
United Kingdom.....		Lb.	Lb.	Lb.	Lb.	United Kingdom.....	\$	\$	\$	\$	\$
China.....		195				China.....					38
Netherlands—						Netherlands—					
Dutch East Indies.....	6,552	80,019		80,019	81,635	Dutch East Indies.....	1,097			17,727	16,987
Total.....	6,552	80,019		80,019	81,830	Total.....	1,097			17,727	17,025
RECAPITULATION.											
British Empire.....	6,552			80,019	81,830	British Empire.....	1,097				
Foreign Countries.....						Foreign Countries.....					17,025

TEA OF OTHER COUNTRIES, GREEN, N.O.P. (Dutiable.)

United Kingdom.....	Lb.	Lb.	Lb.	Lb.	Lb.	United Kingdom.....	\$	\$	\$	\$	\$
Hong Kong.....	315					Hong Kong.....	72				
Newfoundland.....	1,955					Newfoundland.....	265				11
Austria-Hungary.....	300					Austria-Hungary.....	76				413
United States.....	5,738	16,701	2,881	14,381	657	United States.....	1,163	2,001	918	4,496	
Total.....	8,308	16,701	2,881	14,381	679	Total.....	1,516	2,001	918	4,496	424
RECAPITULATION.											
British Empire.....	2,270				22	British Empire.....	337				11
Foreign Countries.....	6,038	16,701	2,881	14,381	657	Foreign Countries.....	1,179	2,001	918	4,496	413

TOTAL TEA. (Dutiable and Free.)

United Kingdom.....	Lb.	Lb.	Lb.	Lb.	Lb.	United Kingdom.....	\$	\$	\$	\$	\$
British East Indies—	13,563,807	15,028,017	20,335,656	1,752,667	28,076	British East Indies—	2,749,368	3,278,820	4,817,719	553,715	7,167
Ceylon.....					2,029,831	Ceylon.....					12,315
India.....	11,402,375	9,031,637	4,048,219	29,895,509	2,046,136	India.....	1,938,698	1,831,625	752,749	4,977,720	417,521
Straits Settlements.....	7,823,075	7,373,281	4,687,592	13,433,986		Straits Settlements.....	1,419,685	1,618,310	1,011,475	3,617,683	
Other.....	25	169	40			Other.....	6	55	10		
British West Indies.....					10	British West Indies.....					6
Jamaica.....						Jamaica.....					
Hong Kong.....	289,409	240,072	193,990	316,810	171,751	Hong Kong.....	40,235	36,588	35,377	72,167	47,841
Newfoundland.....	70	175			27	Newfoundland.....	26	55		12	11
Austria-Hungary.....	300					Austria-Hungary.....	76				
China.....	2,461,765	2,053,771	1,367,783	2,138,781	416,330	China.....	299,534	272,049	206,339	375,836	97,606
Japan.....	4,446,607	5,951,309	6,577,932	7,252,142	3,060,836	Japan.....	752,934	1,047,798	1,061,798	1,349,884	958,468

No. 19—Importers for Consumption, by Articles and Countries, during Fiscal Years ended March 31, 1915-1919—Con.

Imported from—	1915	1916	1917	1918	1919	Imported from—	1915	1916	1917	1918	1919
United Kingdom.....	Bush. 33	Bush. 92	Bush. 28	Bush.	Bush.	United Kingdom.....	\$ 31	\$ 190	\$ 73	\$	\$
Bermuda.....	151	261	2	5	17	Bermuda.....	222	368	2	9	10
British West Indies.....				5		British West Indies.....				4	
Barbados.....						Barbados.....					
Jamaica.....						Jamaica.....					
Trinidad and Tobago.....						Trinidad and Tobago.....					
Other.....	182	26	36	27	25	Other.....	107	19	36	32	18
Hong Kong.....	60	90		60	19	Hong Kong.....	40				
Newfoundland.....	90	25	2	2		Newfoundland.....	21	15			
China.....	163	12	343			China.....	9	9	269		
Japan.....	668,488	327,979	567,750	481,000	862,193	Japan.....	539,882	166,060	546,476	811,004	850,117
United States.....						United States.....					
Total.....	669,103	328,395	568,170	481,037	862,245	Total.....	530,402	166,651	546,858	811,049	850,200
RECAPITULATION:						RECAPITULATION:					
British Empire.....	426	379	66	37	52	British Empire.....	400	577	111	45	83
Foreign Countries.....	668,677	328,016	568,104	481,000	862,193	Foreign Countries.....	530,002	166,074	546,747	811,004	850,117

TOMATOES, FRESH. (Dutiable.)

United Kingdom.....	Bush.	Bush.	Bush.	Bush.	Bush.	United Kingdom.....	\$	\$	\$	\$	\$
Bermuda.....	1,166	1,712	2,353	1,026	83	Bermuda.....	595	1,068	1,390	949	185
British West Indies.....						British West Indies.....					
Barbados.....						Barbados.....					
Jamaica.....						Jamaica.....					
Trinidad and Tobago.....						Trinidad and Tobago.....					
Other.....	297,708	75		375	176	Other.....	105	105		341	139
Cuba.....	298,874	312,703	271,519	232,133	233,979	Cuba.....	449,151	416,939	489,714	530,472	714,672
United States.....						United States.....					
Total.....	298,874	314,490	273,872	233,744	234,155	Total.....	449,746	418,292	491,101	532,345	714,811
RECAPITULATION:						RECAPITULATION:					
British Empire.....	1,166	1,712	2,353	1,236	176	British Empire.....	595	1,068	1,390	1,532	139
Foreign Countries.....	297,708	312,778	271,519	232,508	233,979	Foreign Countries.....	449,151	417,134	489,714	530,813	714,672

No. 19—Imports for Consumption, by Articles and Countries, during Fiscal Years ended March 31, 1915-1919—*Con.*

Imported from—	1915	1916	1917	1918	1919	Imported from—	1915	1916	1917	1918	1919
United Kingdom.....	Lb. 9	Lb. 709	Lb. 709	Lb. 709	Lb. 709	United Kingdom.....	\$ 1	\$ 2	\$ 173	\$	\$
Newfoundland.....	10	16	4	50	13	Newfoundland.....		1	1		
Japan.....	6,681	4,296	2,470	2,696	6,591	Japan.....	1,166	382	480	587	1,429
United States.....	6,090	4,822	3,183	2,006	6,641	United States.....	1,167	385	654	587	1,442
Total.....						Total.....					
RECAPITULATION.											
British Empire.....	9	10	709			British Empire.....	1	2	173		
Foreign Countries.....	6,681	4,312	2,471	2,006	6,641	Foreign Countries.....	1,166	383	481	587	1,442

FOODSTUFFS—Concluded.

YEAST, COMPRESSED, IN PACKAGES WEIGHING LESS THAN 50 POUNDS. (Dutiable.)

YEAST, COMPRESSED, IN BULK OR MASS OF NOT LESS THAN 50 POUNDS. (Dutiable.)

United Kingdom.....	Lb. 1,456	Lb. 2,853	Lb. 1,501,917	Lb. 2,013,195	Lb. 3,801,551	United Kingdom.....	\$ 163	\$ 322	\$ 393,825	\$ 524,072	\$ 976,012
United States.....	1,616,294	1,400,302	1,501,917	2,013,195	3,801,551	United States.....	422,908	371,309	393,825	524,072	976,012
Total.....	1,617,660	1,403,155	1,501,917	2,013,195	3,801,551	Total.....	423,071	371,631	393,825	524,072	976,012
RECAPITULATION.											
British Empire.....	1,456	2,853				British Empire.....	163	322			
Foreign Countries.....	1,616,294	1,400,302	1,501,917	2,013,195	3,801,551	Foreign Countries.....	422,908	371,309	393,825	524,072	976,012

RECAPITULATION—FOODSTUFFS. (Dutiable and Free.)

United Kingdom.....	\$ 7,676,817	\$ 6,313,966	\$ 8,562,805	\$ 2,168,709	\$ 920,110	Madagascar.....	\$ 65	\$ 911	\$ 1,329	\$	\$
Aden.....	17,965	4,857	9,162	1,318	41	St. Pierre and Miquelon.....	41	665	29	257	34
Bermuda.....				1,821	2,342	Germany.....	167,725	319,950	147,191	10,786	
British Africa, East.....	8,202	3,180	68			Greece.....	400,760	70,417	189,977	172,883	156,661
" " South.....			1,461		7,757	Guatemala.....	92,103				90,766
" " West.....				15,480		Haiti.....				234,187	137,114
British East Indies—						Italy.....	755,729	354,809	378,244	5,793,195	3,535,355
Ceylon.....	2,321,882	2,004,382	807,638	5,085,091	630,653	Japan.....	1,567,010	2,012,769	4,126,481	72,805	51,750
India.....	201,615	202,747	280,638	335,085	469,279	Korea.....	146,705	45	62,108	72,805	51,750
Straits Settlements.....	1,524,231	1,685,886	1,117,423	3,756,778	910	Mexico.....		387,287		1,038	
Other.....	2,960,518	5,589,478	7,146,864	6,690,375	6,713,491	Morocco.....		227,769	89,276	9,411	
British Guiana.....						Netherlands.....		25,850			325

SESSIONAL PAPER No. 10b

	182,121	37,213	156,598	310,487	736,137	193,700	167,633	603,481	2,775,532	3,039,916
British Oceania—										
Australia.....	1,780,368	1,262,718	831,800	1,150,964	555,804	186,376	372,248	4,519	201,763	117,732
Fiji.....	1,292,431	348,341	100,783	116,370	1,297,915	231,413	161,615	93,343	101,287	66,602
New Zealand.....	1,715	403	961	10,232,604	831	86	86	221,453	84,336	3,806
British West Indies.....	6,010,110	6,055,701	14,049,736							
Barbados.....										
Jamaica.....					5,137,617	1,407,259	789,223	461,833	1,273,149	1,071,059
Trinidad and Tobago.....					1,288,801	20,735	24,172	79,798	32,036	30,446
Other.....					3,521					
Egypt and Sudan.....	900,756	1,063,188	1,191,824	1,470,448	1,577,752	3,182,756	4,023,431	3,888,807	6,613,901	4,728,366
Hong Kong.....		30				11,801	29,361	14,629	95,997	31,076
Malta.....					6,054	68,165	379,079	616,920	495,164	541,271
Newfoundland.....	572,541	544,198	877,716	1,279,534	1,520,587	31,527	1,433	211	231	445
Abyssinia.....	731,684	82,503	2,552	56,863	29,968	17,607	13,952	99,109	55,833	
Argentine Republic.....	56,664					14,637	3,778			
Austria-Hungary.....	113,295	13,077	1,772			31,379,069	41,381,794	73,013,191	83,340,832	76,864,736
Belgium.....	1,119,183	855,448	1,061,008			18,054	4,737	9,394	10,189	43,587
Brazil.....					964,536	36,577	29,222	59,100	31,371	3,467,962
Bulgaria.....	1,725				1,035,190			4,686	23,160	143
China.....	190									
Cuba.....	396,280	320,493	253,139	431,011	258,916	1,415			50,107	103,236
Colombia.....	182,004	137,470	186,656	188,292	188,292	97,780		137,929	301,069	164,829
Costa Rica.....	15,479	48,634	55,065	40,364	56,810					
Cuba.....	1,025,305	1,096,533	13,827	416,257	2,214,486					
Denmark.....	5,461		7,894		3,237					
Danish West Indies.....	115,291	58,236								
Ecuador.....			3,003	991						
Egypt and Sudan.....	2,532									
France.....	648,491	469,228	575,290	384,113	116,181					
French Africa.....	600									
Total.....						74,058,433	79,001,107	122,111,067	136,900,846	121,185,469
RECAPITULATION.....										
British Empire.....	26					25,512,715	25,115,083	35,096,123	32,627,405	22,099,876
Foreign Countries.....	5,165	2,998	2,760	10,787	7,885	48,545,718	53,885,024	87,014,944	104,252,341	98,213,493
Total.....	5,266	2,998	2,760	10,787	8,181	5,210	2,998	2,760	10,787	7,885

FOSSILS. (Free.)

	\$	\$	\$	\$	\$	\$	\$	\$	\$	\$
United Kingdom.....	26									
Switzerland.....	75				246					
United States.....	5,165	2,998	2,760	10,787	7,885					
Total.....	5,266	2,998	2,760	10,787	8,181					
RECAPITULATION.....										
British Empire.....	26				26					
Foreign Countries.....	5,266	2,998	2,760	10,787	5,210	2,998	2,760	10,787	7,885	

FOUNDRY FACINGS OF ALL KINDS. (Dutiable.)

	\$	\$	\$	\$	\$	\$	\$	\$	\$	\$
United Kingdom.....	205	58	50	559						
United States.....	9,541	12,109	20,348	48,172	41,335					
Total.....	9,746	12,167	30,407	49,131	41,335					
RECAPITULATION.....										
British Empire.....	205				205					959
Foreign Countries.....	9,541	12,109	30,348	48,172	39,541	58	30,948	48,172	41,335	

No. 19—Imports for Consumption, by Articles and Countries, during Fiscal Years ended March 31, 1915-1919—*Con.*

Imported from—	1915	1916	1917	1918	1919	Imported from—	1915	1916	1917	1918	1919
United Kingdom.....	\$ 5,162	\$ 7,476	\$ 10,430	\$ 12,743	\$ 13,800	RECAPITULATION:	\$	\$	\$	\$	\$
United States.....	6,646	4,366	5,178	5,291	1,672	British Empire.....	5,162	7,476	10,420	12,743	13,849
Total.....	11,808	11,842	15,608	15,984	15,472	Foreign Countries.....	6,646	4,366	5,178	3,241	4,672

FURS TAKEN IN BULK ONLY. (Free.)

FURS, HIDES AND LEATHER.

FURS.

ASHTARION OR RUSSIAN HARE SKINS AND CHINA GOAT SKINS, PLAYS OR REGS, WHOLEY OR PARTIALLY DRESSED BUT NOT DYED. (Free.)

	1915	1916	1917	1918	1919		1915	1916	1917	1918	1919
United Kingdom.....	\$ 45,127	\$ 16,223	\$ 3,697	\$	\$	Mexico.....	\$	\$ 658	\$	\$	\$
British West Indies.....		5,389				Turkey.....	1,448				
India.....		11,697				United States.....	63,124	65,612	72,211	111,824	42,801
British West Indies.....		216		3,212		Total.....	126,645	101,880	102,431	133,172	145,697
Austria-Hungary.....	9,737					RECAPITULATION:					
China.....	5,482	510	27,613	17,593	192,896	British Empire.....	45,127	33,561	3,697	3,212	3,212
Germany.....	1,071	1,509				Foreign Countries.....	80,918	68,319	98,821	129,960	145,967
Greece.....											
Japan.....				513							

PER SKINS, UNDERESSED, FOR PRODUCE OF MARINE ANIMALS. (Free.)

	1915	1916	1917	1918	1919		1915	1916	1917	1918	1919
United Kingdom.....	\$	\$	\$	\$	\$	RECAPITULATION:	\$	\$	\$	\$	\$
Norfolk Island.....	372	500	1	158	9,784	British Empire.....	322	500	1	158	6,812
Argentina-Republic.....	16					Foreign Countries.....	6,039	5,354	131	3,607	6,129
United States.....	6,023	5,451	151	3,697	6,129	Total.....	6,361	5,854	132	3,765	12,941
Total.....	6,371	5,851	158	3,765	12,941						

PER TONS IN THE RAW STATE. (Free.)

	1915	1916	1917	1918	1919		1915	1916	1917	1918	1919
United Kingdom.....	\$	\$	\$	\$	\$	RECAPITULATION:	\$	\$	\$	\$	\$
United States.....	615	1,277	143	139	139	British Empire.....	615	1,277	143	139	139
Total.....	615	1,277	143	139	139	Foreign Countries.....					

SESSIONAL PAPER No. 106

FUR SKINS OF ALL KINDS, NOT DRESSED IN ANY MANNER, N.O.P. (Procs.)

United Kingdom.....	\$ 63,239	\$ 33,087	\$ 3,206	\$ 27,453	\$ 47,410	\$	\$	\$	\$	\$ 570	\$ 26,042
British East Indies - Straits Settlements.....					10,311	1,588	1,588	1,588	1,588	2,934,327	11,200
British Oceania - Australia.....		1,070	42,706	55,358	106,252	52	1,527,356	1,527,356	2,775,486	3,002,647	
New Zealand.....		105	2	3,382	2,146	1,481	100	2,988,756	2,988,756	3,378,179	
British West Indies.....	2,987	13,635	1,994	3,177	2,146						
Newfoundland.....	12,556	1,125		10,000	73,965						
France.....	1,125	972									
Germany.....	90	226									
St. Pierre and Miquelon.....	118,401										
RECAPITULATION.....						53,002	47,897	49,908	107,269	174,325	
Foreign Countries.....						1,245,812	1,928,684	2,258,858	2,786,496	3,403,854	

FUR SKINS WOODY OR FAULTILY DRESSED, N.O.P. (Dressable)

United Kingdom.....	\$ 62,583	\$ 40,402	\$ 50,939	\$ 48,889	\$ 13,472	\$ 680	\$	\$	\$	\$	\$
British Oceania - Australia.....		70				741	3,845	3,845	3,845	3,845	
New Zealand.....		90	3			299,830	504,506	504,506	504,506	504,506	
Belgium.....	700										
China.....	7,179	824	9,133	4,396	63,400						
France.....	4,015	60,219	122,579	126,823	161,448						
Germany.....	95,869	5,673		1,934	100						
Japan.....	67,351	75									
Russia.....	1,065	1,250									
Total.....						375,675	349,108	657,595	518,721	655,440	
RECAPITULATION.....											
British Empire.....						63,283	40,562	50,966	38,889	13,472	
Foreign Countries.....						312,392	298,606	636,629	479,832	629,258	

HATS, CAPS, MUFFS, TIEBES, TIEBES, CAPES, COATS AND CLOAKS OF FUR AND OTHER MANUFACTURES OF FUR, N.O.P. (Dressable)

United Kingdom.....	\$ 219,084	\$ 122,004	\$ 183,171	\$ 92,420	\$ 87,871	\$ 150,705	\$ 164,376	\$ 304,601	\$ 323,490	\$ 262,367
Hong Kong.....			26			101,889	984,425	488,101	417,308	330,769
Belgium.....	29									
China.....	10,611	345			290					
France.....	41,723									
Germany.....	586									
Italy.....	118			1,108	328					
Japan.....	9									
Spain.....										
United States.....										
Total.....						219,084	1,22,004	1,83,171	92,420	87,871
RECAPITULATION.....										
British Empire.....						182,805	1,71,721	304,601	323,490	262,367
Foreign Countries.....										

No. 19 - Imports for Consumption, by Articles and Countries, during Fiscal Years ended March 31, 1915-1919—*Con.*

Imported from—	1915	1916	1917	1918	1919	Imported from—	1915	1916	1917	1918	1919
United Kingdom.....	755,002	874,876	911,264	90,675	52,063	French Africa.....	4,811
Bermuda.....	2,017	17,561	1,211	6,834	4,122	Madagascar.....
British Africa, South.....	275,753	151,988	139,198	87,612	157,258	S. Africa to 1 Mar. 1919.....	712	148	358
British East Indies.....	221,729	278,769	247,057	131,603	254,095	Germany.....	90,576	9,706
India.....	32,179	72,855	Greece.....
Straits Settlements.....	4,136	1,957	Italy.....
Other.....	1,680	3,157	Mexico.....	2,054
British Guiana.....	4,260	Netherlands.....	2,075
British Honduras.....	Dutch East Indies.....	19,550	1,531	16,707	55,890	145,785
British Oceania.....	111,935	719,065	595,495	131,451	142,162	Norway.....
.....	2,261,718	1,637,921	1,554,658	992,231	1,134,945	Denmark.....	21,905
New Zealand.....	1,637,921	1,554,658	992,231	1,134,945	Poland.....	29,453
British West Indies.....	16,064	124,751	107,132	154,706	134,957	Sweden.....	4,400
Barbados.....	6,636	Switzerland.....	9,629
Guiana.....	11,451	Turkey.....	5,131,606	3,361,015	6,459,942	6,005,145	2,190,860
Trinidad and Tobago.....	United States.....	226,609	156,619	224,835	15,835
Other.....	Uruguay.....	789	18,510	25,961
Long Kong.....	1,410	3,917	530	Venezuela.....	93,194
Norway.....	16,515	3,885	Total.....	12,842,558	12,441,731	12,866,803	8,794,289	5,436,008
Argentine Republic.....	2,627,852	3,163,677	2,335,736	904,749	591,745	RECAPITULATION:
Brazil.....	30,308	36,181	British Empire.....	3,759,247	3,876,016	3,133,967	1,766,553	2,141,806
China.....	469,259	292,149	411,215	455,063	36,034	Foreign Countries.....	9,092,311	8,565,715	9,729,836	7,227,736	3,294,202
Cuba.....	769	2,677	8,112	Total.....	12,851,558	12,444,731	12,866,803	8,794,289	5,436,008
Denmark.....	11,033	RECAPITULATION:
Egypt and Sudan.....	8,694	478,182	337,059	87,561	13,359	British Empire.....	3,759,247	3,876,016	3,133,967	1,766,553	2,141,806
France.....	598,808	Foreign Countries.....	9,092,311	8,565,715	9,729,836	7,227,736	3,294,202

FURS, HIDES AND LEATHER—Continued.

TOTAL HIDES AND SKINS, OTHER THAN FUR. (Poco.)

LEATHER, UNMANUFACTURED.

Balance Leather of All Kinds. (Datable.)

	1915	1916	1917	1918	1919		1915	1916	1917	1918	1919
United Kingdom.....	85,412	114,562	387,019	26,791	13,907	RECAPITULATION:
United States.....	8,341	10,354	29,043	9,150	13,907	British Empire.....	85,142	115,502	387,010	26,796	401
Total.....	93,986	125,036	407,053	36,576	14,398	Foreign Countries.....	8,844	10,534	29,043	9,480	13,907

SESSIONAL PAPER No. 10b

CALEF, KID OR GOAT, LAMB AND SHEEP SKINS, TANNED. (Dutiable.)

	\$	\$	\$	\$	\$	\$	\$	\$	\$	\$
United Kingdom.....	4,767	3,143	4,734	2,557	3,562	RECAPITULATION.				
British Oceania.....			3,869			British Empire				
Australia.....			119,656	70,350	165,592	Foreign Countries				
United States.....	105,982	80,787	158,259	72,907	199,151	4,767	3,143	8,603	2,557	3,562
Total.....	110,749	83,930				105,982	80,787	149,696	50,350	165,592

CALEF, KID OR GOAT, LAMB AND SHEEP SKINS, DRESSED, WAXED OR GLAZED. (Dutiable.)

	\$	\$	\$	\$	\$	\$	\$	\$	\$	\$
United Kingdom.....	120,834	127,534	107,094	44,108	21,930	RECAPITULATION.				
China.....			2,193			British Empire				
France.....	2,462	2,416	4,516	1,423		Foreign Countries				
Germany.....	2,563					British Empire				
Italy.....			955			Foreign Countries				
Japan.....	325					120,834	127,534	107,094	44,108	21,930
United States.....	870,137	1,063,487	2,537,247	1,439,491	3,523,643	870,137	1,063,487	2,512,748	1,403,107	3,523,643
Total.....	996,016	1,213,812	2,619,839	1,537,316	3,544,593					

GLOVE LEATHERS, TANNED OR DRESSED, COLOURED OR UNCOLOURED, IMPORTED BY GLOVE MANUFACTURERS FOR USE EXCLUSIVELY IN THEIR OWN FACTORIES IN THE MANUFACTURE OF GLOVES. (Dutiable.)

	\$	\$	\$	\$	\$	\$	\$	\$	\$	\$
United Kingdom.....	19,225	4,398	5,386	1,739		RECAPITULATION.				
Germany.....	4,710					British Empire				
United States.....	517,647	755,855	1,525,616	2,195,218	2,871,618	19,225	4,398	5,386	1,739	
Total.....	541,582	760,253	1,531,002	2,196,957	2,871,618	522,357	755,855	1,525,616	2,195,218	2,871,618

HAINESS LEATHER. (Dutiable.)

	\$	\$	\$	\$	\$	\$	\$	\$	\$	\$
United Kingdom.....	8,541	551	388	50,439	7,300	RECAPITULATION.				
United States.....	50,058	178,380	67,877			British Empire				
Total.....	58,599	178,931	68,265	50,439	7,300	5,541	551	388	50,439	7,300
						50,058	178,380	67,877	50,439	7,300

JAPANESE, PATENT OR ENAMELLED LEATHER AND MOROCCO LEATHER, AND LEATHER IN IMAJIMS OF MOROCCO LEATHER. (Dutiable.)

	\$	\$	\$	\$	\$	\$	\$	\$	\$	\$
United Kingdom.....	2,689	782	2,234	503	3,175	RECAPITULATION.				
France.....						British Empire				
Germany.....	1,197	621				Foreign Countries				
United States.....	27,574	31,423	34,994	15,421	11,387	2,689	782	2,234	503	3,175
Total.....	31,460	32,826	37,228	15,924	17,562	28,771	32,044	34,994	17,421	14,387

No. 19—Imports for Consumption, by Articles and Countries, during Fiscal Years ended March 31, 1915-1919—*Con.*

Imported from—	1915	1916	1917	1918	1919	Imported from—	1915	1916	1917	1918	1919
FURS, HIDES AND LEATHER—Continued.											
LEATHER, UNMANUFACTURED—Concluded.											
SKINS FOR MOROCCO LEATHER, TANNED, BUT NOT FURTHER MANUFACTURED. (Dutiable.)											
United Kingdom.....	\$ 4,082	\$ 24	\$ 145	\$ 19	\$	RECAPITULATION.	\$	\$	\$	\$	\$
United States.	9,170	2,485	12,961	435	2,336	British Empire.....	4,082	24	145	19
Total.....	13,852	2,509	13,107	454	2,336	Foreign Countries.....	9,170	2,485	12,961	435	2,336
SOLE LEATHER. (Dutiable.)											
United Kingdom.....	\$ 35,769	\$ 36,198	\$ 124,424	\$ 7,917	\$ 1,818	United States.....	\$ 54,975	\$ 85,637	\$ 211,676	\$ 55,558	\$ 115,429
British Oceania—	Total.....	91,595	121,830	329,231	63,504	115,530
Australia.....	131	29	1,276	RECAPITULATION.	\$ 35,769	\$ 36,198	\$ 124,558	\$ 7,916	\$ 3,116
British West Indies.....	British Empire.....	55,836	85,632	211,676	55,558	115,429
Jamaica.....	761	Foreign Countries.....
Belgium.....						
Germany.....	30						
TANNERS' SCRAP. (Dutiable.)											
United Kingdom.....	\$ 5,338	\$	\$	\$	\$	RECAPITULATION.	\$	\$	\$	\$	\$
France.....	17	British Empire.....	5,338
United States.....	10,976	28,967	28,367	21,412	19,573	Foreign Countries.....	10,993	28,967	28,367	21,412	19,573
Total.....	16,331	28,967	28,367	21,412	19,573						
UPPER LEATHER, NOT DRESSED, WAXED OR GLAZED. (Dutiable.)											
United Kingdom.....	\$ 1,407	\$ 66	\$ 928	\$ 928	\$	RECAPITULATION.	\$	\$	\$	\$	\$
United States.....	11,019	9,082	39,371	13,811	18,656	British Empire.....	1,407	96	928	928
Total.....	12,426	9,082	39,497	14,742	18,656	Foreign Countries.....	11,019	9,082	39,371	13,814	18,626

No. 19—Imports for Consumption, by Articles and Countries, during Fiscal Years ended March 31, 1915-1919—*Cont.*

Imported from—	1915	1916	1917	1918	1919	1915	1916	1917	1918	1919
United Kingdom	59,092	23,922	5,556	1,603	445					
Hong Kong	12									
Newfoundland										
United States	18,560	11,566	19,152	12,827	11,977	59,734	23,933	5,579	1,603	445
Total	78,294	35,488	24,708	13,430	13,422	18,560	11,566	19,152	12,827	11,977
LEATHER, MANUFACTURED.										
Boots and Shoes, Pendants or Worn Fastened, With Unstrapped Soles, Cased Except. (Datable)										
	\$	\$	\$	\$	\$	\$	\$	\$	\$	\$
United Kingdom	491,533	215,538	173,871	116,784	78,994	1,052	912	909	282	
Hong Kong	529	767	1,377	3,635	1,647	2,900,124	1,992,796	3,271,450	2,999,848	9,619,321
Newfoundland	163	22								
Austria-Hungary	318					3,410,637	2,120,697	3,448,143	3,151,708	2,994,106
Belgium	317									
China	410	18	82	179	79					
France	799	205	205	1,010	79					
Germany	2			10						
Italy	5,111	304	84	13,510	1,667	192,225	216,327	175,748	119,732	89,648
Japan	108	250				2,908,152	1,904,370	3,277,400	3,014,986	2,613,158
Norway	121			37						
Total										
	\$	\$	\$	\$	\$	\$	\$	\$	\$	\$
United Kingdom	47,535	18,308	5,831	9,290	2,818	93,076	116,380	182,575	119,812	71,474
Australia	59					149,837	165,504	188,496	159,192	75,516
New Zealand	71									
Newfoundland	63									
France	20	796				47,685	48,398	5,871	9,290	2,878
Germany	33					93,172	117,476	182,575	119,812	72,638
Japan					1,104					
Total										
HORSES AND SUMMARY, EXPORTING HORSE BOOTS. (Datable)										

Boots and Shoes, Saddles and Saddlebags, and Implements of Leather, No. 2. (Datable.)

Horses and Summary, Exporting Horse Boots. (Datable.)

No. 19—Imports for Consumption, by Articles and Countries, during Fiscal Years ended March 31, 1915-1919—*Con.*

Imported from—	1915	1916	1917	1918	1919	Imported from—	1915	1916	1917	1918	1919
United Kingdom.....	1,185,851	813,137	1,137,963	373,011	258,465	Germany.....	18,809				
British East Indies—						Italy.....	955				
Straits Settlements.....				12	978	Japan.....	1,835	992	14,117	6,649	
British Oceania—						Mexico.....		4,569			
Australia.....	59		4,903		21	Netherlands.....	216				
New Zealand.....	71			29	1,276	Norway.....	121	250			
British West Indies.....						Sweden.....	1,112	993			
Jamaica.....	581	707	1,377	2,912	1,647	Switzerland.....	1,112	1,079			
Hong Kong.....	241	120	27	7	43	United States.....	5,842,857	5,691,866	8,519,988	11,221,211	17
Newfoundland.....	631					Total.....	7,058,912	6,513,561	8,916,611	14,498,787	
China.....	1,433			2,372		RECAPITULATION.					
Belgium.....	434	48	82	3,013	118	British Empire.....	1,186,806	814,924	1,142,670	376,001	211,392
France.....	5,493	5,392	7,539	10		Foreign Countries.....	5,872,106	5,699,537	10,968,961	8,540,610	11,227,395
St. Pierre and Miquelon.....	2										

FURS, HIDES AND LEATHER—Concluded.
TOTAL LEATHER. (Dutiable.)

RECAPITULATION—FURS, HIDES AND LEATHER. (Dutiable and Free.)

United Kingdom.....	2,335,919	1,900,732	2,391,811	628,438	438,924	Madagascar.....	4,122				
Bermuda.....	2,017	17,561	1,212	54	6,822	St. Pierre and Miquelon.....	813			378	2,070
British Africa, South.....	273,753	156,473	130,468	37,632	127,358	Guatemala.....		118			50,267
British East Indies—						Germany.....	314,131	2,573			
India.....	251,779	290,376	247,057	135,038	351,098	Greece.....	11,215				
Straits Settlements.....		32,179		12	88,139	Italy.....	565				
Other.....		1,500		4,466	7,077	Japan.....	977	2,076	18,692		32,319
British Guiana.....		4,300			3,187	Mexico.....	658	97	11,281		
British Honduras.....						Netherlands.....	216				
British Oceania—						Dutch East Indies.....	19,671	1,531	55,899	87	118,785
Australia.....	141,894	750,265	313,296	179,809	248,455	Norway.....	250	250			
New Zealand.....	2,291,789	1,638,026	1,459,054	1,020,620	1,192,889	Peru.....	1,350	1,350	1,888		1,515
British West Indies.....						Russia.....	689				11,206
Barbados.....	78,292	121,977	107,134	190,929	157,329	Spain.....	39,453				
Jamaica.....					6,636	Sweden.....	689				
Trinidad and Tobago.....					11,154	Switzerland.....	3,283	4,921	1,352	996	17
Other.....						Turkey.....	11,077				
Egypt and Sudan.....	2,021	767	589	2,912	1,617	United States.....	12,466,766	12,466,766	19,628,216	18,087,538	17,213,676
Hong Kong.....	30,317	18,287	1,463	15,642	1,481	Alaska.....	106		2,102	60	
Newfoundland.....			9,375		15,296	Uruguay.....	229,669	146,619	146,619		221,833

No. 19—Importers for Consumption, by Articles and Countries, during Fiscal Years ended March 31, 1915-1919—*Con.*

Imported from—	1915	1916	1917	1918	1919	Imported from—	1915	1916	1917	1918	1919
United Kingdom	Sq. ft. 7,593,930	Sq. ft. 371,634	Sq. ft. 292,651	Sq. ft. 43,955	Sq. ft. 75,096	United Kingdom	\$ 237,813	\$ 18,700	\$ 12,592	\$ 2,963	\$ 5,680
Belgium	10,501,798	Belgium	276,701
France	29,000	France	365
Germany	35,378	Germany	1,360
Japan	6,100	Japan	499	1,252
Netherlands	29,284,118	17,551,575	25,038,812	28,925,725	17,655,353	Netherlands	191	703,288	1,233,607	1,829,729	1,501,435
United States	38,411,321	18,123,209	25,271,193	29,036,560	17,755,654	United States	731,251	722,078	1,236,098	1,827,397	1,511,377
Total	Total	1,247,871
RECAPITULATION:											
British Empire	7,593,930	371,634	292,651	43,955	75,096	British Empire	237,813	18,700	12,592	2,963	5,680
Foreign Countries	30,859,391	17,751,575	25,038,812	28,992,635	17,729,558	Foreign Countries	1,010,058	705,288	1,221,106	1,824,344	1,505,697

GERMAN LOOKING GLASS (THIN PLATE) UNSILVERED, OR FOR SILVERING. (Dutiable.)

United Kingdom	\$ 189	\$	\$ 15	\$	\$	United Kingdom	\$	\$	\$	\$	\$
Austria-Hungary	637	Austria-Hungary
Germany	66	Germany
United States	892	United States	892
Total	Total
RECAPITULATION:											
British Empire	British Empire
Foreign Countries	Foreign Countries

GLASS, CUT TO SIZE FOR MANUFACTURE OF DRY PLATES FOR PHOTOGRAPHIC PURPOSES, WHEN IMPORTED BY THE MANUFACTURERS OF SUCH DRY PLATES FOR USE EXCLUSIVELY IN THE MANUFACTURE THEREOF IN THEIR OWN FACTORIES. (Free.)

United Kingdom	\$ 18,094	\$ 29,505	\$ 15,179	\$	\$ 3,413	United Kingdom	\$ 18,094	\$ 29,505	\$ 15,179	\$	\$ 3,413
Belgium	9,223	Belgium
United States	1,418	5,271	17,888	12,310	59,813	United States	3,640	5,271	17,838	12,310	59,813
Total	21,734	25,776	33,017	12,310	63,226	Total	3,640	5,271	17,838	12,310	59,813
RECAPITULATION:											
British Empire	British Empire
Foreign Countries	Foreign Countries

No. 19—Imports for Consumption, by Articles and Countries, during Fiscal Years ended March 31, 1915-1919—*Con.*

Imported from—	1915	1916	1917	1918	1919	1915	1916	1917	1918	1919
						Imported from—				

GLASS AND GLASSWARE—Continued.

PAINTED OR VITRIFIED, CHIPPED, FIGURED, ENAMELLED AND OBRUSCED WHITE GLASS. (Datable.)

	\$	\$	\$	\$	\$	\$	\$	\$	\$	\$
United Kingdom.....	3,624	1,199	4,619	3,805	2,004	RECAPITULATION.				
Belgium.....	40	536	445	406	945	British Empire.....	3,624	1,199	4,019	3,805
United States.....	1,290	1,735	4,494	4,301	2,949	Foreign Countries.....	1,326	536	496	915
Total.....	4,950	3,670	13,607	12,512	7,958					

PLAIN, COLOURED, OPAQUE, STAINED OR TINTED, OR MUFFLED GLASS IN SHEETS. (Datable.)

	\$	\$	\$	\$	\$	\$	\$	\$	\$	\$
United Kingdom.....	27,707	2,503	1,282	9,400	4,041	RECAPITULATION.				
Austria-Hungary.....	41					British Empire.....	27,707	2,503	1,282	9,400
Belgium.....	3,000					Foreign Countries.....	36,928	8,594	31,196	4,044
France.....	370									
Germany.....	591									
United States.....	32,017	8,594	18,189	31,196	17,840					
Total.....	63,735	11,097	19,471	40,596	21,884					

PLATE GLASS, NOT BEVELLED, IN SHEETS OR PANES, NOT EXCEEDING 7 SQ. FT. EACH. (Datable.)

	Sq. ft.	Sq. ft.	Sq. ft.	Sq. ft.	Sq. ft.	Sq. ft.	Sq. ft.	Sq. ft.	Sq. ft.	Sq. ft.
United Kingdom.....	315,914	31,133	39,399	16,493	15,048	United Kingdom.....	59,979	7,253	12,671	4,823
Belgium.....	313,916				61,594	Belgium.....	61,594			
France.....	12,488					France.....	2,579			
Netherlands.....	303,804	12,447	21,125	1,359,927	909,392	Netherlands.....	68,115	7,305	4,301	
United States.....	946,182	729,126	1,432,846	1,376,329	954,310	United States.....	191,567	163,489	488,107	468,502
Total.....	1,918,204	1,082,706	1,833,370	1,376,329	954,310	Total.....	383,876	248,052	605,086	493,325
RECAPITULATION.						RECAPITULATION.				
British Empire.....	315,914	34,133	39,399	16,493	45,048	British Empire.....	59,979	7,253	12,671	4,823
Foreign Countries.....	630,266	771,573	1,443,971	1,359,827	909,302	Foreign Countries.....	132,288	170,854	492,408	488,502

SESSIONAL PAPER No. 10b

PLATE GLASS, NOT BEVELLED, IN SHEETS OR PANES, EXCEEDING 7 SQ. FT. EACH, AND NOT EXCEEDING 25 SQ. FT. EACH, N.O.P. (Dutiable.)

United Kingdom.....	Sq. ft.	Sq. ft.	Sq. ft.	Sq. ft.	Sq. ft.	Sq. ft.	\$	\$	\$	\$	\$	\$
Belgium.....	304,295	7,351	2,570	18,402	10,003	82,893	2,668	1,007	6,788	6,583		
France.....	235,054	12,040				52,668	2,833					
Netherlands.....	7,104					1,378						
United States.....	27,496	389,749	13,202	417,582	268,068	5,644	89,690	3,542	166,453	160,148		
United States.....	190,681		431,559			49,141			184,396			
Total.....	807,134	436,636	447,331	436,074	278,671	186,080	100,735	171,602	191,184	166,731		
RECAPITULATION.												
British Empire.....	304,295	7,351	2,570	18,402	10,003	82,893	2,668	1,007	6,788	6,583		
Foreign Countries.....	412,839	429,285	444,761	417,582	268,068	103,187	98,067	169,965	184,396	160,148		

PLATE GLASS, NOT BEVELLED, N.O.P. (Dutiable.)

United Kingdom.....	Sq. ft.	Sq. ft.	Sq. ft.	Sq. ft.	Sq. ft.	Sq. ft.	\$	\$	\$	\$	\$	\$
Belgium.....	592,672	35,446	38,463	51,225	37,547	151,691	9,080	13,974	18,558	41,762		
France.....	218,537	16,858				50,393	4,733					
Germany.....	6,927					1,234						
Netherlands.....	2,971					828						
United States.....	11,818	19,800	5,188	708,765	550,850	9,822	2,510	1,362	353,928	364,761		
United States.....	222,638	401,312	672,978			62,797	122,680	276,587				
Total.....	1,054,063	546,416	716,929	759,990	648,397	269,745	138,968	291,873	372,480	406,523		
RECAPITULATION.												
British Empire.....	592,672	35,446	38,463	51,225	37,547	151,691	9,080	13,974	18,558	41,762		
Foreign Countries.....	461,391	520,970	678,466	708,765	550,850	118,084	129,888	277,899	353,928	364,761		

PLATE GLASS, BEVELLED, N.O.P. (Dutiable.)

United Kingdom.....	Sq. ft.	Sq. ft.	Sq. ft.	Sq. ft.	Sq. ft.	Sq. ft.	\$	\$	\$	\$	\$	\$
Belgium.....	119	2,800				42						
United States.....	8,580	400	2,244	188	8,075	2,524	186	990	110	6,796		
United States.....	11,580	409	2,244	188	8,075	3,376	186	990	110	6,796		
Total.....	11,580	409	2,244	188	8,075	3,376	186	990	110	6,796		
RECAPITULATION.												
British Empire.....	119					42						
Foreign Countries.....	11,470	400	2,244	188	8,075	3,334	186	990	110	6,796		

No. 19.—Imports for Consumption, by Articles and Countries, during Fiscal Years ended March 31, 1915-1919.—*Con.*

Imported from—	1915	1916	1917	1918	1919	Imported from—	1915	1916	1917	1918	1919
United Kingdom.....	\$ 41,366	19,482	27,328	26,370	19,972	Netherlands.....	\$	\$	\$	\$	\$
Hong Kong.....	8	7	10	21	16	Switzerland.....	1
Austria-Hungary.....	136	8	United States.....	2	76,056	85,720	18,165
Belgium.....	763	Total.....	104,533	120,795	133,595	164,239
France.....	17,496	8,805	14,226	17,874	3,114	REGULATION.
St. Pierre and Miquelon.....	8	British Empire.....	41,374	19,489	27,338	26,391	19,988
Germany.....	10,311	6	2,272	3,610	2,972	Foreign Countries.....	63,159	58,028	93,457	107,204	114,251
Italy.....	92						
Japan.....	180	524						

GLASS AND GLASSWARE—Concluded.

SILVERED GLASS, BEVELLED OR NOT, FRAMED OR NOT FRAMED. (Dutiable.)

STAINED OR ORNAMENTAL GLASS WINDOWS. (Dutiable.)

United Kingdom.....	\$ 15,158	3,529	5,706	1,987	2,291		\$	\$	\$	\$	\$
Belgium.....	49	REGULATION.
France.....	2,770	9,699	British Empire.....	15,158	3,529	5,706	1,987	2,291
Germany.....	9,181	2,445	1,529	4,240	5,118	Foreign Countries.....	12,000	12,144	1,529	4,240	5,118
United States.....						
Total.....	27,158	15,673	7,235	6,227	7,319						

OTHER ARTICLES OF GLASS, NOT PLATE OR SHEET, DESIGNED TO BE CUT OR MOUNTED, AND MANUFACTURES OF GLASS, N.O.P. (Dutiable.)

United Kingdom.....	\$ 39,680	22,020	40,094	20,340	34,713	Netherlands.....	\$ 69	\$ 87	\$ 11	\$ 666	\$
British Oceania—	Sweden.....	2	112	1
Australia.....	Switzerland.....	6,011	8,375	7,143	5,196	4,742
Hong Kong.....	6	31	23	1,566	779	United States.....	297,423	347,163	436,363	622,353	819,634
Newfoundland.....	Total.....	338,316	390,086	514,303	694,710	934,935
Austria-Hungary.....	6,826	REGULATION.
Belgium.....	7,979	109	British Empire.....	39,686	22,051	40,117	21,910	35,591
China.....	82	6,784	5,257	Foreign Countries.....	298,630	368,035	474,686	672,800	899,344
France.....	13,907	6,292	13,110	2						
Germany.....	24,514	1,651	1,541	2,979	268						
Italy.....	1,692	4,246	16,483	31,822	69,450						
Japan.....	115						

SESSIONAL PAPER No. 106

RECAPITULATION—GLASS AND GLASSWARE. (Dutiable and Free.)

United Kingdom.....	\$ 775,872	\$ 150,673	\$ 195,256	\$ 139,994	\$ 188,387	\$ 331	\$ 7,575	\$ 36,158	\$ 78,413	\$ 137,528
Netherlands.....	41		202		122	19,702	25,249	12,341	1,352	4,429
British Oceania.....										
Australia.....	550	523	180	601	69	35				
British West Indies.....										
Bahamas.....										
Jamaica.....	212	224	163	1,816	4	355	1,007	7,158	63	1
Hong Kong.....						1,000		3,817,017	5,217	4,747
Newfoundland.....	34,988	140	79					4,009,316		5,231,418
Austria-Hungary.....	488,622	9,344	50					3,993,515		
Belgium.....	190	112	32							
China.....	50,865	30,773	29,417	25,705	9,833	2,009,556	2,211,576		4,982,608	4,884,541
France.....				90	81					
St. Pierre and Miquelon.....	20	17								
Germany.....	128,138	4,245		18						
Italy.....	3,109	1,674	1,563	2,979	300	3,524,352	2,451,626		5,238,920	
Total.....										
RECAPITULATION.										
British Empire.....						776,708	151,420	195,801	142,505	189,946
Foreign Countries.....						2,747,654	2,300,206	3,993,515	5,096,415	5,041,472

GLUE.

FISH OFFAL OR REFUSE. (Free.)

United Kingdom.....	\$ 2,400	\$ 109	\$ 16	\$ 18	\$ 2,400	\$ 2,400	\$ 10	\$ 10	\$ 18
Newfoundland.....	26,436	32,770	38,911	30,235	31,445	26,436	32,770	38,011	30,235
United States.....									
Total.....	28,836	32,770	38,911	30,245	31,463	28,836	32,770	38,011	30,245
RECAPITULATION.									
British Empire.....						2,400	10	100	19
Foreign Countries.....						26,436	32,770	38,011	30,235

GLUE, LIQUID. (Dutiable.)

United Kingdom.....	\$ 17,500	\$ 16,433	\$ 21,460	\$ 4,654	\$ 12,814	\$ 17,500	\$ 16,445	\$ 21,501	\$ 4,690	\$ 12,858
Hong Kong.....	65	12	41	39	44			72,427	99,272	129,433
China.....				50						
France.....	145	689	38			17,565	16,445	21,501	4,690	12,858
Germany.....	37,111	40,345	72,080	99,222	129,433	38,095	41,034	72,427	99,272	129,433
United States.....										
Total.....	55,660	57,479	93,628	103,962	142,291	55,660	57,479	93,628	103,962	142,291
RECAPITULATION.										
British Empire.....						17,565	16,445	21,501	4,690	12,858
Foreign Countries.....						38,095	41,034	72,427	99,272	129,433

GLUE, POWDERED OR SHEET. (Dutiable.)

United Kingdom.....	Lb. 2,189,681	Lb. 913,589	Lb. 1,648,267	Lb. 1,957,616	Lb. 166,941	Lb. 186,534	Lb. 87,464	Lb. 222,702	Lb. 338,299	Lb. 32,365
Hong Kong.....			514	10	30			11	10	43
China.....										
Austria-Hungary.....	39,889					1,214				
Belgium.....	31,940					4,650				
France.....	145,039	8,335	20,855			13,639	655	1,740		
Total.....										
RECAPITULATION.										
British Empire.....						186,534	87,464	222,702	338,299	32,365
Foreign Countries.....						1,214		11	10	43

No. 19—Imports for Consumption, by Articles and Countries, during Fiscal Years ended March 31, 1915-1919—*Con.*

Imported from—	1915	1916	1917	1918	1919	Imported from—	1915	1916	1917	1918	1919
Germany.....	Lb. 137,856	Lb. 11,764	Lb. 22,400	Lb. 153	Lb. 9,968	Germany.....	\$ 1,271	\$ 2,089	\$ 77	\$	\$
Italy.....						Italy.....					
Japan.....						Japan.....					
Netherlands.....						Netherlands.....					
Romania.....						Romania.....					
Sweden.....						Sweden.....					
United States.....						United States.....					
Total.....	3,038,259	1,362,554	2,629,154	2,431,815	906,202	Total.....	261,416	121,965	330,180	421,260	152,900
RECAPITULATION.						RECAPITULATION.					
British Empire.....	2,189,581	943,589	1,648,781	1,957,626	169,994	British Empire.....	186,534	87,464	222,713	338,309	32,408
Foreign Countries.....	848,678	418,965	980,373	474,189	739,208	Foreign Countries.....	74,882	34,501	107,467	82,951	120,492

GLUE—Concluded.
GLUE, POWDERED OR SHEET—Concluded.

MUCLAGE AND ADHESIVE PASTE. (Dutiable.)

	\$	\$	\$	\$	\$	\$	\$	\$	\$	\$	\$
United Kingdom.....	3,978	3,352	4,751	1,137	2,149	3,078	3,352	4,751	1,137	2,149	3,078
France.....		61	5		15	31,855	25,416	42,535	4,791	57,864	57,864
Germany.....	39										
Japan.....											
United States.....	1	25,055	42,529	47,790	57,845						
Total.....	35,833	28,468	47,286	48,928	60,913						

RECAPITULATION—GLUE. (Dutiable and Free.)

	\$	\$	\$	\$	\$	\$	\$	\$	\$	\$	\$
United Kingdom.....	298,012	107,219	248,913	344,057	47,328	2,330	132,916	254,876	257,200	342,141	342,141
Hong Kong.....	65	12	52	49	87	137,752	132,916	254,876	257,200	342,141	342,141
Newfoundland.....											
Austria-Hungary.....	2,400		100	10	18						
Belgium.....	1,214										
China.....	4,650										
France.....	13,804	1,405	1,783	59	15	381,745	240,682	509,216	604,395	389,667	389,667
Germany.....	10,846										
Italy.....											
Japan.....	1		1,271	2,980	78						
Netherlands.....			2,209								
Total.....											
RECAPITULATION.											
British Empire.....	219,477	107,261	249,065	344,146	47,433	219,477	107,261	249,065	344,146	47,433	47,433
Foreign Countries.....	171,268	133,421	209,140	209,249	342,214	171,268	133,421	209,140	209,249	342,214	342,214

SESSIONAL PAPER No. 106

GOLD BEATERS' MOULDS AND GOLD BEATERS' SKINS. (Free.)

United Kingdom.....	\$ 98	\$ 455	\$ 1,093	\$ 155	\$ 211	\$	\$	\$	\$
British Oceania - New Zealand.....					97				
France.....	7	14	60	1,837	92	98	485	1,093	308
United States.....	2,254	1,955	2,134	3,546	5,439	2,231	1,969	2,194	5,438
Total.....	2,339	2,454	3,237	5,633	5,889				5,681

GREASE, OIL, SOAP AND WAX.
CANDLES—PARAFFINE WAX. (Dutiable.)

United Kingdom.....	Lb. 100,450	Lb. 27,087	Lb. 19,129	Lb. 7,142	Lb. 830	\$ 8,979	\$ 2,668	\$ 7,746	\$ 1,272	\$ 238
Hong Kong.....		20	3			40	1	1		
Belgium.....	650					83	240	105	663	
France.....	484	481	323	1,433		102				
Germany.....	879		41	95		1		7	8	
Japan.....	10									
United States.....	266,241	167,918	213,292	524,237	281,001	34,823	22,141	30,348	79,046	57,794
Total.....	368,714	196,406	232,791	532,902	281,831	43,937	25,050	33,207	81,019	58,032
RECAPITULATION.										
British Empire.....	100,450	27,707	19,132	7,142	830	8,879	2,669	2,747	1,272	238
Foreign Countries.....	268,264	168,699	213,659	525,760	281,001	35,058	22,381	30,469	79,747	57,794

CANDLES—ALL OTHER. (Dutiable.)

United Kingdom.....	Lb. 51,400	Lb. 41,359	Lb. 49,058	Lb. 15,258	Lb. 1,592	\$ 5,892	\$ 9,470	\$ 7,734	\$ 3,098	\$ 251
Hong Kong.....			252	110	278	16	5	22	40	39
France.....	2,848	3,312	5,146	801	260	447	710	1,245	217	63
St. Pierre and Miquelon.....			15					3		
Germany.....	3,725					401				
Japan.....	97	148	382	82	174	8	21	48	14	32
Netherlands.....	210					16				
United States.....	237,754	348,589	447,223	430,250	459,049	45,533	44,983	66,563	76,032	103,791
Total.....	416,321	303,479	502,076	446,501	461,353	52,226	51,194	75,615	79,311	104,176
RECAPITULATION.										
British Empire.....	51,400	41,470	49,310	15,368	1,870	5,818	5,475	7,756	3,048	290
Foreign Countries.....	364,921	352,049	452,766	431,133	459,483	46,408	45,719	67,859	76,263	103,886

No. 19—Imports for Consumption, by Articles and Countries, during Fiscal Years ended March 31, 1915-1919—Con.

Imported from—	1915	1916	1917	1918	1919	Imported from—	1915	1916	1917	1918	1919
GREASE, OIL, SOAP AND WAX—Continued.											
GREASE.											
AXLE GREASE. (Dutiable.)											
United Kingdom	Lb.	Lb.	Lb.	Lb.	Lb.	United Kingdom	\$	\$	\$	\$	\$
France	17,250	89,308	27,126	43,167	43,167	France	1,707	6,497	1,935	2,944	2,944
United States	3,181,072	4,283,020	5,577,259	5,520,415	5,150,420	United States	134,667	206,488	269,855	340,144	415,368
Total	3,228,322	4,372,334	5,604,285	5,563,582	5,150,420	Total	136,374	212,889	271,790	343,088	415,368
RECAPITULATION.											
British Empire	47,250	89,308	27,126	43,167	43,167	British Empire	1,707	6,497	1,935	2,944	2,944
Foreign Countries	3,181,072	4,283,033	5,577,259	5,520,415	5,150,420	Foreign Countries	134,667	206,492	269,855	340,144	415,368

FOODS, BEING THE REFUSE OF THE COTTON SEED OR OLIVES AFTER THE OIL HAS BEEN PRESSED OUT. (Free.)

United Kingdom	Lb.	Lb.	Lb.	Lb.	Lb.	United Kingdom	\$	\$	\$	\$	\$
Cuba	38,900	1,197,800	398,800	105,500	41,300	Cuba	681	59,257	35,550	15,831	6,496
United States	262,900	1,197,800	398,800	105,500	41,300	United States	13,422	59,257	35,550	15,831	6,496
Total	301,800	1,197,800	398,800	105,500	41,300	Total	14,103	59,257	35,550	15,831	6,496
RECAPITULATION.											
British Empire	301,800	1,197,800	398,800	105,500	41,300	British Empire	14,103	59,257	35,550	15,831	6,496
Foreign Countries						Foreign Countries					

GREASE AND DEGRAS FOR STUFFING OR DRESSING LEATHER. (Free.)

United Kingdom	Lb.	Lb.	Lb.	Lb.	Lb.	United Kingdom	\$	\$	\$	\$	\$
Bermuda	364,981	654,935	254,770	110,837	16,347	Bermuda	10,682	27,154	17,756	12,536	6,363
British Oceania—	17,280			10,435	22,250	British Oceania	1,402			1,270	2,767
New Zealand					154,492	New Zealand					21,347
Germany	38,775			1,681,036	1,724,801	Germany	1,860			132,491	224,017
United States	1,495,780	2,833,127	1,981,085	1,681,036	1,724,801	United States	80,474	153,116	130,197	132,491	224,017
Total	1,916,816	3,493,062	2,235,855	1,892,328	1,915,850	Total	94,457	180,270	147,953	146,287	255,631
RECAPITULATION.											
British Empire	382,261	650,935	254,770	151,292	220,989	British Empire	12,084	27,154	17,756	13,706	30,417
Foreign Countries	1,534,555	2,833,127	1,981,085	1,681,036	1,724,801	Foreign Countries	82,373	153,116	130,197	132,491	224,017

SESSIONAL PAPER No. 106

GREASE, ROUGH, THE REFUSE OF ANIMAL FAT, FOR THE MANUFACTURE OF SOAP AND OILS ONLY. (Free.)

	Lb.	Lb.	Lb.	Lb.	Lb.	Lb.	Lb.	\$	\$	\$	\$	\$
United Kingdom.....	21,653	18,271	7,854	17,543	2,004	United Kingdom.....	198	1,264	799	2,373	401	
Bermuda.....	25,820	57,770	46,192	322,360	1,845	Bermuda.....	2,095	4,875	4,065	36,558	224	
British Oceania—						British Oceania—						
Australia.....			1,200	250,739	3,277,050	Australia.....			78	27,168	343,274	
New Zealand.....				2,579,958	10,716,128	New Zealand.....				285,452	1,015,669	
Hong Kong.....				15,543	164,717	Hong Kong.....					14,300	15
Newfoundland.....				371,673	12,800	Newfoundland.....					58,586	20,399
China.....					3,048,490	China.....					640	
Japan.....	11,840,628	7,824,418	6,993,327	8,603,839	3,048,490	Japan.....	749,463	536,221	688,660	1,283,941	495,129	
United States.....	11,869,101	7,900,459	7,048,573	12,261,631	17,253,689	United States.....	751,756	542,360	693,602	1,708,584	1,875,751	
Total.....						Total.....						
RECAPITULATION.						RECAPITULATION.						
British Empire.....	28,473	76,041	55,216	3,286,102	11,027,212	British Empire.....	2,293	6,139	4,942	366,037	1,350,583	
Foreign Countries.....	11,840,628	7,824,418	6,993,327	8,975,532	3,226,477	Foreign Countries.....	749,463	536,221	688,660	1,342,527	516,168	

TOTAL GREASE. (Dutiable and Free.)

	Lb.	Lb.	Lb.	Lb.	Lb.	Lb.	Lb.	\$	\$	\$	\$	\$
United Kingdom.....	414,884	767,514	280,780	201,567	48,251	United Kingdom.....	12,587	34,915	29,490	17,843	6,764	
Bermuda.....	43,100	57,770	46,192	332,735	24,095	Bermuda.....	3,497	4,875	4,065	37,828	2,931	
British Oceania—						British Oceania—						
Australia.....			1,200	250,739	3,277,050	Australia.....			78	27,168	343,274	
New Zealand.....				2,579,958	10,808,020	New Zealand.....					1,037,016	
Hong Kong.....				15,543	164,717	Hong Kong.....					14,300	15
Newfoundland.....				371,673	12,800	Newfoundland.....					58,586	20,399
China.....					3,048,490	China.....					640	
Cuba.....						Cuba.....						
France.....		13				France.....	681	4				
Germany.....						Germany.....	1,899					
Japan.....						Japan.....	978,026	355,082	1,124,262	1,772,407	1,141,610	
United States.....	16,780,380	16,138,365	14,390,471	15,910,840	9,968,541	United States.....	996,690	994,876	1,148,895	2,213,790	2,552,649	
Total.....	17,316,039	19,963,652	15,287,613	19,763,044	24,394,259	Total.....						
RECAPITULATION.						RECAPITULATION.						
British Empire.....	457,984	825,284	337,142	3,480,561	14,248,291	British Empire.....	16,084	39,790	24,633	382,797	1,390,000	
Foreign Countries.....	16,858,055	16,138,365	14,999,471	16,282,483	10,146,058	Foreign Countries.....	980,606	955,086	1,121,262	1,839,993	1,162,649	

OILS—FISL.

COD LAYER OIL. (Dutiable.)

	Gal.	Gal.	Gal.	Gal.	Gal.	Gal.	Gal.	\$	\$	\$	\$	\$
United Kingdom.....	1,186	638	216	151	4	United Kingdom.....	879	882	970	700	27	
Japan.....				20	3	Japan.....					24	12
France.....						France.....						
St. Pierre and Miquelon.....	6					St. Pierre and Miquelon.....	10					

No. 19—Imports for Consumption, by Articles and Countries, during Fiscal Years ended March 31, 1915-1919—*Con.*

Imported from—	1915	1916	1917	1918	1919	1915	1916	1917	1918	1919
	Gal.	Gal.	Gal.	Gal.	Gal.	Gal.	Gal.	Gal.	Gal.	Gal.
Norway.....	13,098	540	8,780	1,454	281	8,515	783	10,906	3,441	913
United States.....	6,212	10,704	8,986	1,628	288	4,541	13,742	10,906	3,441	913
Total.....	20,412	11,969	8,986	1,628	288	13,945	15,407	11,969	4,170	952
RECAPITULATION:										
British Empire.....	1,186	638	206	154	4	879	882	970	700	27
Foreign Countries.....	19,226	11,331	8,780	1,474	281	13,066	14,525	10,999	3,470	925
Imported from—										
	Gal.	Gal.	Gal.	Gal.	Gal.	Gal.	Gal.	Gal.	Gal.	Gal.
United Kingdom.....	90	150	146,858	308,239	170,021	54,945	380	124,027	501	501
Newfoundland.....	135,214	90,424	273	1,131	93	54,945	63,356	124,027	334,483	275,342
Japan.....	1,304	2,269	273	1,131	93	562	1,639	184	2,427	136
United States.....	136,728	101,840	147,133	369,498	170,114	54,969	65,355	124,213	337,411	275,478
Total.....	363,936	295,423	394,267	780,001	340,317	165,421	170,430	248,241	673,212	552,007
RECAPITULATION:										
British Empire.....	135,331	90,571	146,858	308,304	170,021	54,137	63,716	124,027	334,984	275,342
Foreign Countries.....	1,304	2,269	273	1,131	93	562	1,639	186	2,427	136

GREASE, OIL, SOAP AND WAX—Continued.

OILS—FISH—Concluded.

COD LIVER OIL. (Dutiable)—Concluded

COD OIL, N.O.P. (Dutiable. (Free from Newfoundland))

SEAL OIL. (Dutiable. (Free from Newfoundland))

Imported from—	1915	1916	1917	1918	1919	1915	1916	1917	1918	1919
	Gal.	Gal.	Gal.	Gal.	Gal.	Gal.	Gal.	Gal.	Gal.	Gal.
United Kingdom.....	10,836	43,326	46,400	81,269	162,324	4,909	21,350	30,870	76,851	222,113
Newfoundland.....	..	42	42	..	50	0
United States.....
Total.....	10,836	43,326	46,432	81,269	162,374	4,909	21,350	30,874	76,851	222,119
RECAPITULATION:										
British Empire.....	10,836	43,326	46,400	81,269	162,324	4,909	21,350	30,870	76,851	222,113
Foreign Countries.....	42	..	50	0

No. 19—Imports for Consumption, by Articles and Countries, during Fiscal Years ended March 31, 1915-1919—*Con.*

Imported from—	1915	1916	1917	1918	1919
United Kingdom	187,490	68,630	18,954	19,919	19,919
Mexico	7,186	105,076	87,109	206,458	130,878
United States	35,802	76,479	72,979	55,634	33,981
Total	35,802	76,479	72,979	55,634	33,981

GREASE, OIL, SOAP AND WAX—(Continued).

OILS—MINERAL.

ASPHALTUM OIL. (Free.)

	Gal.	Gal.	Gal.	Gal.	Gal.	REGULATION.	\$	\$	\$	\$	\$
United Kingdom	187,490	68,630	18,954	19,919	19,919	REGULATION.	32,784	11,524	4,354	3,831	
Mexico	7,186	105,076	87,109	206,458	130,878	Germany	2,516	12,918	19,655	38,059	
United States	35,802	76,479	72,979	55,634	33,981	United States	62,148	24,442	24,009	41,800	
Total	35,802	76,479	72,979	55,634	33,981	Total	97,448	24,442	24,009	41,800	

CARBONIC OR HEAVY OIL. (Free.)

	Gal.	Gal.	Gal.	Gal.	Gal.	REGULATION.	\$	\$	\$	\$	\$
United Kingdom	187,490	68,630	18,954	19,919	19,919	REGULATION.	32,784	11,524	4,354	3,831	
Mexico	7,186	105,076	87,109	206,458	130,878	British Empire	64,691	12,918	19,655	38,059	
United States	541,803	105,076	87,109	206,458	130,878	Foreign Countries	64,691	12,918	19,655	38,059	
Total	746,539	173,706	106,063	226,407	130,878	Total	97,448	24,442	24,009	41,800	

COAL AND KEROSENE OIL, DISTILLED, PURIFIED OR REFINED. (Dutiable.)

	Gal.	Gal.	Gal.	Gal.	Gal.	REGULATION.	\$	\$	\$	\$	\$
United Kingdom	110	1,219	50	214	214	REGULATION.	18	341	12	41	
Newfoundland	817	440	220	131,523	131,523	Newfoundland	142	90	45	41	
United States	9,586,232	6,420,106	9,325,114	11,858,277	3,769,946	United States	653,211	345,694	553,657	937,721	
Total	9,587,159	6,421,825	9,325,384	11,858,491	3,901,149	Total	653,401	346,125	553,714	937,702	

REGULATION.

British Empire	927	1,659	270	214	214	REGULATION.	160	431	57	41	
Foreign Countries	9,586,232	6,420,106	9,325,114	11,858,277	3,769,946	Foreign Countries	653,211	345,694	553,657	937,721	
Total	9,587,159	6,421,825	9,325,384	11,858,491	3,901,149	Total	653,401	346,125	553,714	937,702	

SESSIONAL PAPER No. 10b

CRUDE PETROLEUM, FUEL AND GAS OILS, 8235 SPECIFIC GRAVITY OR HEAVIER, AT 60 DEGREES. (Free to Feb. 16, 1916. Dutiable thereafter.)

	Gal.	Gal.	Gal.	Gal.	Gal.	\$	\$	\$	\$
United Kingdom.....	1,966	12,657,307				276	373,180		
Peru.....	3,355,940	166,981,923				86,521	3,338,477		
United States.....	192,845,351	179,629,230				5,143,700	3,711,657		
Total.....	196,203,257	179,629,230				5,230,497	3,711,657		
RECAPITULATION.									
British Empire.....	1,966					276			
Foreign Countries.....	196,201,291	179,629,230				5,230,221	3,711,657		

CRUDE PETROLEUM IN ITS NATURAL STATE 7900 SPECIFIC GRAVITY OR HEAVIER AT 60 DEGREES TEMPERATURE, WHEN IMPURED BY OIL REFUSERS TO BE REFINED IN THEIR OWN FACTORIES. (Dutiable from Feb. 16, 1916.)

	Gal.	Gal.	Gal.	Gal.	Gal.	\$	\$	\$	\$
United Kingdom.....			16,183,663	22,684,465	24,010,065			483,582	625,736
Peru.....			119,319,592	168,691,592	236,809,939			4,616,626	8,820,473
United States.....		7,113,851					298,707		
Total.....		7,113,851	135,533,089	191,376,057	260,819,944		298,707	5,100,208	9,456,209
RECAPITULATION.									
British Empire.....		7,113,851					298,707		
Foreign Countries.....			135,533,089	191,376,057	260,819,944			5,100,208	9,456,209

CRUDE PETROLEUM, GAS OILS OTHER THAN NAPHTHA, BENZINE AND GASOLINE, LIGHTER THAN 8235 BUT NOT LESS THAN 775 SPECIFIC GRAVITY AT 60 DEGREES. (Dutiable.)

	Gal.	Gal.	Gal.	Gal.	Gal.	\$	\$	\$	\$
United Kingdom.....			833	866,902	47,135			23	66,946
Peru.....	64,657	29,918	119,626			5,418	2,270	8,125	5,824
United States.....									
Total.....	64,657	29,918	120,459	866,902	47,135	5,418	2,270	8,125	66,946
RECAPITULATION.									
British Empire.....	64,657					5,418			
Foreign Countries.....		29,918	120,459	866,902	47,135		2,270	8,125	66,946

GASOLINE UNDER 725 SPECIFIC GRAVITY AT 60 DEGREES TEMPERATURE. (Free.)

	Gal.	Gal.	Gal.	Gal.	Gal.	\$	\$	\$	\$
United Kingdom.....				1,675	1,270				662
Newfoundland.....								99,784	
Peru.....	26,504,646	28,078,205	15,062,381	13,655,613	2,824,512	2,828,383	3,081,244	3,220,714	2,989,134
United States.....									
Total.....	26,504,646	28,078,205	16,477,648	13,657,288	2,825,812	2,828,383	3,081,244	3,320,498	2,989,796
RECAPITULATION.									
British Empire.....	26,504,646					2,828,383			662
Foreign Countries.....		28,078,205	16,477,648	13,655,613	2,824,512		3,081,244	3,320,498	2,989,134

No. 19—Imports for Consumption, by Articles and Countries, during Fiscal Years ended March 31, 1915-1919—*Con.*

Imported from—	1915	1916	1917	1918	1919	Imported from—	1915	1916	1917	1918	1919
GREASE, OIL, SOAP AND WAX—Continued. OLS—MINERAL—Concluded. ILLUMINATING OILS COMPOSED WHOLLY OR IN PART OF THE PRODUCTS OF PETROLEUM, COAL, SHALE OR LIGNITE, COSTING MORE THAN THIRTY CENTS PER GALLON. (Datable.)											
United Kingdom.....	Gal. 3,775	Gal. 3,157	Gal. 131	Gal. 1,876	Gal. 1,000	United Kingdom.....	\$ 1,615	\$ 1,753	\$ 98	\$ 1,349	\$ 501
France.....	100	390	691	390	France.....	155	419	1,291	523
United States.....	120,726	159,670	179,654	159,417	227,433	United States.....	48,733	62,017	81,649	96,631	175,278
Total.....	124,601	151,157	180,476	191,683	228,433	Total.....	59,503	64,219	83,008	98,401	175,779
RECAPITULATION.											
British Empire.....	Gal. 3,775	Gal. 3,157	Gal. 131	Gal. 1,876	Gal. 1,000	British Empire.....	\$ 1,615	\$ 1,753	\$ 98	\$ 1,349	\$ 501
Foreign Countries.....	129,826	151,030	180,345	189,807	227,433	Foreign Countries.....	48,888	62,466	82,910	97,055	175,278

PETROLEUM EXPORTED BY MEMBERS OF MEXICAN COMPANIES OR CONSIGNEES FOR USE IN THE CONCENTRATION OF ORES OR METALS IN THEIR OWN CONCENTRATING ESTABLISHMENTS—(Free)											
United Kingdom.....	Gal.	Gal.	Gal.	Gal.	Gal.	United Kingdom.....	\$	\$	\$	\$	\$
United States.....	4,710	United States.....	118	1,922
Total.....	4,710	Total.....	118	1,922
RECAPITULATION.											
British Empire.....	British Empire.....
Foreign Countries.....	4,710	Foreign Countries.....	118	1,922

PETROLEUM (NOT INCLUDING TURBINE PETROLEUM IMPORTED TO BE REFINED, OR DEWATERING OR LUBRICATING OILS) —8235 SPECIFIC GRAVITY OR HEAVIER AT 60 DEGREES TEMPERATURE. (Datable from Feb. 16, 1916.)											
United Kingdom.....	Gal.	Gal.	Gal.	Gal.	Gal.	United Kingdom.....	\$	\$	\$	\$	\$
France.....	France.....
United States.....	14,012,093	132,206,807	145,873,118	139,635,201	139,635,201	United States.....	375,881	1,179,789	42	6,412,279	7,923,246
Total.....	14,012,093	132,206,817	145,873,118	139,635,201	139,635,201	Total.....	375,881	4,179,881	6,412,279	7,923,246	7,923,246
RECAPITULATION.											
British Empire.....	British Empire.....
Foreign Countries.....	14,012,093	132,206,817	145,873,118	139,635,201	139,635,201	Foreign Countries.....	375,881	4,179,881	6,412,279	7,923,246	7,923,246

SESSIONAL PAPER No. 10b

PRODUCTS OF PETROLEUM, N.O.P. (Dutiable.)

	Gal.	Gal.	Gal.	Gal.	Gal.	Gal.	Gal.	\$	\$	\$	\$	\$	\$
United Kingdom.....	44,771	150,126	1,353	17,447	17,447	8,354	22,978	463	2,036				
Newfoundland.....		50	50					5					
Peru.....		1,337,138	5,211,208	5,211,208	5,211,208	5,211,208	107,518	433,444	467,876				
United States.....	5,723,266	6,149,659	6,483,507	16,423,180	24,617,623	588,238	582,075	1,033,595	2,974,531	5,106,783			
Total.....	5,768,037	6,299,785	7,822,048	21,651,925	29,882,932	586,592	605,053	1,141,581	3,416,911	5,574,659			
RECAPITULATION.													
British Empire.....	44,771	150,126	1,403	17,447	17,447	8,354	22,978	463	2,036				
Foreign Countries.....	5,723,266	6,149,659	7,820,645	21,634,478	29,882,932	588,238	582,075	1,141,113	3,413,975	5,574,659			

TOTAL MINERAL OILS, (Dutiable and Free.)

	\$	\$	\$	\$	\$	\$	\$	\$	\$	\$	\$	\$	\$
United Kingdom.....	43,047	36,738	4,933	8,116	501	9,365,663	8,148,582	13,786,757	22,431,426	28,104,146			
Newfoundland.....	142	90	50	703	11,277								
France.....	155	449	1,261	524		9,498,044	8,586,077	14,483,950	23,505,949	29,589,338			
St. Pierre and Miquelon.....			42										
Germany.....	2,516	27,038							4,982	11,778			
Mexico.....		27,038				43,180	36,828		8,819				
Peru.....	86,521	373,180	690,307	1,065,180	1,473,414	9,454,555	8,649,249	14,478,967	23,437,130	29,577,560			
RECAPITULATION.													
United States.....						9,365,663	8,148,582	13,786,757	22,431,426	28,104,146			
Total.....						9,498,044	8,586,077	14,483,950	23,505,949	29,589,338			
RECAPITULATION.													
British Empire.....						43,180	36,828	4,982	8,819	11,778			
Foreign Countries.....						9,454,555	8,649,249	14,478,967	23,437,130	29,577,560			

OILS—OTHER THAN FISH AND MINERAL.

ANIMAL OIL, LARD. (Dutiable.)

	Gal.	Gal.	Gal.	Gal.	Gal.	Gal.	Gal.	\$	\$	\$	\$	\$	\$
United Kingdom.....	4,799	40	1,109	1,229	1,229	1,774	24	626	1,498				
Hong Kong.....			8	8					5				
United States.....	27,616	46,683	63,097	26,206	25,546	13,497	23,546	43,248	23,195	35,866			
Total.....	32,415	46,733	64,206	27,443	25,546	15,271	23,570	43,874	24,698	35,866			
RECAPITULATION.													
British Empire.....	4,799	40	1,109	1,237		1,774	24	626	1,503				
Foreign Countries.....	27,616	46,683	63,097	26,206	25,546	13,497	23,546	43,248	23,195	35,866			

No. 19—Imports for Consumption, by Articles and Countries, during Fiscal Years ended March 31, 1915-1919—*Con.*

Imported from	1915	1916	1917	1918	1919	Imported from—				1915	1916	1917	1918	1919
GREASE, OIL, SOAP AND WAX—Continued.														
OILS—OTHER THAN FISH AND MINERAL—Continued.														
ANIMAL OIL, NEARFOOT. (Dutiable.)														
United Kingdom	Gal.	Gal.	Gal.	Gal.	Gal.	Gal.	Gal.	Gal.	Gal.	Gal.	Gal.	Gal.	Gal.	Gal.
United States	10,061	11,296	13,839	7,993	3,691	United Kingdom								
Total	10,061	11,296	13,839	7,993	3,691	United States	\$	\$	\$	\$	\$	\$	\$	\$
RECAPITULATION.														
British Empire	10,061	11,296	13,839	7,993	3,691	Total	7,396	9,192	14,511	9,936	14,511	9,936	14,511	5,077
Foreign Countries						RECAPITULATION.	7,396	9,192	14,511	9,936	14,511	9,936	14,511	5,077
						British Empire	7,396	9,192	14,511	9,936	14,511	9,936	14,511	5,077
						Foreign Countries								
ANIMAL OIL, S.O.F. (Dutiable.)														
United Kingdom	Gal.	Gal.	Gal.	Gal.	Gal.	United Kingdom	\$	\$	\$	\$	\$	\$	\$	\$
British West Indies	1,494	2,900	3,236	11,215		British West Indies—								
Barbados						Jamaica	584	1,019	6,659	12,171	6,659	12,171	6,659	
Trinidad and Tobago						Trinidad and Tobago								
Other						China								224
China	8,154	17,041	75,810	151,639	18,450	United States	4,726	10,438	55,916	245,091	55,916	245,091	245,091	371,932
United States	8,154	17,041	75,810	151,639	220,327	Total	5,280	11,485	62,575	257,232	62,575	257,232	257,232	375,156
Total	9,648	19,949	85,046	165,854	238,777	RECAPITULATION.	5,280	11,485	62,575	257,232	62,575	257,232	257,232	375,156
RECAPITULATION.														
British Empire	1,494	2,900	3,236	14,215	18,450	British Empire	584	1,019	6,659	12,171	6,659	12,171	12,171	224
Foreign Countries	8,154	17,049	75,810	151,639	220,327	Foreign Countries	4,726	10,460	55,916	245,091	55,916	245,091	245,091	371,932
ESSENTIAL OILS, PEPPERMINT. (Dutiable.)														
United Kingdom	Lb.	Lb.	Lb.	Lb.	Lb.	United Kingdom	\$	\$	\$	\$	\$	\$	\$	\$
Hong Kong	270	761	1,525	185	900	Hong Kong	900	769	1,359	1,101	1,359	1,101	1,101	724
China	26	32	326	169	341	China	31	40	313	276	313	276	276	812
Japan	4	4	5			Japan	1	52	1	448	1	448	448	664
United States	6,842	9,969	9,766	15,325	14,408	United States	15,538	16,482	20,299	42,772	20,299	42,772	42,772	53,606
Total	7,142	10,849	11,622	16,171	16,371	Total	16,569	17,343	22,002	44,600	22,002	44,600	44,600	55,209
RECAPITULATION.														
British Empire	296	793	1,851	345	1,241	British Empire	1,021	809	1,702	1,380	1,702	1,380	1,380	1,536
Foreign Countries	6,846	10,056	9,771	15,826	15,130	Foreign Countries	15,539	16,534	20,300	43,220	20,300	43,220	43,220	53,670

SESSIONAL PAPER No. 10b

ESSENTIAL OILS, N.O.P. (Dutiable.)

	Lb.	Lb.	Lb.	Lb.	Lb.	Lb.	Lb.	Lb.	\$	\$	\$	\$	
United Kingdom.....	26,883	23,829	24,736	33,297	22,365				32,999	29,627	46,525	62,478	75,853
British East Indies—													
India.....	300			25					158			33	
Straits Settlements	4,632								1,761				
Other.....													
British Oceania—													
Australia.....	840	940	4,453	8,131	38,346				271	430	1,855	3,044	13,936
British West Indies.....	240			618					430			1,231	
Jamaica.....					1,540								1,672
Hong Kong.....	617	1,365	109	41					521	1,386	33	89	1,742
Newfoundland.....		35								15			
Bulgaria.....		94								5,875			
China.....	14,906	162	1,686							25	1,223		
France.....	4,572	14,972	6,585	8,749	7,492				26,892	29,952	25,304	33,433	40,958
Germany.....		5		3					8,889			115	
Greece.....										72			
Italy.....	7,235	11,014	7,122	4,041	12,825				14,498	11,727	7,759	4,706	12,197
Japan.....	1,232	889	161	381	1				1,009	791	232	91	8
Netherlands.....	50		125		1				128		195		8
Russia.....	51								18				8
Spain.....	290	200	358		525				1,178	2,261	1,063	2,738	10,899
Switzerland.....	147,571	201,523	200,159	272,732	313,880				209,794	217,514	273,336	308,612	519,008
United States.....													
Total.....	299,349	255,225	245,714	328,263	398,194				298,546	299,740	358,258	477,090	676,281
RECAPITULATION.													
British Empire.....	33,512	56,169	29,328	42,145	63,377				36,140	31,458	48,443	66,895	86,203
Foreign Countries.....	175,837	229,056	216,386	286,118	334,727				262,406	268,282	309,815	410,195	583,078

LUBRICATING OILS COMPOSED WHOLLY OR IN PART OF PETROLEUM AND COSTING LESS THAN 25 CENTS PER GALLON. (Dutiable.)

	Gal.	Gal.	Gal.	Gal.	Gal.	Gal.	Gal.	Gal.	\$	\$	\$	\$	
United Kingdom.....	3,287	1,994	1,552						696	476	385		
Hong Kong.....					42								9
Newfoundland.....												22	
Germany.....	5,315			135					1,254				25,639
Peru.....					221,926								
Russia.....	4,369,438	3,755,768	4,513,648	2,837,115	2,417,817				570,394	510,506	636,055	481,104	438,240
United States.....													
Total.....	4,369,293	3,757,762	4,515,200	2,837,950	2,339,785				572,375	510,982	636,440	481,126	463,888
RECAPITULATION.													
British Empire.....	3,287	1,994	1,552	135	42				696	476	385	22	9
Foreign Countries.....	4,365,006	3,755,768	4,513,648	2,837,115	2,339,743				571,679	510,506	636,055	481,104	463,879

No. 19—Imports for Consumption, by Articles and Countries, during Fiscal Years ended March 31, 1915-1919—*Con.*

Imported from—	1915	1916	1917	1918	1919	Imported from—	1915	1916	1917	1918	1919
United Kingdom.....	Gal. 92,794	Gal. 95,362	Gal. 26,564	Gal. 7,108	Gal. 5,026	United Kingdom.....	\$ 31,555	\$ 25,073	\$ 14,390	\$ 3,786	\$ 3,365
British East Indies—						British East Indies—					
India.....						India.....					
Straits Settlements.....						Straits Settlements.....					
Other.....	240	51			2	Other.....	240	29			3
Newfoundland.....						Newfoundland.....					
Belgium.....	1,037					Belgium.....	278				
China.....	1,094					China.....	928				
France.....	632	66	6			France.....	342	111	55		
Germany.....	969					Germany.....	432				
Italy.....		1,670				Italy.....		630			
Japan.....						Japan.....					
Norway.....	110	2				Norway.....	44				21
Sweden.....	21				25	Sweden.....	9				
United States.....	859,959	883,101	1,279,977	1,848,602	3,469,155	United States.....	261,115	258,232	408,708	646,579	1,488,985
Total.....	950,896	989,242	1,300,547	1,845,710	3,469,108	Total.....	294,943	284,078	423,153	650,365	1,492,371
RECAPITULATION.....						RECAPITULATION.....					
British Empire.....	93,034	95,413	26,564	7,108	5,028	British Empire.....	31,795	25,102	14,390	3,786	3,368
Foreign Countries.....	863,862	884,829	1,279,983	1,838,602	3,469,180	Foreign Countries.....	263,148	258,976	408,753	646,579	1,489,006

VEGETABLE OILS—CASSTOR. (Dutiable.)

United Kingdom.....	Gal. 70,758	Gal. 123,610	Gal. 128,858	Gal. 22,430	Gal. 3,501	United Kingdom.....	\$ 42,053	\$ 91,814	\$ 136,149	\$ 39,784	\$ 5,861
China.....				2,453	191	China.....				3,032	401
France.....	469	60				France.....	338	85			
Germany.....	0					Germany.....	4				
Italy.....	1,840	1,663	475			Italy.....	1,135	1,316	892		
Japan.....					22,189	Japan.....					45,058
United States.....	1,438	6,311	3,594	18,842	39,198	United States.....	1,658	6,031	4,745	41,411	83,686
Total.....	89,511	131,049	132,927	43,725	56,679	Total.....	44,588	99,246	141,786	84,227	135,066
RECAPITULATION.....						RECAPITULATION.....					
British Empire.....	70,758	123,610	128,858	22,430	3,501	British Empire.....	42,053	91,814	136,149	39,784	5,861
Foreign Countries.....	3,753	7,439	4,069	21,295	52,578	Foreign Countries.....	2,535	7,432	5,037	44,443	129,145

SESSIONAL PAPER No. 10b

VEGETABLE OILS—COCOANUT, PALM AND PALM KERNEL, NOT EDIBLE, PEANUT AND SOYA BEAN FOR MANUFACTURE OF SOAP. (Free.)

	Gal.	Gal.	Gal.	Gal.	Gal.	Gal.	Gal.	\$	\$	\$	\$	\$
United Kingdom.....	115,268	399,332	11,511	127,559	296,312	523,323	188,339	14,756				
British East Indies—												
Ceylon.....	5,530	2,255	410,104	5,174	2,430	4,875		453,052				
India.....			246					327				
Straits Settlements.....												
British Oceania—												
Australia.....	8,866	25,810	425,051	8,260	20,926	12,938	231,839	591,563				
New Zealand.....	11,488	13,565	3,000	3,251	7,671		9,354	1,782				
China.....	16,223	46,049	13,729	10,819				700,866				
Germany.....	27,315	55,482	415,319	13,729	19,131	31,047	284,816	597,426				
Japan.....	9,910	213,316	515,400	13,289	173,476	506,745	1,752,411	631,054				
Netherlands.....	178,736		87,301	161,338				98,482				
United States.....												
Philippine Islands.....												
Total.....	411,797	615,933	2,390,107	353,285	489,966	1,078,928	2,466,739	3,089,637				
RECAPITULATION.												
British Empire.....	159,684	337,403	832,512	110,993	289,688	541,136	429,178	1,061,570				
Foreign Countries.....	252,113	278,530	1,557,595	242,292	200,278	537,792	2,016,581	2,027,767				

VEGETABLE OILS—COCOANUT, N.O.P. (Dutiable.)

	Gal.	Gal.	Gal.	Gal.	Gal.	Gal.	Gal.	\$	\$	\$	\$
United Kingdom.....	41,099	53,648	2,513	44,071	48,576	107,130	4,082				
British East Indies—											
India.....											
Straits Settlements.....	436			492	143	8					
Other.....											
Hong Kong.....		227			17						
China.....	830	4,911		770	1,477						
France.....	205			179							
Germany.....											
Japan.....	3,032	27,237	15,032	3,814	26,893	27,391	46,394	19,396			
United States.....								25,727			
Total.....	48,692	89,038	28,950	49,926	77,106	134,532	50,452	45,123			
RECAPITULATION.											
British Empire.....	41,595	53,875	2,513	45,163	48,719	107,138	4,082				
Foreign Countries.....	4,097	32,163	30,076	4,763	28,387	27,394	46,370	45,123			

No. 19—Imports for Consumption, by Articles and Countries, during Fiscal Years ended March 31, 1915-1919—Cont.

Imported from —	1915	1916	1917	1918	1919	1915	1916	1917	1918	1919
GREASE, OIL, SOAP AND WAX Continued.										
OILS—OTHER THAN FISH AND MINERAL Continued.										
VEGETABLE OILS. COTTON SEED, CRUDE, FOR THE MANUFACTURE OF REFINED COTTON SEED OIL. (Free.)										
United Kingdom		Gal.	Gal.	Gal.	Gal.	Gal.	Gal.	Gal.	\$	\$
United States	2,938,492	4,300,131	3,156,213	4,988,501	4,596,831	1,327,386	2,662,675	2,943,011	5,366,253	7,403,369
Total	2,938,492	4,300,131	3,156,213	4,988,501	4,596,831	1,327,386	2,662,675	2,943,011	5,366,253	7,403,369
RECAPITULATION.										
British Empire	2,938,492	4,300,131	3,156,213	4,988,501	4,596,831	1,327,386	2,662,675	2,943,011	5,366,253	7,403,369
Foreign Countries										
VEGETABLE OILS. COTTON SEED, REFINED, FOR CANNING FISH. (Free.)										
United Kingdom		Gal.	Gal.	Gal.	Gal.	Gal.	Gal.	Gal.	\$	\$
Hong Kong										
United States	32,000	67,797	32,685	45,615	86,912	20,309	40,912	40,019	70,291	179,758
Total	32,000	67,797	32,685	45,615	86,912	20,309	40,912	40,019	70,291	179,758
RECAPITULATION.										
British Empire	32,000	67,797	32,685	45,615	86,912	20,309	40,912	40,019	70,291	179,758
Foreign Countries										
VEGETABLE OILS. COTTON SEED, N. O. F. (Doubtful.)										
United Kingdom		Gal.	Gal.	Gal.	Gal.	Gal.	Gal.	Gal.	\$	\$
British West Indies										
China	5,460	10,157	4,253	16,600	210	432	3,187	2,308	7,817	265
France	186			3,341	210	89				
Japan	12	217	3	401,869	169,200	6	97	1	3,718	575
United States	225,920	125,975	107,015	101,869	169,200	110,893	61,112	53,806	107,659	286,879
Total	231,974	137,557	116,009	115,291	169,650	112,998	65,569	60,612	118,574	287,419
RECAPITULATION.										
British Empire	387	1,408	1,136	115,291	169,650	432	873	4,297	118,574	287,419
Foreign Countries	231,587	136,349	111,873	115,204	169,650	112,566	64,696	56,315	118,574	287,419

SESSIONAL PAPER No. 10b

VEGETABLE OILS—FLANSEED OR LINSEED, RAW OR BOILED. (Dutiable.)

	Lb.	Lb.	Lb.	Lb.	Lb.	Lb.	Lb.	\$	\$	\$	\$	\$
United Kingdom.....	154,377	105,020	200,773	306,078				10,074	7,563	20,961	32,530	
Newfoundland.....		80	40						10	5		
Belgium.....	392							22				1,498
China.....							9,916					
Japan.....		150	50						14	3		
Netherlands.....	76,983	20,040	185,512	55,937				5,829	2,099	20,804	10,598	11,199
United States.....		65,889							5,841			
Total.....	231,752	191,179	395,405	382,015	70,299			15,925	15,520	41,773	43,128	12,657
RECAPITULATION:												
British Empire.....	154,377	105,100	200,813	306,078				10,074	7,573	20,966	32,530	
Foreign Countries.....	77,375	86,079	185,592	75,937	70,299			5,851	7,947	20,807	10,598	12,657

VEGETABLE OILS—OLIVE, FOR MANUFACTURING SOAP OR TOBACCO OR FOR CANNING FISH. (Free.)

	Gal.	Gal.	Gal.	Gal.	Gal.	Gal.	Gal.	\$	\$	\$	\$	\$
United Kingdom.....			26									
France.....				95						33		
Italy.....				12,083							108	
Spain.....	2,022	2,229	14,033	20,916	2,806			1,712	3,152	19,331	37,454	11,824
United States.....												
Total.....	2,022	2,229	14,059	33,124	2,806			1,712	3,152	19,364	60,959	11,824
RECAPITULATION:												
British Empire.....	2,022	2,229	14,059	33,124	2,806			1,712	3,152	19,364	60,959	11,824
Foreign Countries.....												

VEGETABLE OILS—OLIVE, N.O.P. (Dutiable.)

	Gal.	Gal.	Gal.	Gal.	Gal.	Gal.	Gal.	\$	\$	\$	\$	\$
United Kingdom.....	20,028	14,014	11,835	2,766	79			34,866	27,913	22,135	6,800	239
Belgium.....	255							351				
France.....	56,330	47,144	62,594	24,356	5,726			91,216	74,277	113,351	60,206	21,621
French Africa.....	107							300		15		
St. Pierre and Miquelon.....			6	1					4			
Germany.....	25							21				
Greece.....	3,133	627						4,474	738			
Italy.....	114,452	85,678	108,385	23,802	348			127,685	109,130	142,245	36,377	544
Japan.....			11					18		10		
Mexico.....				76							79	
Spain.....	2,488	11,209	25,580	38,013	3,588			3,127	5,040	31,802	52,144	8,561
Turkey.....	40							33				
United States.....	21,151	33,100	38,367	57,926	7,792			26,171	40,229	54,488	112,814	21,539
Total.....	217,975	191,785	246,787	146,970	17,513			291,302	257,362	364,076	268,548	52,604
RECAPITULATION:												
British Empire.....	20,028	14,014	11,835	2,766	79			34,866	27,913	22,135	6,800	239
Foreign Countries.....	197,947	177,771	234,952	144,204	17,434			256,436	229,449	341,941	261,658	52,365

No. 19—Imports for Consumption, by Articles and Countries, during Fiscal Years ended March 31, 1915-1919—*Con.*

Imported from—	1915	1916	1917	1918	1919	Imported from—	1915	1916	1917	1918	1919
United Kingdom	Lb. 72,462	Lb. 76,123	Lb. 16,389	Lb. 3,600	Lb.	United Kingdom	\$ 15,658	\$ 9,942	\$ 2,252	\$ 842	\$
France	629	3,240	42,387	1,654		France	71	353	5,405	546	
United States		3,378				United States		201			
Total	73,091	81,741	58,776	3,600	1,654	Total	15,732	10,496	7,657	842	546
RECAPITULATION:						RECAPITULATION:					
British Empire	72,462	76,123	16,389	3,600		British Empire	15,658	9,912	2,252	842	
Foreign Countries	629	3,618	42,387		1,654	Foreign Countries	74	584	5,405		546

GREASE, OIL, SOAP AND WAX—Continued.
OILS—OTHER THAN FISH AND MINERAL—Continued.

VEGETABLE OILS—PALM, BLEACHED, AND SHEA BUTTER. (Free.)

VEGETABLE OILS—ROBIN AND CHINAWOOD. (Free.)

United Kingdom	China	United States	Total	United Kingdom	China	United States	Total
\$ 7,337	\$ 6,100	\$ 14,392	\$ 27,829	\$ 659	\$ 2,019	\$ 81,819	\$ 84,497
19,546	6,205	2,829	28,580	498,508	719,567	806,496	1,224,571
114,106	138,950	305,858	558,914	499,157	806,496	1,305,653	2,111,147
140,989	145,050	305,858	591,897	499,157	806,496	1,305,653	2,111,147
RECAPITULATION:				RECAPITULATION:			
British Empire	140,989	145,050	305,858	499,157	806,496	1,305,653	2,111,147
Foreign Countries							

VEGETABLE OILS—SESAME SEED. (Dutiable.)

United Kingdom	China	United States	Total	United Kingdom	China	United States	Total
Gal. 444	Gal. 228	Gal. 78	Gal. 750	Gal. 228	Gal. 380	Gal. 961	Gal. 1,569
14	16	3	33	251	555	61	867
584	452	514	1,550	479	61	961	1,501
472	793	734	2,000	479	61	961	1,501
1,517	1,489	1,940	4,946	961	966	1,438	4,365
RECAPITULATION:				RECAPITULATION:			
British Empire	444	228	380	961	380	512	1,853
Foreign Countries	1,073	1,251	733	733	616	926	2,022

SESSIONAL PAPER No. 10b

VEGETABLE OILS, N.O.P. (Dutiable.)

	Gal.	Gal.	Gal.	Gal.	Gal.	Gal.	Gal.	Gal.	\$	\$	\$	\$
United Kingdom.....	9,143	16,985	3,910	6,950					7,968	9,661	11,605	10,455
British Oceania—												
Australia.....						362						
Hong Kong.....	42,096	41,485	27,399	42,263		39,132		30,207	24,412	20,263	20,263	45,390
Belgium.....	3,962							4,517				
China.....	3,483	1,301	2,744	61		3,565		2,033	818	1,303		68
France.....	13,630	12,723	3,090					13,006	7,731	4,677		
Germany.....	636							239				
Japan.....	30	7,175	1,904	20,110		23,161		30	3,048	1,298		15,587
Mexico.....				144								102
Netherlands.....			190								287	
Russia.....	1,300							1,398				
United States.....	67,567	36,853	63,839	102,714		77,155		34,404	23,641	37,730		62,047
Total.....	141,777	115,622	116,076	172,245		143,373		93,812	69,311	77,253	133,649	296,512
RECAPITULATION.												
British Empire.....	51,169	57,570	39,309	49,213		39,494		33,175	34,073	31,808		55,845
Foreign Countries.....	90,608	58,052	76,767	123,032		103,881		55,637	35,238	45,385		77,304

OTHER OILS, N.E.S. (Dutiable.)

	Gal.	Gal.	Gal.	Gal.	Gal.	Gal.	Gal.	Gal.	\$	\$	\$	\$
United Kingdom.....	12,486	28,982	37,150	8,207					7,066	12,655	10,376	8,072
British Oceania—												
Australia.....						56						
Hong Kong.....	178	203	1,271	91		22		115	141	848		15
Belgium.....	3,810							7,511				
China.....	1,905	4,934	52	38		531		998	1,101	35		45
France.....	1,218	7,051	190	60				817	1,594	204		967
Germany.....	177							179				
Italy.....				68								294
Japan.....	212	362	167			15		146	294	434		20
Switzerland.....	1,850		136	150		28		531	504	504		1,237
United States.....	186,474	232,308	300,607	309,309		325,632		53,686	93,302	101,838		187,347
Total.....	208,310	273,840	339,573	317,913		329,324		71,049	109,087	114,329	198,096	269,039
RECAPITULATION.												
British Empire.....	12,664	29,185	38,421	8,298		3,115		7,181	12,706	11,224		8,206
Foreign Countries.....	195,646	244,655	301,152	309,615		326,209		63,868	96,291	103,105		189,890

SESSIONAL PAPER No. 10b

	5,875	14,367	20,331	792,839	RECAPITULATION			1,450,585	1,707,193
Bulgaria.....	28,352	141,915	95,690	62,579	527,984	725,665	1,460,719	1,450,585	1,707,193
China.....	117,434	141,915	95,690	62,579	12,817,338	13,217,462	29,458,975	34,187,552	43,999,828
France.....	360	57	8						
French Africa.....	40								
St. Pierre and Miquelon.....									
United Kingdom.....	117,465	36,124	100,996	91,141	147,750	91,692	32,564	18,422	17,711
France.....	1,719,496	243,382	23,081	2,398	7,696	9,073	3,001	10	407
Italy.....	45,678	9,827			4,673	76,977	18,760	2,358	365
Spain.....	4,800	449			285	1,775	1,300		
United States.....	30,791	64,155	77,512	87,226	3,862	6,582	8,863	16,654	16,909
Total.....	1,940,770	1,366,321	100,996	91,141	147,750	91,692	32,564	18,422	17,711
RECAPITULATION									
British Empire.....	117,465	36,124	100,996	2,398	7,696	9,073	3,001	10	407
Foreign Countries.....	1,793,305	287,801	100,996	88,773	139,651	85,619	28,900	18,412	17,304

SOAP.

CASHEW. (Dutiable.)

COMMON OIL LAUNDRY. (Dutiable.)

	301,641	107,567	31,017	6,830	16,411	6,186	4,073	2,656	1,020
United Kingdom.....	301,641	107,567	31,017	6,830	16,411	6,186	4,073	2,656	1,020
Newfoundland.....	10	260				8	3		
Belgium.....	1,098				1				
France.....	7,461,682	10,413	5,836,800	4,758,249	387,268	642	325,148	132,788	143,221
United States.....	7,764,341	7,368,413	5,867,817	4,765,079	403,729	381,337	329,224	435,444	444,241
Total.....	301,641	107,707	31,017	6,830	16,411	6,194	4,076	2,656	1,020
RECAPITULATION									
British Empire.....	7,461,682	7,260,706	5,836,800	4,758,249	387,328	375,203	325,148	432,788	443,221
Foreign Countries.....									

COMMON SALT AND LIQUID. (Dutiable.)

	67,303	70,968	23,867	2,800	3,170	3,711	5,803	1,555	332
United Kingdom.....	67,303	70,968	23,867	2,800	3,170	3,711	5,803	1,555	332
France.....	1,914	1,914			62				
Germany.....	1,313				8,030	6,520	6,143	10,113	11,224
United States.....	195,929	141,982	127,825	131,836	11,492	10,251	11,916	11,668	11,556
Total.....	266,459	212,852	154,692	134,636	11,492	10,251	11,916	11,668	11,556
RECAPITULATION									
British Empire.....	67,303	70,968	23,867	2,800	3,170	3,711	5,803	1,555	332
Foreign Countries.....	199,156	141,882	127,825	131,836	8,322	6,520	6,143	10,113	11,224

No. 19—Imports for Consumption, by Articles and Countries, during Fiscal Years ended March 31, 1915-1919—*Cont.*

Imported from—	1915	1916	1917	1918	1919	Imported from—	1915	1916	1917	1918	1919
United Kingdom.....	Lb. 101,823	Lb. 59,658	Lb. 73,276	Lb. 878,465	Lb. 1,051,064	United Kingdom.....	\$ 12,676	\$ 7,632	\$ 10,836	\$ 98,778	\$ 113,020
British Empire.....						British Oceania.....					
New Zealand.....		40				New Zealand.....		2			
Newfoundland.....						Newfoundland.....					
China.....					8,826	China.....					1,401
Japan.....	51,531	62,445	206,658	210,547	93,672	Japan.....	3,840	4,793	22,916	35,408	339
United States.....						United States.....					17,223
Total.....	156,364	122,143	280,237	1,089,012	1,155,688	Total.....	16,516	12,337	33,752	133,886	161,487
RECAPITULATION:						RECAPITULATION:					
British Empire.....	Lb. 101,823	Lb. 59,658	Lb. 73,276	Lb. 878,465	Lb. 1,051,064	British Empire.....	\$ 12,676	\$ 7,634	\$ 10,836	\$ 98,778	\$ 113,020
Foreign Countries.....	Lb. 54,541	Lb. 62,445	Lb. 206,961	Lb. 210,547	Lb. 104,624	Foreign Countries.....	\$ 3,840	\$ 4,793	\$ 22,916	\$ 35,108	\$ 38,467

WAX.

Beeswax. (Datable.)

Imported from—	1915	1916	1917	1918	1919	Imported from—	1915	1916	1917	1918	1919
United Kingdom.....	Lb. 9,931	Lb. 14,257	Lb. 12,501	Lb. 49,393	Lb. 12	United Kingdom.....	\$ 4,001	\$ 5,346	\$ 4,076	\$ 18,723	\$ 1
British Empire.....		Lb. 5,428	Lb. 17,208	Lb. 16,377		British West Indies.....		Lb. 1,652	Lb. 4,114	Lb. 6,371	
Barbados.....					620	Barbados.....					279
Jamaica.....						Jamaica.....					
Trinidad and Tobago.....					14	Trinidad and Tobago.....					13
Other.....						Other.....					
China.....				Lb. 16		China.....					
Cuba.....				Lb. 30,279	Lb. 176,988	Cuba.....			Lb. 13,865	Lb. 11,506	Lb. 73,575
Germany.....	Lb. 11,795		Lb. 330			Germany.....			Lb. 132		
Japan.....	Lb. 297		Lb. 3,374			Japan.....			Lb. 1,009		
Morocco.....		Lb. 5,677				Morocco.....		Lb. 1,699	Lb. 1,009		
United States.....	Lb. 56,841	Lb. 54,640	Lb. 94,722	Lb. 103,810	Lb. 68,445	United States.....	Lb. 19,890	Lb. 47,665	Lb. 33,821	Lb. 41,186	Lb. 32,159
Total.....	Lb. 78,804	Lb. 80,292	Lb. 164,447	Lb. 201,875	Lb. 246,169	Total.....	Lb. 28,700	Lb. 26,302	Lb. 57,015	Lb. 77,891	Lb. 106,630
RECAPITULATION:						RECAPITULATION:					
British Empire.....	Lb. 9,931	Lb. 19,685	Lb. 25,769	Lb. 65,779	Lb. 676	British Empire.....	\$ 4,001	\$ 6,998	\$ 8,109	\$ 25,194	\$ 296
Foreign Countries.....	Lb. 68,873	Lb. 60,617	Lb. 138,678	Lb. 136,105	Lb. 245,433	Foreign Countries.....	\$ 24,699	\$ 19,304	\$ 48,925	\$ 52,697	\$ 105,734

Paraffine Wax. (Datable.)

Imported from—	1915	1916	1917	1918	1919	Imported from—	1915	1916	1917	1918	1919
United Kingdom.....	Lb. 273,288	Lb. 172,943	Lb. 5,510	Lb. 71,911	Lb. 728	United Kingdom.....	\$ 13,966	\$ 7,399	\$ 871	\$ 6,332	\$ 115
British East Indies.....						British East Indies.....					
India.....		Lb. 33,600				India.....		Lb. 1,260			
Hong Kong.....			Lb. 230	Lb. 109		Hong Kong.....			Lb. 21	Lb. 10	
China.....	Lb. 666	Lb. 225				China.....	Lb. 41	Lb. 20			

SESSIONAL PAPER No. 10b

Germany.....	559	224	131	50	14	13	50
Japan.....	224	798,153	933,829	34,595	64,833	50,506	29
United States.....	728,705	1,065,145	1,618,907	1,594,810	59,198	50,506	190,825
Total.....	1,003,422	1,065,145	935,693	1,690,421	1,595,558	59,198	190,941
RECAPITULATION.....							
British Empire.....	273,268	296,513	5,739	728	892	8,659	115
Foreign Countries.....	730,154	798,602	933,963	1,594,810	64,847	50,539	190,826

SEALING WAX. (Dutiable.)

United Kingdom.....	\$ 9,913	\$ 8,948	\$ 12,010	\$ 10,725	\$ 9,115	\$	\$
British East Indies.....							
India.....		313	1	415			
France.....	91	296	294			9,913	9,115
Netherlands.....	3,261	3,466	5,040	5,961	7,411	3,355	7,111
United States.....						3,706	
Total.....	13,268	12,997	17,254	17,101	16,526		
RECAPITULATION.....							
British Empire.....						9,913	9,115
Foreign Countries.....						3,706	7,111

VEGETABLE AND MINERAL WAX, N.O.F. (Dutiable.)

United Kingdom.....	Lb. 29,023	Lb. 25,957	Lb. 15,330	Lb. 22,789	Lb. 290	\$ 2,147	\$ 4,496	\$ 2,872	\$ 4,274
British West Indies.....			1,019					317	
Hong Kong.....		14	405				4	72	
China.....					2,596				
France.....	679	5					1		
Germany.....	1,467	1,344	938	6,691	1,143	70	68	85	691
Japan.....	618,537	720,567	567,045	566,637	631,032	80,962	107,569	69,523	102,467
United States.....									
Total.....	649,706	747,867	525,370	594,917	614,875	83,592	112,138	72,897	107,402
RECAPITULATION.....									
British Empire.....	29,023	25,941	17,387	22,789	290	2,447	4,500	3,259	4,274
Foreign Countries.....	620,683	721,916	507,983	572,128	634,675	81,115	107,638	69,608	103,128
United Kingdom.....	\$ 3,519	\$ 2,801	\$ 1,301	\$ 1,141	\$ 126	\$	\$	\$	\$
Hong Kong.....		17	5						
France.....	498	17	31	25	269				
Germany.....	277								
Japan.....	46,008	54,152	69,389	85,663	51,188	3,519	2,808	1,306	1,141
United States.....						46,783	54,153	69,422	83,700
Total.....	50,392	56,977	70,728	86,811	51,582				

OTHER WAX. (Dutiable.)

United Kingdom.....	\$ 3,519	\$ 2,801	\$ 1,301	\$ 1,141	\$ 126	\$	\$	\$	\$
Hong Kong.....		17	5						
France.....	498	17	31	25	269				
Germany.....	277								
Japan.....	46,008	54,152	69,389	85,663	51,188	3,519	2,808	1,306	1,141
United States.....						46,783	54,153	69,422	83,700
Total.....	50,392	56,977	70,728	86,811	51,582				

GUN OR PISTOL COVERS AND CASES, GAME BAGS, LOADING TOOLS, AND CARTRIDGE BELTS OF ANY MATERIAL. (Dutiable.)

	\$	\$	\$	\$	\$	\$	\$	\$	\$
United Kingdom.....	5,035	761	582	18	RECAPITULATION.				
United States.....	29,900	5,556	3,170	1,598	British Empire.....				
Total.....	34,935	6,320	4,052	1,616	5,035	761	582	18	2,616
					29,900	5,556	3,470		1,598

GUT,--CAT-GUT OR WORM GUT UNMANUFACTURED, ADAPTED FOR THE MANUFACTURE OF WHIP OR OTHER CORD OR OF LIGATURES. (Free.)

	\$	\$	\$	\$	\$	\$	\$	\$	\$
United Kingdom.....	575	666	3,951	2,424	RECAPITULATION.				
British Oceania.....	307	1,584	231	117	British Empire.....				
New Zealand.....	1,042	5,901	3,402	3,314	Foreign Countries.....				
Germany.....	2,746	8,151	7,587	6,627	575	666	3,951	2,424	2,541
Japan.....					4,095	7,485	3,636	4,255	4,243
Spain.....									
United States.....									
Total.....	4,670	8,151	7,587	6,784					

GUTTA-PERCHA AND INDIA-RUBBER.

BALATA, GRUDE. (Free.)

	Lb.	Lb.	Lb.	Lb.	Lb.	Lb.	Lb.	Lb.	Lb.
United Kingdom.....	10	40	RECAPITULATION.						
Netherlands.....			British Empire.....						
Dutch Guiana.....	374	1,644	12,906	2,240	1,710	54	Foreign Countries.....		
United States.....			1,796	1,070	1,507	1,017	Total.....		
Total.....	384	1,614	12,906	4,036	1,110	304	991	9,907	1,071
RECAPITULATION.									
British Empire.....	10	40	RECAPITULATION.						
Foreign Countries.....	374	1,644	12,906	4,036	1,070	16	991	9,907	1,017

BELTING. (Dutiable.)

	\$	\$	\$	\$	\$	\$	\$	\$	\$
United Kingdom.....	4,523	1,172	282	8,541	RECAPITULATION.				
United States.....	77,532	53,299	73,959	179,758	British Empire.....				
Total.....	82,055	54,471	74,241	188,299	4,523	1,172	282	7,588	8,541
					77,532	53,299	73,959	135,940	179,758

No. 19 -Imports for Consumption, by Articles and Countries, during Fiscal Years ended March 31, 1915-1919—*Con.*

Imported from -	1915	1916	1917	1918	1919	Imported from -	1915	1916	1917	1918	1919
GUTTA-PERCHA AND INDIA-RUBBER (Continued)											
BOOTS AND SHOES. (Datable.)											
	\$	\$	\$	\$	\$		\$	\$	\$	\$	\$
United Kingdom	26,044	11,558	40,579	41,134	19,046	REAPPRECIATION.					
Newfoundland	10	10			10	British Empire	29,044	11,568	186,862	41,134	19,065
Japan	100,352	94,102	186,862	204,954	175,327	Foreign Countries	100,302	94,162	10,579	261,954	175,511
United States	126,406	107,730	197,441	306,088	195,576						
Total											
CLOTHING AND CLOTHING MADE WATERPROOF WITH INDIA RUBBER (Datable.)											
	\$	\$	\$	\$	\$		\$	\$	\$	\$	\$
United Kingdom	752,173	325,875	431,282	259,240	79,272	REAPPRECIATION.					
Hong Kong	11					British Empire	752,475	325,875	431,282	259,240	79,252
Austria-Hungary	14					Foreign Countries	55,340	126,916	293,735	471,192	65,023
France	35										
Germany	488	63	202	171,102	69						
Japan	51,730	127,953	294,533	141,102	67,558						
United States	801,815	451,891	727,917	430,432	141,855						
Total											
FELTS OF COTTON AND RUBBER, NOT EXCEEDING SEVEN INCHES WIDE, WHEN IMPORTED BY MANUFACTURERS OF CARD CLOTHING, FOR USE EXCLUSIVELY IN THE MANUFACTURE OF CARD CLOTHING IN THEIR OWN FACTORIES. (Free.)											
	\$	\$	\$	\$	\$		\$	\$	\$	\$	\$
United Kingdom	22	67	987	1,328	2,877	REAPPRECIATION.					
United States	22	223	987	1,328	2,877	British Empire	67	67	987	1,328	2,877
Total						Foreign Countries	22	223	987	1,328	2,877

SESSIONAL PAPER No. 10b

HARD RUBBER, IN SHEETS BUT NOT FURTHER MANUFACTURED, ALSO HARD RUBBER IN STRIPS OR RODS BUT NOT FURTHER MANUFACTURED, FOR USE IN CANADIAN MANUFACTURES. (Free.)

	Lb.	Lb.	Lb.	Lb.	Lb.	Lb.	\$	\$	\$	\$	\$
United Kingdom	2,302	1,612	15,741	31,683	United Kingdom	1,404	922	10,423			
United States	164,535	83,510	46,498	31,683	United States	21,702	55,319	34,630			25,707
Total	167,137	85,122	62,239	31,683	Total	23,106	56,271	45,062			25,707
RECAPITULATION:					RECAPITULATION:						
British Empire	2,302	1,612	15,741	31,683	British Empire	1,404	922	10,423			
Foreign Countries	164,535	83,510	46,498	31,683	Foreign Countries	21,702	55,319	34,630			25,707

HARD RUBBER, UNFINISHED, IN TUBES, FOR MANUFACTURE OF FOUNTAIN PENS. (Dutiable.)

	\$	\$	\$	\$	\$	\$	\$	\$	\$	\$	
United Kingdom	5,957	5,385	7,501	13,652	RECAPITULATION:						
United States	5,957	5,385	9,265	17,331	British Empire	5,957	5,385	7,501			13,652
Total	5,957	5,385	9,265	30,983	Foreign Countries	5,957	5,385	9,265			17,331

HOSE, INCLUDING COTTON OR LINEN, LINED WITH RUBBER. (Dutiable.)

	\$	\$	\$	\$	\$	\$	\$	\$	\$	\$	
United Kingdom	3,140	646	419	599	RECAPITULATION:						
United States	88,151	79,108	111,580	134,546	British Empire	3,140	646	419			599
Total	91,291	79,754	111,999	135,145	Foreign Countries	88,151	79,108	111,580			134,546

(a) MATS AND MATTING. (Dutiable.)

	\$	\$	\$	\$	\$	\$	\$	\$	\$	\$	
United Kingdom	3,205	126	37		RECAPITULATION:						
Germany	58				British Empire	3,205	126	37			4,828
United States	66,507	2,612	3,981	4,828	Foreign Countries	66,507	2,612	3,981			4,828
Total	69,770	2,738	4,021	4,828							

(a) Includes "packing" prior to 1916.

No. 19—Imports for Consumption, by Articles and Countries, during Fiscal Years ended March 31, 1915-1919—*Con.*

Imported from—	1915	1916	1917	1918	1919	Imported from—	1915	1916	1917	1918	1919
United Kingdom	\$	\$ 1,637	\$ 1,410	\$ 1,080	\$ 1,605	RECAPITULATION					
Sweden		231	4	231	4	British Empire				\$ 1,080	\$ 1,695
United States		57,361	91,500	94,636	117,597	Foreign Countries				94,870	117,601
Total		58,998	93,004	95,950	119,296						

GUTTA-PERCHA AND INDIA-RUBBER—Continued.

PACKING. (Dutiable.)

	Lb.	Lb.	Lb.	Lb.	Lb.	Lb.	\$	\$	\$	\$	\$
United Kingdom	1,458,192	5,113,081	4,988,050	1,557,519	548,488	United Kingdom		\$ 814,591	\$ 3,063,038	\$ 3,280,816	\$ 975,708
British East Indies—						British East Indies—					
Ceylon	114,111	1,607	651,847	4,305,652	1,466,683	Ceylon		73,105	697	418,355	650,162
India	987,378	22,574	18,079	313,640	62,122	India		563,197	11,659	418,355	31,621
Straits Settlements	292,837	230,025			11,785,574	Straits Settlements		107,660	105,510	11,065	4,337,256
Other						Other					
British Oceania—						British Oceania—					
Australia						Australia					
Fiji						Fiji					
New Zealand	11,860	353			38,503	New Zealand					24,908
Other	61,077					Other		7,709	141		
Belgium	35,486					Belgium		26,887			
Belgian Congo						Belgian Congo		12,932			16,795
Brazil						Brazil					17,517
France	2,265					France		1,101			130,661
French Guiana						French Guiana					388
Germany	36,200					Germany		15,139			4,186
Japan						Japan				38	
Mexico						Mexico					
Netherlands—						Netherlands—					
Dutch East Indies						Dutch East Indies					
United States	3,694,470	4,545,489	5,099,897	6,749,647	4,819,213	United States		2,041,605	2,512,200	3,028,023	3,728,086
Total	6,594,476	9,913,189	10,757,908	13,095,045	19,227,232	Total		3,694,925	5,713,275	6,744,897	7,611,621
RECAPITULATION.						RECAPITULATION.					
British Empire	2,774,378	5,267,700	5,657,976	6,270,811	13,601,370	British Empire		1,506,361	3,171,015	3,716,236	5,272,401
Foreign Countries	3,730,098	4,545,489	5,099,992	6,818,834	5,325,862	Foreign Countries		2,097,661	2,542,260	3,028,661	3,770,802

RUBBER AND GUTTA-PERCHA, CRUDE CAOUTCHOUC OR INDIA-RUBBER, UNMANUFACTURED. (Free.)

	Lb.	Lb.	Lb.	Lb.	Lb.	Lb.	\$	\$	\$	\$	\$
United Kingdom	1,458,192	5,113,081	4,988,050	1,557,519	548,488	United Kingdom		\$ 814,591	\$ 3,063,038	\$ 3,280,816	\$ 975,708
British East Indies—						British East Indies—					
Ceylon	114,111	1,607	651,847	4,305,652	1,466,683	Ceylon		73,105	697	418,355	650,162
India	987,378	22,574	18,079	313,640	62,122	India		563,197	11,659	418,355	31,621
Straits Settlements	292,837	230,025			11,785,574	Straits Settlements		107,660	105,510	11,065	4,337,256
Other						Other					
British Oceania—						British Oceania—					
Australia						Australia					
Fiji						Fiji					
New Zealand	11,860	353			38,503	New Zealand					24,908
Other	61,077					Other		7,709	141		
Belgium	35,486					Belgium		26,887			
Belgian Congo						Belgian Congo		12,932			16,795
Brazil						Brazil					17,517
France	2,265					France		1,101			130,661
French Guiana						French Guiana					388
Germany	36,200					Germany		15,139			4,186
Japan						Japan				38	
Mexico						Mexico					
Netherlands—						Netherlands—					
Dutch East Indies						Dutch East Indies					
United States	3,694,470	4,545,489	5,099,897	6,749,647	4,819,213	United States		2,041,605	2,512,200	3,028,023	3,728,086
Total	6,594,476	9,913,189	10,757,908	13,095,045	19,227,232	Total		3,694,925	5,713,275	6,744,897	7,794,200
RECAPITULATION.						RECAPITULATION.					
British Empire	2,774,378	5,267,700	5,657,976	6,270,811	13,601,370	British Empire		1,506,361	3,171,015	3,716,236	5,272,401
Foreign Countries	3,730,098	4,545,489	5,099,992	6,818,834	5,325,862	Foreign Countries		2,097,661	2,542,260	3,028,661	3,770,802

SESSIONAL PAPER No. 106

RUBBER, POWDERED, AND RUBBER OR GUTTA-PERCHA WASTE OR JUNK. (Free.)

	Lb.	Lb.	Lb.	Lb.	Lb.	Lb.	Lb.	\$	\$	\$	\$	\$
United Kingdom.....	100	7,311	390,324	483,239	306,198	United Kingdom.....	25	579	19,808	23,510	14,261	
Bermuda.....			1,100			Bermuda.....			11			
British West Indies.....			2,853			British West Indies.....			114			
Barbados.....						Barbados.....						
Jamaica.....						Jamaica.....						
Trinidad and Tobago.....						Trinidad and Tobago.....						
Other.....					226	Other.....					48	
Newfoundland.....	14,766	14,594	65,905	11,892	14,224	Newfoundland.....	495	594	4,882	669	708	
France.....	600	1,000				France.....	24	40				
St. Pierre and Miquelon.....	642,885	1,313,068	1,095,442	1,611,678	3,071,260	St. Pierre and Miquelon.....	83,467	85,027	81,493	116,055	322,341	
United States.....						United States.....						
Total.....	658,351	1,336,516	1,555,324	2,106,809	3,392,417	Total.....	83,951	86,840	106,308	140,234	337,358	
RECAPITULATION.						RECAPITULATION.						
British Empire.....	14,866	21,908	460,382	495,131	321,148	British Empire.....	520	1,173	24,815	24,179	15,017	
Foreign Countries.....	643,485	1,314,608	1,095,442	1,611,678	3,071,269	Foreign Countries.....	83,431	85,667	81,493	116,055	322,341	

RUBBER, RECOVERED, AND RUBBER SUBSTITUTE AND HARD RUBBER IN SHEETS BUT NOT FURTHER MANUFACTURED, ALSO HARD RUBBER IN STRIPS OR RODS BUT NOT FURTHER MANUFACTURED, WHEN IMPORTED FOR USE IN CANADIAN MANUFACTURES. (Free.)

	Lb.	Lb.	Lb.	Lb.	Lb.	Lb.	\$	\$	\$	\$	
United Kingdom.....	30,309					United Kingdom.....	3,672				
British East Indies.....						British East Indies.....					
India.....						India.....					
Straits Settlements.....						Straits Settlements.....					
Other.....	11,383					Other.....	2,021				
France.....	1,296					France.....	128				
Germany.....	1,431					Germany.....	197				
United States.....	5,737,087					United States.....	775,426				
Total.....	5,781,516					Total.....	781,444				
RECAPITULATION.						RECAPITULATION.					
British Empire.....	41,702					British Empire.....	5,693				
Foreign Countries.....	5,739,814					Foreign Countries.....	775,751				

RUBBER, RECOVERED. (Free.)

	Lb.	Lb.	Lb.	Lb.	Lb.	Lb.	\$	\$	\$	\$	
United Kingdom.....	4,392					United Kingdom.....		2,482	2,400	1,760	8,383
British Africa, South.....						British Africa, South.....			2,783		
British East Indies.....						British East Indies.....					
Straits Settlements.....	4,835,209		4,723,323	4,476,572	3,001,621	Straits Settlements.....		625,803	690,605	720,941	74
United States.....						United States.....					501,540
Total.....	4,839,601		4,883,165	4,487,172	3,038,586	Total.....		628,285	713,887	722,701	500,997
RECAPITULATION.						RECAPITULATION.					
British Empire.....	4,392		159,842	11,200	33,965	British Empire.....	2,482		23,282	1,760	8,457
Foreign Countries.....	4,835,209		4,723,323	4,476,572	3,001,621	Foreign Countries.....	625,803		690,605	720,941	501,540

SESSIONAL PAPER No. 10b

OTHER MANUFACTURES OF INDIA-RUBBER AND GUTTA-PERCHA, AND RUBBER CEMENT. (Dutiable.)

	\$	\$	\$	\$	\$	\$	\$	\$	\$	\$	\$	\$	\$
United Kingdom.....	224,091	192,869	213,168	173,009	106,484								
Hong Kong.....		4											
Newfoundland.....													
Austria-Hungary.....	3,399												
Belgium.....	425												
France.....	24,112	2,407	3,307	1,396	1,353								
Germany.....	34,105	279											
Italy.....	25												
Japan.....	224	739	22,898	10,777	26,693								
Netherlands.....	3												
Russia.....	8	2											
Total.....													
RECAPITULATION.													
British Empire.....	224,116												
Foreign Countries.....	652,303												
Total.....													

RECAPITULATION—GUTTA-PERCHA AND INDIA-RUBBER. (Dutiable and Free.)

	\$	\$	\$	\$	\$	\$	\$	\$	\$	\$	\$	\$	\$
United Kingdom.....	1,877,090	3,636,066	4,037,637	1,326,302	537,522								
Bermuda.....			11										
British Africa, South.....			2,783										
British East Indies—													
Ceylon.....		607			650,162								
India.....	73,195				31,621								
Straits Settlements.....	563,197	11,650	418,355	2,051,761	4,357,330								
Other.....	109,690	105,510	11,065	213,350									
British Oceania—													
Australia.....													
Fiji.....													
New Zealand.....					24,908								
Other.....	7,709	141	114										
British West Indies.....													
Barbados.....													
Jamaica.....													
Trinidad and Tobago.....													
Other.....		4			48								
Hong Kong.....	2												
Newfoundland.....	520	604	4,882	660	727								
Austria-Hungary.....	3,413												
Belgium.....	29,483												
Belgian Congo.....	12,952			16,795	17,517								
Brazil.....					120,661								
Total.....													
RECAPITULATION.													
British Empire.....	2,571,403				3,754,651								
Foreign Countries.....	5,195,458				5,780,744								
Total.....													

HAY. (Dutiable.)

	Ton.	Ton.	Ton.	Ton.	Ton.	Ton.	Ton.	Ton.	Ton.	Ton.	Ton.	Ton.	Ton.
United Kingdom.....	16,076	9,881	4,748	2,686	9,273								
United States.....													
Total.....													
RECAPITULATION.													
British Empire.....	16,076	9,881	4,748	2,686	9,273								
Foreign Countries.....													
Total.....													

No. 19 - Imports for Consumption, by Articles and Countries, during Fiscal Years ended March 31, 1915-1919—*Con.*

Imported from —	1915	1916	1917	1918	1919	Imported from —	1915	1916	1917	1918	1919
ICE. (Free.)											
United Kingdom	\$ 15,150	1,642	10,208	3,723	35,055	RECAPITULATION:	\$	\$	\$	\$	\$
United States	2,411	1,245	3,723	British Empire	17,561	5,887	10,208	3,723	35,055
Alaska	Foreign Countries
Total	17,561	5,887	10,208	3,723	35,055						
IVORY.											
IVORY NUTS, VEGETABLE. (Free.)											
United Kingdom	\$ 23,067	38,618	73,399	52,740	89,340	RECAPITULATION:	\$	\$	\$	\$	\$
United States	British Empire	23,067	38,618	73,399	52,740	89,340
Total	23,067	38,618	73,399	52,740	89,340	Foreign Countries
IVORY, UNMANUFACTURED (ANIMAL). (Free.)											
United Kingdom	Lb. 22	Lb. 188	Lb. 310	Lb. 212	Lb. 102	United Kingdom	\$ 116	\$ 1,630	\$ 1,008	\$ 1,387	\$ 517
Germany	337	55	124	4	Germany	1,645	71	127	1,097	40
United States	187	United States	397
Total	566	202	365	336	106	Total	2,358	1,701	1,135	2,484	557
RECAPITULATION:											
British Empire	22	188	310	212	102	British Empire	116	1,630	1,008	1,387	517
Foreign Countries	544	14	55	124	4	Foreign Countries	2,242	71	127	1,097	40
PIANO-KEY IVORIES. (Free.)											
United Kingdom	\$ 29,228	41,086	51,732	68,926	99,483	RECAPITULATION:	\$	\$	\$	\$	\$
France	1,730	9,401	7,483	United Kingdom	29,228	44,086	51,732	68,926	99,483
Germany	39,151	114,953	110,815	88,427	British Empire	29,228	44,086	51,732	68,926	99,483
United States	10,587	55,559	Foreign Countries	51,471	64,060	122,436	110,815	88,427
Total	80,699	109,046	174,218	179,741	181,910						

SESSIONAL PAPER No. 10b

VENERS OF IVORY, UNMANUFACTURED. (Free.)

United Kingdom.....	\$	70	70	70	70	70	70	70	\$		
United States.....	\$	6	6	6	6	6	6	6	\$		
Total.....	\$	76	76	76	76	76	76	76	\$		
		RECAPITULATION.									
		British Empire.....								\$	70
		Foreign Countries.....								\$	6
		Total.....								\$	76

United Kingdom.....	\$	50	159	136	254	176	319	319	\$		
Hong Kong.....	10	17	4	4	65	4			\$		
France.....	106	92	4	4					\$		
Germany.....	6								\$		
Japan.....	164	229	46	69	60	176	706	140	\$		
Netherlands.....	4		2,502	3,982	2,211	1,451	2,713	2,548	\$		
United States.....	1,934	1,130	2,688	3,474	2,211	1,451	2,713	2,548	\$		
Total.....	2,274	1,627	2,688	3,474	2,211	1,451	2,713	2,548	\$		
		RECAPITULATION.									
		British Empire.....								\$	176
		Foreign Countries.....								\$	140
		Total.....								\$	319

OTHER MANUFACTURES OF IVORY. (Dutiable.)

RECAPITULATION—IVORY. (Dutiable and Free.)

United Kingdom.....	\$	29,304	45,875	53,622	70,449	97,284	191,095	191,095	167,154	180,889	
Hong Kong.....	6	17	4	4	4	65	252,301	252,301	237,653	278,311	
France.....	1,896	9,493	7,483			4					
Germany.....	40,805										
Japan.....	164	229	97	46	69	29,404	53,626	53,626	70,453	97,349	
Netherlands.....	4					78,984	198,675	198,675	167,200	180,962	
Total.....											
		RECAPITULATION.									
		United States.....								\$	36,185
		Total.....								\$	108,368
		British Empire.....								\$	29,404
		Foreign Countries.....								\$	78,984
		Total.....								\$	108,368

JEWELLERY, N.O.P. (Dutiable.)

United Kingdom.....	\$	196,658	113,540	89,424	36,500	13,198	982	547	534	766	
British East Indies—							925	858	1,309	2,921	
India.....								53			
Straits Settlements.....				197			75				
Other.....			31	12			6				
British West Indies			28				6				
Egypt and Sudan.....			56	298	169	87	41	427	950	843	
Hong Kong.....	91						6				
Japan.....	28,265						590,880	560,370	861,077	822,304	
Austria-Hungary.....	73										
Belgium.....	43										
China.....		26		5	6						
Denmark.....	128										
France.....	37,705	9,769	12,746	7,983	6,244	196,749	113,655	89,431	36,669	13,285	
Germany.....	38,708	3,684	324			701,327	576,009	876,674	835,147	737,186	
Total.....											
		RECAPITULATION.									
		British Empire.....								\$	982
		Foreign Countries.....								\$	547
		Total.....								\$	1,309

No. 19—Imports for Consumption, by Articles and Countries, during Fiscal Years ended March 31, 1915-1919—*Cont.*

Imported from—	1915	1916	1917	1918	1919	Imported from—	1915	1916	1917	1918	1919
JUNK, OLD. (Free.)											
United Kingdom.....	Cwt.	Cwt.	Cwt.	Cwt.	Cwt.	United Kingdom	\$	\$	\$	\$	\$
Bermuda.....	Bermuda
British Guiana.....	90	British Guiana
British Oceania—	British Oceania—
Australia.....	Australia
New Zealand.....	New Zealand
British West Indies	British West Indies
Barbados.....	Barbados
Jamaica.....	Jamaica
Trinidad and Tobago	Trinidad and Tobago
Other.....	Other
Newfoundland	Newfoundland
Chile.....	Chile
France.....	France
St. Pierre and Miquelon.	St. Pierre and Miquelon
Norway.....	Norway
United States.....	United States
Porto Rico.....	Porto Rico
Totals.....	Total.....
RECAPITULATION.											
British Empire.....	British Empire
Foreign Countries.....	Foreign Countries

LEECHES. (Free.)

Imported from—	1915	1916	1917	1918	1919	Imported from—	1915	1916	1917	1918	1919
LIFE-SAVING APPLIANCES, MINERS' RESCUE, AND AUTOMATIC RESUSCITATION APPARATUS FOR ARTIFICIAL BREATHING. (Free.)											
United Kingdom.....	\$	\$	\$	\$	\$	United Kingdom	\$	\$	\$	\$	\$
United States.....	United States
Total.....	Total.....
RECAPITULATION.											
British Empire.....	British Empire
Foreign Countries.....	Foreign Countries

No. 19—Imports for Consumption, by Articles and Countries, during Fiscal Years ended March 31, 1915-1919—*Con.*

Imported from—	1915	1916	1917	1918	1919	1910	1915	1916	1917	1918	1919
	\$	\$	\$	\$	\$	\$	Imported from—	\$	\$	\$	\$
United Kingdom	349	17	13	139	31	31					
Hong Kong	135	39	101	42	160	160					
Japan	4,105	2,527	1,424	2,429	2,056	2,056	RECAPITULATION.				
United States	4,640	2,583	1,558	2,611	2,247	2,247	British Empire	475	59	114	191
Total							Foreign Countries	4,105	2,527	1,424	2,400
											2,056

MATTRESSES, HAIR, SPRING AND OTHER. (Outable.)

MENAGERIES, HORSES, CATTLE, CARRIAGES AND HARNESS OF. (Free.)

	\$	\$	\$	\$	\$	\$	\$	\$	\$	\$	\$
United Kingdom	50	50	50	50	50	50					
British Africa, West	845	400	3,758	32	10,155	10,155	RECAPITULATION.				
British Oceania—	100	50,612	2,004	52	52	52	British Empire	945	450	3,805	10,155
Australia	1,696	51,062	6,412	52	10,155	10,155	Foreign Countries	1,696	50,912	2,604	52
New Zealand	2,641	51,062	6,412	52	10,155	10,155					
United States											
Total											

METALS AND MINERALS.

ALUMINA. (Free.)

	Cwt.	Cwt.	Cwt.	Cwt.	Cwt.	Cwt.	\$	\$	\$	\$	\$
United Kingdom	221	88	799,227	1,651,097	1,902,296	1,902,296	501,807	545	107	1,755,720	2,296,721
United States	250,805	368,087	368,087	1,651,097	1,902,296	1,902,296	987,517	987,517	1,320,686	1,755,720	2,296,721
Total	250,805	368,308	799,315	1,651,097	1,902,296	1,902,296	501,807	988,062	1,320,793	1,755,720	2,296,721
RECAPITULATION.											
British Empire	221	88	799,227	1,651,097	1,902,296	1,902,296	501,807	545	107	1,755,720	2,296,721
Foreign Countries	250,805	368,087	368,087	1,651,097	1,902,296	1,902,296	987,517	987,517	1,320,686	1,755,720	2,296,721

No. 19—Imports for Consumption, by Articles and Countries, during Fiscal Years ended March 31, 1915-1919—*Con.*

Imported from—	1915	1916	1917	1918	1919	Imported from—	1915	1916	1917	1918	1919
METALS AND MINERALS—Continued.											
ANODES OF NICKEL, ZINC, COPPER, SILVER OR GOLD. (Dutiable.)											
United Kingdom	\$ 796	\$ 421	\$ 1,290	\$	\$	RECAPITULATION:	\$	\$	\$	\$	\$
Germany	43					British Empire	796	421	1,290		
United States	11,448	9,598	3,839	8,118	2,705	Foreign Countries	11,491	9,598	3,839	8,118	2,705
Total	12,287	9,920	5,129	8,118	2,705						
ASBESTOS, IN ANY FORM OTHER THAN CRUDE AND ALL MANUFACTURES OF. (Dutiable.)											
United Kingdom	\$ 33,591	\$ 40,921	\$ 77,910	\$ 61,233	\$ 49,522	United States	188,172	159,331	316,253	463,230	600,108
Newfoundland	4					Total	226,515	191,886	334,510	528,054	619,694
Belgium	1,734	31				RECAPITULATION:					
France	3,694		292	530		British Empire	33,505	49,921	77,910	64,233	49,522
Germany	33			71	12	Foreign Countries	193,010	157,965	316,639	493,821	601,172
Netherlands	1										
Portugal											
Sweden											
RABBIT METAL IN BLOCKS, BARS, PLATES AND SHEETS. (Dutiable.)											
United Kingdom	\$ 4,483	\$ 4,852	\$ 3,833	\$ 506	\$	RECAPITULATION:	\$	\$	\$	\$	\$
Belgium	1,494					British Empire	4,483	4,852	3,833	506	
Sweden			41		47	Foreign Countries	14,567	13,929	21,381	30,883	20,214
United States	13,193	13,929	21,337	30,883	26,167						
Total	19,080	18,781	25,214	31,389	26,214						
BISMUTH, METALLIC, IN ITS NATURAL STATE. (Free.)											
United Kingdom	Lb. 1,127	Lb. 5,581	Lb. 1,145	Lb. 2,218	Lb. 2,217	United Kingdom	\$ 2,059	\$ 13,581	\$ 3,993	\$ 6,018	\$ 8,541
United States	788	370	1,145	4,879	223	United States	1,496	1,011	3,993	10,220	832
Total	1,915	5,951	1,145	7,127	2,170	Total	3,555	14,595	3,993	16,238	9,376
RECAPITULATION:						RECAPITULATION:					
British Empire	1,127	5,581	1,145	2,218	2,217	British Empire	2,059	13,581	3,993	6,018	8,541
Foreign Countries	788	370		4,879	223	Foreign Countries	1,496	1,011	3,993	10,220	832

SESSIONAL PAPER No. 106

BLACK LEAD (Dutiable),

	\$	\$	\$	\$	\$	\$	\$	\$	\$
United Kingdom.....	4,829	5,986	5,861	4,829	5,986	5,861	4,829	5,986	5,861
United States.....	466	802	756	466	802	756	466	802	756
Total.....	5,295	6,788	6,617	5,295	6,788	6,617	5,295	6,788	6,617
				RECAPITULATION.					
				British Empire.....	4,829	5,861			
				Foreign Countries.....	466	756			

BLANKETING AND LAPPING AND DISCS OR MILLS FOR ENGRAVING COPPER ROLLERS, IMPORTED BY COTTON MANUFACTURERS, CALICO PRINTERS AND WALL PAPER MANUFACTURERS FOR USE IN THEIR OWN FACTORIES ONLY. (Free.)

United Kingdom.....	\$ 6,536	\$ 18,140	\$ 17,965	\$ 6,536	\$ 18,140	\$ 17,965	\$ 6,536	\$ 18,140	\$ 17,965
United States.....	2,426	10,400	7,274	2,426	10,400	7,274	2,426	10,400	7,274
Total.....	8,962	28,540	25,239	8,962	28,540	25,239	8,962	28,540	25,239
				RECAPITULATION.					
				British Empire.....	22,318	15,299			
				Foreign Countries.....	14,326	7,890			
				Total.....	36,814	23,189			

BRASS.

BRASS IN BARS OR RODS, IN COILS OR OTHERWISE, NOT LESS THAN 6 FEET IN LENGTH, AND BRASS IN STRIPS, SHEETS OR PLATES, NOT POLISHED, PLANISHED OR COATED, FOR USE IN CANADIAN MANUFACTURE. (Free to July 1, 1914.)

	Cwt.	Cwt.	Cwt.	Cwt.	Cwt.	Cwt.	Cwt.	Cwt.	Cwt.
United Kingdom.....	42
Germany.....	49
United States.....	5,349
Total.....	5,440
				RECAPITULATION.					
British Empire.....	42
Foreign Countries.....	5,398
				RECAPITULATION.					
				United Kingdom.....	728
				Germany.....	807
				United States.....	91,965
				Total.....	93,500
				British Empire.....	728
				Foreign Countries.....	92,772

BRASS IN BARS AND RODS, IN COILS OR OTHERWISE, NOT LESS THAN 6 FEET IN LENGTH, N.O.P. (Dutiable.)

United Kingdom.....	\$ 2,330	\$ 199	\$ 3,251	\$ 2,330	\$ 199	\$ 3,251	\$ 2,330	\$ 199	\$ 3,251	
United States.....	154,451	218,637	411,163	154,451	218,637	411,163	154,451	218,637	411,163	
Total.....	156,814	218,836	414,414	156,814	218,836	414,414	156,814	218,836	414,414	
				RECAPITULATION.						
				British Empire.....	2,330	199	3,251	2,330	199	3,251
				Foreign Countries.....	154,451	218,637	411,163	154,451	218,637	411,163
				Total.....	156,814	218,836	414,414	156,814	218,836	414,414

No. 19—Imports for Consumption, by Articles and Countries, during Fiscal Years ended March 31, 1915-1919—Cont.

Imported from—	1915	1916	1917	1918	1919	1916	1917	1918	1919
----------------	------	------	------	------	------	------	------	------	------

METALS AND MINERALS—Continued.

BRASS—Continued.

BRASS IN STRIPS, SHEETS OR PLATES, NOT POLISHED, PLANNISHED, OR COATED, N.O.F. (Datable.)

	1915	1916	1917	1918	1919	1915	1916	1917	1918	1919
United Kingdom.....	3,347	391	9,433	\$ 391	\$ 135	RECAPITULATION.				
Germany.....	106					British Empire	301	9,433		301
United States.....	186,229	198,947	299,669	369,741	110,062	Foreign Countries.....	198,647	299,669	369,741	140,062
Total.....	189,582	198,948	279,102	361,042	140,197					

BRASS IN BLOCKS, INGOTS OR PIGS. (Proc.)

	Cwt.	Cwt.	Cwt.	Cwt.	Cwt.		\$	\$	\$	\$	\$
United Kingdom.....	8,929	15,201	7,694	10,874	22,421	United Kingdom.....				128	
Newfoundland.....						Newfoundland.....				204,295	
United States.....						United States.....	102,067	228,680	266,663	487,788	
Total.....	8,929	15,201	7,700	10,874	22,421	Total.....	102,067	228,680	266,663	487,788	
RECAPITULATION.						British Empire				128	
British Empire.....	8,929	15,201	7,694	10,874	22,421	Foreign Countries.....	102,067	228,680	266,663	487,788	
Foreign Countries.....						Total.....	204,295	487,788			

BRASS CAPS ADAPTED FOR USE IN THE MANUFACTURE OF ELECTRIC BATTERIES. (Proc.)

	\$	\$	\$	\$	\$		\$	\$	\$	\$
United Kingdom.....	5,948	6,191	11,168	10,229	5,482	RECAPITULATION.				
United States.....						British Empire	6,191	11,168		
Total.....	5,948	6,191	11,168	10,229	5,482	Foreign Countries.....	5,948	6,191	10,229	5,482

BRASS CUPS, BEING ROUGH BLANKS, FOR THE MANUFACTURE OF PAPER SHELS OR CARTRIDGES. (Proc.)

	\$	\$	\$	\$	\$		\$	\$	\$	\$
United Kingdom.....	6,595					RECAPITULATION.				
United States.....	162,237	610,276	1,169,483	385,531	549,725	British Empire	6,595			
Total.....	168,832	610,276	1,169,483	385,531	549,725	Foreign Countries.....	162,237	610,276	1,169,483	385,531

No. 19—Imports for Consumption, by Articles and Countries, during Fiscal Years ended March 31, 1915-1919—*Con.*

Imported from—	1915	1916	1917	1918	1919	1915	1916	1917	1918	1919
	Lb.	Lb.	Lb.	Lb.	Lb.	\$	\$	\$	\$	\$
United Kingdom	165,425	18,536	15,199	3,020	3,020	29,555	4,544	5,437		607
Germany	31,682	1,137,803	1,082,341	845,588	6,144	276,818	340,360	449,355	354,972	238,231
United States	1,417,911	1,156,339	1,097,543	581,237	581,237	312,517	344,904	454,792	354,972	238,838
Total	1,615,018	1,156,339	1,097,543	581,237	581,237	312,517	344,904	454,792	354,972	238,838
RECAPITULATION:										
British Empire	165,425	18,536	15,199	3,020	3,020	29,555	4,544	5,437		607
Foreign Countries	1,449,593	1,137,803	1,082,341	845,588	581,237	282,962	340,360	449,355	354,972	238,231

METALS AND MINERALS—Continued.

BRASS—Concluded.
 TUNG, NOT POLISHED, BENT OR OTHERWISE MANUFACTURED, IN LENGTHS NOT LESS THAN 6 FEET. (Free.)

WIRE CLOTH, WOVEN WIRE OF BRASS, N.O.F. (Dutiable.)

Imported from—	1915	1916	1917	1918	1919	1915	1916	1917	1918	1919
	\$	\$	\$	\$	\$	\$	\$	\$	\$	\$
United Kingdom	18,714	5,768	29,932	31,760	38,855	72,625	157,860	294,398	436,668	438,719
Newfoundland			12			117,159	164,195	321,342	468,428	477,574
Austria-Hungary	248									
Belgium	2,297									
France	7,132	567				18,714	5,768	26,944	31,761	38,855
Germany	16,015					98,445	158,427	294,398	436,668	438,719
Sweden	428									
Total	43,844	6,335	30,044	31,760	38,855	117,159	164,195	321,342	468,428	477,574
RECAPITULATION:										
British Empire	18,714	5,768	29,932	31,760	38,855	72,625	157,860	294,398	436,668	438,719
Foreign Countries	24,870	6,335	30,044	31,760	38,855	44,534	66,335	126,944	231,760	338,855

WIRE, PLAIN. (Dutiable.)

Imported from—	1915	1916	1917	1918	1919	1915	1916	1917	1918	1919
	Lb.	Lb.	Lb.	Lb.	Lb.	\$	\$	\$	\$	\$
United Kingdom	2,294	568	265	100	10	522	223	197	78	22
Hong Kong	8				7	2				3
Germany	150					59				
United States	443,540	330,138	448,558	505,630	322,981	70,171	90,929	294,929	240,824	146,746
Total	445,992	330,706	448,863	505,730	322,998	70,754	91,152	295,036	240,902	146,771
RECAPITULATION:										
British Empire	2,302	568	265	100	17	524	223	197	78	25
Foreign Countries	443,690	330,138	448,558	505,630	322,981	70,230	90,929	294,929	240,824	146,746

No. 19—Imports for Consumption, by Articles and Countries, during Fiscal Years ended March 31, 1915-1919—*Con.*

Imported from—	1915	1916	1917	1918	1919	Imported from—	1915	1916	1917	1918	1919
United Kingdom	\$ 734	\$ 3,986	\$ 8,577	\$ 1,467	\$ 1,111		\$	\$	\$	\$	\$
Belgium	61					RECAPITULATION.					
France	11					British Empire	734	3,986	8,577	1,467	1,111
Germany	26					Foreign Countries	14,211	6,787	7,700	8,083	15,542
Japan	51	6,787	7,700	8,083	15,542						
United States	14,059										
Total	14,945	10,773	16,277	9,550	16,653						

METALS AND MINERALS—Continued

BRITANNIA METAL, MANUFACTURES OF, NOT PLATED. (Dutiable.)

BUCKLES AND CLASPS OF IRON, STEEL, BRASS OR COPPER, OF ALL KINDS N.O.P. (NOT BEING JEWELLERY). (Dutiable.)

United Kingdom	\$ 7,765	\$ 2,138	\$ 1,363	\$ 1,604	\$ 1,041		\$	\$	\$	\$	\$
Belgium	20					RECAPITULATION.					
France	461				4	British Empire	7,765	2,138	1,363	1,604	1,041
Germany	1,088					Foreign Countries	112,645	135,641	204,492	160,335	190,428
Japan	1										
United States	111,973	135,641	204,494	160,335	190,423						
Total	120,440	137,779	295,885	161,939	191,469						

CAGES, BIRD, PARROT, SQUIRREL AND RAT, OF WIRE, AND METAL PARTS THEREOF. (Dutiable.)

United Kingdom	\$ 255	\$ 28	\$ 119	\$	\$		\$	\$	\$	\$	\$
Germany	71					RECAPITULATION.					
Japan	1				5	British Empire	255	28	119	3,293	4,067
United States	5,780	3,511	2,670	3,292	4,062	Foreign Countries	5,851	3,511	2,681	3,293	4,067
Total	6,105	3,539	2,800	3,293	4,067						

CINNABAR. (Free.)

	Lb.	Lb.	Lb.	Lb.	Lb.	\$	\$	\$	\$
United Kingdom.....	500								
Austria-Hungary.....	200								
United States.....									
Total.....	700							341	
RECAPITULATION.								110	
British Empire.....	500								
Foreign Countries.....	200								
Total.....								451	
RECAPITULATION.								341	
British Empire.....									
Foreign Countries.....									
Total.....								110	

COMPOSITION METAL AND PLATED METAL, IN BARS, INGOTS OR CORES, FOR THE MANUFACTURE OF WATCH CASES, JEWELLERY, FILLED GOLD AND SILVER SEAMLESS WIRE. (Dutiable.)

	\$	\$	\$	\$	\$	\$	\$	\$	\$
United Kingdom.....	3,898	4,932	20,134						
United States.....		4,932	4,182						
Total.....	3,898	4,932	20,134						
RECAPITULATION.									
British Empire.....									
Foreign Countries.....									
Total.....								3,898	4,932
RECAPITULATION.								20,134	
British Empire.....									
Foreign Countries.....									
Total.....								20,134	39,520

COPPER.

COPPER, IN BARS AND RODS IN COIL OR OTHERWISE, IN LENGTHS OF NOT LESS THAN 6 FEET, UNMANUFACTURED. (Free.)

	Cwt.	Cwt.	Cwt.	Cwt.	Cwt.	\$	\$	\$	\$
United Kingdom.....	144,782	133,446	190,675						
United States.....		133,446	189,182						
Total.....	144,782	133,446	190,675						
RECAPITULATION.									
British Empire.....									
Foreign Countries.....									
Total.....								2,631,652	5,591,748
RECAPITULATION.								2,056,510	
British Empire.....									
Foreign Countries.....									
Total.....								2,631,652	5,591,748
RECAPITULATION.								2,056,510	
British Empire.....									
Foreign Countries.....									
Total.....								2,631,652	5,591,748

COPPER, IN BLOCKS, PIGS OR INGOTS. (Free.)

	Cwt.	Cwt.	Cwt.	Cwt.	Cwt.	\$	\$	\$	\$
United Kingdom.....	44,225	37,223	49,847						
United States.....		37,223	49,847						
Total.....	44,225	37,223	49,847						
RECAPITULATION.									
British Empire.....									
Foreign Countries.....									
Total.....								716,203	1,450,774
RECAPITULATION.								585,600	
British Empire.....									
Foreign Countries.....									
Total.....								716,203	1,450,774
RECAPITULATION.								585,600	
British Empire.....									
Foreign Countries.....									
Total.....								716,203	1,450,774

No. 19—Imports for Consumption, by Articles and Countries, during Fiscal Years ended March 31, 1915-1919—*Con.*

Imported from—	1915	1916	1917	1918	1919	Imported from—	1915	1916	1917	1918	1919
United Kingdom.....	Cwt. 90	Cwt. 343	Cwt. 237	Cwt. 237	Cwt. 237	United Kingdom.....	\$ 1,735	\$ 581,710	\$ 12,583	\$ 9,111	\$ 9,111
United States.....	33,486	25,527	25,783	20,446	13,259	United States.....	531,155	581,710	851,437	706,088	404,455
Total.....	33,576	25,527	26,126	20,683	13,259	Total.....	532,890	581,710	864,020	775,199	404,456
RECAPITULATION:						RECAPITULATION:					
British Empire.....	90	343	237	237	237	British Empire.....	1,735	581,710	12,583	9,111	9,111
Foreign Countries.....	33,486	25,783	25,783	20,446	13,259	Foreign Countries.....	531,155	581,710	851,437	706,088	404,456

COPPER NAILS, TACKS, RIVETS AND BURRS OR WASHERS. (Dutiable.)

United Kingdom	United States	Total	British Empire	Foreign Countries	Total
\$ 293	\$ 513	\$ 806	\$ 293	\$ 4,078	\$ 4,371
24	227	251	227	8,355	8,598
4,054	3,890	7,944	227	4,078	4,371
Total.....	4,117	8,061	227	8,355	8,582

COPPER, OLD AND SCRAP. (Free.)

United Kingdom	Bermuda	British Guiana	British West Indies	Newfoundland	France—	St. Pierre and Miquelon	United States	Total	British Empire	Foreign Countries	Total
Cwt. 1	Cwt. 1	Cwt. 8	Cwt. 880	Cwt. 1,023	Cwt. 646	Cwt. 1,031	Cwt. 143	Cwt. 888	Cwt. 135	Cwt. 888	Cwt. 1,023
92	39	49	184	181	1	672	361	1,031	361	503	1,031
6	71	3	127	12	1	6,434	672	6,446	672	6,434	6,446
51	3	18	1	58	445	1	143	503	143	503	1,031
18	1	1	1	1	1	1	1	1	1	1	1
18	18	18	18	18	18	18	18	18	18	18	18
531	929	27	148	586	7,674	9,895	1,635	8,260	1,635	8,260	140,834
64	3,191	2,491	16	19,319	25,081	24,049	5,746	19,335	6,099	17,930	140,834
2,104	553	1,133	2,219	17,930	24,049	24,049	17,930	140,834	17,930	140,834	140,834
Total.....	140,834	140,834	140,834	140,834	140,834	140,834	140,834	140,834	140,834	140,834	140,834

SESSIONAL PAPER No. 10b

COPPER ROLLERS, ADAPTED FOR USE IN CALICO PRINTING. (Free.)

	\$	\$	\$	\$	\$	\$	\$	\$	\$
United Kingdom	1,270	1,910							
France	136								
Germany	1,895	891	703						
United States				181					
Total	3,311	2,801	703	181			1,910	703	181
RECAPITULATION.									
British Empire	1,270						1,910		
Foreign Countries	2,041						891	703	181

COPPER TUBING, IN LENGTHS OF NOT LESS THAN 6 FEET, AND NOT POLISHED, BENT OR OTHERWISE MANUFACTURED. (Free.)

	Lb.	Lb.	Lb.	Lb.	Lb.	Lb.	\$	\$	\$	\$
United Kingdom	55,955	7,199	4,701				11,024	1,356	2,671	
France	2,247						433			
Germany	63,508	711,112	947,861	927,265	446,338		15,665	204,468	385,570	439,302
United States	500,616	718,311	952,562	927,265	446,338		110,369	205,824	388,241	429,302
Total	622,326	718,311	952,562	927,265	446,338		137,491	205,824	388,241	429,302
RECAPITULATION.										
British Empire	55,955	7,199	4,701				11,024	1,356	2,671	
Foreign Countries	566,371	711,112	947,861	927,265	446,338		126,467	204,468	385,570	429,302

COPPER WIRE CLOTH, OR WOVEN WIRE OF COPPER. (Dutiable.)

	\$	\$	\$	\$	\$	\$	\$	\$	\$
United Kingdom	1,201	637	633				1,201	637	633
France	100						955		
Germany	2,957	1,824	1,448	1,674			3,127	1,824	1,448
United States					3,237				
Total	4,328	2,461	2,081	4,674			4,328	2,461	2,081
RECAPITULATION.									
British Empire	1,201	637	633				1,201	637	633
Foreign Countries	3,127	1,824	1,448	1,674			3,127	1,824	1,448

COPPER WIRE, PLAIN, TINNED OR PLATED. (Dutiable.)

	Lb.	Lb.	Lb.	Lb.	Lb.	Lb.	\$	\$	\$	\$
United Kingdom	10,247	6	20				2,267	3	4	
France										
British West Indies				3						
Hong Kong										
United States	93,383	78,582	70,085	68,081	179,317		22,400	17,815	34,606	22,539
Total	103,630	78,588	70,105	68,084	179,317		24,667	17,818	34,700	22,541
RECAPITULATION.										
British Empire	10,247	6	20				2,267	3	4	
Foreign Countries	93,383	78,582	70,085	68,081	179,317		22,400	17,815	34,606	22,539

No. 19—Imports for Consumption, by Articles and Countries, during Fiscal Years ended March 31, 1915-1919—*Con.*

Imported from—	1915	1916	1917	1918	1919	Imported from—	1915	1916	1917	1918	1919
METALS AND MINERALS—Continued.											
COPPER—Concluded.											
OTHER MANUFACTURES OF COPPER. (Dutiable.)											
United Kingdom.....	16,567	6,042	10,619	8,657	2,036	Japan.....	306	92	99	275	234
British East Indies—						Sweden.....	160,507	259,137	227,433	261,207	288,454
India.....	139	40	111	207	160	United States.....	179,958	265,801	238,299	270,635	291,009
British West Indies.....	161	121	30	200		Total.....					
Hong Kong.....	18		4			RECAPITULATION:					
Newfoundland.....	39	29			79	British Empire.....	16,858	6,293	10,760	9,064	2,196
China.....	1,484	340				Foreign Countries.....	163,100	259,598	227,539	261,572	288,813
France.....	755										
Germany.....											
TOTAL COPPER. (Dutiable and Free.)											
United Kingdom.....	34,385	10,502	26,737	19,962	2,901	Japan.....	306	92	99	275	234
Bermuda.....		531	64	553		Sweden.....	3,500,052	4,429,729	3,567,018	3,520,749	5,994,027
British East Indies—						United States.....	3,560,855	4,443,077	3,590,704	3,545,300	5,937,026
India.....	130	929	3,191	1,133	160	Total.....					
British Guiana.....	161	70	111	200	80	RECAPITULATION:					
British West Indies.....	121	121	2,521	2,419		British Empire.....	35,712	12,201	32,624	24,276	3,240
Newfoundland.....	1,036	148	4		79	Foreign Countries.....	3,525,143	4,439,776	3,597,140	3,521,021	5,994,386
China.....	30	29									
France.....	2,107	340	16								
St. Pierre and Miquelon.....	40	586									
Germany.....	16,566										
CRYOLITE OR KRYOLITE. (Free.)											
United Kingdom.....						United Kingdom.....					
Germany.....	83			113		Germany.....	260	72,024	87,146	129,739	137,258
United States.....	10,665	17,651	17,194	13,589	14,633	United States.....	44,423	72,024	87,146	131,236	137,258
Total.....	10,748	17,651	17,194	13,702	14,633	Total.....	44,683	72,024	87,146	129,739	137,258
RECAPITULATION:						RECAPITULATION:					
British Empire.....				113		British Empire.....					1,497
Foreign Countries.....	10,748	17,651	17,194	13,589	14,633	Foreign Countries.....	44,683	72,024	87,146	129,739	137,258

No. 19—Imports for Consumption, by Articles and Countries, during Fiscal Years ended March 31, 1915-1919—*Con.*

Imported from—	1915	1916	1917	1918	1919	Imported from—	1915	1916	1917	1918	1919
METALS AND MINERALS—Continued.											
INGOT MOULDS, GLASS MOULDS OF METAL. (Dutiable.)											
United Kingdom	\$ 40,482	\$ 2,453	\$ 98,605	\$	\$	RECAPITULATION.	\$	\$	\$	\$	\$
United States	91,381	262,619	512,753	1,325,309	917,349	British Empire	40,482	2,453	98,605		
Total	131,863	265,072	541,358	1,325,309	917,349	Foreign Countries	91,381	262,619	512,753	1,325,309	917,349
IRON AND STEEL.											
AGRICULTURAL IMPLEMENTS.											
Binding Attachments. (Dutiable.)											
United Kingdom	\$	\$	\$	\$	\$	RECAPITULATION.	\$	\$	\$	\$	\$
United States	2,389	6,707	606	10,033	30,986	British Empire					
Total	2,389	6,707	606	10,033	30,986	Foreign Countries	2,389	6,707	661	10,033	30,986
Cultivators, Weeders and Parts of. (Dutiable.)											
United Kingdom	\$ 118	\$ 102	\$ 112	\$	\$	RECAPITULATION.	\$	\$	\$	\$	\$
France	94	37,277	45,322	127,061	162,208	British Empire	118	102	112		
United States	52,902	37,277	45,322	127,061	162,208	Foreign Countries	52,906	37,277	45,322	127,061	162,208
Total	53,114	37,379	45,434	127,061	162,208						
Drills, Steel. (Dutiable.)											
United Kingdom	No 2	No	No	No	No	United Kingdom	\$ 109	\$	\$	\$	\$
United States	5,112	7,930	5,307	11,343	6,196	United States	63,771	68,814	126,308	502,585	201,400
Total	5,114	7,930	5,307	11,343	6,196	Total	63,880	68,814	126,308	502,585	201,400
RECAPITULATION.											
British Empire	2	7,930		11,343	6,196	British Empire	109	68,814			
Foreign Countries	5,112	7,930	5,307	11,343	6,196	Foreign Countries	63,771	68,814	126,308	502,585	201,400

SESSIONAL PAPER No. 10b

Farm, Road or Field Rollers. (Dutiable.)

	No.	No.	No.	No.	No.	No.	No.	\$	\$	\$	\$	\$
United Kingdom.....	62	1	293	110	42	33,077	15	6,114	7,130	3,146		
United States.....	173	393	293	110	42	85,450	14,544	6,114	7,130	3,146		
Total.....	235	394	293	110	42	118,527	14,559	6,114	7,130	3,146		
RECAPITULATION.												
British Empire.....	62	1	293	110	42	33,077	15	6,114	7,130	3,146		
Foreign Countries.....	173	393	293	110	42	85,450	14,544	6,114	7,130	3,146		

Forks, pronged. (Dutiable.)

	No.	No.	No.	No.	No.	\$	\$	\$	\$	\$	\$
United Kingdom.....	3,393	1,662	1,511	165	17,376	1,232	680	13,648	11,281	12,923	
United States.....	5,508	5,894	27,933	17,968	17,376	3,419	3,257	13,648	11,281	12,923	
Total.....	8,931	7,546	29,444	18,133	17,376	4,671	3,937	14,202	11,372	12,923	
RECAPITULATION.											
British Empire.....	3,393	1,662	1,511	165	17,376	1,232	680	13,648	11,281	12,923	
Foreign Countries.....	5,508	5,894	27,933	17,968	17,376	3,419	3,257	13,648	11,281	12,923	

Harrows and Parts of. (Dutiable.)

	\$	\$	\$	\$	\$	\$	\$	\$	\$	\$
United Kingdom.....	94	201	19	393,971	403,670					
United States.....	67,174	68,691	169,421	393,971	403,670					
Total.....	67,268	68,892	169,440	393,971	403,670					
RECAPITULATION.										
British Empire.....						64	201	19		
Foreign Countries.....						67,174	68,691	169,421	393,971	403,670

Harvesters, self-binding. (Dutiable.)

	No.	No.	No.	No.	No.	\$	\$	\$	\$	\$
United Kingdom.....	1,635	3,162	6,161	5,291	2,598	177,158	343,245	714,057	685,540	439,638
United States.....	1,635	3,162	6,161	5,291	2,598	177,158	343,245	714,057	685,540	439,638
Total.....	1,635	3,162	6,161	5,291	2,598	177,158	343,245	714,057	685,540	439,638
RECAPITULATION.										
British Empire.....						177,158	343,245	714,057	685,540	439,638
Foreign Countries.....						177,158	343,245	714,057	685,540	439,638

Hay-loaders. (Dutiable.)

	No.	No.	No.	No.	No.	\$	\$	\$	\$	\$
United Kingdom.....	228	93	105	216	177	11,270	4,266	5,206	14,473	16,836
United States.....	228	93	105	216	177	11,270	4,266	5,206	14,473	16,836
Total.....	228	93	105	216	177	11,270	4,266	5,206	14,473	16,836
RECAPITULATION.										
British Empire.....						11,270	4,266	5,206	14,473	16,836
Foreign Countries.....						11,270	4,266	5,206	14,473	16,836

No. 19—Imports for Consumption, by Articles and Countries, during Fiscal Years ended March 31, 1915-1919—*Con.*

Imported from—	1915	1916	1917	1918	1919	Imported from—	1915	1916	1917	1918	1919
METALS AND MINERALS—Continued.											
IRON AND STEEL—Continued.											
AGRICULTURAL IMPLEMENTS—Continued.											
Hay Toppers. (Dutiable.)											
United Kingdom.....	No.	No.	No.	No.	No.	United Kingdom.....	\$	\$	\$	\$	\$
United States.....	14	48	58	364	456	United States.....	570	1,302	2,113	14,097	22,450
Total.....	14	48	58	364	456	Total.....	570	1,302	2,113	14,097	22,450
RECAPITULATION.											
British Empire.....	14	48	58	364	456	British Empire.....	570	1,302	2,113	14,097	22,450
Foreign Countries.....						Foreign Countries.....					
Hoes. (Dutiable.)											
United Kingdom.....	No.	No.	No.	No.	No.	United Kingdom.....	\$	\$	\$	\$	\$
Netherlands.....	1,082	533	837	744	574	Netherlands.....	275	136	318	199	290
United States.....	48	6,388	10,469	17,412	19,581	United States.....	5	1,758	2,856	7,143	8,182
Total.....	8,693	6,921	11,306	18,156	20,155	Total.....	2,341	1,894	3,174	7,342	8,472
RECAPITULATION.											
British Empire.....	1,082	533	837	744	574	British Empire.....	275	136	318	199	290
Foreign Countries.....	7,611	6,388	10,469	17,412	19,581	Foreign Countries.....	2,066	1,758	2,856	7,143	8,182
Knives, cutting. (Dutiable.)											
United Kingdom.....	No.	No.	No.	No.	No.	United Kingdom.....	\$	\$	\$	\$	\$
United States.....	18	218	2,196	1,129	3,008	United States.....	12	80	463	231	1,022
Total.....	72	218	478	1,129	25	Total.....	66	80	259	251	40
RECAPITULATION.											
British Empire.....	90	218	2,074	1,129	3,033	British Empire.....	78	80	722	251	1,071
Foreign Countries.....	18	218	2,196	1,129	3,008	Foreign Countries.....	12	80	463	231	1,022
Foreign Countries.....	72	218	478	1,129	25	Foreign Countries.....	66	80	259	251	40

SESSIONAL PAPER No. 10b

Knives, lay or straw. (Dutiable.)

	No.	No.	No.	No.	No.	No.	No.	No.	\$	\$	\$	\$	\$	\$
United Kingdom.....	472	984	1,178	666	1,248	134	307	670	268	671				
United States.....	2,937	1,094	4,075	2,932	1,062	890	641	1,526	1,189	492				
Total.....	3,409	2,028	5,253	3,598	2,310	934	1,008	2,196	1,457	1,163				
RECAPITULATION.														
British Empire.....	472	984	1,178	666	1,248	134	367	670	268	671				
Foreign Countries.....	2,937	1,094	4,075	2,932	1,062	800	641	1,526	1,189	492				

Lawn Mowers. (Dutiable.)

	No.	No.	No.	No.	No.	No.	No.	No.	\$	\$	\$	\$	\$	\$
United Kingdom.....	108	21	28			2,096	325	526						
Newfoundland.....			1			64		2						
United States.....	10,642	9,794	7,099	14,632	6,809	47,543	36,619	34,081	69,264	46,700				
Total.....	10,750	9,815	7,128	14,632	6,809	49,639	36,944	34,609	69,264	46,700				
RECAPITULATION.														
British Empire.....	108	21	29			2,096	325	528						
Foreign Countries.....	10,642	9,794	7,099	14,632	6,809	47,543	36,619	34,081	69,264	46,700				

Manure Spreaders. (Dutiable.)

	No.	No.	No.	No.	No.	No.	No.	No.	\$	\$	\$	\$	\$	\$
United Kingdom.....	2					79								
Germany.....	1					64								
United States.....	902	493	1,090	627	302	57,190	31,126	67,493	50,419	30,256				
Total.....	905	493	1,090	627	302	57,333	31,126	67,493	50,419	30,256				
RECAPITULATION.														
British Empire.....	2					79								
Foreign Countries.....	903	493	1,090	627	302	57,254	31,126	67,493	50,419	30,256				

Mowing Machines. (Dutiable.)

	No.	No.	No.	No.	No.	No.	No.	No.	\$	\$	\$	\$	\$	\$
United Kingdom.....	1,198	2,159	2,179	5,241	1,464	43,607	71,545	77,584	228,080	90,580				
United States.....														
Total.....	1,198	2,159	2,179	5,241	1,464	43,607	71,545	77,584	228,080	90,580				
RECAPITULATION.														
British Empire.....														
Foreign Countries.....	1,198	2,159	2,179	5,241	1,464	43,607	71,545	77,584	228,080	90,580				

No. 19—Imports for Consumption, by Articles and Countries, during Fiscal Years ended March 31, 1915-1919—*Con.*

Imported from—	1915	1916	1917	1918	1919	Imported from—	1915	1916	1917	1918	1919
METALS AND MINERALS—Continued.											
IRON AND STEEL—Continued.											
AGRICULTURAL IMPLEMENTS—Continued.											
Ploughs and Parts of. (Dutiable.)											
	\$	\$	\$	\$	\$		\$	\$	\$	\$	\$
United Kingdom	32	925	7			Japan		597,720	1,358,192		84
British Oceania						United States	497,787			2,550,256	2,513,059
Australia	27	204				Total	497,881	599,010	1,358,199	2,550,350	2,513,059
Austria-Hungary	35					RECAPITULATION:					
Cuba						British Empire	32	1,189	7		
France		101		10		Foreign Countries	497,849	597,821	1,358,192	2,550,350	2,513,059
Post Hole Diggers. (Dutiable.)											
	No	No	No	No	No		\$	\$	\$	\$	\$
United Kingdom	3,989	4,097	3,577	7,246	5,405	United Kingdom		3,127	2,978		6,741
United States						United States	4,163			7,126	6,741
Total	3,989	4,097	3,577	7,246	5,405	Total	4,163	3,127	2,978	7,126	6,741
RECAPITULATION:						RECAPITULATION:					
British Empire	3,989	4,097	3,577	7,246	5,405	British Empire		3,127			
Foreign Countries						Foreign Countries	4,163		2,978	7,126	6,741
Potato Diggers. (Dutiable.)											
	No	No	No	No	No		\$	\$	\$	\$	\$
United Kingdom	23					United Kingdom	1,164				
United States	1,410	488	379	968	1,024	United States	42,847	18,458	11,977	45,614	66,690
Total	1,433	488	379	968	1,024	Total	44,011	18,458	11,977	45,614	66,690
RECAPITULATION:						RECAPITULATION:					
British Empire	23					British Empire	1,164				
Foreign Countries	1,410	488	379	968	1,024	Foreign Countries	42,847	18,458	11,977	45,614	66,690

SESSIONAL PAPER No. 10b

Rakes, Horse. (Dutiable.)

	No.	No.	No.	No.	No.	No.	\$	\$	\$	\$	\$
United Kingdom.....	751	1,040	2,037	2,200	2,384	United Kingdom.....	13,979	20,176	30,870	55,454	64,229
United States.....	751	1,040	2,037	2,200	2,384	United States.....	13,979	20,176	30,870	55,454	64,229
Total.....	751	1,040	2,037	2,200	2,384	Total.....	13,979	20,176	30,870	55,454	64,229
RECAPITULATION:						RECAPITULATION:					
British Empire.....	751	1,040	2,037	2,200	2,384	British Empire.....	13,979	20,176	30,870	55,454	64,229
Foreign Countries.....						Foreign Countries.....					

Rakes, n.o.p. (Dutiable.)

	No.	No.	No.	No.	No.	No.	\$	\$	\$	\$	\$
United Kingdom.....	250	132	78	12	7,691	United Kingdom.....	84	26	31	5	3,397
United States.....	18,610	8,778	10,259	7,001	7,691	United States.....	3,821	2,083	2,303	3,125	3,397
Total.....	18,860	8,910	10,337	7,013	7,691	Total.....	3,905	2,109	2,337	3,130	3,397
RECAPITULATION:						RECAPITULATION:					
British Empire.....	250	132	78	12	7,691	British Empire.....	84	26	31	5	3,397
Foreign Countries.....	18,610	8,778	10,259	7,001	7,691	Foreign Countries.....	3,821	2,083	2,303	3,125	3,397

Rapiers. (Dutiable.)

	No.	No.	No.	No.	No.	No.	\$	\$	\$	\$	\$
United Kingdom.....	432	118	365	119	112	United Kingdom.....	32,094	6,350	12,774	7,823	400
United States.....	432	118	365	119	112	United States.....	32,094	6,350	12,774	7,823	8,180
Total.....	432	118	365	119	112	Total.....	32,094	6,350	12,774	7,823	8,580
RECAPITULATION:						RECAPITULATION:					
British Empire.....	432	118	365	119	112	British Empire.....	32,094	6,350	12,774	7,823	400
Foreign Countries.....						Foreign Countries.....					8,180

Scythes. (Dutiable.)

	Dozen.	Dozen.	Dozen.	Dozen.	Dozen.	Dozen.	\$	\$	\$	\$	\$
United Kingdom.....	509	485	512	447	20	United Kingdom.....	2,287	2,218	2,847	3,414	283
Japan.....	1		225			Japan.....	2		965		
Sweden.....	2,541	2,848	2,309	2,163	1,353	Sweden.....	13,019	15,001	12,280	14,496	13,659
United States.....			3,046	2,610	1,373	United States.....	15,308	17,219	16,122	17,910	13,942
Total.....	3,051	3,333	3,046	2,610	1,373	Total.....	15,308	17,219	16,122	17,910	13,942
RECAPITULATION:						RECAPITULATION:					
British Empire.....	509	485	512	447	20	British Empire.....	2,287	2,218	2,847	3,414	283
Foreign Countries.....	2,541	2,848	2,534	2,163	1,353	Foreign Countries.....	13,021	15,001	13,275	14,496	13,659

No. 19—Imports for Consumption, by Articles and Countries, during Fiscal Years ended March 31, 1915-1919—*Con.*

Imported from—	1915	1916	1917	1918	1919	Imported from—	1915	1916	1917	1918	1919
METALS AND MINERALS—Continued.											
IRON AND STEEL—Continued.											
AGRICULTURAL IMPLEMENTS—Concluded.											
Sickles or Reaping Hooks. (Dutiable.)											
United Kingdom	207	320	446	422	402	United Kingdom	\$ 408	\$ 576	\$ 991	\$ 619	\$ 303
Hong Kong	6	3	3	3	5	Hong Kong	5	5	6	6	26
Japan	9	5	9	8	22	Japan	19	22	20	217	576
United States	60	92	124	167	211	United States	183	175	183	217	576
Total	282	427	582	589	321	Total	615	773	1,200	836	905
RECAPITULATION.											
British Empire	213	330	449	422	402	British Empire	413	576	997	619	303
Foreign Countries	69	97	133	167	219	Foreign Countries	202	197	203	217	602

Snaiths. (Dutiable.)

United Kingdom	248	280	280	10	21	United Kingdom	\$ 1,042	\$ 1,271	\$ 42	\$ 71	\$ 106
United States	248	289	6	10	21	United States	1,042	1,271	42	71	106
Total	496	569	286	20	42	Total	2,084	2,542	84	142	212
RECAPITULATION.											
British Empire	248	280	280	10	21	British Empire	1,042	1,271	42	71	106
Foreign Countries	248	289	6	10	21	Foreign Countries	1,042	1,271	42	71	106

Spades and Shovels of Iron or Steel, n.o.p. (Dutiable.)

United Kingdom	2,516	711	378	121	4	United Kingdom	\$ 10,570	\$ 2,322	\$ 2,203	\$ 758	\$ 78
Hong Kong	138	2	2	2	1	Hong Kong	108	1	1	1	1
Germany	3	3	3	3	3	Germany	7	7	7	7	7
Netherlands	2,346	2,167	2,201	2,517	4,012	Netherlands	8,023	6,298	10,951	10,573	12,140
United States	5,003	2,880	2,579	2,670	4,020	United States	18,768	8,021	13,154	11,332	12,227
Total	10,005	5,553	7,363	5,323	8,060	Total	38,276	20,643	25,346	23,693	24,346
RECAPITULATION.											
British Empire	2,516	713	378	123	8	British Empire	10,570	2,323	2,203	759	78
Foreign Countries	2,487	2,167	2,201	2,517	1,012	Foreign Countries	8,198	6,298	10,951	10,573	12,140

SESSIONAL PAPER No. 106

Spade and Shovel Blanks, and Iron or Steel Cut to Shape for the Same. (Dutiable.)

United Kingdom.....	Dozen. 1,308	Dozen. 2,172	Dozen. 596	Dozen. 343	Dozen. 500	United Kingdom.....	\$ 2,412	\$ 1,769	\$ 42	\$ 365
United States.....	23	250	596	343	16	United States.....	80	239	1,090	93
Total.....	1,331	2,422	694	343	516	Total.....	2,492	2,008	1,132	458
RECAPITULATION.										
British Empire.....	1,308	2,172	596	343	500	British Empire.....	2,412	1,769	42	365
Foreign Countries.....	23	250	596	343	16	Foreign Countries.....	80	239	1,090	93

Other Agricultural Implements. (Dutiable.)

United Kingdom.....	\$ 5,894	\$ 5,932	\$ 7,536	\$ 5,446	\$ 6,619	\$ 5,894	\$ 5,932	\$ 7,536	\$ 5,446	\$ 6,619
British Oceania—										
Australia.....										
France.....	77	240	20							
Germany.....	476		34			5,894	5,932	7,536	5,446	6,619
Japan.....			2	10	5	76,806	56,202	63,653	96,145	144,459
Netherlands.....	12	4								
United States.....	76,251	55,958	63,622	96,135	144,454					
Total.....	82,700	62,134	71,214	101,591	151,078					
RECAPITULATION.										
British Empire.....						5,894	5,932	7,536	5,446	6,619
Foreign Countries.....						76,806	56,202	63,653	96,145	144,459

Parts of Agricultural Implements, n.o.p. (Dutiable.)

United Kingdom.....	\$ 755	\$ 88	\$ 36	\$ 13	\$ 161	\$ 755	\$ 88	\$ 36	\$ 13	\$ 161
United States.....	225,106	239,943	438,892	593,187	631,146	225,106	239,943	438,892	593,187	631,146
Total.....	225,861	240,031	438,928	593,200	631,307					
RECAPITULATION.										
British Empire.....						755	88	36	13	161
Foreign Countries.....						225,106	239,943	438,892	593,187	631,146

TOTAL AGRICULTURAL IMPLEMENTS. (Dutiable.)

United Kingdom.....	\$ 60,852	\$ 15,682	\$ 16,358	\$ 10,813	\$ 10,192	\$ 60,852	\$ 15,682	\$ 16,358	\$ 10,813	\$ 10,192
British Oceania—										
Australia.....										
Hong Kong.....	5	1	20							
Newfoundland.....	27	6	6	1						
Austria-Hungary.....			2							
Cuba.....	35									
France.....	171	341	34	10						
Germany.....	708									
Japan.....	21	22	22	94	31					
Netherlands.....	24	4								
RECAPITULATION.										
British Empire.....						60,857	15,947	16,368	10,814	10,192
Foreign Countries.....						1,533,741	1,657,008	3,222,949	5,417,966	4,934,086

No. 19—Imports for Consumption, by Articles and Countries, during Fiscal Years ended March 31, 1915-1919—*Con.*

Imported from—	1915	1916	1917	1918	1919	Imported from—	1915	1916	1917	1918	1919
United Kingdom	Cwt. 5,488	Cwt. 1,652	Cwt. 2,860	Cwt. 5,789	Cwt. 10,329	United Kingdom	\$ 16,091	\$ 8,015	\$ 17,856	\$ 36,375	\$ 88,994
Newfoundland	46	1	221	20	20	Newfoundland	4	4		2,024	150
France	2,786	3,607	4,307	5,220	5,706	France	53	17,743	29,953	43,304	71,426
United States	8,329	5,290	8,080	10,308	16,055	United States	30,424	25,762	47,809	81,793	160,570
Total	16,649	10,550	15,267	21,627	32,110	Total	81,012	51,524	96,528	163,496	301,160
RECAPITULATION.											
British Empire	5,488	1,653	2,860	6,001	10,349	British Empire	16,091	8,019	17,856	38,399	89,144
Foreign Countries	2,832	3,607	4,307	5,220	5,706	Foreign Countries	14,333	17,743	29,953	43,304	71,426

METALS AND MINERALS—Continued.
IRON AND STEEL—Continued.

ANCHORS. (Free.)

ANGLES, BEAMS, CHANNELS AND OTHER ROLLED SHAPES OF IRON OR STEEL, NOT PUNCHED, DOUBLED, OR FURTHER MANUFACTURED THAN ROLLED, WEIGHING NOT LESS THAN 35 LBS. PER LINEAL YARD, NOT BEING SQUARE, FLAT, OVAL OR ROUND SHAPES, AND NOT BEING RAILWAY BARS OR BOLTS. (Dutiable.)

Imported from—	1915	1916	1917	1918	1919	Imported from—	1915	1916	1917	1918	1919
United Kingdom	Cwt. 36,882	Cwt. 12,798	Cwt. 16,290	Cwt. 1,235,655	Cwt. 1,299,625	United Kingdom	\$ 31,982	\$ 18,121	\$ 17,465	\$ 1,576,769	\$ 1,664,337
Belgium	12,798	1,331,428	1,485,203	1,317,318	1,317,542	Belgium	18,121	1,990,737	4,115,599	4,651,450	3,577,039
Germany	16,290	1,331,428	1,485,203	1,317,318	1,317,542	Germany	17,465	1,990,737	4,115,599	4,651,450	3,577,039
United States	1,235,655	1,331,428	1,485,203	1,317,318	1,317,542	United States	1,576,769	1,990,737	4,115,599	4,651,450	3,577,039
Total	1,299,625	1,331,428	1,485,203	1,317,318	1,317,542	Total	1,664,337	1,990,737	4,115,599	4,651,355	3,579,336
RECAPITULATION.											
British Empire	36,882	1,331,428	1,485,203	1,317,318	1,317,542	British Empire	51,982	1,990,737	4,115,599	1,905	2,297
Foreign Countries	4,005	1,331,428	1,485,203	1,317,318	1,317,542	Foreign Countries	1,612,355	1,990,737	4,115,599	4,651,450	3,577,039

ANGLES, BEAMS, CHANNELS, GIRDERS, TEES AND OTHER ROLLED SHAPES OR SECTIONS, NOT PUNCHED, DOUBLED OR FURTHER MANUFACTURED THAN ROLLED, N.O.P. (Dutiable.)

Imported from—	1915	1916	1917	1918	1919	Imported from—	1915	1916	1917	1918	1919
United Kingdom	Cwt. 24,490	Cwt. 4,005	Cwt. 6,543	Cwt. 143	Cwt. 460	United Kingdom	\$ 34,801	\$ 1,411	\$ 323	\$ 1,763	\$ 1,763
Belgium	4,005	143	143	143	143	Belgium	4,801	4,801	169		
Germany	6,543	143	143	143	143	Germany	7,652	7,652			
Netherlands						Netherlands					

SESSIONAL PAPER No. 10b

United States.....	507,404	788,423	917,894	889,868	610,645	United States.....	675,877	1,190,253	2,559,292	3,192,717	1,929,394
Total.....	542,453	789,106	918,157	889,868	611,105	Total.....	723,221	1,191,694	2,559,784	3,192,717	1,931,097
RECAPITULATION:						RECAPITULATION:					
British Empire.....	34,499	683	120	440	British Empire.....	34,891	1,411	323	1,763
Foreign Countries.....	517,954	788,423	918,037	889,868	610,615	Foreign Countries.....	688,330	1,190,283	2,559,461	3,192,717	1,929,394

ANYDES AND VISES. (Dutiable.)

United Kingdom.....	\$	\$	\$	\$	\$	United Kingdom.....	\$	\$	\$	\$	\$
Germany.....	19,169	11,857	11,098	1,916	1,106	Germany.....
Netherlands.....	279	Netherlands.....
Switzerland.....	11	Switzerland.....
United States.....	133	United States.....
Total.....	26,672	41,223	76,392	117,233	84,127	Total.....	19,169	11,857	11,098	1,916	1,106
RECAPITULATION:						RECAPITULATION:					
British Empire.....	46,227	53,080	87,490	119,119	85,233	British Empire.....	27,058	41,223	76,392	117,233	84,127
Foreign Countries.....	Foreign Countries.....

AXLES AND AXLE PARTS, N.O.P., AND AXLE BLANKS AND PARTS THEREOF OF IRON OR STEEL, FOR RAILWAY, TRAMWAY OR OTHER VEHICLES. (Dutiable.)

United Kingdom.....	\$	\$	\$	\$	\$	United Kingdom.....	\$	\$	\$	\$	\$
Belgium.....	22,776	2,614	4,777	107	3,103	Belgium.....
France.....	6,643	France.....
Germany.....	3,517	Germany.....
United States.....	191,100	1,049,951	1,966,423	2,586,322	2,023,778	United States.....	22,776	2,614	4,777	107	3,103
Total.....	224,064	1,652,565	1,971,290	2,586,429	2,026,881	Total.....	201,288	1,049,951	1,966,423	2,586,322	2,023,778
RECAPITULATION:						RECAPITULATION:					
British Empire.....	British Empire.....
Foreign Countries.....	Foreign Countries.....

BALL BEARINGS—FLAT STEEL, COLO ROLLED, NOT OVER 1/2 INCH THICK, FOR THE MANUFACTURE OF CUTS AND CONES FOR BALL BEARINGS. (Dutiable. (Free under Preferential.))

United Kingdom.....	Cwt.	Cwt.	Cwt.	Cwt.	Cwt.	United Kingdom.....	\$	\$	\$	\$	\$
United States.....	151	1,033	323	United States.....	418	3,582	1,591
Total.....	151	1,033	323	Total.....	418	3,582	1,591
RECAPITULATION:						RECAPITULATION:					
British Empire.....	British Empire.....
Foreign Countries.....	151	1,033	323	Foreign Countries.....	418	3,582	1,591

BALLS, STEEL, ADAPTED FOR USE ON BEARINGS OF MACHINERY OR VEHICLES. (Dutiable. (Free under Preferential.))

United Kingdom.....	\$	\$	\$	\$	\$	United Kingdom.....	\$	\$	\$	\$	\$
Germany.....	4,523	1,869	293	2	Germany.....
United States.....	685	United States.....	4,523	1,869	293	2
Total.....	13,821	28,970	71,537	106,945	103,900	Total.....	14,506	28,970	71,537	106,945	103,900
RECAPITULATION:						RECAPITULATION:					
British Empire.....	19,029	30,839	71,830	106,947	103,900	British Empire.....
Foreign Countries.....	Foreign Countries.....

No. 19—Imports for Consumption, by Articles and Countries, during Fiscal Years ended March 31, 1915-1919—*Con.*

Imported from—	1915	1916	1917	1918	1919	1915	1916	1917	1918	1919
	\$	\$	\$	\$	\$					
United Kingdom.....	14,676	10,772	53,647	134						
United States.....			90,980	28,761						
Total.....	14,676	10,772	53,647	91,123	28,761	RECAPITULATION:				
						British Empire.....			134	
						Foreign Countries.....	14,676	53,617	90,989	28,761

METALS AND MINERALS—Continued.

IRON AND STEEL.—Continued.

BARS, STRIPS OR SHEETS, NO. 14 GAUGE OR THINNER, COILED, POLISHED OR NOT, AND ROLLED SECTIONS, NOT BEING ORDINARY SQUARE, FLAT OR ROUND BARS, FOR THE MANUFACTURE OF SADDLERY, HARDWARE AND HAIVES (PRE.)

	Cwt	Cwt	Cwt	Cwt	Cwt	\$	\$	\$	\$	\$
United Kingdom.....	40,603	42,054	83,025	51,159	30,517					
Hong Kong.....	176		6	1						
Belgium.....	31			82						
France.....	1,123									
Germany.....										
Norway.....				45						
Sweden.....	2,555	191	1,577	614						
Switzerland.....	630		1							
United States.....	191,519	279,319	632,853	1,941,724	4,118					
Total.....	146,667	321,564	717,462	1,993,628	1,999,072	328,227	599,760	1,178,497	970,892	1,310,379
						United Kingdom.....				
						Hong Kong.....				
						Belgium.....				
						France.....	1,607	271	968	12
						Germany.....	12,659			
						Norway.....				
						Sweden.....	12,998	8,583	5,475	714
						Switzerland.....	18,124	47	138	49,412
						United States.....	635,622	1,822,810	4,880,266	12,718,146
						Total.....	1,069,427	2,423,884	6,067,694	13,696,345
						RECAPITULATION:				
						British Empire.....	328,227	599,760	1,178,497	970,901
						Foreign Countries.....	681,200	1,824,124	4,889,167	12,725,441

BARS, BANDS, HOES, S.C.O. STEEL, SLAB OR PLATE, ROLLED IRON OR STEEL AND CAST STEEL, OF ANY SIZE, THICKNESS OR WIDTH, GALVANIZED OR COATED WITH ANY MATERIAL OR NOT, AND STEEL BARS FOR THE MANUFACTURE OF MILLING CUTTERS, WIRES OF GREATER VALUE THAN 3 CTS. PER LB. (DUTABLE. (Price under Preferential))

BAR IRON OR STEEL, ROLLED, WHETHER IN COILS, BUNDLES, RODS OR BARS, COMPRISING ROUNDS, OVALS, SQUARES AND FLATS, S.O.F. (DUTABLE.)

	Cwt	Cwt	Cwt	Cwt	Cwt	\$	\$	\$	\$	\$
United Kingdom.....	83,369	19,607	12,281	121	729					
British Oceania—										
New Zealand.....	5									
Belgium.....	39,755									
Germany.....	6,806									
Total.....	130,925	19,607	12,281	121	729	149,450	51,795	32,492	4,752	2,768
						United Kingdom.....				
						British Oceania—				
						New Zealand.....	10			
						Belgium.....	33,359			
						Germany.....	9,391			

SESSIONAL PAPER No. 10b

	61									837
Norway.....	4,717	2,766	1,120	11,152	8,064	6,083				
Sweden.....		1,139			3,358					
Switzerland.....	728,249	1,388,315	1,512,123	1,031,292	2,502,357	4,005,215				
United States.....										
Total.....	853,881	1,411,847	1,525,585	1,035,021		4,044,627				3,211,132
RECAPITULATION.										
British Empire.....	83,374	19,607	12,281	729	51,795	32,402				2,768
Foreign Countries.....	770,507	1,392,240	1,513,304	1,034,292		2,512,819				3,211,132

BARB OR SHEETS OF STEEL FOR USE IN THE MANUFACTURE OF SHOVELS. (Dutiable.)

	Cwt.	Cwt.	Cwt.	Cwt.	Cwt.	\$	\$	\$	\$	\$
United Kingdom.....	19,243	39,336	46,321	42,614	69,524	23,734	56,850	111,401	102	168,221
United States.....									111,401	265,935
Total.....	19,249	39,336	46,347	42,614	69,524	23,733	56,850	111,503	102	265,935
RECAPITULATION.										
British Empire.....	6	39,336	46,321	42,614	69,524	23,734	56,850	111,401	102	265,935
Foreign Countries.....	19,243									

BUZZONETS, SWORDS, FENCING FOULS AND MASKS. (Dutiable.)

	\$	\$	\$	\$	\$	\$	\$	\$	\$	\$
United Kingdom.....	3,805	8,267	2,678	5,133	249					
France.....										
Germany.....	182	6		15						
Japan.....										
United States.....	3,984	1,460	2,616	1,434	1,784	3,805	8,267	2,679	5,133	249
Total.....	7,971	9,733	5,297	6,582	2,033	4,166	1,406	2,618	1,449	1,754
RECAPITULATION.										
British Empire.....						3,805	8,267	2,679	5,133	249
Foreign Countries.....						4,166	1,406	2,618	1,449	1,754

BILLETS OF IRON OR STEEL, WEIGHING NOT LESS THAN 60 POUNDS PER LINEAL YARD. (Dutiable.)

	Cwt.	Cwt.	Cwt.	Cwt.	Cwt.	\$	\$	\$	\$	\$
United Kingdom.....	1,117	251	278	119		9,269	543	1,597	942	
Belgium.....	30,287					24,920				
United States.....	198,700	714,868	225,463	166,119	77,411	189,925	845,552	497,710	577,500	287,252
Total.....	230,104	715,119	225,741	166,238	77,411	226,114	845,100	499,307	578,502	287,252
RECAPITULATION.										
British Empire.....	1,117	251	278	119		9,269	548	1,597	942	
Foreign Countries.....	228,987	714,868	225,463	166,119	77,411	216,845	845,552	497,710	577,500	287,252

No. 19—Imports for Consumption, by Articles and Countries, during Fiscal Years ended March 31, 1915-1919—*Con.*

Imported from—	1915	1916	1917	1918	1919	Imported from—	1915	1916	1917	1918	1919
METALS AND MINERALS—Continued.											
IRON AND STEEL—Continued.											
BILLETS OF STEEL, N.O.P. (Dutiable.)											
United Kingdom	Cwt. 105	Cwt. 735	Cwt. 5193	Cwt. 5,193	Cwt. 1,397	United Kingdom	\$ 510	\$ 1,042	\$ 14,743	\$ 17,725	\$ 1,051
United States	11,811	219,532	5,193	5,580	1,397	United States	13,873	240,716	14,743	17,725	1,051
Total	12,296	220,067	5,193	5,580	1,397	Total	14,413	241,758	14,743	17,725	4,051
RECAPITULATION:											
British Empire	425	535	5,193	5,580	1,397	British Empire	540	1,042	14,743	17,725	4,051
Foreign Countries	11,811	219,532	5,193	5,580	1,397	Foreign Countries	13,873	240,716	14,743	17,725	4,051
BRIDGES ON PILES THEREOF; STRUCTURAL WORK, COLEMAN, SHAPES OR SECTIONS, DRUMS, PUNCHED OR IN ANY FURTHER STAGE OF MANUFACTURE THAN AS ROLLED OR CAST, N.O.P. (Dutiable.)											
United Kingdom	\$ 17,820	\$ 1,555	\$ 8,998	\$ 731	\$ 422	RECAPITULATION:	\$	\$	\$	\$	\$
Germany	1,809	59,450	131,331	154,061	281,498	British Empire	13,820	1,555	8,998	731	422
United States	252,011	61,006	143,332	154,792	281,920	Foreign Countries	253,811	59,450	131,354	154,061	281,498
Total	367,641	121,961	323,661	318,884	563,840	Total	307,631	61,006	154,792	154,061	281,498
BRIDGES AND TUNNELS CROSSING THE BOUNDARY, MATERIALS TO BE USED IN CANADA IN THE CONSTRUCTION OF. (Free.)											
United Kingdom	\$ 20,097	\$	\$	\$	\$	RECAPITULATION:	\$	\$	\$	\$	\$
United States	20,097					British Empire	20,097				
Total	20,097					Foreign Countries					
BITS AND HINGES, N.O.P. (Dutiable.)											
United Kingdom	\$ 1,391	\$ 1,057	\$ 938	\$ 188	\$ 41	RECAPITULATION:	\$	\$	\$	\$	\$
France	102					British Empire	1,391	1,057	938	188	41
Germany	18					Foreign Countries	75,713	53,715	91,352	118,267	85,000
Sweden	562					Total	77,104	54,772	92,290	118,455	85,041
United States	74,941	53,715	91,952	118,267	85,000						
Total	77,104	54,772	92,290	118,455	85,041						

No. 19--Imports for Consumption, by Articles and Countries, during Fiscal Years ended March 31, 1915-1919--Con.

Imported from—	1915	1916	1917	1918	1919	Imported from—	1915	1916	1917	1918	1919
United Kingdom.....	41,257	13,435	32,484	8,147						
Newfoundland.....	1,375	672	329	129						
France.....	83						
Germany.....	11	122						
Sweden.....	1,000,125	1,127,749	2,035,517	British Empire.....	42,662	14,607	32,813	8,276
United States.....	565,983	1,000,125	1,127,749	2,035,517	Foreign Countries.....	565,994	1,040,333	1,127,740	2,035,817
Total.....	605,656	1,104,440	1,160,553	2,044,093						

METALS AND MINERALS—Continued.

IRON AND STEEL—Continued.

CASTINGS, N.O.P. (Dutiable.)

CHAINS, COIL CHAIN, COIL CHAIN LINKS, INCLUDING REPAIR LINKS AND CHAIN SHACKLES, OF IRON OR STEEL 1½ INCHES IN DIAMETER AND OVER. [Dutiable. (Free under Preferential.)]

	Cwt	Cwt	Cwt	Cwt	Cwt	Cwt	\$	\$	\$	\$	\$
United Kingdom.....	7,546	628	1,028	1,100	1,321	28,348	3,991	4,510	800	11,417
United States.....	8,430	6,579	3,564	3,398	2,806	38,110	30,347	23,607	39,228	30,682
Total.....	15,976	7,507	4,592	3,498	4,187	66,458	34,338	28,117	31,028	42,099
RECAPITULATION:											
British Empire.....	7,546	628	1,028	1,100	1,321	28,348	3,991	4,510	800	11,417
Foreign Countries.....	8,430	6,579	3,564	3,398	2,806	38,110	30,347	23,607	39,228	30,682

CHAINS, COIL CHAINS AND LINKS, INCLUDING REPAIR LINKS AND CHAIN SHACKLES OF IRON OR STEEL, N.O.P. (Dutiable.)

	Cwt	Cwt	Cwt	Cwt	Cwt	Cwt	\$	\$	\$	\$	\$
United Kingdom.....	7,583	1,528	1,893	413	1,402	31,876	9,129	15,246	5,800	20,297
Germany.....	3	11
United States.....	11,907	16,653	22,605	6,247	3,493	43,837	64,463	102,020	64,915	53,453
Total.....	19,693	18,181	24,498	6,660	5,395	75,724	73,592	117,266	66,715	73,750
RECAPITULATION:											
British Empire.....	7,783	1,528	1,893	413	1,402	31,876	9,129	15,246	5,800	20,297
Foreign Countries.....	11,910	16,653	22,605	6,247	3,493	43,848	64,463	102,020	69,915	53,453

SESSIONAL PAPER No. 10b

CHAIN, MALLEABLE SPROCKET OR LINK BRITING, FOR THE MANUFACTURE OF AGRICULTURAL IMPLEMENTS. (Free.)

	\$	\$	\$	\$	\$	\$	\$	\$	\$	\$	\$
United Kingdom.....	1,069	110	774	319						774	319
United States.....	78,650	118,580	252,516	205,601						252,516	205,601
Total.....	79,719	118,690	102,557	205,920						102,557	
					RECAPITULATION.						
					British Empire.....	1,069	110			774	
					Foreign Countries.....	78,650	118,580			252,516	

CHAINS, S.O.P. (Dutiable.)

	\$	\$	\$	\$	\$	\$	\$	\$	\$	\$	
United Kingdom.....	13,793	14,247	23,595	9,742							
Austria-Hungary.....	9				4,470					4,470	
France.....	478	2,542	446		764					764	
Germany.....	859										
Japan.....					709					709	
United States.....	70,719	76,492	147,326	271,775	271,729					271,729	
Total.....	85,858	93,281	171,367	282,277	279,963					279,963	
					RECAPITULATION.						
					British Empire.....	13,793	14,247			23,595	4,470
					Foreign Countries.....	72,065	79,034			147,772	275,493

CHAINS, ROLLED ROUND RODS IN THE COIL FOR THE MANUFACTURE OF. (Dutiable.)

	Cwt.	Cwt.	Cwt.	Cwt.	Cwt.	Cwt.	Cwt.	Cwt.	Cwt.	Cwt.	\$	\$	
United Kingdom.....	6,194	46,843	23,222	52,148	38,472						160,992	141,543	
United States.....													
Total.....	6,194	46,843	23,222	52,148	38,472						160,992	141,543	
					RECAPITULATION.								
					British Empire.....	6,194	46,843			57,149		160,992	
					Foreign Countries.....					57,149		141,543	

CHAINS, RODS FOR THE MANUFACTURE OF, NOT LESS THAN 5/16 INCH IN DIAMETER. (Free.)

	Cwt.	Cwt.	Cwt.	Cwt.	Cwt.	Cwt.	Cwt.	Cwt.	Cwt.	\$	\$
United Kingdom.....	933									1,041	
United States.....											
Total.....	933									1,041	
					RECAPITULATION.						
					British Empire.....	933				1,041	
					Foreign Countries.....						

No. 19—Imports for Consumption, by Articles and Countries, during Fiscal Years ended March 31, 1915-1919—*Con.*

Imported from—	1915	1916	1917	1918	1919	Imported from—	1915	1916	1917	1918	1919
United Kingdom.....	1,980	3,196	872	1,676	5,808	United Kingdom.....	9,123	15,412	14,952	24,150	51,974
United States.....	1,980	3,196	872	1,676	5,808	United States.....	9,123	15,412	14,952	24,150	51,974
Total.....	1,980	3,196	872	1,676	5,808	Total.....	9,123	15,412	14,952	24,150	51,974
RECAPITULATION:						RECAPITULATION:					
British Empire.....	1,980	3,196	872	1,676	5,808	British Empire.....	9,123	15,412	14,952	24,150	51,974
Foreign Countries.....						Foreign Countries.....					

METALS AND MINERALS—Continued.
IRON AND STEEL—Continued.
CHROME STEEL. (Dutiable.)

CREAM SEPARATORS AND STEEL BOWLS FOR. (Free.)

United Kingdom.....	\$ 41,016	\$ 14,456	\$ 11,476	\$ 730	Sweden.....	\$ 27,927	\$ 31,002	\$ 55,443	\$ 9,200	\$ 57,178
British Oceania—	187				United States.....	291,959	258,276	296,967	468,680	594,083
New Zealand.....	55				Total.....	408,702	304,403	331,456	477,880	651,991
Belgium.....	39,619				RECAPITULATION:					
Denmark.....	579				British Empire.....	41,958	14,456	11,476	730	730
France.....	154				Foreign Countries.....	367,444	289,947	322,680	477,880	651,261
Germany.....	7,785				Total.....					
Netherlands.....		570								

CREAM SEPARATORS—MATERIALS WHICH ENTER INTO THE CONSTRUCTION AND FORM PART OF WHEN IMPORTED TO BE USED IN THE MANUFACTURE THEREOF, AND ARTICLES OF METAL FOR USE IN THE MANUFACTURE OF CREAM SEPARATOR PARTS. (Free.)

United Kingdom.....	\$ 942	\$ 8,603	\$ 8,466	\$ 23,315	RECAPITULATION:					
Denmark.....	528	2,888	2,140	512,450	British Empire.....	942	286,194	303,863	520,916	569,806
Netherlands.....	3,039			512,450	Foreign Countries.....	197,174				
Russia.....	193,607	233,196	295,260	512,450	Total.....					
United States.....	198,116	236,194	303,863	569,806						

SESSIONAL PAPER No. 10b

CUTLERY—PEN-KNIVES, JACK-KNIVES AND POCKET-KNIVES OF ALL KINDS. (Dutiable.)

United Kingdom.....	\$ 77,618	\$ 74,355	\$ 48,965	\$ 34,705	\$ 32,045	\$ 3,347	\$ 33,539	\$ 163,782	\$ 172,104	\$ 216,298
Hong Kong.....	1	6			6					
Austria-Hungary.....	221	6		538						
France.....	351									
Germany.....	4,462	4		26,160	23,056					
Japan.....	92		17,845							
Netherlands.....	32									
Sweden.....										
United States.....										
Total.....										
RECAPITULATION.....										
British Empire.....	77,619	4	17,845	26,160	23,056		74,355	48,965	34,705	32,051
Foreign Countries.....	10,305						33,549	181,630	198,802	239,354

CUTLERY—KNIVES AND FORKS OF STEEL, PLATED OR NOT, N.O.F. (Dutiable.)

United Kingdom.....	\$ 128,199	\$ 105,790	\$ 121,294	\$ 101,770	\$ 51,398	\$ 146	\$ 59,447	\$ 100,886	\$ 124,348	\$ 159,860
Hong Kong.....	22	2	11	11	25					
Newfoundland.....										
Austria-Hungary.....	88		23							
Belgium.....	46									
China.....			3							
France.....	705	394	65		85					
Germany.....	23,389	237		1,459	34					
Japan.....			24							
Netherlands.....			8							
United States.....										
Total.....										
RECAPITULATION.....										
British Empire.....	128,221	394	65	1,459	34		105,814	121,215	101,781	51,423
Foreign Countries.....	60,611						60,698	101,069	123,804	159,979

CUTLERY, N.O.F. (Dutiable.)

United Kingdom.....	\$ 208,113	\$ 112,624	\$ 123,212	\$ 91,828	\$ 80,077	\$ 185	\$ 323,510	\$ 473,033	\$ 489,161	\$ 600,754
Hong Kong.....	119	110	205	321	408					
Newfoundland.....										
Austria-Hungary.....	20									
Belgium.....	687									
China.....	24									
France.....	36	18	921	1,323	1,191					
Germany.....	2,916	1,277		12,407	16,915					
Japan.....	91,571	399	3,626							
Netherlands.....	61									
United States.....	80									
Total.....										
RECAPITULATION.....										
British Empire.....	208,252	399	3,626	12,407	16,915		112,734	123,417	92,149	81,545
Foreign Countries.....	256,767						210,776	319,616	397,015	529,209

ENGINES, BOILERS, ETC. (See also under "Machinery".)

Boilers, Steam, and Parts of. (Dutiable.)

United Kingdom.....	\$ 35,429	\$ 32,533	\$ 54,757	\$ 14,857	\$ 55,154	\$ 35,429	\$ 32,538	\$ 54,757	\$ 14,857	\$ 55,154
Sweden.....	162,982	81,031	155,688	237,416	216,805	162,982	81,031	155,688	237,416	216,805
United States.....										
Total.....	198,411	113,569	210,445	294,065	271,959	198,411	113,569	210,445	294,065	271,959
RECAPITULATION.....										
British Empire.....	35,429	81,031	155,688	237,416	216,805	35,429	32,538	54,757	14,857	55,154
Foreign Countries.....	162,982					162,982	81,031	155,688	237,416	216,805

No. 19—IMPORTS for Consumption, by Articles and Countries, during Fiscal Years ended March 31, 1915-1919—*Con.*

Imported from—	1915	1916	1917	1918	1919	1915	1916	1917	1918	1919
						Imported from—				
METALS AND MINERALS—Continued.										
IRON AND STEEL—Continued.										
Engines, Boilers, etc.—Concluded.										
Boilers, n.o.p., and Parts of. (Dutiable.)										
	\$	\$	\$	\$	\$		\$	\$	\$	\$
United Kingdom.....	5,782	19,684	97,710	30,073	286	RECAPITULATION.				
Newfoundland.....		247	247	89		British Empire.....	5,782	97,957	30,153	286
United States.....	224,356	105,419	170,791	136,679	147,890	Foreign Countries.....	224,356	170,791	136,679	147,890
Total.....	230,138	125,103	268,751	166,832	148,116					
Fire Engines, n.o.p. (Dutiable.)										
	No.	No.	No.	No.	No.		\$	\$	\$	\$
United Kingdom.....	26	9	4	7	12	United Kingdom.....	99,465	37,714	12,250	17,596
United States.....						United States.....				
Total.....	26	9	4	7	12	Total.....	99,465	37,714	12,250	17,596
RECAPITULATION.										
British Empire.....						British Empire.....				
Foreign Countries.....	26	9	4	7	12	Foreign Countries.....				
Gasoline and Gas Engines. (Dutiable.)										
	No.	No.	No.	No.	No.		\$	\$	\$	\$
United Kingdom.....	364	205	176	16	35	United Kingdom.....	85,180	31,505	25,746	10,238
Newfoundland.....	7	6		5		Newfoundland.....	485	481	4,558	394
France.....	1					France.....	338			
Sweden.....	4					Sweden.....	43,196	372		
United States.....	14,292	28,520	43,741	56,500	48,181	United States.....	1,873,486	3,376,288	4,788,804	6,369,355
Total.....	14,668	28,732	43,917	56,521	48,216	Total.....	2,002,687	3,408,049	4,814,550	6,665,635
RECAPITULATION.										
British Empire.....	371	211	176	21	35	British Empire.....	85,665	31,980	25,746	10,238
Foreign Countries.....	14,297	28,521	43,741	56,500	48,181	Foreign Countries.....	1,917,020	3,376,060	4,788,804	6,369,355

Locomotives for Railways. (Dutiable.)

United Kingdom.....	No. 1 69	No. 2 50	No. 2 85	No. 2 64	No. 79	United Kingdom.....	\$ 4,866	\$ 190,617	\$ 3,650	\$ 158,777	\$ 4,866	\$ 190,617	\$ 3,650	\$ 158,777
United States.....					79	United States.....								
Total.....					79	Total.....								
RECAPITULATION.						RECAPITULATION.								
British Empire.....	No. 1 69	No. 2 50	No. 2 85	No. 2 64	No. 79	British Empire.....	\$ 4,866	\$ 190,617	\$ 3,650	\$ 158,777	\$ 4,866	\$ 190,617	\$ 3,650	\$ 158,777
Foreign Countries.....						Foreign Countries.....								
Total.....					79	Total.....								

Locomotive Parts. (Dutiable.)

United Kingdom.....	\$ 81,618	\$ 76,365	\$ 157,272	\$ 171,767	\$ 147,669	RECAPITULATION.	\$ 76,365	\$ 157,272	\$ 81,618	\$ 171,767
United States.....						British Empire				
Total.....						Foreign Countries.....				

Motor Cars for Railways and Tramways. (Dutiable.)

United Kingdom.....	No. 25	No. 79	No. 74	No. 163	No. 67	United Kingdom.....	\$ 27,014	\$ 491,990	\$ 50,404	\$ 15,943	\$ 48,679
United States.....						United States.....					
Total.....						Total.....					
RECAPITULATION.						RECAPITULATION.					
British Empire.....	No. 25	No. 79	No. 74	No. 163	No. 67	British Empire.....	\$ 27,014	\$ 491,990	\$ 50,404	\$ 15,943	\$ 48,679
Foreign Countries.....						Foreign Countries.....					
Total.....						Total.....					

Steam Engines. (Dutiable.)

United Kingdom.....	No. 25	No. 6	No. 119	No. 165	No. 180	United Kingdom.....	\$ 12,466	\$ 330,390	\$ 67,227	\$ 170,117	\$ 1,169	\$ 4,313
United States.....						United States.....						
Total.....						Total.....						
RECAPITULATION.						RECAPITULATION.						
British Empire.....	No. 25	No. 6	No. 119	No. 165	No. 180	British Empire.....	\$ 12,466	\$ 330,390	\$ 67,227	\$ 170,117	\$ 1,169	\$ 4,313
Foreign Countries.....						Foreign Countries.....						
Total.....						Total.....						

No. 19—Imports for Consumption, by Articles and Countries, during Fiscal Years ended March 31, 1915-1919—*Con.*

Imported from—	1915	1916	1917	1918	1919	Imported from—	1915	1916	1917	1918	1919
United Kingdom.....	Ton, 6,153	Ton, 7,114	Ton, 5,461	Ton, 5,411	Ton, 10,458	United Kingdom.....	\$ 224,073	\$ 604,908	\$ 667,592	\$ 771,828	\$ 1,979,564
British East Indies—						British East Indies—					
India.....	11,554	5,440	5,746	7,438	22,569	India.....	149	244,905	722,476	895,753	1,737,548
United States.....	17,508	12,554	11,207	12,849	33,282	France.....	476,466	849,813	1,390,068	1,667,581	3,806,242
Total.....						Total.....					
RECAPITULATION:						RECAPITULATION:					
British Empire.....	6,153	7,114	5,461	5,411	10,683	British Empire.....	224,073	604,908	667,592	771,828	2,008,694
Foreign Countries.....	11,355	5,440	5,716	7,438	22,569	Foreign Countries.....	251,793	244,905	722,476	895,753	1,737,548

FERRO-MANGANESE AND SPIEGELEISEN, CONTAINING MORE THAN 15% MANGANESE. (Free.)

METALS AND MINERALS—Continued.
IRON AND STEEL—Continued.

FERRO-MANGANESE AND SPIEGELEISEN CONTAINING NOT MORE THAN 15% MANGANESE, AND OTHER FERRO ALLOYS, N.O.F. (Dutiable.)

	Cwt.	Cwt.	Cwt.	Cwt.	Cwt.		\$	\$	\$	\$	\$
United Kingdom.....	9,140	180	1,143	2,677	1,034	United Kingdom.....	18,989	25,486	131,542	31,366	143,137
Germany.....	38,360	4,780	9,723	13,288	14,643	Germany.....	49,456	90,513	372,070	458,547	339,246
United States.....	47,500	4,900	10,806	15,995	15,667	United States.....	68,445	115,909	504,212	489,913	482,383
Total.....						Total.....					
RECAPITULATION:						RECAPITULATION:					
British Empire.....	9,140	180	1,143	2,677	1,034	British Empire.....	18,989	25,486	131,542	31,366	143,137
Foreign Countries.....	38,360	4,780	9,723	13,288	14,643	Foreign Countries.....	49,456	90,513	372,070	458,547	339,246

FERRO-SILICON CONTAINING MORE THAN 15% SILICON. (Dutiable.)

	Cwt.	Cwt.	Cwt.	Cwt.	Cwt.		\$	\$	\$	\$	\$
United Kingdom.....	40	40	182	107	21	United Kingdom.....	171	184	1,060	1,797	450
United States.....	40	40	182	107	21	United States.....	171	184	1,060	1,797	450
Total.....						Total.....					
RECAPITULATION:						RECAPITULATION:					
British Empire.....	40	40	182	107	21	British Empire.....	171	184	1,060	1,797	450
Foreign Countries.....	40	40	182	107	21	Foreign Countries.....	171	184	1,060	1,797	450

SESSIONAL PAPER No. 10b

FERRO-SILICON CONTAINING NOT MORE THAN 15% SILICON. (Dutiable.)

	Cwt.	Cwt.	Cwt.	Cwt.	Cwt.	Cwt.	Cwt.	\$	\$	\$	\$	\$	\$
United Kingdom.....	549	580	31,791	16,752	7,758	1,430	2,780	11,923	41,456	40,388	29,436		
United States.....	5,780	21,600	31,791	16,752	7,758	11,923	42,088	41,456	40,388	29,436			
Total.....	6,340	23,180	31,791	16,752	7,758	13,353	41,868	41,456	40,388	29,436			
RECAPITULATION:													
British Empire.....	569	580				1,430	2,780						
Foreign Countries.....	5,780	21,600	31,791	16,752	7,758	11,923	42,088	41,456	40,388	29,436			

FIRE EXTINGUISHING MACHINES, INCLUDING SPRINKLERS FOR FIRE PROTECTION. (Dutiable.)

	\$	\$	\$	\$	\$	\$	\$	\$	\$	\$	\$	\$	\$
United Kingdom.....	356												
Newfoundland.....	18												
United States.....	101,531	93,149	119,016	106,055	117,127	374	93,149	101,531	119,016	106,055	117,127		
Total.....	101,905	93,149	119,016	106,055	117,127								
RECAPITULATION:													
British Empire.....						374							
Foreign Countries.....			119,016	106,055	117,127	101,531	93,149	101,531	119,016	106,055	117,127		

PLAT EYE-BAR BLANKS, NOT PUNCHED NOR DRILLED, FOR USE EXCLUSIVELY IN THE MANUFACTURE OF BRIDGES, OR OF STEEL STRUCTURAL WORK, OR IN CAR CONSTRUCTION. (Dutiable.)

	Ton.	Ton.	Ton.	Ton.	Ton.	Ton.	Ton.	\$	\$	\$	\$	\$	\$
United Kingdom.....	4,717	2,832	37	875	5	315,422	237,505	315,422	2,696	131,833	394		
United States.....	4,717	2,832	37	875	5	315,422	237,505	315,422	2,696	131,833	394		
Total.....	4,717	2,832	37	875	5								
RECAPITULATION:													
British Empire.....	4,717	2,832				315,422	237,505	315,422	2,696	131,833	394		
Foreign Countries.....			37	875	5								

FORGINGS OF IRON OR STEEL, OF WHATEVER SHAPE OR SIZE, OR IN WHATEVER STAGE OF MANUFACTURE, N.O.P. AND HAMMERED, DRAWN OR COLD ROLLED IRON OR STEEL BARS OR SHAPES, N.O.P. (Dutiable.)

	Lb.	Lb.	Lb.	Lb.	Lb.	Lb.	Lb.	\$	\$	\$	\$	\$	\$
United Kingdom.....	46,157	53,375	99,701	56,805	3,400	1,960	9,832	3,400	9,832	4,703			
Norway.....			2,750				797						
Sweden.....	4,633,935	709	12,738,995	3,586,913	349,618	759,314	1,155,775	349,618	1,155,775	1,214,386	379,076		
United States.....			12,808,131										
Total.....	4,680,092	12,862,206	12,832,446	3,643,718	323,018	761,339	1,166,374	323,018	1,166,374	1,214,386	389,779		
RECAPITULATION:													
British Empire.....	46,157	53,375	99,701	56,805	3,400	1,960	9,832	3,400	9,832	4,703			
Foreign Countries.....	4,633,935	12,808,831	12,741,745	3,586,913	349,618	759,379	1,156,543	349,618	1,156,543	1,214,386	379,076		

No. 19—Imports for Consumption, by Articles and Countries, during Fiscal Years ended March 31, 1915-1919—*Con.*

Imported from—	1915	1916	1917	1918	1919	Imported from—	1915	1916	1917	1918	1919
United Kingdom.....	\$ 6,600	4,119	5,747	741	4,470	RECAPITULATION.					
Germany.....	295	4,594	13,725	4,241	6,793	British Empire.....					
Sweden.....	19,525					Foreign Countries.....	26,510	8,713	19,472	4,982	10,963
United States.....											
Total.....	26,510	8,713	19,472	4,982	10,963						

METALS AND MINERALS—Continued.
IRON AND STEEL—Continued.

GAS BUOYS—ARTICLES FOR THE MANUFACTURE OF GAS BUOYS AND GAS BEACONS FOR THE GOVERNMENT OF CANADA OR FOR EXPORT. (Prec.)

GUNS, RIFLES, INCLUDING AIR GUNS AND AIR RIFLES (NOT BEING TOYS), MUSKETS, CANNONS, PISTOLS, REVOLVERS OR OTHER FIREARMS. (Dutiable.)

United Kingdom.....	\$ 126,554	21,717	21,527	16,901	11,392	RECAPITULATION.					
Hong Kong.....	18					British Empire.....					
Belgium.....	37,685					Foreign Countries.....	126,572	21,717	21,527	16,904	11,392
France.....	1,300										
Germany.....	3,729	565	1,190								
Spain.....	796										
United States.....	553,434	486,250	642,551	191,848	168,408						
Total.....	723,576	508,571	665,268	208,812	179,800						

GUNS AND RIFLES—MATERIALS OR PARTS IN THE ROUGH, UNFINISHED, AND SCREWS, NUTS, BANDS AND SPRINGS, ETC., TO BE USED IN RIFLES TO BE MANUFACTURED FOR THE GOVERNMENT OF CANADA. (Prec.)

United Kingdom.....	\$ 822	1,168				RECAPITULATION.					
Germany.....	9,702					British Empire.....					
United States.....	331,032	687,868	692,432	21,600	822	Foreign Countries.....	340,825	1,168	692,432	21,600	
Total.....	341,647	689,036	692,432	21,600							

SESSIONAL PAPER No. 10b

GUNS AND RIFLES—TOOLS AND MACHINERY, ALL KINDS, NOT MANUFACTURED IN CANADA UP TO THE REQUIRED STANDARD, NECESSARY FOR ANY FACTORY FOR THE MANUFACTURE OF RIFLES FOR THE GOVERNMENT OF CANADA. (Free.)

	\$	\$	\$	\$	\$	\$	\$	\$	\$
United Kingdom.....	3,579	156	3,696	40					
Sweden.....		300	300						
United States.....	208,139	459,260	182,393	767	3,579	156	3,696	40	
Total.....	271,718	459,416	186,389	807	208,139	459,260	182,693	767	

HARDWARE, VIZ: BUILDERS', CABINET MAKERS', UPHOLSTERS', HARNES-MAKERS', SADDLERS' AND CARRIAGE HARDWARE, ISCELDINO CURRY COMBS, N.O.F. (Dutiable.)

	\$	\$	\$	\$	\$	\$	\$	\$	\$
United Kingdom.....	100,474	39,610	22,874	22,988	9,186	473,160	494,828	679,304	679,080
British West Indies.....		245				578,180	584,895	702,178	702,104
Newfoundland.....	66								
Belgium.....	57				583				
France.....	2,430	84							
Germany.....	1,738	15		36		100,540	39,855	22,874	22,988
Japan.....	255	53				477,690	494,980	679,304	679,116
Norway.....									
Total.....									

HOOP, BAND, SCROLL OR STRIP, ROLLED, NO. 14 GAUGE AND THINNER, ALSO ROLLED IRON OR STEEL SHEETS, IMPORTED BY MANUFACTURERS FOR USE IN THEIR OWN FACTORIES IN THE MANUFACTURE OF GALVANIZED IRON OR STEEL HOOP, BAND, SCROLL, STRIP OR SHEET. (Free.)

	Cwt.	Cwt.	Cwt.	Cwt.	Cwt.	\$	\$	\$	\$
United Kingdom.....			19,450	148,029	162,068				
United States.....			19,450	148,029	162,068			86,542	923,118
Total.....			19,450	148,029	162,068			86,542	923,118
RECAPITULATION.....									
British Empire.....			19,450	148,029	162,068				
Foreign Countries.....								86,542	923,118

HOOP, BAND, SCROLL OR STRIP OF IRON OR STEEL, ROLLED, NO. 14 GAUGE AND THINNER, GALVANIZED OR COATED WITH OTHER METAL OR NOT, N.O.F., INCLUDING DRAWN IRON OR STEEL OF THIS DESCRIPTION FOR THE MANUFACTURE OF MATS. (Dutiable. (Free under Preferential).)

	Cwt.	Cwt.	Cwt.	Cwt.	Cwt.	\$	\$	\$	\$
United Kingdom.....	9,297	1,973	1,285	718		21,075	7,084	6,798	3,170
Belgium.....	1,019					3,431			
Germany.....	1,414	246,096	1,746	223,640	141,112	3,193	2,623		
United States.....	190,917		333,234			406,712	575,573	1,311,406	1,181,993
Total.....	202,647	248,099	336,265	224,358	141,112	432,351	582,657	1,320,827	1,185,103
RECAPITULATION.....									
British Empire.....	9,297	1,973	1,285	718		21,075	7,084	6,798	3,170
Foreign Countries.....	193,350	246,096	334,980	223,640	141,112	411,276	575,573	1,314,029	1,181,993

No. 19—Imports for Consumption, by Articles and Countries, during Fiscal Years ended March 31, 1915-1919—*Cont.*

Imported from—	1915	1916	1917	1918	1919	Imported from—	1915	1916	1917	1918	1919
United Kingdom.....	Cwt. 3,075	Cwt. 1,771	Cwt. 1,181	Cwt. 1,277	Cwt. 31,336	United Kingdom.....	\$ 6,674	\$ 4,822	\$ 4,026	\$	\$
Belgium.....	99	1,771	1,181	1,277	31,336	Belgium.....	98	1,771	1,181	1,277	31,336
Germany.....	71	81,842	51,746	17,277	31,336	Germany.....	83	147,160	148,475	73,963	101,086
United States.....	55,772	81,842	51,746	17,277	31,336	United States.....	80,417	147,160	148,475	73,963	101,086
Total.....	59,008	83,613	52,927	17,277	31,336	Total.....	96,272	151,982	152,501	73,963	101,086
RECAPITULATION:						RECAPITULATION:					
British Empire.....	3,075	1,771	1,181	1,277	31,336	British Empire.....	6,674	4,822	4,026	73,963	101,086
Foreign Countries.....	55,933	81,842	51,746	17,277	31,336	Foreign Countries.....	80,598	147,160	148,475	73,963	101,086

Hoop, Band, Shell or Strip of Iron or Steel, Rolled, 12 Inches or Less in Width, No. 13 Gauge and Thicker, N. O. F. (Datable.)

METALS AND MINERALS Continued
IRON AND STEEL—Continued.

Hoop Iron or Steel, Rolled, Galvanized, No. 12 and 13 Gauge. (Datable.)

Imported from—	1915	1916	1917	1918	1919	Imported from—	1915	1916	1917	1918	1919
United Kingdom.....	Cwt. 703	Cwt. 1,085	Cwt. 2,488	Cwt. 2,214	Cwt. 5,415	United Kingdom.....	\$ 1,510	\$ 1,800	\$ 7,015	\$ 8,717	\$ 18,378
United States.....	572	1,085	2,488	2,214	5,415	United States.....	1,507	1,800	7,015	8,717	18,378
Total.....	1,275	1,085	2,488	2,214	7,115	Total.....	3,033	1,800	7,015	8,717	18,378
RECAPITULATION:						RECAPITULATION:					
British Empire.....	703	1,085	2,488	2,214	5,415	British Empire.....	1,510	1,800	7,015	8,717	18,378
Foreign Countries.....	572	1,085	2,488	2,214	5,415	Foreign Countries.....	1,507	1,800	7,015	8,717	18,378

Horse, Mule and Ox Shoes. (Datable.)

Imported from—	1915	1916	1917	1918	1919	Imported from—	1915	1916	1917	1918	1919
United Kingdom.....	\$ 2,407	\$ 122	\$ 5,237	\$ 7,879	\$ 7,879	United Kingdom.....	\$	\$	\$	\$	\$
United States.....	27,452	21,244	27,528	55,103	51,519	United States.....	2,437	122	5,337	7,879	7,879
Total.....	29,919	24,366	32,865	63,072	51,519	Total.....	27,452	24,311	27,528	55,103	51,519
RECAPITULATION:						RECAPITULATION:					
British Empire.....						British Empire.....					
Foreign Countries.....						Foreign Countries.....					

SESSIONAL PAPER No. 10b

INGOTS, COOLED INGOTS, BLOOMS, SLABS, PUDDLED BARS, AND LOOPS OR OTHER FORMS, N.O.P., LESS FINISHED THAN IRON OR STEEL BARS, BUT MORE ADVANCED THAN PIG IRON, EXCEPT CASTINGS. (Dutiable)

	Cwt.	Cwt.	Cwt.	Cwt.	Cwt.	Cwt.	Cwt.	\$	\$	\$	\$
United Kingdom.....	512	3,912	96					724	183		
Sweden.....	7,148	263,459	157,811	159,318	2,433			9,468			
United States.....								375,319	466,191	580,812	7,513
Total.....	7,660	267,371	157,907	159,218	2,433			12,160	384,787	466,374	7,513
RECAPITULATION.											
British Empire.....	512	267,371	96	159,218	2,433			724	183		
Foreign Countries.....	7,148		157,811					11,442	466,191	580,812	7,513

KENTLEDGE. (Dutiable.)

	Ton.	Ton. †	Ton.	Ton.	Ton.	Ton.	Ton.	\$	\$	\$	\$
United Kingdom.....											
Newfoundland.....					1						29
United States.....				26							663
Total.....				26	1						693
RECAPITULATION.											
British Empire.....				26	1						693
Foreign Countries.....											

KNIFE BLADES, OR BLANKS, AND FORKS OF IRON OR STEEL IN THE ROUGH, NOT HANDLED, FILED, GROUND OR OTHERWISE MANUFACTURED. (Dutiable.)

	\$	\$	\$	\$	\$	\$	\$	\$	\$	\$	\$
United Kingdom.....	14	187	583	1,653	674						
United States.....	87										
Total.....	101	187	583	1,653	674			14	187	583	674
RECAPITULATION.											
British Empire.....								14			
Foreign Countries.....								87	187	583	674

LOCKS OF ALL KINDS. (Dutiable.)

	\$	\$	\$	\$	\$	\$	\$	\$	\$	\$	\$
United Kingdom.....	11,653	2,742	3,186	2,367	1,374						
Hong Kong.....	9	3	10								
France.....	671	184		61							
Germany.....	1,547										
Japan.....			7	271	9,212						
Netherlands.....	9										
United States.....	201,432	200,026	324,143	344,831	497,465			11,652	2,745	3,196	1,574
Total.....	215,321	202,955	327,346	347,530	418,189			203,659	200,210	324,150	416,615
RECAPITULATION.											
British Empire.....								11,652	2,745	3,196	1,574
Foreign Countries.....								203,659	200,210	324,150	416,615

No. 19—Imports for Consumption, by Articles and Countries, during Fiscal Years ended March 31, 1915-1919—*Con.*

Imported from—	1915	1916	1917	1918	1919	Imported from—	1915	1916	1917	1918	1919
METALS AND MINERALS—Continued.											
IRON AND STEEL—Continued.											
MACHINERY.											
Adding Machines. (Dutiable.)											
	No.	No.	No.	No.	No.		\$	\$	\$	\$	\$
United Kingdom.....	United Kingdom.....
Germany.....	20	2	Germany.....	2,962	350
Switzerland.....	2	Switzerland.....	316	310	424
United States.....	1,113	642	1,779	1,499	1,551	United States.....	198,441	145,815	358,624	380,050	557,361
Total.....	1,133	643	1,782	1,501	1,554	Total.....	201,403	146,131	359,284	380,474	557,361
RECAPITULATION.											
British Empire.....	643	British Empire.....	350
Foreign Countries.....	1,133	1,781	1,501	1,554	Foreign Countries.....	201,403	146,131	358,934	380,474	557,361
Beet Root Sugar Factories—Machinery and Structural Iron for (Free.)											
	\$	\$	\$	\$	\$		\$	\$	\$	\$	\$
United Kingdom.....	United Kingdom.....
France.....	608	258	France.....
Germany.....	15,854	43,894	Germany.....
United States.....	2,075	39,679	414,571	15,854	43,894	United States.....	2,683	39,679	414,829	15,854	43,894
Total.....	2,683	39,679	414,829	15,854	43,894	Total.....	2,683	39,679	414,829	15,854	43,894
Briquette-making Machines. (Free.)											
	\$	\$	\$	\$	\$		\$	\$	\$	\$	\$
United Kingdom.....	United Kingdom.....
United States.....	1,615	1,342	522	1,166	26,217	United States.....	1,615	1,342	522	1,166	26,217
Total.....	1,291	1,342	621	1,166	26,217	Total.....	1,291	1,342	621	1,166	26,217
Carding, Spinning, Weaving or Braiding Machinery, or Machinery for Knitting Fibrous Material, of a Class or Kind Not Made in Canada. (Dutiable.)											
	\$	\$	\$	\$	\$		\$	\$	\$	\$	\$
United Kingdom.....	United Kingdom.....
Newfoundland.....	129,012	48,605	194,157	113,319	127,577	Newfoundland.....
Belgium.....	300	Belgium.....
France.....	97	France.....
Germany.....	34	347	Germany.....	129,012	48,605	194,157	113,319	128,077
United States.....	25,904	565	375	2,075,137	2,081,151	United States.....	355,089	979,574	1,489,542	2,075,137	2,081,151
Switzerland.....	2,700	979,009	1,488,820	Switzerland.....
United States.....	326,294	United States.....
Total.....	484,101	1,028,269	1,683,699	2,188,456	2,209,228	Total.....

SESSIONAL PAPER No. 10b

Concrete-mixing Machinery. (Dutiable.)

	No.	No.	No.	No.	No.	\$	\$	\$	\$	\$	\$
United Kingdom.....	1,700	1,153									
Germany.....	1,358										
United States.....	42,007	24,321	58,343								
Total.....	45,185	25,474	58,343								14,436
RECAPITULATION.											
British Empire.....	1,700										1,153
Foreign Countries.....	43,425	24,321									14,436

Coal-handling Machinery. (Dutiable.)

	No.	No.	No.	No.	No.	\$	\$	\$	\$	\$	\$
United Kingdom.....	5,282	110									
United States.....	136,581	37,748	94,136								
Total.....	141,863	37,867	94,136								
RECAPITULATION.											
British Empire.....	5,282										110
Foreign Countries.....	136,581	37,748									94,136

Concrete-mixing Machines. (Dutiable.)

	No.	No.	No.	No.	No.	\$	\$	\$	\$	\$	\$
United Kingdom.....	132	75	68								
United States.....				64	38						
Total.....	132	75	68	65	38						
RECAPITULATION.											
British Empire.....											219
Foreign Countries.....	132	75	68	64	38						30,629

Cordage, Twine or Linen Manufacturing Machinery, or Machinery for the Preparation of Flax Fibre, of a Class or Kind Not Made in Canada. (Free.)

	No.	No.	No.	No.	No.	\$	\$	\$	\$	\$	\$
United Kingdom.....	6,183	1,547	5,669								
France.....	2,806										
United States.....	29,605	24,822	35,258	26,966	79,657						
Total.....	38,684	26,369	40,927	27,580	82,368						
RECAPITULATION.											
British Empire.....	6,183										614
Foreign Countries.....	32,501	24,822									26,966

Cranes and Derricks. (Dutiable.)

	No.	No.	No.	No.	No.	\$	\$	\$	\$	\$	\$
United Kingdom.....	10	2									
United States.....	116	93	166	113	111						
Total.....	126	95	166	114	111						
RECAPITULATION.											
British Empire.....	10	2									22,062
Foreign Countries.....	116	93	166	113	111						575,566

No. 19—IMPORTS for Consumption, by Articles and Countries, during Fiscal Years ended March 31, 1915-1919—*Con.*

Imported from—	1915	1916	1917	1918	1919	Imported from—	1915	1916	1917	1918	1919
United Kingdom.....	No	No	No	No	No	United Kingdom.....	\$	\$	\$	\$	\$
United States.....	55	105	102	143	102	United States.....	5,800	9,971	9,421	15,113	14,134
Total.....	66	105	102	143	102	Total.....	5,800	9,974	9,421	15,143	14,134
RECAPITULATION.						RECAPITULATION.					
British Empire.....	No	No	No	No	No	British Empire.....	\$	\$	\$	\$	\$
Foreign Countries.....	66	105	102	143	102	Foreign Countries.....	5,800	9,974	9,421	15,113	14,134

METALS AND MINERALS—Continued.
 IRON AND STEEL—Continued.
 MACHINERY—Continued.
 Dental Engines, Electric. (Dentible.)

Diamond Drills, and Parts of, not to Include Motive Power. (Frac.)

	\$	\$	\$	\$	\$		\$	\$	\$	\$	\$
United Kingdom.....	\$	422	\$	300	\$	RECAPITULATION.	\$	\$	\$	\$	\$
Newfoundland.....	41,117	35,327	60,091	65,915	52,823	British Empire.....	41,117	422	300	65,915	52,823
United States.....	41,117	35,749	60,391	65,915	52,823	Foreign Countries.....		35,327	60,091		
Total.....						Total.....					

Engines, Portable, with Boilers in Combination, and Traction Engines for Farm Purposes. (Dentible.)

	No	No	No	No	No		\$	\$	\$	\$	\$
United Kingdom.....	No <td>No <td>No <td>No <td>No</td> <td>United Kingdom.....</td> <td>\$</td> <td>\$</td> <td>\$</td> <td>\$</td> <td>\$</td> </td></td></td>	No <td>No <td>No <td>No</td> <td>United Kingdom.....</td> <td>\$</td> <td>\$</td> <td>\$</td> <td>\$</td> <td>\$</td> </td></td>	No <td>No <td>No</td> <td>United Kingdom.....</td> <td>\$</td> <td>\$</td> <td>\$</td> <td>\$</td> <td>\$</td> </td>	No <td>No</td> <td>United Kingdom.....</td> <td>\$</td> <td>\$</td> <td>\$</td> <td>\$</td> <td>\$</td>	No	United Kingdom.....	\$	\$	\$	\$	\$
United States.....	13	838	2,792	5,731	627	United States.....	21,345	1,378	713	1,151	2,134
Total.....	464	838	2,792	5,731	627	Total.....	691,120	1,666,967	3,258,958	6,011,189	1,450,304
RECAPITULATION.						RECAPITULATION.					
British Empire.....	477	838	2,792	5,733	627	British Empire.....	712,465	1,668,345	3,259,671	6,012,343	1,452,438
Foreign Countries.....	13	838	2,792	5,731	627	Foreign Countries.....	21,345	1,378	713	1,151	2,134
Total.....	464	838	2,792	5,731	627	Total.....	691,120	1,666,967	3,258,958	6,011,189	1,450,304

No. 19—Imports for Consumption, by Articles and Countries, during Fiscal Years ended March 31, 1915-1919—*Con.*

Imported from—	1915	1916	1917	1918	1919	Imported from—	1915	1916	1917	1918	1919
United Kingdom.....	No. 108	No. 145	No. 255	No. 238	No. 44	United Kingdom.....	\$ 29,278	\$ 38,043	\$ 65,162	\$ 59,093	\$ 26,350
United States.....	No. 108	No. 145	No. 255	No. 238	No. 41	United States.....	\$ 29,278	\$ 38,043	\$ 65,162	\$ 59,093	\$ 26,350
Total.....						Total.....					
RECAPITULATION:						RECAPITULATION:					
British Empire.....	No. 108	No. 145	No. 255	No. 238	No. 44	British Empire.....	\$ 29,278	\$ 38,043	\$ 65,162	\$ 59,093	\$ 26,350
Foreign Countries.....						Foreign Countries.....					

METALS AND MINERALS—Continued.
IRON AND STEEL—Continued
MACHINERY—Continued.
Hay Presses. (Dutiable.)

Horse-Powers for Farm Purposes. (Dutiable.)

	No.	No.	No.	No.	No.		\$	\$	\$	\$	\$
United Kingdom.....	No. 4	No. 2	No. 2	No. 1	No. 1	United Kingdom.....	\$ 116	\$ 90	\$ 10	\$ 10	\$ 10
United States.....	No. 4	No. 2	No. 2	No. 1	No. 1	United States.....	\$ 116	\$ 90	\$ 10	\$ 10	\$ 10
Total.....						Total.....					
British Empire.....	No. 4	No. 2	No. 2	No. 1	No. 1	British Empire.....	\$ 116	\$ 90	\$ 10	\$ 10	\$ 10
Foreign Countries.....						Foreign Countries.....					

Mining, Smelting and Reducing Machinery, for use Exclusively in Mining or Metallurgical Operations, n.o.p. (Free.)

	\$	\$	\$	\$	\$		\$	\$	\$	\$	\$
United Kingdom.....	\$ 10,707	\$ 11,598	\$ 17,654	\$ 5,721	\$ 11,097	United Kingdom.....	\$ 10,707	\$ 11,598	\$ 18,433	\$ 5,721	\$ 14,097
British Oceania—						United States.....	\$ 451,808	\$ 595,983	\$ 823,804	\$ 804,174	\$ 698,592
Australia.....	6,598	779	779	5,655	698,592	British Empire.....					
Germany.....	703					Foreign Countries.....					
Switzerland.....	447,597	595,983	823,804	795,519	698,592	Total.....					
United States.....						RECAPITULATION:					
Total.....	465,515	607,581	842,297	809,895	712,599	British Empire.....	\$ 10,707	\$ 11,598	\$ 18,433	\$ 5,721	\$ 14,097
						Foreign Countries.....	\$ 451,808	\$ 595,983	\$ 823,804	\$ 804,174	\$ 698,592

SESSIONAL PAPER No. 10b

Over Import Duty Crushers, Stamp Mills, Cornish and Belled Rolls, Rock Drills, Air Compressors, and Percussion Coal Cutters. (Dutiable.)

	\$	\$	\$	\$	\$	\$	\$	\$	\$			
United Kingdom.....	47,508	26,187	29,222	21,571	68,689	RECAPITULATION.						
Germany.....	2,629	328,930	601,825	681,695	733,218	British Empire.....						
United States.....	367,851	355,126	631,047	706,295	821,928	Foreign Countries.....						
Total.....	417,988	355,126	631,047	706,295	821,928	47,508	29,187	29,222	21,571	68,689	733,218	684,695

Paper and Pulp-mill Machinery. (Dutiable.)

	\$	\$	\$	\$	\$	\$	\$	\$	\$			
United Kingdom.....	21,454	127,619	49,101	191,581	\$ 616	RECAPITULATION.						
Norway.....	440			10,988		British Empire.....						
Sweden.....	994	397,132	1,084,630	1,294,881	761,577	Foreign Countries.....						
Switzerland.....	383,790					21,454	127,619	49,101	104,581	616	761,577	
United States.....	406,678	524,751	1,133,131	1,320,450	762,193	385,224	397,132	1,084,630	1,215,869			
Total.....												

Portable Machinery, n.o.p., and Parts of. (Dutiable.)

	\$	\$	\$	\$	\$	\$	\$	\$	\$		
United Kingdom.....	118,186	42,763	69,957	29,398	178,403	RECAPITULATION.					
United States.....						British Empire.....					
Total.....	118,186	42,763	69,957	29,398	178,403	118,186	42,793	69,957	29,398		178,403

Presses, Printing and Lithographic. (Dutiable.)

	\$	\$	\$	\$	\$	\$	\$	\$	\$		
United Kingdom.....	7,633	11,209	3,157	879	275	RECAPITULATION.					
Newfoundland.....	3					British Empire.....					
Germany.....	2,696	235,169	431,034	422,888	481,100	7,636	11,209	3,157	879	275	
United States.....	220,494					223,190	235,169	431,034	422,888		
Total.....	230,826	246,468	434,191	423,767	481,375						

Printing Presses, Newspaper, of not Less Value by Retail than \$1,500 Each, of a Class or Kind not Made in Canada. (Free.)

	No.	No.	No.	No.	No.	No.	\$	\$	\$	\$
United Kingdom.....	4	5					8,484	14,171		6,327
United States.....	53	28	64	53	46		334,534	145,015	324,241	213,887
Total.....	57	33	64	54	46		343,018	159,186	324,241	237,080
RECAPITULATION.										
British Empire.....	4	5					8,484	14,171		6,327
Foreign Countries.....	53	28	64	53	46		334,534	145,015	324,241	213,887

No. 19 - Imports for Consumption, by Articles and Countries, during Fiscal Years ended March 31, 1915-1919—Con.

Imported from—	1915	1916	1917	1918	1919	Imported from—	1915	1916	1917	1918	1919
METALS AND MINERALS—Continued.											
IRON AND STEEL—Continued.											
Machinery—Continued.											
Rolling Mill Machinery. (Dutiable.)											
	\$	\$	\$	\$	\$	RECAPITULATION.	\$	\$	\$	\$	\$
United Kingdom.....	2,314	179,687	223,904	415,963	420,792	British Empire.....	2,314	179,687	223,904	415,963	420,792
United States.....	108,943					Foreign Countries.....	108,943				
Total.....	111,257	179,687	223,904	415,963	420,792						
Rolling, Folding, Binding, Embossing, Creasing or Cutting Machinery When for Use Exclusively by Printers, Bookbinders and by Manufacturers of Articles Made from Paper or Cardboard, Including Parts Thereof. (Dutiable.)											
	\$	\$	\$	\$	\$	RECAPITULATION.	\$	\$	\$	\$	\$
United Kingdom.....	7,761	1,208	1,755	198	213	British Empire.....	7,761	1,208	1,755	198	213
Germany.....	4,771					Foreign Countries.....	136,194	158,086	311,525	353,867	375,458
United States.....	151,423	158,086	311,525	353,867	375,458						
Total.....	193,955	159,294	313,280	353,867	375,671						
Saw and Planing Mills, Portable. (Dutiable.)											
	No.	No.	No.	No.	No.	RECAPITULATION.	\$	\$	\$	\$	\$
United Kingdom.....	19	4	7	130	116	United Kingdom.....	4,797	3,334	3,270	21,290	16,653
United States.....	19	4	7	120	116	United States.....	4,797	3,334	3,270	21,290	16,653
Total.....	38	8	14	250	232	Total.....	4,797	3,334	3,270	21,290	16,653
RECAPITULATION.						RECAPITULATION.					
British Empire.....	19	4	7	130	116	British Empire.....	4,797	3,334	3,270	21,290	16,653
Foreign Countries.....						Foreign Countries.....					
Saw-Mill Machinery (Dutiable.)											
	\$	\$	\$	\$	\$	RECAPITULATION.	\$	\$	\$	\$	\$
United Kingdom.....	2,349	268	1,913	102	989	British Empire.....	2,349	268	1,913	102	989
France.....						Foreign Countries.....	137,148	133,763	186,897	226,889	110,656
Italy.....											
Sweden.....											
United States.....	137,148	133,506	186,897	226,697	118,967						
Total.....	139,497	134,031	188,810	226,889	119,956						

No. 19—Imports for Consumption, by Articles and Countries, during Fiscal Years ended March 31, 1915-1919—*Con.*

Imported from—	1915	1916	1917	1918	1919	1915	1916	1917	1918	1919
						Imported from—				
METALS AND MINERALS—Continued.										
IRON AND STEEL.—Continued.										
Machinery—Continued										
Threshing Machine Separators. (Doubtable.)										
	No.	No.	No.	No.	No.					
United Kingdom.....	2	1			United Kingdom.....					
France.....	1				France.....			678		
United States.....	597	1,979	2,115	1,226	United States.....	302,495	624,554	1,284,715	1,552,843	1,006,062
Total.....	599	1,980	2,115	1,226	Total.....	305,301	624,641	1,285,393	1,552,843	1,006,062
RECAPITULATION.										
British Empire.....	2	1			British Empire.....	2,706		678		
Foreign Countries.....	597	1,979	2,115	1,226	Foreign Countries.....	302,495	624,641	1,284,715	1,552,843	1,006,062

Threshing Machine Separators, Parts of, Including Wind Stackers, Borgers, Weighers and Self-feeders Therefor and Finished Parts Therefor for Repairs, When Imported Separately. (Doubtable.)

United Kingdom.....	\$ 654	\$ 480	\$ 452,595	\$ 530,118	\$ 397,095	\$	\$	\$	\$	\$
United States.....	212,114	287,637	452,595	530,118	397,095	654	480	452,595	530,118	397,095
Total.....	212,768	288,117	452,595	530,118	397,095	212,114	287,637	452,595	530,118	397,095
RECAPITULATION.										
British Empire.....						654	480	452,595	530,118	397,095
Foreign Countries.....						212,114	287,637	452,595	530,118	397,095

Traction Engines for Farm Purposes, costing not more than \$1,400 in the Country of Production. (Free.)

United Kingdom.....	No.	No.	No.	No.	No.	\$	\$	\$	\$	\$
United States.....					United Kingdom.....					
Total.....					United States.....					
RECAPITULATION.										
British Empire.....					British Empire.....					
Foreign Countries.....					Foreign Countries.....					

No. 19—Imports for Consumption, by Articles and Countries, during Fiscal Years ended March 31, 1915-1919—Con.

Imported from—	1915	1916	1917	1918	1919	Imported from—	1915	1916	1917	1918	1919
METALS AND MINERALS—Continued. IRON AND STEEL—Continued. MACHINERY—Continued. Washing Machines, Domestic. (Datable.)											
United Kingdom.....	No. 17	No. 42	No.	No. 1	No.	United Kingdom.....	\$ 42	\$ 323	\$	\$ 15	\$
United States.....	7,057	6,547	11,252	17,508	11,923	United States.....	62,665	71,750	159,377	330,752	276,921
Total.....	7,084	6,589	11,252	17,509	11,923	Total.....	62,707	72,073	159,377	330,767	276,921
RECAPITULATION. British Empire.....											
Foreign Countries.....	17	42	11,252	17,508	11,923	British Empire.....	42	323	159,377	15	276,921
Total.....	7,057	6,547	11,252	17,508	11,923	Foreign Countries.....	62,665	71,750	159,377	330,752	276,921
Well-digging Machinery and Apparatus of a Class or Kind not Made in Canada for Drilling for Water, Natural Gas or Oil and for Prospecting for Minerals, not Including Motive Power. (Free.)											
United Kingdom.....	\$	\$	\$	\$	\$	RECAPITULATION.	\$	\$	\$	\$	\$
United States.....	214,379	7,095	2,905	5,307	13,781	British Empire.....	214,379	7,095	2,905	5,307	13,781
Total.....	214,379	7,095	2,905	5,307	13,781	Foreign Countries.....					
Windmills and Complete Parts Thereof. (Datable.)											
United Kingdom.....	\$	\$ 14	\$	\$	\$	RECAPITULATION.	\$	\$	\$	\$	\$
United States.....	45,653	45,921	52,056	81,706	58,357	British Empire.....	14	14	52,056	84,706	58,357
Total.....	45,653	45,935	52,056	81,706	58,357	Foreign Countries.....	45,653	45,921	52,056	84,706	58,357
Other Machinery, Composed Wholly or in Part of Iron or Steel n.o.p., and Iron or Steel Integral Parts of Machinery. (Datable.)											
United Kingdom.....	\$	\$	\$	\$	\$	Italy.....	\$	\$	\$	\$	\$
British Oceania—	992,081	302,270	311,503	273,729	353,058	Japan.....	933	3,507	365	233	19
Australia.....	810	1,384	110			Netherlands.....	136	91			309
British West Indies.....						Sweden.....	711		750	5,945	28,696
Jamaica.....						Switzerland.....	1,341	1,192	8,473	11,649	179
Newfoundland.....	300		292		180	United States.....	62,305	45,588	18,538,273	14,643,662	16,527,451
Austria-Hungary.....	1,081				719	Total.....	9,265,057	12,496,589	18,895,761		
Belgium.....	49		35,099								
Cuba.....											
Denmark.....											
					43						

SESSIONAL PAPER No. 10b

TOTAL MACHINERY. (Dutiable and Free.)										
	4,804	1,995	50	168	9	993,191	303,651	311,905	273,725	333,978
	5	5	964	14,411		8,271,866	12,192,935	18,583,856	14,669,936	16,173,473
	100,570	248								
	1,316,688	632,938	656,773	588,091	635,066	136	91	335	233	300
	810	1,384	880	487		711				
	333	112	620	40	130	1,341	1,449	759	16,933	28,696
	1,081				1,329	66,792	48,469	8,848	424	45,235,983
						1,690	19,681,221	33,151,462	34,555,672	
	7,741	2,148	35,000		43	16,422,225	20,369,715	33,859,989	35,183,841	45,902,616
	10	5	679	500	9					
	158,227	248	1,274	21,004	1,095	1,317,891	694,484	658,282	588,618	636,596
	933	3,597				15,104,334	19,735,231	33,201,407	34,595,256	45,266,050
RECAPITULATION.										
United Kingdom.....										
British Oceania—										
Australia.....										
British West Indies.....										
Jamaica.....										
Newfoundland.....										
Austria-Hungary.....										
Belgium.....										
China.....										
Denmark.....										
France.....										
St. Pierre and Miquelon.....										
Germany.....										
Italy.....										
Japan.....										
Netherlands.....										
Norway.....										
Sweden.....										
Switzerland.....										
United States.....										
Alaska.....										
Total.....										
RECAPITULATION.										
British Empire.....										
Foreign Countries.....										
Total.....										

TOTAL MACHINERY. (Dutiable and Free.)										
	Cwt.	Cwt.	Cwt.	Cwt.	Cwt.	Cwt.	Cwt.	Cwt.	Cwt.	Cwt.
	24,283	12,654	25,651	26,725	22,769	57,352	25,659	62,958	102,075	97,370
	7,405					14,715				
	31,688	12,654	25,651	26,725	22,769	72,067	25,659	63,958	102,075	97,370
RECAPITULATION.										
United Kingdom.....										
Sweden.....										
United States.....										
Total.....										
RECAPITULATION.										
British Empire.....										
Foreign Countries.....										
Total.....										

NAIUS, BRADS, STRIKES AND TACKS OF ALL KINDS, N.O.P. (Dutiable.)										
	Lb.	Lb.	Lb.	Lb.	Lb.	Lb.	Lb.	Lb.	Lb.	Lb.
	72,005	10,031	5,829	953	50	3,305	663	1,069	186	2
	415	616				35				
	9,955					1,295	208			
	8,250	273,748	395,366	304,759	264,670	417	25,516	50,958	51,968	42,701
	439,341					27,164				
	529,371	284,395	491,197	305,712	265,026	31,387	97,387	52,023	52,154	42,704
RECAPITULATION.										
United Kingdom.....										
Austria-Hungary.....										
France.....										
Germany.....										
Japan.....										
Norway.....										
United States.....										
Total.....										
RECAPITULATION.										
British Empire.....										
Foreign Countries.....										
Total.....										

NAIUS, BRADS, STRIKES AND TACKS OF ALL KINDS, N.O.P. (Dutiable.)

NAIUS, BRADS, STRIKES AND TACKS OF ALL KINDS, N.O.P. (Dutiable.)

No. 19—Imports for Consumption, by Articles and Countries, during Fiscal Years ended March 31, 1915-1919—*Con.*

Imported from—	1915	1916	1917	1918	1919	Imported from—	1915	1916	1917	1918	1919
METALS AND MINERALS—Continued.											
IRON AND STEEL—Continued.											
NAILS AND SPIKES, CUT, ORDINARY BUILDERS'. (Dutiable.)											
United Kingdom.....	Cwt. 5	Cwt. 6	Cwt. 2	Cwt. 1	Cwt.	United Kingdom.....	\$ 25	\$ 45	\$ 5	\$ 10	\$
Newfoundland.....	3	3	458	630	451	Newfoundland.....	12	12	5	5	
United States.....	4,684	878	458	630	451	United States.....	8,560	1,946	2,023	2,447	2,708
Total.....	4,689	887	460	631	451	Total.....	8,585	2,003	2,028	2,466	2,708
RECAPITULATION.											
British Empire.....	5	9	2	1		British Empire.....	25	57	5	19	
Foreign Countries.....	4,684	878	458	630	451	Foreign Countries.....	8,560	1,946	2,023	2,447	2,708
NAILS, SHIRTS, COMPOSITION AND SHEATHING NAILS. (Dutiable.)											
United Kingdom.....	Lb. 3,016	Lb. 2,300	Lb. 2,300	Lb. 2,300	Lb.	United Kingdom.....	\$ 411	\$ 3,389	\$ 710	\$ 1,701	\$
Newfoundland.....	131,782	124,525	11,379	17,835	26,510	Newfoundland.....	3,445	3,389	1,674	1,701	3,980
United States.....	134,798	124,525	13,679	17,835	26,510	United States.....	3,856	3,389	2,384	1,701	3,980
Total.....	3,016	2,300	11,379	17,835	26,510	Total.....	411	3,389	710	1,701	3,980
RECAPITULATION.											
British Empire.....	131,782	124,525	11,379	17,835	26,510	British Empire.....	411	3,389	710	1,701	3,980
Foreign Countries.....	134,798	124,525	13,679	17,835	26,510	Foreign Countries.....	3,445	3,389	1,674	1,701	3,980
NAILS, WIRE, OF ALL KINDS, N O P. (Dutiable.)											
United Kingdom.....	Cwt. 29	Cwt. 13	Cwt. 4	Cwt. 5	Cwt.	United Kingdom.....	\$ 90	\$ 41	\$ 34	\$ 73	\$
Newfoundland.....	18,000	10,612	86,872	189,950	57,337	Newfoundland.....	50,630	36,485	273,930	762,488	251,318
United States.....	18,029	10,625	86,870	189,956	57,337	United States.....	50,720	36,529	273,961	762,566	251,318
Total.....	36,029	21,237	173,742	379,906	114,674	Total.....	101,340	72,914	547,891	1,525,054	502,636
RECAPITULATION.											
British Empire.....	29	13	4	6		British Empire.....	90	41	34	73	
Foreign Countries.....	18,000	10,612	86,872	189,950	57,337	Foreign Countries.....	50,630	36,485	273,930	762,488	251,318

SESSIONAL PAPER No. 10b

Pipe, Cast Iron, of Every Description (Dutiable)

	Cwt.	Cwt.	Cwt.	Cwt.	Cwt.	Cwt.	Cwt.	\$	\$	\$	\$	\$	\$
United Kingdom	50,484	44,033	17,109	3,377	351	64,094	66,947	19,849	7,976	19,849	7,976	2,504	
United States	216,757	44,214	75,011	36,750	36,952	291,469	65,927	133,491	132,109	133,491	132,109	127,340	
Total	267,241	108,277	92,120	43,127	37,503	325,563	132,874	153,340	140,085	153,340	140,085	129,844	
RECAPITULATION:													
British Empire	50,484	61,013	17,109	5,277	551	61,094	66,947	19,849	7,976	19,849	7,976	2,504	
Foreign Countries	216,757	44,214	75,011	36,750	36,952	261,469	65,927	133,491	132,109	133,491	132,109	127,340	

Pipe Fittings for Iron and Steel Pipe of Every Description. (Dutiable.)

	\$	\$	\$	\$	\$	\$	\$	\$	\$	\$	\$	\$	\$
United Kingdom	19,049	5,324	11,092	5,096	112	19,049	5,349	11,092	5,096	11,092	5,096	112	
British West Indies		25											
United States	710,398	452,208	718,664	423,854	785,953	710,398	452,208	718,664	423,854	718,664	423,854	785,953	
Total	729,447	457,557	729,756	428,950	786,065								
RECAPITULATION:													
British Empire						19,049	5,349	11,092	5,096	11,092	5,096	112	
Foreign Countries						710,398	452,208	718,664	423,854	718,664	423,854	785,953	

Pipe, Iron or Steel, Not Butt or Lap Welded, and Wirebound Wooden Pipe, Not Less Than Thirty Inches Internal Diameter, When For Use Exclusively in Alluvial Gold Mining. (Dutiable.)

	\$	\$	\$	\$	\$	\$	\$	\$	\$	\$	\$	\$	\$
United Kingdom													
United States	1,716	52		423									
Total	1,716	52		423		1,716	52		423				
RECAPITULATION:													
British Empire													
Foreign Countries						1,716	52		423				

Pipe, Wooden, Wine-Bound, n.o.p. (Dutiable.)

	\$	\$	\$	\$	\$	\$	\$	\$	\$	\$	\$	\$	\$
United Kingdom													
United States	38	874	7,032	1,286									
Total	38	874	7,032	1,286						874	7,032		1,286
RECAPITULATION:													
British Empire													
Foreign Countries										874	7,032		1,286

Plates, Boiler, Not Less Than 30 Inches in Width and Not Less Than 1/4 Inch in Thickness, for the Manufacture of Boilers. (Free.)

	Cwt.	Cwt.	Cwt.	Cwt.	Cwt.	Cwt.	Cwt.	\$	\$	\$	\$	\$	\$
United Kingdom	2,231	81	1,301					3,484	188				6,808
Belgium	34							43					
Germany	25							53					
United States	102,374	117,054	160,779	151,527	267,708	143,335	184,536	608,695	835,557	608,695	835,557	1,211,821	
Total	104,664	117,165	160,779	151,527	269,009	146,915	184,724	608,696	835,557	608,696	835,557	1,221,629	
RECAPITULATION:													
British Empire	2,231	81	1,301					3,484	188				6,808
Foreign Countries	102,433	117,084	160,779	151,527	267,708	143,431	184,536	608,696	835,557	608,696	835,557	1,211,821	

No. 19—Imports for Consumption, by Articles and Countries, during Fiscal Years ended March 31, 1915-1919—Con.

Imported from—	1915	1916	1917	1918	1919	Imported from—	1915	1916	1917	1918	1919
METALS AND MINERALS—Continued.											
IRON AND STEEL—Continued.											
PLATES, ROLLED, NOT LESS THAN 30 INCHES IN WIDTH AND NOT LESS THAN ¼ INCH IN THICKNESS N.O.P. (Dutiable.)											
United Kingdom.....	Cwt. 11,717	Cwt. 627				United Kingdom.....	\$ 14,882		\$ 1,925		\$
Belgium.....	1,553					Belgium.....	1,004				
Germany.....	80					Germany.....	67				
United States.....	431,209	547,128	477,055	257,692	487,549	United States.....	638,726	907,793	1,577,480	1,024,965	1,637,273
Total.....	444,629	547,128	477,055	257,692	487,549	Total.....	655,309	907,793	1,579,485	1,024,965	1,637,273
RECAPITULATION.											
British Empire.....	11,717		627			British Empire.....	14,882		1,925		
Foreign Countries.....	432,912	547,128	477,055	257,692	487,549	Foreign Countries.....	640,427	907,793	1,577,480	1,024,965	1,637,273

PLATES OR SHEETS, STEEL, COLD ROLLED, WITH SHEARED EDGES, OVER 14 GAUGE, NOT LESS THAN 1½ IN. WIDE, FOR MANUFACTURE OF MOWER BARS, HINGES, TYPEWRITERS AND SEWING MACHINES (Dutiable.)

United Kingdom.....	Cwt. 7,435	Cwt. 10,257	Cwt. 12,468	Cwt. 5,328	Cwt. 7,311	United Kingdom.....	\$ 16,432	\$ 25,407	\$ 46,971	\$ 27,491	\$ 36,305
United States.....						United States.....					
Total.....	7,435	10,257	12,468	5,328	7,311	Total.....	16,432	25,407	46,971	27,491	36,305
RECAPITULATION.											
British Empire.....						British Empire.....					
Foreign Countries.....	7,435	10,257	12,468	5,328	7,311	Foreign Countries.....	16,432	25,407	46,971	27,491	36,305

PLATES OR SHEETS, ROLLED, SHEARED OR UNSHEARED, AND SKELP IRON OR STEEL SHEARED OR ROLLED IN GROOVES, N.O.P. (Dutiable.)

United Kingdom.....	Cwt. 9,291	Cwt. 1,621	Cwt. 14	Cwt. 14	Cwt. 153,357	United Kingdom.....	\$ 14,005	\$ 6,285	\$ 66	\$	\$
Belgium.....	2,808					Belgium.....	3,163				
Germany.....	707					Germany.....	869				
Netherlands.....						Netherlands.....					
United States.....	274,163	343,278	471,757	141,357	153,357	United States.....	407,197	558,518	1,531,831	590,659	573,364
Total.....	286,989	344,899	471,838	141,357	153,357	Total.....	425,315	561,803	1,531,978	590,659	573,364
RECAPITULATION.											
British Empire.....	9,291	1,621	14	14		British Empire.....	14,005	6,285	66		
Foreign Countries.....	277,698	343,278	471,824	141,357	153,357	Foreign Countries.....	411,220	558,518	1,531,912	590,659	573,364

SESSIONAL PAPER No. 10b

PLATE, STEEL, UNIVERSAL MILL OR ROLLED EDGE PLATES OVER 12 INCHES WIDE, FOR USE IN THE MANUFACTURE OF BRIDGES OR OF STRUCTURAL WORK OR IN CAR CONSTRUCTION. (Datable.)

	Cwt.	Cwt.	Cwt.	Cwt.	Cwt.	Cwt.	Cwt.	Cwt.	\$	\$	\$	\$
United Kingdom.....	4,708	500,704	430,072	263,502	181,257				5,387	896,074	1,409,191	1,121,225
United States.....	439,671	500,704	430,072	263,502	181,257				641,575	896,074	1,409,191	1,121,225
Total.....	444,379	500,704	430,072	263,502	181,257				644,962	896,074	1,409,191	1,121,225
RECAPITULATION.												
British Empire.....	4,708	500,704	430,072						5,387			
Foreign Countries.....	439,671	500,704	430,072	263,502	181,257				641,575	896,074	1,409,191	1,121,225

POUGH PLATES OR SHARES OR MOULD BOARDS, LONG SIDES AND OTHER PLATES FOR AGRICULTURAL IMPLEMENTS, CUT TO SHAPE FROM ROLLED PLATES OF STEEL BUT NOT MOULDED, PUNCHED, POLISHED OR OTHERWISE MANUFACTURED. (Piec.)

	Cwt.	Cwt.	Cwt.	Cwt.	Cwt.	Cwt.	Cwt.	Cwt.	\$	\$	\$	\$
United Kingdom.....	50,681	88,004	119,858	138,348	131,255				37	241,792	518,388	996,825
United States.....	50,681	88,008	119,858	138,348	131,255				135,425	241,792	518,388	996,825
Total.....	50,681	88,008	119,858	138,348	131,255				135,425	241,790	518,388	996,825
RECAPITULATION.												
British Empire.....	50,681	88,004	119,858						37			
Foreign Countries.....	50,681	88,004	119,858	138,348	131,255				135,425	241,792	518,388	996,825

PUMPS, HAND, N.O.P. (Datable.)

	No.	No.	No.	No.	No.	No.	No.	No.	\$	\$	\$	\$
United Kingdom.....	239	47	4	3					1,045	700	228	520
Germany.....	1,788								3,882			
Norway.....	25								116			
United States.....	16,961	26,506	26,290	33,640	18,352				98,840	133,947	169,757	238,206
Total.....	19,013	26,553	26,303	33,643	18,352				103,883	134,647	169,985	238,810
RECAPITULATION.												
British Empire.....	239	47	4	3					1,045	700	228	520
Foreign Countries.....	18,774	26,506	26,290	33,640	18,352				102,838	133,947	169,757	238,206

No. 19—Imports for Consumption, by Articles and Countries, during Fiscal Years ended March 31, 1915-1919—*Con.*

Imported from—	1915	1916	1917	1918	1919	Imported from—	1915	1916	1917	1918	1919
METALS AND MINERALS—Continued											
IRON AND STEEL—Continued.											
PUMPS, POWER AND PARTS OF. (Dutiable)											
United Kingdom.....	No. 133	No. 58	No. 49	No. 24	No. 32	United Kingdom.....	\$ 41,288	\$ 19,582	\$ 12,095	\$ 14,551	\$ 28,769
Newfoundland.....			21	1		France.....			718	100	
France.....						Germany.....	7,925				
Germany.....	2					Sweden.....	56		166		
Sweden.....	1		3	1	2	Switzerland.....	6,702			251	261
Switzerland.....	3,041	4,435	6,257	6,065	6,311	United States.....	440,606	618,198	934,918	724,453	906,772
United States.....						Total.....	489,875	637,780	951,599	739,355	935,802
Total.....	3,177	4,493	6,316	6,090	6,377	RECAPITULATION.					
RECAPITULATION.											
British Empire.....	133	58	49	24	32	British Empire.....	41,288	19,582	12,095	14,651	28,769
Foreign Countries.....	3,041	4,435	6,261	6,066	6,345	Foreign Countries.....	448,587	618,198	942,504	724,704	907,033

RAILS FOR RAILWAYS AND TRAMWAYS. (Dutiable.)

United Kingdom.....	Ton. 148	Ton. 58	Ton. 3	Ton. 1	Ton. 32	United Kingdom.....	\$ 4,337	\$ 308,188	\$ 122	\$ 32	\$ 546,830
United States.....	27,555	10,747	14,277	15,671	10,236	United States.....	704,468	308,188	463,633	637,740	546,830
Total.....	27,703	10,747	14,280	15,672	10,236	Total.....	708,805	308,188	463,755	637,772	546,830
RECAPITULATION.											
British Empire.....	148	58	3	1	32	British Empire.....	4,337	308,188	122	32	546,830
Foreign Countries.....	27,555	10,747	14,277	15,671	10,236	Foreign Countries.....	704,468	308,188	463,633	637,740	546,830

RAILWAY FISH-PLATES. (Dutiable.)

United Kingdom.....	Ton. 4	Ton. 9	Ton. 6	Ton. 1	Ton. 606	United Kingdom.....	\$ 443	\$ 49,611	\$ 516	\$ 144,498	\$ 109,904
United States.....	2,938	1,144	2,313	2,168	1,606	United States.....	112,853	49,611	108,171	144,498	109,904
Total.....	2,942	1,144	2,319	2,169	1,606	Total.....	113,296	49,611	108,687	144,498	109,904
RECAPITULATION.											
British Empire.....	4	9	6	1	606	British Empire.....	443	49,611	516	144,498	109,904
Foreign Countries.....	2,938	1,144	2,313	2,168	1,606	Foreign Countries.....	112,853	49,611	108,171	144,498	109,904

SESSIONAL PAPER No. 10b

RAILWAY SPIKES. (Durable.)

	Cwt.	\$	Ton.	\$	Cwt.	\$	Ton.	\$	Cwt.	\$	Ton.	\$
United Kingdom.....	29	438	100	2,007	17,118	29,310	17,118	2,007	292	203	292	203
United States.....	54,671	104,149	16,138	117,804	17,118	29,310	17,118	117,804	82,355	27,410	82,355	27,410
Total.....	54,800	132,804	16,238	119,811	17,118	29,310	17,118	119,811	82,647	27,613	82,647	27,613
RECAPITULATION.												
British Empire.....	129	28,655	100	2,007	17,118	29,310	17,118	2,007	292	203	292	203
Foreign Countries.....	54,671	104,149	16,138	117,804	17,118	29,310	17,118	117,804	82,355	27,410	82,355	27,410
Total.....	54,800	132,804	16,238	119,811	17,118	29,310	17,118	117,804	82,647	27,613	82,647	27,613

RAILWAY SWITCHES, FROGS, CROSSINGS AND INTERSECTIONS. (Durable.)

	\$	\$	Ton.	\$	Ton.	\$	Ton.	\$	\$	\$	\$	
United Kingdom.....	28,655	438	246	1,195	1,302	1,402	1,302	1,195	18,023	10,938	18,023	10,938
United States.....	104,149	44,209	246	117,804	1,302	1,402	1,302	117,804	104,149	44,209	104,149	44,209
Total.....	132,804	44,647	492	119,811	1,302	1,402	1,302	119,811	182,172	55,147	182,172	55,147
RECAPITULATION.												
British Empire.....	28,655	438	246	1,195	1,302	1,402	1,302	1,195	28,655	438	28,655	438
Foreign Countries.....	104,149	44,209	246	117,804	1,302	1,402	1,302	117,804	104,149	44,209	104,149	44,209
Total.....	132,804	44,647	492	119,811	1,302	1,402	1,302	119,811	182,172	55,147	182,172	55,147

RAILWAY TIE-PLATES. (Durable.)

	Ton.	\$	Ton.	\$	Ton.	\$	Ton.	\$	Ton.	\$	Ton.	\$
United Kingdom.....	490	246	1,195	1,302	1,402	1,302	1,195	1,302	18,023	10,938	18,023	10,938
United States.....	490	246	1,195	1,302	1,402	1,302	1,195	1,302	18,023	10,938	18,023	10,938
Total.....	490	246	1,195	1,302	1,402	1,302	1,195	1,302	18,023	10,938	18,023	10,938
RECAPITULATION.												
British Empire.....	490	246	1,195	1,302	1,402	1,302	1,195	1,302	18,023	10,938	18,023	10,938
Foreign Countries.....	490	246	1,195	1,302	1,402	1,302	1,195	1,302	18,023	10,938	18,023	10,938
Total.....	490	246	1,195	1,302	1,402	1,302	1,195	1,302	18,023	10,938	18,023	10,938

ROLLS OF CHILLED IRON OR STEEL. (Durable.)

	Cwt.	\$	Ton.	\$	Cwt.	\$	Ton.	\$	Cwt.	\$	Ton.	\$
United Kingdom.....	200	468	769	1,426	2,065	3,526	2,065	1,426	745	7,383	745	7,383
United States.....	569	2,468	769	1,426	2,065	3,526	2,065	1,426	1,658	6,889	1,658	6,889
Total.....	769	2,468	769	1,426	2,065	3,526	2,065	1,426	2,403	7,383	2,403	7,383
RECAPITULATION.												
British Empire.....	200	468	769	1,426	2,065	3,526	2,065	1,426	745	7,383	745	7,383
Foreign Countries.....	569	2,468	769	1,426	2,065	3,526	2,065	1,426	1,658	6,889	1,658	6,889
Total.....	769	2,468	769	1,426	2,065	3,526	2,065	1,426	2,403	7,383	2,403	7,383

No. 19—Importers for Consumption, by Articles and Countries, during Fiscal Years ended March 31, 1915-1919—*Con.*

Imported from—	1915	1916	1917	1918	1919	Imported from—	1915	1916	1917	1918	1919
United Kingdom.....	\$ 141	\$ 40	\$..	\$..	\$..	RECAPITULATION.	\$..	\$..	\$..	\$..	\$..
Germany.....	17	British Empire.....	141	40
United States.....	3,450	4,310	7,097	3,659	6,288	Foreign Countries.....	3,467	4,310	7,097	3,659	6,288
Total.....	3,008	4,350	7,197	3,659	6,288						

METALS AND MINERALS—Continued.
IRON AND STEEL—Continued.

SAD OR SMOOTHING, HATTERS' IRONS, NOT PLATED. (Dutiable.)

SAFES AND DOORS FOR SAFES AND VAULTS. (Dutiable.)

Imported from—	1915	1916	1917	1918	1919	Imported from—	1915	1916	1917	1918	1919
United Kingdom.....	\$ 145	\$ 27	\$..	\$ 16	\$ 2	RECAPITULATION.	\$..	\$..	\$..	\$..	\$..
British Empire.....	40	British Empire.....	145	27	40
New Zealand.....	51,274	Foreign Countries.....	165,140	59,492	43,707	45,873	51,274
United States.....	105,746	59,492	43,707	45,873	51,274						
Total.....	165,891	59,519	43,707	45,880	51,316						

SCALES, BALANCES AND WEIGHING BEAMS AND STRENGTH-TESTING MACHINES. (Dutiable.)

Imported from—	1915	1916	1917	1918	1919	Imported from—	1915	1916	1917	1918	1919
United Kingdom.....	\$ 2,510	\$ 4,004	\$ 1,283	\$ 420	\$ 1,241	United States.....	\$ 86,148	\$ 79,798	\$ 139,941	\$ 198,715	\$ 216,257
Hong Kong.....	41	24	18	23	54	Total.....	90,487	85,448	141,992	199,158	217,552
China.....	3	..	1	RECAPITULATION.	\$..	\$..	\$..	\$..	\$..
France.....	188	317	British Empire.....	2,560	4,998	1,301	443	1,305
Germany.....	862	Foreign Countries.....	87,927	80,550	140,691	198,715	216,257
Japan.....						
Netherlands.....	726	405	718						

SCRAP-IRON AND SCRAP-STEEL, OLD AND FIT ONLY TO BE RE-MANUFACTURED, RECOVERED FROM ANY VESSEL WRECKED IN CANADIAN WATERS. (Free.)

Country	Cwt.	Cwt.	Cwt.	Cwt.	Cwt.	Country	\$	\$	\$	\$	\$
United Kingdom.....	United Kingdom.....	\$..	\$..	\$..	\$..	\$..
Denmark.....	Denmark.....
Total.....	Total.....	..	341

SESSIONAL PAPER No. 10b

United States.....	9,604	950	150	2,190	350	330
Total.....	9,604	950	150	2,190	350	330
REGAPULATION.						
British Empire.....	9,604	950	150	2,190	350	330
Foreign Countries.....						

SCRAP, CAST. (Dutiable.)

	Ton.	Ton.	Ton.	Ton.	Ton.	Ton.	\$	\$	\$	\$
United Kingdom.....	177						2,083		15	
British Guiana.....	38						558			
British West Indies.....										
Barbados.....			11							173
Newfoundland.....			4						36	43
France.....									960	
St. Pierre and Miquelon.....			52				60,940	58,305	30,800	94,110
United States.....	5,507	5,033	4,470	1,754					392	42,321
Porto Rico.....										
Total.....	5,722	5,033	4,474	1,769			63,581	58,305	40,503	94,153
REGAPULATION.										
British Empire.....	215		4	15			2,641		51	43
Foreign Countries.....	5,507	5,033	4,470	1,754			60,940	58,305	40,452	94,110

SCRAP, WROUGHT, BEING WASTE OR REFUSE, INCLUDING PUNCHINGS, CUTTINGS AND CUPPINGS OF IRON OR STEEL PLATES OR SHEETS, HAVING BEEN IN ACTUAL USE; CROP ENDS OF TIN PLATE BARS, BLOOMS AND RAILS THE SAME NOT HAVING BEEN IN ACTUAL USE. (Dutiable.)

	Cwt.	Cwt.	Cwt.	Cwt.	Cwt.	Cwt.	Cwt.	\$	\$	\$	\$
United Kingdom.....	40			130				22		91	
British Guiana.....	818							180			
British West Indies.....	1,184							849			
Barbados.....											
Jamaica.....											
Trinidad and Tobago.....											
Other.....											
Newfoundland.....	4,145	3,093	3,347	22,672	1,350		1,104	928	9,740	2,802	762
France.....					8,158						4,213
St. Pierre and Miquelon.....	930	20		1,820				279	10	728	
Sweden.....	1,345							702			
United States.....	216,689	94,741	193,680	266,935	1,293,984		140,767	50,889	244,103	229,780	883,908
Total.....	223,806	99,199	197,027	291,557	1,303,492		143,222	61,529	254,662	232,582	888,843
REGAPULATION.											
British Empire.....	6,187	3,093	3,347	22,802	9,508		2,146	928	9,811	2,802	4,975
Foreign Countries.....	217,619	96,106	193,680	268,755	1,293,984		141,076	60,601	244,331	229,780	883,908

No. 19—Imports for Consumption, by Articles and Countries, during Fiscal Years ended March 31, 1915-1919—*Con.*

Imported from—	1915	1916	1917	1918	1919	Imported from—	1915	1916	1917	1918	1919	
United Kingdom.....	\$ 372	\$ 408	\$ 119			RECAPITULATION: British Empire..... Foreign Countries.....	\$	\$	\$	\$	\$	
Newfoundland.....		1										
Ireland.....	291	2										
France.....	110						372	409	119			
Germany.....	36,124	71,941	209,175				36,825	71,943	209,175			
Japan.....			9									
United States.....												
Total.....	37,197	72,352	209,294									

METALS AND MINERALS—Continued.

IRON AND STEEL—Continued

SCREWS, IRON AND STEEL, COMMONLY CALLED "WOOD SCREWS," N. O. F., INCLUDING LAG OR COACH SCREWS, PLATED OR NOT, AND MACHINE OR OTHER SCREWS, N. O. F. (Dutiable.)

SCREWS, COMMONLY CALLED "WOOD SCREWS," N. O. F., OF IRON, STEEL, BRASS OR OTHER METAL. (Dutiable.)

United Kingdom.....	\$	\$	\$	\$	\$	RECAPITULATION: British Empire..... Foreign Countries.....	\$	\$	\$	\$	\$	
France.....				149	110							
United States.....				155,396	134,092						119	134,004
Total.....				155,545	134,204					155,396	134,004	

SCREWS, LAG OR COACH, PLATED OR NOT, MACHINE OR OTHER SCREWS, N. O. F. (Dutiable.)

United Kingdom.....	\$	\$	\$	\$	\$	RECAPITULATION: British Empire..... Foreign Countries.....	\$	\$	\$	\$	\$	
United States.....				31	7						31	7
Total.....				63,720	57,830						63,730	57,830

SESSIONAL PAPER No. 10b

SHAFTING, ROUND, STEEL, IN BARS, NOT EXCEEDING 2 1/2 INCHES IN DIAMETER. (Dutiable.)

	Cwt.	Cwt.	Cwt.	Cwt.	Cwt.	Cwt.	Cwt.	Cwt.	Cwt.	\$	\$	\$	\$	\$	\$
United Kingdom	908	37								2,172	96				
Switzerland	20									80					
United States	19,611	29,581	71,631	70,093	47,817					35,857	75,334	281,998	310,096	244,304	
Total	20,542	29,618	71,634	70,093	47,817					38,109	75,430	281,998	310,096	244,304	
RECAPITULATION.															
British Empire	908	37								2,172	96				
Foreign Countries	19,631	29,581	71,631	70,093	47,817					35,937	75,334	281,998	310,096	244,304	

SHAFTING, STEEL, TURNED, COMPRESSED OR POLISHED. (Dutiable.)

	\$	\$	\$	\$	\$	\$	\$	\$	\$	\$	\$	\$	\$	\$
United Kingdom	2,030	125	604											
United States	12,610	11,798	43,977	74,130	30,446					2,036	125	604		
Total	14,646	11,923	44,581	74,130	30,446					12,610	11,798	43,977	74,130	30,446
RECAPITULATION.														
British Empire														
Foreign Countries														

SHEETS, CANADA PLATES, RUSSIA IRON, TERNE PLATE AND ROLLED SHEETS OF IRON OR STEEL, COATED WITH ZINC, SOLDER OR OTHER METAL OF ALL WIDTHS OR THICKNESSES, N.O.P. (Dutiable. (Free under Preferential.))

	Cwt.	Cwt.	Cwt.	Cwt.	Cwt.	Cwt.	Cwt.	Cwt.	Cwt.	\$	\$	\$	\$	\$	\$
United Kingdom	114,654	41,556	10,508							269,178	109,989	43,078			
United States	175,823	292,689	245,574	172,863	135,941					443,899	524,330	852,130	891,744	745,016	
Total	290,477	244,245	256,082	172,863	135,941					713,077	634,319	895,208	891,744	745,016	
RECAPITULATION.															
British Empire	114,654	41,556	10,508							269,178	109,989	43,078			
Foreign Countries	175,823	292,689	245,574	172,863	135,941					443,899	524,330	852,130	891,744	745,016	

SHEETS, CORRUGATED, GALVANIZED. (Dutiable.)

	Cwt.	Cwt.	Cwt.	Cwt.	Cwt.	Cwt.	Cwt.	Cwt.	Cwt.	\$	\$	\$	\$	\$	\$
United Kingdom	58									177					
United States	1,082	1,558	5,928	526	2					2,821	5,053	23,505	3,338	9	
Total	1,140	1,558	5,928	526	2					2,998	5,053	23,505	3,338	9	
RECAPITULATION.															
British Empire	58									177					
Foreign Countries	1,082	1,558	5,928	526	2					2,821	5,053	23,505	3,338	9	

No. 19.—Imports for Consumption, by Articles and Countries, during Fiscal Years ended March 31, 1915-1919—*Con.*

Imported from—	1915	1916	1917	1918	1919	Imported from—	1915	1916	1917	1918	1919
METALS AND MINERALS—Continued.											
IRON AND STEEL—Continued.											
SHEETS, CORRUGATED, NOT GALVANIZED. (Datable.)											
United Kingdom.....	Cwt. 138	Cwt. 53	Cwt. 612	Cwt. 41	Cwt. 41	United Kingdom.....	\$ 484	\$ 171	\$ 2,304	\$ 371	\$ 371
United States.....	138	53	612	41	41	United States.....	484	171	2,304	371	371
Total.....	276	106	1,224	82	82	Total.....	968	342	4,608	742	742
RECAPITULATION.											
British Empire.....	138	53	612	41	41	British Empire.....	484	171	2,304	371	371
Foreign Countries.....	138	53	612	41	41	Foreign Countries.....	484	171	2,304	371	371
SHEETS, FLAT, GALVANIZED. (Datable. (Free under Preferential).)											
United Kingdom.....	Cwt. 403,704	Cwt. 9,000	Cwt. 9,000	Cwt. 227,557	Cwt. 227,557	United Kingdom.....	\$ 1,197,223	\$ 416,672	\$ 35,441	\$ 1,596,143	\$ 809,100
Germany.....	110	110	205,498	227,557	136,693	Germany.....	216	1,161,156	950,823	1,596,143	809,100
United States.....	301,341	347,260	205,498	227,557	136,693	United States.....	819,178	1,161,156	950,823	1,596,143	809,100
Total.....	705,155	478,091	214,568	227,557	136,693	Total.....	2,016,617	1,577,828	986,264	1,596,143	809,100
RECAPITULATION.											
British Empire.....	403,704	9,000	9,000	227,557	136,693	British Empire.....	1,197,223	416,672	35,441	1,596,143	809,100
Foreign Countries.....	301,451	347,260	205,498	227,557	136,693	Foreign Countries.....	819,394	1,161,156	950,823	1,596,143	809,100
SHEETS, ROLLED, POURSUED OR NOT, No. 14 GAUGE AND THINNER, N. O. P. (Datable. (Free under Preferential).)											
United Kingdom.....	Cwt. 115,851	Cwt. 29,717	Cwt. 25,832	Cwt. 418	Cwt. 260	United Kingdom.....	\$ 320,259	\$ 85,567	\$ 106,495	\$ 1,781	\$ 1,532
Belgium.....	60	60	60	60	60	Belgium.....	2,567	2,567	2,567	2,567	2,567
France.....	1,014	1,014	1,014	1,014	1,014	France.....	2,635	2,635	2,635	2,635	2,635
Germany.....	577,882	630,189	1,065,548	1,233,139	785,371	Germany.....	1,243,333	2,065,689	3,567,193	7,334,705	4,351,479
Netherlands.....	29	29	29	29	29	Netherlands.....	25	25	25	25	25
United States.....	726,992	959,906	1,131,402	1,233,557	785,631	United States.....	1,568,960	2,181,256	3,703,713	7,336,486	4,353,011
Total.....	1,435,119	1,619,212	2,228,745	2,914,811	1,667,631	Total.....	4,164,109	6,364,509	10,668,004	23,066,415	13,143,143
RECAPITULATION.											
British Empire.....	115,851	29,717	25,832	418	260	British Empire.....	320,259	85,567	106,495	1,781	1,532
Foreign Countries.....	581,123	930,189	1,065,570	1,233,139	785,371	Foreign Countries.....	1,243,871	2,065,689	3,597,218	7,334,705	4,351,479

SESSIONAL PAPER No. 10b

SHEETS OF STEEL, No. 24 AND 17 GAUGE, 1½ INCHES LONG, AND FROM 18 INCHES TO 32 INCHES WIDE, FOR THE MANUFACTURE OF TUBULAR BOW SOCKETS. (Free.)

	Cwt.	Cwt.	Cwt.	Cwt.	Cwt.	Cwt.	Cwt.	Cwt.	\$	\$	\$	\$
United Kingdom.....	1,620	2,417	3,118	2,554	493	3,951	4,588	8,660	14,420	14,420	2,615	2,615
United States.....	1,620	2,417	3,118	2,554	493	3,951	4,588	8,660	14,420	14,420	2,615	2,615
Total.....	3,240	4,834	6,236	5,108	986	7,902	9,176	17,320	28,840	28,840	5,230	5,230
RECAPITULATION.....												
British Empire.....	1,620	2,417	3,118	2,554	493	3,951	4,588	8,660	14,420	14,420	2,615	2,615
Foreign Countries.....	1,620	2,417	3,118	2,554	493	3,951	4,588	8,660	14,420	14,420	2,615	2,615

SHEET STEEL, CRUCIBLE, 11 TO 16 GAUGE, 21 TO 18 INCHES WIDE FOR THE MANUFACTURE OF MOWER AND REAPER KNIVES. (Free.)

	Cwt.	Cwt.	Cwt.	Cwt.	Cwt.	Cwt.	Cwt.	Cwt.	\$	\$	\$	\$
United Kingdom.....	132	7,388	90	9,184	15,522	1,395	497	86,484	95,204	95,204	148,574	148,574
United States.....	6,644	7,388	90	9,184	15,522	23,073	28,071	86,484	95,204	95,204	148,574	148,574
Total.....	6,776	7,478	180	18,368	31,044	24,468	28,568	172,968	190,408	190,408	297,148	297,148
RECAPITULATION.....												
British Empire.....	132	7,388	90	9,184	15,522	1,395	497	86,484	95,204	95,204	148,574	148,574
Foreign Countries.....	6,644	7,388	90	9,184	15,522	23,073	28,071	86,484	95,204	95,204	148,574	148,574

SHIPS OR VESSELS.—ANGLES, BEAMS, KNEES, MASTS, PLATES, SHEETS OR PARTS THEREOF, AND CABLE CHAINS FOR. (Free.)

	Cwt.	Cwt.	Cwt.	Cwt.	Cwt.	Cwt.	Cwt.	Cwt.	\$	\$	\$	\$
United Kingdom.....	29,124	1,076	6,061	16,372	35,300	45,590	3,578	27,853	108,473	108,473	246,803	246,803
Bermuda.....	15	15	31	1,097	174	150	29	135	15,322	15,322	591	591
Newfoundland.....	150	459	524,113	1,091,631	1,676,805	370,088	388,332	1,837,365	5,800,667	5,800,667	6,831,681	6,831,681
Germany.....	280,969	242,101	524,113	1,091,631	1,676,805	370,088	388,332	1,837,365	5,800,667	5,800,667	6,831,681	6,831,681
United States.....	310,702	242,101	524,113	1,091,631	1,676,805	370,088	388,332	1,837,365	5,800,667	5,800,667	6,831,681	6,831,681
Total.....	600,910	480,358	1,048,227	2,282,267	3,353,315	726,136	808,026	3,674,528	11,946,172	11,946,172	13,513,092	13,513,092
RECAPITULATION.....												
British Empire.....	29,124	1,076	6,061	16,372	35,300	45,590	3,578	27,853	108,473	108,473	246,803	246,803
Foreign Countries.....	281,578	242,101	524,113	1,091,631	1,676,805	370,088	388,332	1,837,365	5,800,667	5,800,667	6,831,681	6,831,681

SHIPS AND VESSELS OF IRON OR STEEL.—MANUFACTURED ARTICLES OF IRON OR STEEL OR BRASS, FOR USE IN THE CONSTRUCTION OF, OF A CLASS OR KIND NOT MANUFACTURED IN CANADA. (Free.)

	\$	\$	\$	\$	\$	\$	\$	\$	\$	\$	\$	\$
United Kingdom.....	36,323	21,598	116,847	271,826	134,516	51,515	216,674	157,612	429,585	429,585	1,071,141	1,071,141
Newfoundland.....	494	813	13	30		97,310	239,152	275,191	701,525	701,525	1,245,825	1,245,825
France.....	8,978											
St Pierre and Miquelon.....			719	84								
Norway.....												
Spain.....		67										
Sweden.....					40,168							
Total.....	45,895	22,480	130,779	272,144	174,684	148,825	456,026	432,803	1,131,110	1,131,110	2,317,966	2,317,966
RECAPITULATION.....												
United States.....	36,323	21,598	116,847	271,826	134,516	51,515	216,674	157,612	429,585	429,585	1,071,141	1,071,141
Foreign Countries.....	9,572	882	13	30		97,310	239,152	275,191	701,525	701,525	1,245,825	1,245,825
Total.....	45,895	22,480	130,779	272,144	174,684	148,825	456,026	432,803	1,131,110	1,131,110	2,317,966	2,317,966
RECAPITULATION.....												
British Empire.....	36,323	21,598	116,860	271,856	134,516	50,987	217,554	158,331	429,669	429,669	1,111,309	1,111,309
Foreign Countries.....	9,572	882	13	30		97,838	239,600	275,460	701,851	701,851	1,246,657	1,246,657

SESSIONAL PAPER No. 10b

SPRINGS, STEEL, FOR THE MANUFACTURE OF SURGICAL TRUSSES. (Free.)

	Lb.	Lb.	Lb.	Lb.	Lb.	Lb.	\$	\$	\$	\$	\$	\$
United Kingdom	388	40	630	1,179	358	187	24	24	331	649	360	360
United States	388	509	630	1,179	358	187	234	234	331	649	360	360
Total	776	549	1,260	2,358	716	374	478	478	662	1,298	720	720
RECAPITULATION:												
British Empire	388	40	630	1,179	358	187	24	24	331	649	360	360
Foreign Countries	388	509	630	1,179	358	187	234	234	331	649	360	360

SPRINGS, N.O.F., AND PAIRS THEREOF, OF IRON OR STEEL, FOR RAILWAY, TRAMWAY OR OTHER VEHICLES. (Durable.)

	\$	\$	\$	\$	\$	\$	\$	\$	\$	\$	\$	\$
United Kingdom	5,114	696	1,041	200	240	7,500	22,095	22,095	26,412	36,352	4,019	4,019
British Guiana	12	12	12	12	167	116,709	108,217	108,217	253,050	405,818	390,388	390,388
British Empire	74,432	197,233	282,856	152,473	319,175	124,299	130,243	130,243	279,502	412,170	354,357	354,357
United States	79,546	197,941	283,940	152,673	319,575	7,500	22,095	22,095	26,412	36,352	4,019	4,019
Total	163,204	493,170	666,789	305,145	638,350	146,008	158,358	158,358	332,324	524,692	552,773	552,773
RECAPITULATION:												
British Empire	5,114	696	1,041	200	240	7,500	22,095	22,095	26,412	36,352	4,019	4,019
Foreign Countries	74,432	197,233	282,856	152,473	319,175	116,709	108,217	108,217	253,050	405,818	390,388	390,388

STEEL, ROLLER, FOR SAWS AND STRAW CUTTERS, NOT TEMPERED OR GROUND NOR FURTHER MANUFACTURED THAN CUT TO SHAPE, WITHOUT INDENTED EDGES. (Free.)

	Cwt.	Cwt.	Cwt.	Cwt.	Cwt.	Cwt.	\$	\$	\$	\$	\$	\$
United Kingdom	818	2,006	2,449	2,245	156	7,500	22,095	22,095	26,412	36,352	4,019	4,019
United States	16,106	14,354	29,063	26,267	21,135	116,709	108,217	108,217	253,050	405,818	390,388	390,388
Total	16,924	16,360	31,512	28,512	21,291	124,299	130,243	130,243	279,502	412,170	354,357	354,357
RECAPITULATION:												
British Empire	818	2,006	2,449	2,245	156	7,500	22,095	22,095	26,412	36,352	4,019	4,019
Foreign Countries	16,106	14,354	29,063	26,267	21,135	116,709	108,217	108,217	253,050	405,818	390,388	390,388

STEEL OF NO. 12 GAUGE AND THINNER, BUT NOT THINNER THAN NO. 30 GAUGE, FOR THE MANUFACTURE OF BECKLE CLASPS, BED-FASTS, FURNITURE CASTERS AND ICE CHEERERS. (Free.)

	Cwt.	Cwt.	Cwt.	Cwt.	Cwt.	Cwt.	\$	\$	\$	\$	\$	\$
United Kingdom	1,551	2,484	2,276	2,709	2,897	4,351	6,666	6,666	11,692	17,424	19,181	19,181
United States	1,551	2,484	2,276	2,709	2,897	4,351	6,666	6,666	11,692	17,424	19,181	19,181
Total	3,102	4,968	4,552	5,418	5,794	8,702	13,332	13,332	23,384	34,848	38,362	38,362
RECAPITULATION:												
British Empire	1,551	2,484	2,276	2,709	2,897	4,351	6,666	6,666	11,692	17,424	19,181	19,181
Foreign Countries	1,551	2,484	2,276	2,709	2,897	4,351	6,666	6,666	11,692	17,424	19,181	19,181

No. 19—Imports for Consumption, by Articles and Countries, during Fiscal Years ended March 31, 1915-1919—*Con.*

Imported from—	1915	1916	1917	1918	1919	Imported from—	1915	1916	1917	1918	1919
----------------	------	------	------	------	------	----------------	------	------	------	------	------

METALS AND MINERALS—Continued.

IRON AND STEEL—Continued.

STEEL OF NO. 20 GAUGE AND THINNER, BUT NOT THINNER THAN NO. 30 GAUGE, TO BE USED IN THE MANUFACTURE OF CORSET STEELS, CLOCK SPRINGS, AND SHOE SHANKS. (Free.)

	Cwt.	Cwt.	Cwt.	Cwt.	Cwt.	Cwt.	\$	\$	\$	\$	\$
United Kingdom.....	650	2,130	3,297	4,893	United Kingdom.....	2,318	206	30,551	53,201	115,397	
United States.....	214	23	23	23	United States.....	1,760	206	30,551	53,201	115,397	
Total.....	864	2,130	3,297	4,893	Total.....	4,078	206	30,551	53,201	115,397	
RECAPITULATION:					RECAPITULATION:						
British Empire.....	650	2,130	3,297	4,893	British Empire.....	2,318	206	30,551	53,201	115,397	
Foreign Countries.....	214	23	23	23	Foreign Countries.....	1,760	206	30,551	53,201	115,397	

STEEL WOOL. (Dutiable.)

	\$	\$	\$	\$	\$	\$	\$	\$	\$	\$
United Kingdom.....	424	42	42	11,871	RECAPITULATION:					
Germany.....	317	6,338	6,338	11,978	British Empire.....	424	51	42	11,978	
United States.....	3,354	2,424	2,424	11,978	Foreign Countries.....	3,671	2,424	6,338		
Total.....	4,095	2,475	6,380	11,978	Total.....					

STOVES OF ALL KINDS, FOR COAL, WOOD, OIL, SPIRITS OR GAS. (Dutiable.)

	\$	\$	\$	\$	\$	\$	\$	\$	\$	\$
United Kingdom.....	6,665	3,166	4,074	537	Sweden.....	967	1,650	442	43	
New Zealand.....	3	3	15	30	Switzerland.....	471,255	220,482	399,104	1,895	458,578
Australia.....	295				United States.....	471,255	220,482	399,104	492,862	458,578
Austria-Hungary.....	81				Total.....	487,699	225,468	403,728	495,308	458,730
Belgium.....	5				RECAPITULATION:					
China.....	5				British Empire.....	6,665	3,169	4,089	537	40
Denmark.....	37				Foreign Countries.....	480,904	222,269	399,639	491,771	458,600
France.....	51				Total.....					
Germany.....	5,250		3	11						
Japan.....										

SESSIONAL PAPER No. 106

STOVE URNS OF METAL, AND DOVERTAUS, CHAPLET AND HINGE TUBES OF TIN FOR USE IN THE MANUFACTURE OF STOVES. (Dutiable.)

	\$	\$	\$	\$	\$	\$	\$	\$	\$
United Kingdom	11,169	10,505	19,733	2,677	39,231				
United States						RECAPITULATION.			
						British Empire	11,169	10,505	19,733
						Foreign Countries			29,577
Total	11,169	10,505	19,733	29,677	39,231				39,231

SURGICAL AND DENTAL INSTRUMENTS AND SURGICAL NEEDLES, SURGICAL OPERATING TABLES FOR USE IN HOSPITALS, X-RAY APPARATUS AND PARTS THEREOF, AND MICROSCOPES VALUED AT NOT LESS THAN \$50 EACH BY RETAIL. (Free.)

	\$	\$	\$	\$	\$	\$	\$	\$	\$
United Kingdom	30,032	23,959	12,559	11,645	9,670				
Austria-Hungary	1,411					United States	345,385	332,035	476,897
France	3,016	1,331	890	419	994	Total	393,341	357,433	499,719
Germany	13,018					RECAPITULATION.			
Japan		108	493	4,394	23,326	British Empire	30,032	23,959	12,559
Netherlands	202					Foreign Countries	363,309	333,474	478,160
Switzerland	277								9,670
									882,995

T AND STRAP HINGES OF ALL KINDS, N.O.P., AND HINGE BLANKS. (Dutiable.)

	Cwt.	Cwt.	Cwt.	Cwt.	Cwt.	\$	\$	\$	\$
United Kingdom						United Kingdom			
United States						United States			
Total						Total			
RECAPITULATION.						RECAPITULATION.			
British Empire						British Empire			
Foreign Countries						Foreign Countries			

TACKS, STOVE. (Dutiable.)

	Lb.	Lb.	Lb.	Lb.	Lb.	\$	\$	\$	\$
United Kingdom	6,643	1,153				United Kingdom	347	85	
Germany	27,639	44,128	7,556	1,513	1,410	Germany	88		
United States						United States	2,063	3,221	1,076
Total	34,637	45,281	7,556	1,513	1,410	Total	2,498	3,306	237
RECAPITULATION.						RECAPITULATION.			
British Empire	6,643	1,153				British Empire	347	85	
Foreign Countries	27,994	44,128	7,556	1,513	1,410	Foreign Countries	2,151	3,221	1,076

No. 19—Imports for Consumption, by Articles and Countries, during Fiscal Years ended March 31, 1915-1919—*Con.*

Imported from—	1915	1916	1917	1918	1919	1915	1916	1917	1918	1919	
						* Imported from—					
METALS AND MINERALS—Continued											
IRON AND STEEL—Continued.											
TRUCKS, LOCOMOTIVE AND CAR WHEELS, IN THE ROUND. (Free.)											
	Cwt.	Cwt.	Cwt.	Cwt.	Cwt.						
United Kingdom	35,404	16,327	12,052	196,701	196,701	United Kingdom	50,006	60,473		\$ 4,860	
Belgium	3,473					Belgium					
Germany	39,653	67,288	189,585	196,701	196,701	Germany	283,316	963,102	1,611,411	1,630,778	
United States	41,506					United States					
Total	123,037	83,615	201,637	196,701	196,701	Total	319,322	1,023,575	1,611,411	1,635,647	
RECAPITULATION.											
British Empire	35,404	16,327	12,052	196,701	196,701	British Empire	56,006	60,473		4,860	
Foreign Countries	87,633	67,288	189,585	196,701	196,701	Foreign Countries	283,316	963,102	1,611,411	1,630,778	

TOOLS AND IMPLEMENTS.

Axles, Cleavers, Hatchets, Wedges, Sledges, Hammers, Crowbars, Cantdlogs and Truck Tools; Picks, Mattocks and Poles for the same. (Dutiable.)

		\$	\$	\$	\$	\$	\$	\$	\$	\$
United Kingdom	6,475	1,726	2,022	3,105	1,173					
Belgium	11									
Germany	89									
Japan										
United States	31,263	22,067	46,635	50,054	57,231	United Kingdom	1,726	2,022	3,105	1,173
Total	37,838	24,393	48,659	53,159	58,404	Foreign Countries	22,067	46,637	50,054	57,231

AXES. (Dutiable.)

	Dozen.	Dozen.	Dozen.	Dozen.	Dozen.	Dozen.	Dozen.	Dozen.	Dozen.	Dozen.
United Kingdom	6	15	9			United Kingdom	31	37		
France	7					France	43			
Japan						Sweden	108		4	
Sweden	25					United States	19,306	14,248	10,681	9,653
United States	2,824	1,650	2,089	1,025	660	Total	19,488	14,285	10,685	9,653
Total	2,862	1,665	2,089	1,029	660	RECAPITULATION.				
RECAPITULATION.										
British Empire	6	15	9			British Empire	31	37		
Foreign Countries	2,856	1,650	2,080	1,029	660	Foreign Countries	19,457	14,248	10,685	9,653

No. 19—Imports for Consumption, by Articles and Countries, during Fiscal Years ended March 31, 1915-1919—*Con.*

Imported from—	1915	1916	1917	1918	1919	Imported from—	1915	1916	1917	1918	1919
METALS AND MINERALS—Continued.											
IRON AND STEEL—Continued.											
TUBES, ROLLED, IRON OR STEEL, NOT JOINED OR WELDED, NOT MORE THAN 1 1/2 INCHES IN DIAMETER, N.O.P. (FEEC.)											
United Kingdom.....	\$ 6,482	\$ 496	\$ 3,731	\$	\$	RECAPITULATION.	\$	\$	\$	\$	\$
France.....	18					British Empire.....	6,482	496	3,731		
United States.....	31,382	33,989	45,051	90,019	75,547	Foreign Countries.....	31,400	33,989	45,051	90,049	75,547
Total.....	37,882	34,485	48,782	90,019	75,547						
TUBING, BRASS COVERED, NOT OVER 2 INCHES IN DIAMETER, IN THE ROUGH, FOR THE MANUFACTURE OF TOWER BARS BATH TUB RAILS AND CLOTHES CARRIERS. (FEEC.)											
United Kingdom.....	\$ 38	\$	\$ 496	\$ 463	\$	RECAPITULATION.	\$	\$	\$	\$	\$
United States.....	186					British Empire.....	38				463
Total.....	224		496	463		Foreign Countries.....	186				
TUBING, LACQUERED OR BRASS COVERED, NOT OVER 2 INCHES IN DIAMETER (3 INCHES AFTER JUNE 12, 1914) AND BRASS TRIMMINGS, FOR THE MANUFACTURE OF IRON OR BRASS BEDSTEADS. (FEEC.)											
United Kingdom.....	\$ 14,295	\$ 493	\$ 1,042	\$	\$	RECAPITULATION.	\$	\$	\$	\$	\$
United States.....	101,243	177,802	233,276	185,255	243,797	British Empire.....	14,295	493	1,042		
Total.....	115,538	177,802	234,276	185,255	243,797	Foreign Countries.....	101,243	177,809	233,274	185,255	243,797
TUBING, LACQUERED OR BRASS COVERED, NOT OVER 2 INCHES IN DIAMETER, BRASS CASED ROLLS AND BRASS TRIMMINGS, FOR THE MANUFACTURE OF CARRIAGE RAILS. (FEEC.)											
United Kingdom.....	\$ 1,078	\$ 628	\$	\$	\$	RECAPITULATION.	\$	\$	\$	\$	\$
United States.....	860	3,722	3,366	92	37	British Empire.....	1,078	628			
Total.....	1,938	4,350	3,366	92	37	Foreign Countries.....	860	3,722	3,366	92	37
TUBING, LACQUERED OR BRASS COVERED, FOR MANUFACTURE OF EXTENSION ROLLS FOR WINDOWS. (FEEC.)											
United Kingdom.....	\$ 69	\$	\$	\$	\$	RECAPITULATION.	\$	\$	\$	\$	\$
United States.....	3,810	6,476	6,235	3,933	5,088	British Empire.....	69				
Total.....	3,879	6,476	6,235	3,933	5,088	Foreign Countries.....	3,810	6,476	6,235	3,933	5,088

SESSIONAL PAPER No. 10b

TUBING OR PIPE OF IRON OR STEEL, PLAIN OR GALVANIZED, RIVETED, CORRUGATED OR OTHERWISE SPECIALLY MANUFACTURED, INCLUDING LOCK JOINT PIPE, N.O.P. (Dutiable.)

United Kingdom.....	\$ 72,350	\$ 3,924	\$ 321	\$ 410	\$	\$	\$	\$
British West Indies.....	610							
Belgium.....	398							
France.....	31							
Germany.....	59,411							
United States.....	262,225	285,579	228,094	314,305	283,091	3,924	228,094	440
Total.....	395,025	280,568	228,415	315,560	283,531	3,924	228,094	283,091
RECAPITULATION.								
British Empire.....						72,960	3,924	1,255
Foreign Countries.....						322,065	285,579	314,305

TUBING, ROLLED OR DRAWN SQUARE, FOR THE MANUFACTURE OF AGRICULTURAL IMPLEMENTS. (Dutiable. (Free under Preferential.))

United Kingdom.....	\$ 2,785	\$ 365	\$ 8,958	\$ 7,962	\$ 16,802	\$	\$	\$
United States.....	4,785	365	8,958	7,962	16,802			
Total.....						2,785	365	7,962
RECAPITULATION.								
British Empire.....						2,785		
Foreign Countries.....							365	8,958

TUBING, SEAMLESS STEEL, VALUED AT NOT LESS THAN 3½ CENTS PER POUND. (Dutiable. (Free under Preferential.))

United Kingdom.....	Cwt. 577	Cwt. 194	Cwt. 341	Cwt. 188	Cwt. 274	\$ 4,006	\$ 1,787	\$ 5,491
Sweden.....	159					987		
United States.....	3,852	10,254	15,879	16,145	17,188	29,727	75,597	214,083
Total.....	4,588	10,448	16,223	16,333	17,402	35,710	77,384	219,574
RECAPITULATION.								
British Empire.....	577	194	341	188	274	4,995	1,787	5,491
Foreign Countries.....	4,011	10,254	15,879	16,145	17,188	30,714	75,597	214,083

TUBING, WROUGHT IRON OR STEEL, SEAMLESS, PLAIN OR GALVANIZED, THREADED AND COUPLED OR NOT, 4 INCHES OR LESS IN DIAMETER, N.O.P. (Dutiable.)

United Kingdom.....	\$ 8,892	\$ 1,926	\$ 1,780	\$	\$	\$	\$	\$
France.....	31							
United States.....	135,308	115,987	368,521	934,925	519,506	8,892	1,926	1,780
Total.....	144,231	117,913	370,301	934,925	519,506	135,339	115,987	368,521
RECAPITULATION.								
British Empire.....						8,892	1,926	1,780
Foreign Countries.....						135,339	115,987	368,521

SESSIONAL PAPER No. 10b

Wire, Barbed Fencing. (Frog.)

	Cwt.	Cwt.	Cwt.	Cwt.	Cwt.	Cwt.	Cwt.	Cwt.	\$	\$	\$	\$
United Kingdom.....	15	389,342	452,418	318,897	241,808				627,162	1,020,639	1,543,376	1,080,458
United States.....	325,300	389,342	452,418	318,897	241,808				627,203	1,020,639	1,543,376	1,080,458
Total.....												
RECAPITULATION.												
British Empire.....	15	389,342	452,418	318,897	241,808				627,162	1,020,639	1,543,376	1,080,458
Foreign Countries.....												

WIRE, BESSEMER STEEL, SOFT DRAWN SPRING, OF NOS. 10, 12 AND 13 GAUGE, RESPECTIVELY, AND HOMO STEEL SPRING WIRE OF NOS. 11 AND 12 GAUGE, RESPECTIVELY, IMPORTED FOR THE MANUFACTURE OF WIRE MATTRESSES. (Frog.)

	Cwt.	Cwt.	Cwt.	Cwt.	Cwt.	Cwt.	Cwt.	\$	\$	\$	\$	
United Kingdom.....	10,511	19,605	32,613	25,958	25,386			25,338	46,703	114,191	122,927	128,212
United States.....	10,511	19,605	32,613	25,958	25,386			25,338	46,703	114,191	122,927	128,212
Total.....												
RECAPITULATION.												
British Empire.....	10,511	19,605	32,613	25,958	25,386			25,338	46,703	114,191	122,927	128,212
Foreign Countries.....												

WIRE, BUCKHORN SHIP FENCING, WOVEN WIRE FENCING OF IRON OR STEEL, N.O.P., NOT INCLUDING WOVEN WIRE OR NETTING MADE FROM WIRE SMALLER THAN No. 14 GAUGE, NOT INCLUDING FENCING OF WIRE LARGER THAN No. 9 GAUGE. (Durable.)

	Lb.	Lb.	Lb.	Lb.	Lb.	Lb.	Lb.	\$	\$	\$	\$	
United Kingdom.....	384,074	59,908	1,378,951					21,467	2,951			
Germany.....								1,311				
United States.....								49,707	27,365	41,489	20,321	25,607
Total.....	1,822,433							72,485	30,316	41,489	20,321	25,607
RECAPITULATION.												
British Empire.....	384,074							21,467	2,951			
Foreign Countries.....	1,438,859							51,018	27,365	41,489	20,321	25,607

No. 19—Imports for Consumption, by Articles and Countries, during Fiscal Years ended March 31, 1915-1919—*Con.*

Imported from—	1915	1916	1917	1918	1919	1915	1916	1917	1918	1919
United Kingdom	23,402	27,306	77,628	32,567	31,732	United Kingdom	4,149	12,356	12,703	12,197
France	1,145	1,145	1,145	1,145	1,145	France	387	387	387	387
Germany	84,595	333,284	410,885	516,235	472,486	Germany	65,879	110,328	161,944	210,388
United States	81,590	333,284	410,885	516,235	472,486	United States	70,028	122,684	174,617	228,585
Total	193,732	360,590	488,513	548,802	594,218	Total	29,900	122,684	174,617	228,585
RECAPITULATION.										
British Empire	23,402	27,306	77,628	32,567	31,732	British Empire	4,149	12,356	12,703	12,197
Foreign Countries	170,330	333,284	410,885	516,235	472,486	Foreign Countries	65,879	110,328	161,944	210,388

METALS AND MINERALS—Continued.

IRON AND STEEL—Continued.

WIRE, CHURCHILL CAST STEEL WIRE, VALUED AT NOT LESS THAN 6 CENTS PER POUND. (Dutiable. (Free under Preferential.)

Imported from—	1915	1916	1917	1918	1919	Imported from—	1915	1916	1917	1918	1919
United Kingdom	225	4	4	4	4	United Kingdom	756	8	8	8	8
Newfoundland	677	677	677	677	677	Newfoundland	1,604	1,604	1,604	1,604	1,604
Belgium	11,984	11,984	11,984	11,984	11,984	Belgium	22,817	22,817	22,817	22,817	22,817
Germany	745,371	705,931	376,866	461,544	378,827	Germany	1,281,757	1,636,960	1,173,957	1,696,939	1,492,975
United States	758,258	705,931	376,866	461,544	378,827	United States	1,308,942	1,636,960	1,173,957	1,696,939	1,492,975
Total	229	758,929	376,866	461,544	378,827	Total	3,064,178	3,976,960	2,857,939	3,976,939	3,492,975
RECAPITULATION.											
British Empire	229	758,929	376,866	461,544	378,827	British Empire	764	764	764	764	764
Foreign Countries	758,258	705,931	376,866	461,544	378,827	Foreign Countries	1,308,942	1,636,960	1,173,957	1,696,939	1,492,975

WIRE, GALVANIZED, NOS. 9, 12 AND 13 GAUGE, CURVED OR NOT. (Free.)

Imported from—	1915	1916	1917	1918	1919	Imported from—	1915	1916	1917	1918	1919
United Kingdom	158,837	5,225	25,100	1,200	18,484	United Kingdom	174,552	159,524	187,656	233,812	173,061
Hong Kong	4	4	4	4	4	Hong Kong	338,137	165,597	212,758	235,082	192,973
Newfoundland	13	13	13	13	13	Newfoundland	13	13	13	13	13
Belgium	384	384	384	384	384	Belgium	31	31	31	31	31
France	1	1	1	1	1	France	2	2	2	2	2
Germany	3,881	3,881	3,881	3,881	3,881	Germany	158,841	5,238	25,100	1,200	18,484
Italy	478	478	478	478	478	Italy	179,298	169,359	187,658	233,822	174,489
Japan	10	10	10	10	10	Japan	10	10	10	10	10
Total	163,747	10,600	34,776	1,608	21,406	Total	338,137	325,531	393,417	472,037	367,091
RECAPITULATION.											
British Empire	163,747	10,600	34,776	1,608	21,406	British Empire	174,552	159,524	187,656	233,812	173,061
Foreign Countries	1,000	1,000	1,000	1,000	1,000	Foreign Countries	165,585	166,007	205,761	238,225	194,030

WIRE, SINGLE OR SEVERAL, COVERED WITH COTTON, LINES, SUEK, RUBBER OR OTHER MATERIAL, INCLUDING CABLE SO COVERED. (Dutiable.)

Imported from—	1915	1916	1917	1918	1919	Imported from—	1915	1916	1917	1918	1919
United Kingdom	229	758,929	376,866	461,544	378,827	United Kingdom	764	764	764	764	764
Newfoundland	677	677	677	677	677	Newfoundland	1,604	1,604	1,604	1,604	1,604
Belgium	11,984	11,984	11,984	11,984	11,984	Belgium	22,817	22,817	22,817	22,817	22,817
Germany	745,371	705,931	376,866	461,544	378,827	Germany	1,281,757	1,636,960	1,173,957	1,696,939	1,492,975
United States	758,258	705,931	376,866	461,544	378,827	United States	1,308,942	1,636,960	1,173,957	1,696,939	1,492,975
Total	229	758,929	376,866	461,544	378,827	Total	3,064,178	3,976,960	2,857,939	3,976,939	3,492,975
RECAPITULATION.											
British Empire	229	758,929	376,866	461,544	378,827	British Empire	764	764	764	764	764
Foreign Countries	758,258	705,931	376,866	461,544	378,827	Foreign Countries	1,308,942	1,636,960	1,173,957	1,696,939	1,492,975

SESSIONAL PAPER No. 10b

WIRE, STEEL, FLAT, OF NO. 10 GAUGE OR THINNER, FOR THE MANUFACTURE OF CHINOLINE OR CORSET WIRE AND DRESS STAYS. (Free.)

United Kingdom.....	Cwt.	Cwt.	Cwt.	Cwt.	Cwt.	Cwt.	\$	\$	\$	\$
United States.....	6,237	9,143	9,173	4,479	3,759	48,003	64,118	84,063	60,848	69,371
Total.....	6,237	9,143	9,173	4,479	3,759	48,003	64,118	84,063	60,848	69,371
RECAPITULATION.										
British Empire.....	6,237	9,143	9,173	4,479	3,759	48,003	64,118	84,063	60,848	69,371
Foreign Countries.....										

WIRE, STEEL, VALUED AT NOT LESS THAN 2½ CENTS PER POUND FOR THE MANUFACTURE OF ROPE. (Free.)

United Kingdom.....	Cwt.	Cwt.	Cwt.	Cwt.	Cwt.	\$	\$	\$	\$	
United States.....	55,305	18,134	21,552	24,552	15,790	216,305	45,255	91,558	177,738	
Total.....	55,305	21,218	39,352	47,904	31,482	216,305	45,255	91,558	177,738	
RECAPITULATION.										
British Empire.....	55,305	18,134	21,552	24,552	15,790	216,305	45,255	91,558	177,738	
Foreign Countries.....	220	21,218	23,349	23,349	1,692	1,801	71,659	109,895	167,467	

WIRE CLOTH, OR WOVEN WIRE AND NETTING OF IRON AND STEEL. (Dutiable.)

United Kingdom.....	Lb.	Lb.	Lb.	Lb.	Lb.	\$	\$	\$	\$	
Hong Kong.....	1,728,624					104,175	17,077	872	791	
Germany.....	34,516					3,989				
Japan.....	2,472,861					125,614	146,554	215,895	246,017	
United States.....										
Total.....	4,236,001					233,778	163,631	216,777	246,821	
RECAPITULATION.										
British Empire.....	1,728,624					104,175	17,077	872	791	
Foreign Countries.....	2,507,377					129,603	146,554	215,905	246,030	

WIRE ROPE FOR RIGGING OF SHIPS AND VESSELS. (Free.)

United Kingdom.....	Cwt.	Cwt.	Cwt.	Cwt.	Cwt.	\$	\$	\$	\$	
United States.....	685	706	54	950	554	3,787	6,702	629	10,546	
Total.....	685	13	136	131	517	3,787	6,702	629	10,546	
RECAPITULATION.										
British Empire.....	685	706	54	950	554	3,787	6,702	629	10,546	
Foreign Countries.....	63	13	136	131	517	565	189	2,357	2,566	

No. 19—Imports for Consumption, by Articles and Countries, during Fiscal Years ended March 31, 1915-1919—*Con.*

Imported from—	1915	1916	1917	1918	1919	Imported from—	1915	1916	1917	1918	1919
METALS AND MINERALS—Continued.											
IRON AND STEEL—Continued.											
WIRE ROPE, STRANDED OR TWISTED WIRE, CLOTHES LINES, FICTURE ON OTHER TWISTED WIRE, AND WIRE CABLES, N.O.P. (Dutiable.)											
United Kingdom.....	\$ 246,279	\$ 140,864	\$ 235,708	\$ 341,859	\$ 503,305	United States.....	\$ 125,550	\$ 136,383	\$ 188,586	\$ 328,400	\$ 430,788
British Oceania—						Alaska.....				\$ 100	
Australia.....	3	40				Total.....	378,244	281,407	424,408	670,738	937,024
Denmark.....	4,300	4,120	114			RECAPITULATION:					
France.....	2,042			369	2,931	British Empire.....	246,282	140,864	235,708	341,859	503,305
Germany.....						Foreign Countries.....	131,962	140,543	188,700	328,869	433,719
Japan.....						WIRE, N.O.P. (Dutiable.)					
Total.....						United Kingdom.....	\$ 8,840	\$ 2,749	\$ 1,975	\$ 1,313	\$ 297
						Hong Kong.....	200				
						Belgium.....	105	156			
						France.....	24,581				
						Germany.....	131,305	176,225	339,392	557,865	384,105
						United States.....					
						Total.....	170,184	176,130	341,368	559,180	384,402
						RECAPITULATION:					
						British Empire.....	8,840	2,749	1,976	1,315	297
						Foreign Countries.....	161,344	176,381	339,392	557,865	384,105
						WIRE BARE TIES. (Dutiable.)					
United Kingdom.....	\$ 8,656	\$ 3,607	\$ 6,700	\$ 11,832	\$ 19,465	RECAPITULATION.....	\$ 8,656	\$ 3,607	\$ 6,700	\$ 11,832	\$ 19,465
United States.....	8,656	3,607	6,700	11,832	19,465	British Empire.....					
Total.....						Foreign Countries.....		3,607	6,700	11,832	19,465

SESSIONAL PAPER No. 106

WIRE SCREENS, DOORS AND WINDOWS. (Dutiable.)

	\$	\$	\$	\$	\$	\$	\$	\$	\$
United Kingdom.....	1,185	10							
Hong Kong.....	9								
Japan.....	66								
United States.....	34,248	14,973	11,736	12,287	15,297				
Total.....	35,508	14,992	11,736	12,287	15,297			11,736	12,287
RECAPITULATION:									
British Empire.....								1,184	10
Foreign Countries.....								34,314	14,973
Total.....								35,508	15,297

WIRE RODS, ROLLED, ROUND IN THE COIL NOT OVER 3 INCHES IN DIAMETER, FOR MAKING WIRE IN THE COIL. (Free to July 1, 1914. Dutiable thereafter.)

	Cwt.	Cwt.	Cwt.	Cwt.	Cwt.	\$	\$	\$	\$	\$
United Kingdom.....	3,334									
Belgium.....	65,403									
Germany.....	65,652									
United States.....	1,163,511	1,384,784	1,171,374	1,044,919	891,002			1,904,705	2,925,711	2,484,028
Total.....	1,297,900	1,384,784	1,171,374	1,044,919	891,002			1,904,705	2,925,711	2,484,028
RECAPITULATION:										
British Empire.....	3,334									
Foreign Countries.....	1,294,566	1,384,784	1,171,374	1,044,919	891,002			1,904,705	2,925,711	2,484,028
Total.....	1,297,900	1,384,784	1,171,374	1,044,919	891,002			1,904,705	2,925,711	2,484,028

OTHER MANUFACTURES, ARTICLES OR WARES OF IRON OR STEEL, OR OF WHICH IRON OR STEEL (OR EITHER) ARE THE COMPONENT MATERIALS OF GROSS VALUE, N.O.P. (Dutiable.)

	\$	\$	\$	\$	\$	\$	\$	\$	\$	\$	\$
United Kingdom.....	617,592	221,574	261,171	188,943	149,966						
Bermain.....				1,040	200						
British Guiana.....					10						
British Oceanic.....				6,971	8,226						
Australia.....			2,300	2,421							
British West Indies.....		4,830									
Barbados.....					856						
Trinidad and Tobago.....					2						
Other.....					13,830						
Hong Kong.....	328	172	235	529							
Newfoundland.....	566	393	290	213	6,275						
Austria-Hungary.....	3,975				815						
Belgium.....	580										
China.....	145										
Denmark.....	145										
France.....	11,450	8,320	4,615	106	745						
St. Pierre and Miquelon.....	180		35	21							
Germany.....	82,621	2,991									
Italy.....	1,100										
Japan.....	723										
Netherlands.....	163										
Norway.....	107										
Peru.....											
Spain.....											
Sweden.....	2,346										
Switzerland.....	141										
Turkey.....	23										
United States.....	6,395,261	5,346,884	8,666,620	10,249,548	10,911,113						
Alaska.....	308										
Total.....	7,116,722	5,591,539	8,912,552	10,404,001	11,107,926						
RECAPITULATION:											
British Empire.....	617,592										
Foreign Countries.....	6,498,796	5,364,370	8,678,581	10,263,881	10,927,030						
Total.....	7,116,388	5,364,370	8,678,581	10,263,881	10,927,030						

No. 19—Imports for Consumption, by Articles and Countries, during Fiscal Years ended March 31, 1915-1919—*Con.*

Imported from—	1915	1916	1917	1918	1919	Imported from—	1915	1916	1917	1918	1919
United Kingdom.....	7,402,894	3,950,000	4,683,103	4,081,081	5,912,768	Germany.....	926,568	4,282	5,087	21,604	
Bermuda.....		29		1,040	200	Italy.....	2,211	3,624	4		1,008
British East Indies—						Japan.....	1,752	1,786	24,476	54,786	106,807
India.....					29,130	Mexico.....					1
British Guiana.....	738				170	Netherlands.....	3,970	1,351	1,001		
British Oceania—		264		7,458	8,236	Dutch East Indies.....	25,520	144	2,386	733	
Australia.....	813		915		40	Norway.....	309		80		
New Zealand.....	1,450	6,500	2,500	2,421	1,030	Peru.....	3,030			25	
British West Indies						Russia.....	3,042				
Barbados.....					13,826	Spain.....	658				
Jamaica.....					7,037	Sweden.....	166,505	67,083	50,477	45,130	130,472
Trinidad and Tobago					1,824	Switzerland.....	87,328	30,323	17,196	3,758	52,808
Other.....	970	631	1,097	1,472	1,824	Turkey.....	27				
Hong Kong.....	377,700	10	1,097	1,472	891,158	United States.....	55,462,477	71,450,771	119,751,365	154,113,633	154,426,648
Malta.....	10,310	785,320	1,001,918	955,742	891,158	Alaska.....	1,308		392	102	
Newfoundland.....	267,812	813	271	968		Porto Rico.....					
Austria-Hungary.....	96				745	Total.....	61,700,070	76,350,581	125,613,617	150,300,323	161,619,050
Belgium.....	37	99	8,503	7		RECAPITULATION:					
China.....	472	35,000	25,000		23,358	British Empire.....	7,784,832	4,742,760	5,689,333	5,049,777	6,865,504
Cuba.....	672	3,920	8,093	8,572	11,559	Foreign Countries.....	57,045,118	71,616,821	119,924,284	154,259,546	154,738,465
Denmark.....	55,001	22,928	8,727	10,122							
France.....	478	40	1,093	105							
St. Pierre and Miquelon.....											

LAMP SHADES, N. O. P. (Dutiable.)

	1915	1916	1917	1918	1919	RECAPITULATION:	1915	1916	1917	1918	1919
United Kingdom.....					\$ 337	British Empire.....	7,784,832	4,742,760	5,689,333	5,049,777	6,865,504
France.....					1,352	Foreign Countries.....	57,045,118	71,616,821	119,924,284	154,259,546	154,738,465
Japan.....					10,979						
United States.....					39,855						
Total.....					52,523						

SESSIONAL PAPER No. 10b

LAMPS, SIDE LIGHTS AND HEAD LIGHTS, LANTERNS AND CHANDELIERS. (Dutiable.)

United Kingdom.....	\$ 114,034	\$ 38,582	\$ 43,723	\$ 21,195	\$ 8,369	\$ 5,377	\$ 1,573	\$ 25	\$ 19,386	\$ 2,941
Egypt and Sudan.....	41	41	150	143	1,817	276	122	3,569		
Hong Kong.....	60	2	1,125	3	4	98				
Newfoundland.....	73,110	801	40			611,268	713,212	946,065	1,852,334	1,367,563
Belgium.....	4,291	47								
China.....	10,086	2,008	417	2,219	388	1,026,273	919,656	1,385,432	2,596,275	1,829,533
France.....	43,232	679	63	190						
Germany.....	1,119	143	9,434	133,204	100,434	114,004	38,717	43,873	21,341	10,190
Italy.....	2,253	10,677	380,221	567,524	347,517	912,479	880,919	1,341,550	2,574,334	1,819,343
Japan.....	161,048	151,631								
Netherlands.....										
Total.....										
REGULATION.										
British Empire.....										
Foreign Countries.....										

LAMP SPRINGS AND CLOCK SPRINGS. (Dutiable.)

United Kingdom.....	\$ 15	\$ 48	\$ 8	\$ 47	\$ 21	\$	\$	\$	\$	\$
France.....				18						
Switzerland.....					1					
United States.....	1,581	3,817	6,728	6,493	6,065	15	48	8	47	21
Total.....	1,596	3,865	6,736	6,558	6,087	1,581	3,847	6,728	6,511	6,066
REGULATION.										
British Empire.....										
Foreign Countries.....										

LEAD.

BARB AND STREETS. (Dutiable.)

United Kingdom.....	Cwt. 6,924	Cwt. 910	Cwt. 322	Cwt. 65	Cwt. 454	Cwt. 25,712	Cwt. 5,388	Cwt. 2,439	Cwt. 258	Cwt. 3,169
British West Indies.....										
Newfoundland.....	1,857	9,609	9,607	8,949	8,196	8,751	66,363	87,727	96,513	73,877
United States.....	7,881	10,519	9,929	9,468	8,196	34,463	71,751	90,166	99,940	73,877
Total.....										
REGULATION.										
British Empire.....	6,924	910	322	519	8,196	25,712	5,388	2,439	3,427	3,169
Foreign Countries.....	1,857	9,609	9,607	8,949	8,196	8,751	66,363	87,727	96,513	73,877

No. 19—Imports for Consumption, by Articles and Countries, during Fiscal Years ended March 31, 1915-1919—*Con.*

Imported from—	1915	1916	1917	1918	1919	Imported from—	1915	1916	1917	1918	1919
METALS AND MINERALS—Continued											
LEAD—Continued.											
NETWEE AND ALLEYS OF LEAD, NOT GROUND (Free.)											
United Kingdom.....	Lb. 153,930	Lb. 41,053	Lb. 33,600	Lb. 25,760	Lb. 15,752	United Kingdom.....	\$ 9,189	\$ 3,275	\$ 4,775	\$ 3,071	\$ 2,052
Belgium.....	12,241					Belgium.....	716				
Germany.....	38,740					Germany.....	2,079				
United States.....	38,772	251,119	201,512	77,488	107,279	United States.....	3,147	27,056	26,730	11,193	16,239
Total.....	210,762	292,172	295,112	103,248	123,031	Total.....	15,131	30,351	31,495	14,264	18,291
RECAPITULATION:											
British Empire.....	Lb. 153,930	Lb. 41,053	Lb. 33,600	Lb. 25,760	Lb. 15,752	British Empire.....	\$ 9,189	\$ 3,275	\$ 4,775	\$ 3,071	\$ 2,052
Foreign Countries.....	86,832	251,119	201,512	77,488	107,279	Foreign Countries.....	5,942	27,056	26,730	11,193	14,339
OLD, SHARP, PIG AND BLOK. (Dutiable)											
United Kingdom.....	Cwt. 18,670	Cwt. 13,619	Cwt. 4,722	Cwt. 399	Cwt. 26	United Kingdom.....	\$ 76,730	\$ 74,130	\$ 31,609	\$ 900	\$ 150
British Guiana.....	9	0	92	167		British Guiana.....		19	130	646	
British West Indies.....		21	32	493	163	British West Indies.....		24	19	2,800	651
Newfoundland.....						Newfoundland.....					
France.....	5					France.....	19				
St. Pierre and Miquelon.....	17,484	491,672	115,812	121,687	101,661	St. Pierre and Miquelon.....	554,994	2,415,187	770,891	1,011,712	689,651
United States.....	166,159	505,321	129,658	122,656	101,853	United States.....	631,754	2,519,360	895,319	1,016,058	699,464
Total.....	18,679	13,619	4,816	399	189	Total.....	56,750	74,173	31,758	4,316	810
RECAPITULATION:											
British Empire.....	Cwt. 17,489	Cwt. 491,672	Cwt. 115,812	Cwt. 121,687	Cwt. 101,661	British Empire.....	\$ 555,004	\$ 2,415,187	\$ 770,891	\$ 1,011,712	\$ 689,651
Foreign Countries.....						Foreign Countries.....					
PREC. (Dutiable)											
United Kingdom.....	Lb. 426,529	Lb. 10,958	Lb. 2,765	Lb. 281,822	Lb. 159,924	United Kingdom.....	\$ 18,106	\$ 1,893	\$ 273	\$ 29,466	\$ 16,583
United States.....	125,811	141,109	274,667	281,822	159,924	United States.....	7,699	9,098	27,312	29,466	16,583
Total.....	552,340	158,067	277,432	281,822	159,924	Total.....	25,805	10,991	27,615	29,466	16,583
RECAPITULATION:											
British Empire.....	Lb. 426,529	Lb. 10,958	Lb. 2,765	Lb. 281,822	Lb. 159,924	British Empire.....	\$ 18,106	\$ 1,893	\$ 273	\$ 29,466	\$ 16,583
Foreign Countries.....	125,811	141,109	274,667	281,822	159,924	Foreign Countries.....	7,699	9,098	27,312	29,466	16,583

SESSIONAL PAPER No. 10b

SHOT AND BULLETS. (Dutiable.)

United Kingdom.....	Lb.	Lb.	Lb.	Lb.	Lb.	Lb.	\$	\$	\$	\$
United States.....	143,196	11,134	22,624	22,624	3,901	2,660	1,880	698	1,880	481
Total.....	20,327	1,062,825	66,520	66,520	3,901	2,660	5,364	50,875	5,364	348
RECAPITULATION.										
British Empire.....	163,523	1,073,959	89,144	89,144	3,901	2,660	9,743	51,573	7,473	348
Foreign Countries.....	143,196	11,134	22,624	22,624	3,901	2,660	1,880	698	1,880	481
Total.....	20,327	1,062,825	66,520	66,520	3,901	2,660	1,364	50,875	5,364	348

TEA LEAD. (Free.)

United Kingdom.....	Lb.	Lb.	Lb.	Lb.	Lb.	Lb.	\$	\$	\$	\$
United States.....	1,199,646	751,656	939,201	939,201	141,880	23,520	77,368	59,955	87,161	2,613
Total.....	162,655	433,508	790,103	790,103	364,450	485,908	11,709	34,004	78,881	57,250
RECAPITULATION.										
British Empire.....	1,362,341	1,205,164	1,729,304	1,729,304	509,330	519,428	89,167	93,959	160,042	65,803
Foreign Countries.....	1,199,646	751,656	939,201	939,201	141,880	23,520	77,368	59,955	87,161	2,613
Total.....	162,655	433,508	790,103	790,103	364,450	485,908	11,709	34,004	78,881	57,250

OTHER MANUFACTURES OF LEAD. (Dutiable.)

United Kingdom.....	\$	\$	\$	\$	\$	\$	\$	\$	\$	\$
Hong Kong.....	27,096	13,001	24,870	24,870	29,264	8,137	16	7	14	1
Austria-Hungary.....	20	15	11	11	791	214	11	214	77,385	401,709
Belgium.....	29	13	13	13	32,735	30,104	11	30,104	138,482	158,010
China.....	21,437	20,792	28,237	28,237	95,305	80,454	11	80,454	24,870	29,264
France.....	2,475	15	2	2	27,936	15,016	11	15,016	113,612	128,746
Germany.....	1,683	791	711	711	67,379	65,468	11	65,468	29,264	8,137
Italy.....	8,002	4,538	7,154	7,154	11,096	11,096	11	11,096	1,327,877	93,370
Netherlands.....	27,096	13,001	24,870	24,870	29,264	8,137	16	7	14	1
Total.....	27,096	13,001	24,870	24,870	29,264	8,137	16	7	14	1
RECAPITULATION.										
British Empire.....	21,437	20,792	28,237	28,237	95,305	80,454	11	80,454	138,482	158,010
Foreign Countries.....	2,475	15	2	2	27,936	15,016	11	15,016	113,612	128,746
Total.....	1,683	791	711	711	67,379	65,468	11	65,468	29,264	8,137

TOTAL LEAD. (Dutiable and Free.)

United Kingdom.....	\$	\$	\$	\$	\$	\$	\$	\$	\$	\$
British Guiana.....	243,410	169,340	156,097	156,097	49,332	12,461	8,002	4,538	7,154	11,096
British West Indies.....	19	19	130	130	904	791	16	7	14	1
Hong Kong.....	20	15	11	11	791	214	11	214	77,385	401,709
Newfoundland.....	104	19	19	19	5,969	651	11	620,489	1,074,539	947,748
Austria-Hungary.....	745	20,792	28,237	28,237	15,026	2,866	11	2,672,367	1,300,840	1,327,877
Belgium.....	29	13	13	13	32,735	30,104	11	30,104	138,482	158,010
China.....	21,437	20,792	28,237	28,237	95,305	80,454	11	80,454	24,870	29,264
France.....	2,475	15	2	2	27,936	15,016	11	15,016	113,612	128,746
Germany.....	1,683	791	711	711	67,379	65,468	11	65,468	29,264	8,137
Italy.....	8,002	4,538	7,154	7,154	11,096	11,096	11	11,096	1,327,877	93,370
Japan.....	27,096	13,001	24,870	24,870	29,264	8,137	16	7	14	1
Netherlands.....	27,096	13,001	24,870	24,870	29,264	8,137	16	7	14	1
Portugal.....	27,096	13,001	24,870	24,870	29,264	8,137	16	7	14	1
Spain.....	27,096	13,001	24,870	24,870	29,264	8,137	16	7	14	1
Sweden.....	27,096	13,001	24,870	24,870	29,264	8,137	16	7	14	1
Switzerland.....	27,096	13,001	24,870	24,870	29,264	8,137	16	7	14	1
United States.....	27,096	13,001	24,870	24,870	29,264	8,137	16	7	14	1
Total.....	243,410	169,340	156,097	156,097	49,332	12,461	8,002	4,538	7,154	11,096
RECAPITULATION.										
British Empire.....	21,437	20,792	28,237	28,237	95,305	80,454	11	80,454	138,482	158,010
Foreign Countries.....	2,475	15	2	2	27,936	15,016	11	15,016	113,612	128,746
Total.....	1,683	791	711	711	67,379	65,468	11	65,468	29,264	8,137

No. 19—IMPORTS for Consumption, by Articles and Countries, during Fiscal Years ended March 31, 1915-1919—Con.

Imported from—	1915	1916	1917	1918	1919	Imported from—	1915	1916	1917	1918	1919
METALS AND MINERALS—Continued.											
MEERSCHAUM, CRUDE OR RAW. (Free.)											
	Lb.	Lb.	Lb.	Lb.	Lb.		\$	\$	\$	\$	\$
United Kingdom.....	45	10				United Kingdom.....					
Austria-Hungary.....	14					Austria-Hungary.....		73			
United States.....	59	10				United States.....	268				
Total.....						Total.....		73			
RECAPITULATION.											
British Empire.....	45	10				British Empire.....	268				
Foreign Countries.....	14					Foreign Countries.....	57				
METAL PARTS ADAPTED FOR THE MANUFACTURE OF COVERED BUTTONS. (Dutiable.)											
	\$	\$	\$	\$	\$		\$	\$	\$	\$	\$
United Kingdom.....	41	107				RECAPITULATION.....					
Germany.....	88		57			British Empire.....	41	107			
Netherlands.....			41,273	40,628	41,923	Foreign Countries.....	27,181	35,955	41,330	40,628	44,923
United States.....	27,093	35,955				Total.....					
Total.....	27,222	36,062	41,330	40,628	41,923						
METALLIC ELEMENTS AND TUNGSTIC ACID FOR THE MANUFACTURE OF METAL FILAMENTS FOR ELECTRIC LAMPS. (Free.)											
	\$	\$	\$	\$	\$		\$	\$	\$	\$	\$
United Kingdom.....	678	194				RECAPITULATION.....					
British West Indies.....		8,914		121	60	British Empire.....	678	194	9,486	124	60
Germany.....	4,063	512				Foreign Countries.....	31,430	42,579	81,649	94,557	109,253
Italy.....	21					Total.....					
Sweden.....	1,553	13,194	8,473								
United States.....	25,793	29,385	73,176	94,587	106,233						
Total.....	32,108	42,773	91,135	94,711	106,313						
NAILS AND TACKS, BRASS AND COPPER. (Dutiable.)											
	\$	\$	\$	\$	\$		\$	\$	\$	\$	\$
United Kingdom.....					211	RECAPITULATION.....					
United States.....				5,583	4,890	British Empire.....					211
Total.....				5,583	5,101	Foreign Countries.....					4,890
						Total.....					5,583

SESSIONAL PAPER No. 10b

NICKEL, NICKEL SILVER OR GERMAN SILVER, IN BARS AND RODS, AND ALSO IN STRIPS, SHEETS OR PLATES. (Free.)

	Lb.	\$	Lb.	\$	Lb.	\$	Lb.	\$	Lb.	\$
United Kingdom.....	85	4,730	554,884	557,579	117	2,482	139,523	297,292	240,002	190,245
United States.....	584,546	725,434	554,884	557,579	139,523	297,292	139,523	297,292	240,002	190,245
Total.....	584,631	725,434	554,884	557,579	256,640	297,292	256,640	297,292	240,002	190,245
RECAPITULATION.										
British Empire.....	85	4,730	554,884	557,579	117	2,482	139,523	297,292	240,002	190,245
Foreign Countries.....	584,546	725,434	554,884	557,579	139,523	297,292	139,523	297,292	240,002	190,245

NICKEL, NICKEL SILVER AND GERMAN SILVER, IN INGOTS OR BLOCKS, N.O.P. (Free.)

	Lb.	\$	Lb.	\$	Lb.	\$	Lb.	\$
United Kingdom.....	90,396	14,300	27,019	86,079	32,397	5,720	77,036	10,809
United States.....	90,396	45,752	89,146	86,079	32,397	16,354	62,494	42,800
Total.....	90,396	60,052	116,165	86,079	32,397	22,304	139,530	53,609
RECAPITULATION.								
British Empire.....	90,396	14,300	27,019	86,079	32,397	5,720	77,036	10,809
Foreign Countries.....	90,396	45,752	89,146	86,079	32,397	16,354	62,494	42,800

NICKEL, GERMAN AND NEVADA SILVER, MANUFACTURES OF, NOT PLATED. (Dutiable.)

	\$	\$	\$	\$	\$	\$	\$
United Kingdom.....	18,752	8,718	7,007	1,030	61,126	63,058	134,233
British Oceania—							
New Zealand.....	10				81,775	72,866	141,957
Austria-Hungary.....	792	4					
China.....	237	186	233	91			
France.....	858			60			
Germany.....							
Japan.....							
Total.....	18,752	8,718	7,007	1,030	61,126	63,058	134,233
RECAPITULATION.							
United States.....					81,775	72,866	141,957
British Empire.....					18,752	8,718	7,679
Foreign Countries.....					65,013	61,115	134,278

NICKEL-PLATED WARE, N.O.P. (Dutiable.)

	\$	\$	\$	\$	\$	\$	\$
United Kingdom.....	80,154	42,776	47,470	30,731	920	62	34
British Oceania—							
Australia.....	5	1		31	776,418	75	1,186,011
Hong Kong.....	484			509			
Austria-Hungary.....	20						
Belgium.....							
China.....							
France.....	4,601	2,200	1,634	2,770	874,935	701,851	1,226,711
Germany.....	12,510	57					
Italy.....							
Japan.....	180	150	1,939	6,625			
Total.....	80,154	42,776	47,470	30,731	920	62	34
RECAPITULATION.							
United States.....					776,418	75	1,186,011
British Empire.....					80,159	47,470	31,271
Foreign Countries.....					794,776	1,117,093	1,195,440

No. 19—Imports for Consumption, by Articles and Countries, during Fiscal Years ended March 31, 1915-1919—*Con.*

Imported from—	1915	1916	1917	1918	1919	Imported from—	1915	1916	1917	1918	1919
United Kingdom.....	Cwt.	Cwt.	Cwt.	Cwt.	Cwt.	United Kingdom.....	\$	\$	\$	\$	\$
United States.....	1					United States.....					43
Total.....	1					Total.....					43
RECAPITULATION.											
British Empire.....					1	British Empire.....					
Foreign Countries.....						Foreign Countries.....					43

METALS AND MINERALS—Continued.
ORE, COBALT. (Free.)

ORES, OTHER. N.O.P. (Free.)

United Kingdom.....	Cwt.	576	Cwt.	576	Cwt.	33	United Kingdom.....	\$	101	\$	49,255
British Oceania—							British Oceania—				64,088
Australia.....							Australia.....				3,125
Japan.....	278					8,29,063	Japan.....	266			970,928
Spain.....	765,714	2,889,528	3,100,376	2,890,618	2,890,618	8,29,063	Spain.....	469,578	1,976,100	2,416,067	2,763,157
United States.....							United States.....				
Total.....	766,508	2,889,528	3,100,376	2,890,618	2,890,618	8,29,063	Total.....	469,945	1,976,100	2,416,067	2,763,157
RECAPITULATION.											
British Empire.....	576				33		British Empire.....	101			
Foreign Countries.....	765,932	2,889,528	3,100,376	2,890,618	8,29,063		Foreign Countries.....	469,844	1,976,100	2,416,067	2,763,157

PATTERNS OF BRASS, IRON, STEEL OR OTHER METALS, NOT BEING MODELS. (Dutiable.)

United Kingdom.....	\$	153	\$	21,925	\$	18,230	United Kingdom.....	\$	153	\$	21,925	\$
United States.....	14,631	10,759	21,925	24,474	18,230	18,230	United States.....	14,631	10,759	21,925	24,474	
Total.....	14,784	10,759	21,925	24,474	18,239	18,239	Total.....	14,631	10,759	21,925	24,471	

SESSIONAL PAPER No. 10b

PHOSPHOR TIN AND PHOSPHOR BRONZE, IN BLOCKS, BARS, PLATES, SHEETS AND WIRE. (Dutiable.)

United Kingdom.....	\$ 5,552	\$ 431	\$ 9,028	\$ 288	\$	\$	\$	\$
Germany.....	39		33,130	38,136	46,761			
United States.....	13,152	16,787				5,552	9,028	288
Total.....	18,734	17,218	42,158	38,424	40,769	13,182	33,130	38,136
				RECAPITULATION.....				
				British Empire.....		5,552	431	9,028
				Foreign Countries.....		13,182	16,787	33,130
								46,759

PINS, N.O.P. (Dutiable.)

United Kingdom.....	\$ 71,295	\$ 57,764	\$ 76,796	\$ 43,581	\$ 47,710	\$ 11,885	\$ 18,357	\$ 35,543	\$ 81,096
Hong Kong.....	19		17	1					
Algeria-Hungary.....	281								
Belgium.....	169		75	48	38	88,392	76,295	112,485	1,9,025
France.....	167	171							
Germany.....	1,231	1		47	531	71,290	57,764	76,813	47,740
Japan.....	5		54			14,172	18,529	35,672	36,092
				RECAPITULATION.....					
				United States.....		11,885	18,357	35,543	35,997
				Total.....		88,392	76,295	112,485	79,074
				RECAPITULATION.....					
				British Empire.....		71,290	57,764	76,813	47,740
				Foreign Countries.....		14,172	18,529	35,672	36,092

PLATINUM AND BLACK OXIDE OF COPPER FOR USE IN THE MANUFACTURE OF CHLORATE AND CHLORURE. (Free.)

United Kingdom.....	\$	\$	\$	\$	\$	\$	\$	\$
United States.....								
Total.....					71			71
				RECAPITULATION.....				
				British Empire.....				
				Foreign Countries.....				

PLATINUM CRUCIBLES. (Free.)

United Kingdom.....	\$ 3	\$ 44	\$ 5,155	\$ 7,155	\$	\$	\$	\$
United States.....	9,493	5,437	5,155	7,155	3	9,493	5,437	7,155
Total.....	9,496	5,481	5,155	7,155				
				RECAPITULATION.....				
				British Empire.....		3	44	7,155
				Foreign Countries.....		9,493	5,437	7,155

PLATINUM RETORTS, PANS, CONDENSERS, TUBING AND PIPE, AND PREPARATIONS OF PLATINUM FOR THE MANUFACTURE OR CONCENTRATION OF SULPHURIC ACID. (Free.)

United Kingdom.....	\$	\$	\$	\$	\$	\$	\$	\$
United States.....								
Total.....					81			81
				RECAPITULATION.....				
				British Empire.....				
				Foreign Countries.....		59	28,033	347

No. 19 Imports for Consumption, by Articles and Countries, during Fiscal Years ended March 31, 1915-1919—*Con.*

Imported from—	1915	1916	1917	1918	1919	Exported from—	1915	1916	1917	1918	1919
METALS AND MINERALS—Continued.											
PLATINUM WIRE AND PLATINUM IN BARS, STRIPS, SHEETS OR PLATES. (Free.)											
						RECAPITULATION.					
United Kingdom.....	\$ 5,721	\$ 4,229	\$ 531	\$ 58	\$ 319	British Empire.....	\$ 5,721	\$ 4,229	\$ 531	\$ 58	\$ 319
Japan.....				91,218	11,000	Foreign Countries.....	49,732	62,672	77,376	91,218	20,152
United States.....	49,732	62,672	77,376		9,452						
Total.....	55,453	66,901	77,907	91,276	20,771						
PLUMBAGO, NOT GROUND OR OTHERWISE MANUFACTURED (Dutiable.)											
						RECAPITULATION.					
United Kingdom.....	\$ 12					British Empire.....	\$ 12				
British East Indies—						Foreign Countries.....	1,452	974	3,008	13,689	21,203
India.....				13,489				2,646		107,796	
Straits Settlements.....											
Other.....		974									
Germany.....	316	2,616	3,008	107,796	21,203						
United States.....	1,106										
Total.....	1,461	3,629	3,008	121,485	21,203						
PLUMBAGO, GROUND, AND MANUFACTURES OF, N. O. F. (Dutiable.)											
						RECAPITULATION.					
United Kingdom.....	\$ 1,501	\$ 2,750	\$ 616	\$ 11,950	\$ 16,559	British Empire.....	\$ 4,501	\$ 2,750	\$ 616	\$ 11,950	\$ 16,559
United States.....	33,517	45,864	96,794	109,899	136,179	Foreign Countries.....	53,517	45,864	96,794	100,899	136,139
Total.....	38,018	48,614	102,950	112,849	142,698						
RIBS OF BRASS, IRON OR STEEL, RUNNERS, RINGS, CAPS, NOUCHES, FERRULES, MOUNTS AND STICKS OF CANES IN THE ROUGH, OR NOT FURTHER MANUFACTURED THAN CUT INTO LENGTHS, FOR UMBRELLAS, PARASOLS, SUNSHADES OR WALKING STICKS. (Free.)											
						RECAPITULATION.					
United Kingdom.....	\$ 17,851	\$ 8,310	\$ 21,694	\$ 25,721	\$ 22,905	United States.....	\$ 67,861	\$ 89,357	\$ 149,039	\$ 129,569	\$ 145,617
British Oceania—						Total.....	98,443	99,170	172,238	156,906	171,063
Australia.....	183										
France.....	1,972										
Austria-Hungary.....	191										
Germany.....	10,032										
Japan.....	373	1,440	1,514	1,513	2,451	British Empire.....	18,014	8,310	21,694	25,721	22,905
Total.....						Foreign Countries.....	80,429	90,860	150,544	131,052	148,098

SESSIONAL PAPER No. 10b

RIVETS, BURRS AND WASHERS, BRASS AND COPPER. (Dutiable.)

	\$	\$	\$	\$	\$	\$	\$	\$	\$	\$
United Kingdom.....										
United States.....			15,543							
Total.....			15,543							15,543
RECAPITULATION,										
British Empire.....										
Foreign Countries.....			13,839							13,839
Total.....			15,543							15,543

SCREWS OF BRASS OR OTHER METAL EXCEPT IRON OR STEEL, N.O.P. (Dutiable.)

	\$	\$	\$	\$	\$	\$	\$	\$	\$	\$
United Kingdom.....	315	67	287							
France.....	15									
United States.....	17,460	23,181	39,876							287
Total.....	17,796	23,248	40,163							39,876
RECAPITULATION,										
British Empire.....										
Foreign Countries.....										67
Total.....										23,181

SILIX OR CRYSTALLIZED QUARTZ. (Free.)

	Cwt.	Cwt.	Cwt.	Cwt.	Cwt.	Cwt.	Cwt.	\$	\$	\$	\$	\$	\$
United Kingdom.....	403	180											
Belgium.....	1,501	35,282											
United States.....	10,920	8,868	16,380										
Total.....	12,824	8,874	16,384										
RECAPITULATION,													
British Empire.....													
Foreign Countries.....													
Total.....													
United Kingdom.....													
Belgium.....													
United States.....													
Total.....													
RECAPITULATION,													
British Empire.....													
Foreign Countries.....													
Total.....													

STEREOTYPES, ELECTROTYPES AND CELLULOIDS OF NEWSPAPER COLUMNS IN ANY LANGUAGE OTHER THAN FRENCH AND ENGLISH, AND OF BOOKS, AND BASES, AND MATRICES, AND COPPER SHEETS FOR THE SAME, WHETHER COMPOSED WHOLLY OR IN PART OF METAL OR CELLULOID. (Free.)

	Sq. in.	Sq. in.	Sq. in.	Sq. in.	Sq. in.	Sq. in.	Sq. in.	\$	\$	\$	\$	\$	\$
United Kingdom.....	630	60,067	24,332										
United States.....	671,915	918,277	845,405										
Total.....	672,545	978,344	869,737										
RECAPITULATION,													
British Empire.....													
Foreign Countries.....													
Total.....													
United Kingdom.....													
United States.....													
Total.....													
RECAPITULATION,													
British Empire.....													
Foreign Countries.....													
Total.....													

No. 19—Imports for Consumption, by Articles and Countries, during Fiscal Years ended March 31, 1915-1919—*Cont.*

Imported from—	1915	1916	1917	1918	1919	1915	1916	1917	1918	1919
METALS AND MINERALS—Continued.										
STEREOTYPES, ELECTROTYPES AND CELLULOIDS FOR ALMANACS, CALENDARS, ILLUSTRATED PAMPHLETS, NEWSPAPER OR OTHER ADVERTISEMENTS, N.O.P., AND MATRICES OR COPPER SHEETS FOR SUCH STEREOTYPES, ELECTROTYPES AND CELLULOIDS. (Dutiable.)										
United Kingdom.....	Sq. in. 15,555	Sq. in. 13,291	Sq. in. 12,491	Sq. in. 14,488	Sq. in. 2,801	United Kingdom.....	\$ 1,246	\$ 703	\$ 517	\$ 171
France.....	1,071	32	France.....	3	4
Germany.....	929	105	54	30	69	Germany.....	30
Japan.....	374	Japan.....	21	6	1	1
Switzerland.....	Switzerland.....	54,895	56,723	68,957	53,671
United States.....	1,628,292	1,599,459	1,377,100	1,193,531	1,271,901	United States.....	56,297	57,136	69,475	51,019
Total.....	1,643,337	1,612,848	1,389,615	1,208,019	1,277,825	Total.....	1,246	703	517	171
RECAPITULATION.										
British Empire.....	15,335	13,261	12,491	14,188	2,801	British Empire.....	1,246	703	517	171
Foreign Countries.....	1,627,802	1,599,587	1,377,134	1,193,561	1,275,024	Foreign Countries.....	54,951	56,733	68,958	53,548
STEREOTYPES, ELECTROTYPES AND CELLULOIDS AND BASES FOR THE SAME COMPOSED WHOLLY OR PARTLY OF METAL OR CELLULOID. N.O.P., AND COPPER SHEETS FOR SUCH STEREOTYPES, ELECTROTYPES AND CELLULOIDS. (Dutiable.)										
United Kingdom.....	Sq. in. 5,547	Sq. in. 3,942	Sq. in. 3,942	Sq. in. 3,942	Sq. in. 3,942	United Kingdom.....	\$ 159	\$ 341	\$ 341	\$ 341
France.....	322,854	239,030	272,267	216,126	231,787	France.....	8,542	6,946	12,020	14,292
United States.....	328,401	239,030	276,179	216,126	231,787	United States.....	8,671	6,946	12,361	14,575
Total.....	5,547	322,854	239,030	216,126	231,787	Total.....	159	6,946	12,361	14,575
RECAPITULATION.										
British Empire.....	5,547	322,854	276,179	216,126	231,787	British Empire.....	159	6,946	12,361	14,575
Foreign Countries.....	Foreign Countries.....	8,542	6,946	11,292	14,575
STEREOTYPES, ELECTROTYPES AND CELLULOIDS SPECIFIED IN PRECEDING ITEM, MATRICES FOR. (Dutiable.)										
United Kingdom.....	Sq. in. 480	Sq. in. 843,512	Sq. in. 925,890	Sq. in. 770	Sq. in. 1,630	United Kingdom.....	\$ 4	\$ 5,748	\$ 4,925	\$ 25
United States.....	1,086,245	843,512	925,890	1,337,296	2,215,529	United States.....	14,235	5,748	7,237	11,741
Total.....	1,086,725	843,512	925,890	1,338,066	2,217,159	Total.....	14,239	5,748	4,925	11,763
RECAPITULATION.										
British Empire.....	480	843,512	925,890	770	1,630	British Empire.....	4	5,748	4,925	25
Foreign Countries.....	1,086,245	843,512	925,890	1,337,296	2,215,529	Foreign Countries.....	14,235	5,748	7,237	11,741

SESSIONAL PAPER No. 10b

SWEEPINGS, GOLD AND SILVER. (Free.)

	Cwt.	\$	Cwt.	\$	Cwt.	\$	Cwt.	\$	RECAPITULATION.	\$	\$	\$	\$
United Kingdom.....	50					5							
Newfoundland.....				216									
France.....	3,600	2,480	380	3,240		3,964		8,886	British Empire.....	50			5
United States.....			119	294		177		3,989	Foreign Countries.....	3,600	2,480	3,446	3,964
Total.....	3,650	2,480	381	3,446		3,989		8,886					8,886

TAGGING METAL, PLAIN, JAPANED OR COATED, IN COLLS, NOT OVER 1 1/2 INCHES WIDE, FOR THE MANUFACTURE OF SHOE AND CORSET LACES. (Free.)

	Cwt.	\$	Cwt.	\$	Cwt.	\$	Cwt.	\$	RECAPITULATION.	\$	\$	\$	
United Kingdom.....	1								United Kingdom.....	24			
France.....	119	380	1	65		65		26	France.....	26	7,815	5,310	9,242
United States.....			121	294		177		384	United States.....	1,503	7,815	5,310	3,775
Total.....	121	381	381	294		177		384	Total.....	1,553	7,880	5,310	3,775
RECAPITULATION.									RECAPITULATION.				
British Empire.....	1								British Empire.....	24			
Foreign Countries.....	120	381		294		177		384	Foreign Countries.....	1,529	7,880	5,310	3,775
									Total.....				9,242

TIN.

Blocks, Pigs and Bars. (Free.)

	Cwt.	\$	Cwt.	\$	Cwt.	\$	Cwt.	\$	RECAPITULATION.	\$	\$	\$	
United Kingdom.....	12,173	24,653	30,759	33,334	21,809				United Kingdom.....	402,594	879,016	1,246,771	1,836,429
British East Indies--									British East Indies--	65,589	4,207	4,222	97,493
Straits Settlements.....	1,876	121	112	2,230	401				Straits Settlements.....				
British Oceania--									British Oceania--				
Australia.....					224				Australia.....				
Hong Kong.....	892	346		618	2,552				Hong Kong.....	32,031	10,314		35,564
China.....	112				1				China.....				
Japan.....					500				Japan.....	3,922			
Netherlands.....									Netherlands.....				
Dutch East Indies.....					587				Dutch East Indies.....				
United States.....	14,329	7,636	4,855	2,501	1,970				United States.....	498,684	274,064	203,787	141,558
Alaska.....	20				989				Alaska.....	989			
Total.....	29,492	32,756	35,726	38,633	28,044				Total.....	1,093,800	1,167,601	1,454,780	2,111,014
RECAPITULATION.									RECAPITULATION.				
British Empire.....	14,911	25,120	30,871	36,182	24,986				British Empire.....	500,214	893,537	1,250,993	1,969,486
Foreign Countries.....	14,461	7,636	4,855	2,501	3,058				Foreign Countries.....	593,586	274,064	203,787	141,558

No. 19—Imports for Consumption, by Articles and Countries, during Fiscal Years ended March 31, 1915-1919—*Con.*

Imported from—	1915	1916	1917	1918	1919	Imported from—	1915	1916	1917	1918	1919
United Kingdom	Cwt. 136,635	Cwt. 38,700	Cwt. 47,792	Cwt. 12,321	Cwt. 395	United Kingdom	\$ 450,450	\$ 159,150	\$ 114,921	\$ 81,116	\$ 11,176
France	6	981,499	1,178,499	1,279,795	1,448,889	France	2,580,369	3,256,136	6,351,752	9,837,342	11,263,161
United States	848,107	1,029,199	1,196,228	1,293,117	1,449,175	United States	3,032,221	3,415,306	6,479,675	9,337,678	11,274,340
Total	995,103	1,029,199	1,196,228	1,293,117	1,449,175	Total	3,032,221	3,415,306	6,479,675	9,337,678	11,274,340
RECAPITULATION:						RECAPITULATION:					
British Empire	Cwt. 136,635	Cwt. 38,700	Cwt. 47,862	Cwt. 12,321	Cwt. 865	British Empire	\$ 450,450	\$ 159,150	\$ 114,921	\$ 81,116	\$ 11,176
Foreign Countries	848,107	981,499	1,178,499	1,279,795	1,448,889	Foreign Countries	2,581,274	3,256,136	6,351,752	9,837,342	11,263,161

TIN CRYSTALS. (Free.)

	\$	\$	\$	\$	\$		\$	\$	\$	\$	\$
United Kingdom	7,856	12,797	9,419	13,337	9,169	RECAPITULATION:					
United States	7,856	12,797	9,419	13,337	9,169	British Empire	7,856	12,797	9,419	13,397	9,084
Total	7,856	12,797	9,419	13,337	9,169	Foreign Countries					

TIN FOUL. (Free.)

	Lb.	Lb.	Lb.	Lb.	Lb.		\$	\$	\$	\$	\$
United Kingdom	9,154	11,397	4,328	2,647	82,354	United Kingdom	\$ 3,181	\$ 3,402	\$ 3,550	\$ 1,181	\$ 49,891
France	680	30	160	30	8	France	81	315	53	315	4,636
Germany	4,298	30	30	30	8,600	Germany	2,007	16	16	16	
Japan	729	400	1,397,025	928,306	215,241	Japan	364	315	363,263	246,491	61,440
Netherlands	1,111,430	1,221,361	1,397,025	928,306	215,241	Netherlands	149,652	197,760	303,263	246,491	61,440
United States	1,126,882	1,233,328	1,401,451	550,553	339,785	United States	155,268	201,493	306,898	217,672	118,877
Total	1,126,882	1,233,328	1,401,451	550,553	339,785	Total	155,268	201,493	306,898	217,672	118,877
RECAPITULATION:						RECAPITULATION:					
British Empire	9,154	11,397	4,328	2,647	82,354	British Empire	\$ 3,181	\$ 3,402	\$ 3,550	\$ 1,181	\$ 49,891
Foreign Countries	1,117,225	1,221,731	1,397,123	928,306	233,841	Foreign Countries	152,087	198,091	303,318	246,491	69,676

SESSIONAL PAPER No. 10b

TIN STRIP WASTE. (Free.)

	Lb.	Lb.	Lb.	Lb.	Lb.	Lb.	\$	\$	\$	\$	\$	\$
United Kingdom.....		16,586	33,529	8,861	55,129			508	798	325		1,313
United States.....		16,586	33,529	8,861	55,129			508	798	325		1,313
Total.....		16,586	33,529	8,861	55,129			508	798	325		1,313
RECAPITULATION.												
British Empire.....		16,586	33,529	8,861	55,129			508	798	325		1,313
Foreign Countries.....		16,586	33,529	8,861	55,129			508	798	325		1,313

TINWARE, JAPANESE OR NOT, AND ALL MANUFACTURES OF TIN, N.O.P. (Dutiable.)

	\$	\$	\$	\$	\$	\$	\$	\$	\$	\$	\$	\$
United Kingdom.....	117,077	91,838	51,796	25,582	46,470		215	138	507	423		542
British East Indies—							42	121				
India.....		30		12			20	8				
Egypt and Sudan.....	2	11	55	173	31							
Hong Kong.....	13	16	22	25								
Newfoundland.....	50											
Austria-Hungary.....	238						466,981	435,328	2,013,044	2,960,494		1,645,450
Belgium.....	7											
China.....	1,886	440	341	4,358	121		591,816	527,959	2,065,913	2,931,083		1,692,873
France.....	5,211		83		259							
Germany.....												
Italy.....	74											
RECAPITULATION.												
British Empire.....		91,838	51,796	25,582	46,470		117,092	91,895	51,873	25,792		46,501
Foreign Countries.....		117,077	474,724	474,724	474,724		474,724	436,044	2,011,010	2,905,291		1,646,372

TIPS, STUDS AND EYES FOR THE MANUFACTURE OF CORSET CLASPS AND CORSET WIRES. (Free.)

	\$	\$	\$	\$	\$	\$	\$	\$	\$	\$	\$	\$
United Kingdom.....	5,504	12,974	26,581	11,510	14,210							
United States.....	5,504	12,974	26,581	11,510	14,210							
Total.....	5,504	12,974	26,581	11,510	14,210		5,504	12,974	26,581	11,510		14,210
RECAPITULATION.												
British Empire.....		12,974	26,581	11,510	14,210							
Foreign Countries.....		12,974	26,581	11,510	14,210		5,504	12,974	26,581	11,510		14,210

TYPE FOR PRINTING, INCLUDING CHASES AND QUOINS AND SLUGS OF ALL KINDS. (Dutiable.)

	\$	\$	\$	\$	\$	\$	\$	\$	\$	\$	\$	\$
United Kingdom.....	17,186	9,621	9,168	3,249	378							
British West Indies.....			6	2								
Hong Kong.....					30							
France.....	151			2,256								
Japan.....		2	144	410	410		17,186	9,621	9,174	3,271		408
United States.....	58,296	44,781	52,142	51,040	68,940		58,357	44,783	52,286	53,620		64,390
Total.....	75,543	54,404	61,460	56,871	64,768							
RECAPITULATION.												
British Empire.....		9,621	9,168	3,249	378							
Foreign Countries.....		17,186	52,142	51,040	68,940		17,186	9,621	9,174	3,271		408

No. 19—Imports for Consumption, by Articles and Countries, during Fiscal Years ended March 31, 1915-1919—*Con.*

Imported from—	1915	1916	1917	1918	1919	1915	1916	1917	1918	1919
						Imported from—				
METALS AND MINERALS—Continued.										
TYPE METAL IN BLOCKS, BARS, PLATES AND SHEETS. (Dutiable.)										
	\$	\$	\$	\$	\$	RECAPITULATION:	\$	\$	\$	\$
United Kingdom.....	282	1,700	2,057	1,092		British Empire.....	282	2,092	1,092	
Newfoundland.....			5	27	53	Foreign Countries.....	780	108	27	85
United States.....	780	99	108	27	85					
Total.....	1,062	1,799	2,200	1,119	85					
WIRE OF BRASS, ZINC, IRON OR STEEL, SCREWED OR TWISTED, OR FLATTENED AND CORRUGATED, FOR USE IN NAILING MACHINES, FOR THE MANUFACTURE OF BOOTS AND SHOES. (Free.)										
	Lb.	Lb.	Lb.	Lb.	Lb.	RECAPITULATION:	\$	\$	\$	\$
United Kingdom.....	116,894	153,220	181,716	91,296	103,262	United Kingdom.....	40,721	59,771	40	
United States.....				91,296	103,262	United States.....			31,819	36,867
Total.....	116,894	153,220	181,716	91,496	103,262	Total.....	40,721	59,771	31,859	36,867
RECAPITULATION:						British Empire.....			40	
British Empire.....	116,894	153,220	181,716	91,296	103,262	Foreign Countries.....	40,721	59,771	31,819	36,867
Foreign Countries.....										
WIRE ROPE, STRANDED OR TWISTED WIRE, CLOTHES LINES, PICTURE OR OTHER TWISTED WIRE, AND WIRE CABLES, N.O.P., EXCEPT IRON AND STEEL. (Dutiable.)										
	\$	\$	\$	\$	\$	RECAPITULATION:	\$	\$	\$	\$
United Kingdom.....	727	1,019	9,664	5,431	60	British Empire.....				69
United States.....				5,431	424	Foreign Countries.....	727	9,664	5,431	424
Total.....	727	1,019	9,664	5,431	493					
WIRE OF ALL KINDS EXCEPT IRON OR STEEL, N.O.P. (Dutiable.)										
	\$	\$	\$	\$	\$	RECAPITULATION:	\$	\$	\$	\$
United Kingdom.....	976	690	819	108	100	British Empire.....	976	819	108	400
France.....		215	71	85		Foreign Countries.....	34,850	109,162	94,682	125,596
Germany.....	2,441									
Sweden.....	697									
United States.....	31,712	62,665	109,091	94,597	125,596					
Total.....	35,836	63,600	109,981	94,790	125,906					

SESSIONAL PAPER No. 10b

	United States	126,113	133,949	307,869	695,101	891,216
Straits Settlements	495					
Other	1,217					
Newfoundland	137					
Austria-Hungary	289					
Belgium	1,836					
Denmark	2,842					
Germany						
Italy						
United States		126,113	133,949	307,869	695,101	891,216
Total	218	144,048	144,371	392,021	716,100	904,079
RECAPITULATION						
British Empire	293	12,280	10,408	24,155	29,796	12,824
Foreign Countries		131,768	133,963	367,866	686,304	891,255

RECAPITULATION—METALS AND MINERALS. (Dutiable and Free.)

	\$	\$	\$	\$	\$	\$	\$	\$	\$	\$
United Kingdom	9,976,955	5,976,213	7,163,674	6,587,450	8,018,704	5,177	5,289	22,451		
British West Indies		856	2,256	2,337	200	3,928	207	1,068		
British East Indies						16,335	67,356	218,394		
China	1,266	35	989	242	34,346	75				
Straits Settlements	65,589	4,207	4,222	57,493	29,771					
Other	1,217	1,469								
British Guiana	758	948			170					
British Oceania										
Australia	995	264	915	7,489	92,369	195,889	162,177	389,095	573,629	370,058
New Zealand	207				49	25,590	144	2,411	733	36,496
British West Indies	1,159	7,257	6,732	4,961					25	
Barradoes										
Jamaica										
Trinidad and Tobago										
Other										
Egypt and Sudan	33,511	41	1,767	38,493	209,907	71,078,842	96,250,836	156,333,801	197,668,527	192,127,216
Hong Kong	378,908	10				2,288			392	
Madra	35,314	874	1,148	968	894,824					
Assam-Hungary	389,766	891	8,547	7	1,099					
Belgium	189	184	35,009							
China	35		8,663	8,372	23,378					
Cuba	2,074	4,133	60,593	62,274	33,486					
Denmark	122		1,169	163						
Egypt and Sudan	134,875	679								
France										
St. Pierre and Miquelon	588									
Total	6,289	304	1,941	35	13,633	84,407,095	103,440,459	163,186,350	206,333,477	202,367,559
RECAPITULATION										
British Empire	139			20		10,460,837	6,788,936	8,186,058	7,720,510	9,299,429
Germany	10			1,022		73,946,258	96,660,503	157,000,892	198,632,967	193,068,130
United States	27,728	26,509	32,661	60,746	56,721					
Total	31,662	27,013	34,662	61,825	79,651					

MODELS OF INVENTIONS AND OTHER IMPROVEMENTS IN THE ARTS. (Free.)

	\$	\$	\$	\$	\$	\$	\$	\$	\$	\$
United Kingdom	6,289	304	1,941	35	13,633	6,289	6,788,936	8,186,058	7,720,510	9,299,429
British Oceania						27,887	26,509	32,661	61,768	56,721
Australia										
France	139			20						
Germany	10			1,022						
United States	27,728	26,509	32,661	60,746	56,721					
Total	31,662	27,013	34,662	61,825	79,651					

No. 19—Imports for Consumption, by Articles and Countries, during Fiscal Years ended March 31, 1915-1919—*Con.*

Imported from—	1915	1916	1917	1918	1919	Imported from—	1915	1916	1917	1918	1919
MUSICAL INSTRUMENTS.											
BRASS-BAND INSTRUMENTS AND BAGPIPES. (Dutiable.)											
United Kingdom.....	21,295	62,501	75,452	21,525	4,996	Switzerland.....	97			584	1,462
Hong Kong.....		6				United States.....	22,874	30,980	46,887	25,965	31,582
Austria-Hungary.....	6,411					Total.....	59,650	105,908	138,422	55,055	46,425
Belgium.....	196					RECAPITULATION.					
France.....	8,495	12,421	11,025	5,058	5,281	British Empire.....	21,293	62,507	75,452	21,525	4,996
Germany.....	205					Foreign Countries.....	38,357	43,401	63,470	33,530	41,459
Italy.....	13		4,877	1,453	19						
Japan.....	28				115						
Netherlands.....	38		81								

ORGANS, CABINET. (Dutiable.)

	No.	No.	No.	No.	No.		\$	\$	\$	\$	\$
United Kingdom.....	1					United Kingdom.....	71				
Hong Kong.....		1				Hong Kong.....		5			
France.....		1	1			France.....		8	293		
Italy.....	1					Italy.....	63				
Japan.....	1	16				Japan.....	25				
United States.....	330	267	360	379	345	United States.....	19,873	11,789	14,192	20,081	21,417
Total.....	353	285	361	379	345	Total.....	20,633	11,907	14,485	20,081	21,417
RECAPITULATION.											
British Empire.....	1	1				British Empire.....	71	5			
Foreign Countries.....	352	284	361	379	345	Foreign Countries.....	19,962	11,902	14,485	20,081	21,417

ORGANS, PIPE. (Dutiable.)

	No.	No.	No.	No.	No.		\$	\$	\$	\$	\$
United Kingdom.....	2	1	2			United Kingdom.....	1,400				
United States.....		2		9	1	United States.....		1,003	557	25,107	5,480
Total.....	2	3	2	9	4	Total.....	1,400	9,300	557	25,107	5,480
RECAPITULATION.											
British Empire.....		1				British Empire.....		1,003			
Foreign Countries.....	2	2	2	9	4	Foreign Countries.....	1,400	8,297	557	25,107	5,480

SESSIONAL PAPER No. 10b

ORGANS, PARTS OF. (Dutiable.)

	\$	\$	\$	\$	\$	\$	\$	\$	\$	\$
United Kingdom.....	635	290	109	REGISTRATION.				109		
France.....	53	580	263	British Empire				290		
United States.....	8,806	7,374	8,332	Foreign Countries				7,637	8,352	11,372
Total.....	9,494	9,731	8,461	11,372						

PHONOGRAPHS, GRAPHOPHONES, GRAMOPHONES AND FINISHED PARTS THEREOF, INCLUDING CYLINDERS AND RECORDS THEREFOR. (Dutiable.)

	\$	\$	\$	\$	\$	\$	\$	\$	\$	\$
United Kingdom.....	25,712	12,824	15,111	11,080	4,426	170	1,286	2,022	3,504	12,842
Hong Kong.....	20				30	688,042	912,011	1,729,405	2,690,315	2,456,690
Newfoundland.....					11					
Austria-Hungary.....	350									
Belgium.....	400									
France.....	6,840	1,828	6,251	16,249	1,493					
Germany.....	6,604		126			728,622	920,457	1,752,645	2,693,270	2,186,680
Italy.....										
Japan.....	345		30	2,122						
Netherlands.....										
Total.....										
REGISTRATION.										
United Kingdom.....						25,732	12,824	15,111	11,080	4,467
United States.....						702,800	916,633	1,737,834	2,682,199	2,152,213

PIANO AND ORGAN PLAYERS, MECHANICAL. (Dutiable.)

	No.	No.	No.	No.	No.	No.	No.	\$	\$	\$	\$
United Kingdom.....	47	17	4	15	5	5	5	10,232	3,665	275	3,426
United States.....											
Total.....	47	17	4	15	5	5	5	10,232	3,665	275	3,426
REGISTRATION.											
British Empire.....											
Foreign Countries.....	47	17	4	15	5	5	5	10,232	3,665	275	3,426

PIANOS. (Dutiable.)

	No.	No.	No.	No.	No.	No.	No.	\$	\$	\$	\$
United Kingdom.....	81	7	1		1	1	1	10,526	1,294	100	108,027
Austria-Hungary.....	2							338			
Belgium.....	3							1,166			
Germany.....	9							3,020			
United States.....	1,279	631	558	1,297	985	985	985	219,508	141,525	153,729	197,977
Total.....	1,374	638	559	1,297	986	986	986	234,578	142,819	153,829	232,651
REGISTRATION.											
British Empire.....	81	7	1		1	1	1	10,526	1,294	100	108,027
Foreign Countries.....	1,293	631	558	1,297	985	985	985	224,052	141,525	153,729	197,977

No. 19—Imports for Consumption, by Articles and Countries, during Fiscal Years ended March 31, 1915-1919—*Con.*

Imported from —	1915	1916	1917	1918	1919	Imported from —	1915	1916	1917	1918	1919	
MUSICAL INSTRUMENTS—Continued.												
PIANOS, PARTS OF. (Dutiable.)												
United Kingdom.....	\$ 2,158	\$ 822	\$ 50	\$ 30	\$	RECAPITULATION:	\$ 2,158	\$ 822	\$ 65	\$ 20	\$	
British Oceania—							191,064	199,273	247,206	355,370	349,008	
Australia.....			15									
Austria-Hungary.....	11	2,016	636	1,807	4,801							
France.....	4,041											
Germany.....	2,714	167,257	247,369	633,573	341,805							
United States.....	143,298	187,257	217,369	633,573	341,805							
Total.....	152,222	179,495	248,664	355,400	349,606							
PIANO AND ORGAN PARTS, WHEN IMPORTED BY MANUFACTURERS OF PIANO KEYS, ACTIONS, HAMMERS, BASE DAMPERS AND ORGAN KEYS. (Free.)												
United Kingdom.....	\$ 7,195	\$ 11,562	\$ 11,491	\$ 18,273	\$ 11,545	RECAPITULATION:	\$ 7,195	\$ 11,562	\$ 11,491	\$ 18,273	\$ 11,545	
Germany.....	6,967							14,502	124,829		18,273	18,461
United States.....	16,543	73,864	124,829	134,081	168,117			73,864	124,829		134,081	184,117
Total.....	30,705	85,426	136,320	152,354	179,662							
OTHER MUSICAL INSTRUMENTS AND PARTS OF. (Dutiable.)												
United Kingdom.....	\$ 13,771	\$ 11,464	\$ 11,000	\$ 19,102	\$ 5,408	RECAPITULATION:	\$ 65	\$ 65	\$ 65	\$ 65	\$ 65	
British West Indies.....	473	320	674	419	35							
Hong Kong.....	1,848											
Austria-Hungary.....	109	55	3									
France.....	7,735	17,320	9,764	11,358	9,629							
Germany.....	63,557	3,500	2,300	1,518	379							
Italy.....	430	371	2,300	40,821	61,917							
Japan.....	16	169										
Netherlands.....	72	96										
Norway.....	5											
Total.....	88,329	104,768	116,584	61,119	26,453							
United Kingdom.....	\$ 81,329	\$ 104,768	\$ 116,584	\$ 61,119	\$ 26,453	RECAPITULATION—MUSICAL INSTRUMENTS. (Dutiable and Free.)	\$ 110	\$ 96	\$ 81	\$	\$ 497	
British Oceania—												
Australia.....												
British West Indies.....			15									
Total.....	81,329	104,768	116,584	61,119	26,453							
United Kingdom.....	\$ 497	\$ 497	\$ 497	\$ 497	\$ 497							
British Oceania—												
Australia.....												
British West Indies.....												
Total.....	497	497	497	497	497							
United Kingdom.....	\$ 11,545	\$ 14,502	\$ 11,491	\$ 18,273	\$ 11,545							
Germany.....	14,502	124,829	124,829	134,081	168,117							
United States.....	16,543	73,864	124,829	134,081	168,117							
Total.....	42,593	313,025	361,149	356,435	447,779							
United Kingdom.....	\$ 13,771	\$ 11,464	\$ 11,000	\$ 19,102	\$ 5,408							
British West Indies.....	473	320	674	419	35							
Hong Kong.....	1,848											
Austria-Hungary.....	109	55	3									
France.....	7,735	17,320	9,764	11,358	9,629							
Germany.....	63,557	3,500	2,300	1,518	379							
Italy.....	430	371	2,300	40,821	61,917							
Japan.....	16	169										
Netherlands.....	72	96										
Norway.....	5											
Total.....	88,329	104,768	116,584	61,119	26,453							
United Kingdom.....	\$ 81,329	\$ 104,768	\$ 116,584	\$ 61,119	\$ 26,453							
British Oceania—												
Australia.....												
British West Indies.....			15									
Total.....	81,329	104,768	116,584	61,119	26,453							
United Kingdom.....	\$ 497	\$ 497	\$ 497	\$ 497	\$ 497							
British Oceania—												
Australia.....												
British West Indies.....			15									
Total.....	497	497	497	497	497							
United Kingdom.....	\$ 11,545	\$ 14,502	\$ 11,491	\$ 18,273	\$ 11,545							
Germany.....	14,502	124,829	124,829	134,081	168,117							
United States.....	16,543	73,864	124,829	134,081	168,117							
Total.....	42,593	313,025	361,149	356,435	447,779							

No. 19—Imports for Consumption, by Articles and Countries, during Fiscal Years ended March 31, 1915-1919—*Con.*

Imported from—	1915	1916	1917	1918	1919	Imported from—	1915	1916	1917	1918	1919
United Kingdom.....	1,182,069	994,129	1,198,368	873,339	613,065	Italy.....	10,699	7,466	10,774	7,537	2,237
Bermuda.....	60	60	465	Japan.....	18,180	32,685	60,707	85,507	81,352
British Africa East.....	145	72	Mexico.....	1	11	18
British Africa South.....	44	55	150	9	Netherlands.....	130,137	103,948	72,431	31,449	2,781
British East Indies—						Dutch East Indies.....	96	290	383
Ceylon.....	551	Norway.....	1,789	674	288	75	35
India.....	518	233	945	182	548	Persia.....	8	35	8	116
Straits Settlements.....	958	2,094	2,056	3,056	5,279	Portugal.....	531	686	435	369	30
Other.....	54	84	1,862	1,096	Romania.....	1	2	6	11
British Guiana.....	4,302	4,416	3,018	7,402	1,707	Russia.....	91	445	22	33
British Oceania—						San Domingo.....	983	369
Australia.....	6,265	1,242	1,418	3,728	79	Spain.....	5	21,898	20,834	14,704	6,881
New Zealand.....	1,313	890	4,130	4,328	7,328	Sweden.....	3,146	625	726	474	342
British West Indies.....	1,505	2,294	2,356	13,829	595	Switzerland.....	2,588	1,978	2,457	1,765	1,426
Barbados.....	2,006	Turkey.....	715	20	12
Jamaica.....	United States.....	438,809	413,972	514,432	610,885	652,504
Trinidad and Tobago.....	632	Alaska.....	13	2	3
Other.....	121	Hawaii.....	5	52
Egypt and Sudan.....	21,998	15,926	20,427	25,655	23,697	Philippine Islands.....	26	7	10	3	67
Hong Kong.....	Uruguay.....	1
Malta.....	15	Venezuela.....	18	2
Newfoundland.....	5	26	17	4	Total.....	2,123,533	1,920,884	2,007,870	1,756,368	1,455,277
Austria-Hungary.....	10,899	668	23	2	DECAPITULATION.....					
Belgium.....	28,990	735	80	5	British Empire.....	1,219,176	931,576	1,234,394	932,436	650,091
Canada.....	3,652	2,815	3,293	3,422	5,905	Foreign Countries.....	901,357	689,308	773,476	823,872	796,186
China.....	2,485	1,337	1,347	1,203	1,450						
Cuba.....	293	149	53	10	60						
Denmark.....	13						
Egypt and Sudan.....	155,605	97,529	85,280	64,933	40,635						
France.....	168	64	20	1						
Germany.....	103	98	47	1,179	4						
Italy.....	68,179	1,246	243	1,119	11						
Japan.....	228	213	150	5						
United Kingdom.....	173,401	64,447	61,636	33,092	13,045						
						United States.....	213,190	171,805	70,946	179,379	157,601

PAINTINGS.

PAINTINGS IN OIL OR WATER COLOURS, AND PASTELS, VALUED AT NOT LESS THAN \$20 EACH; PAINTINGS AND SCULPTURES BY ARTISTS DOMICILED IN CANADA BUT RESIDING TEMPORARILY ABROAD FOR PURPOSES OF STUDY. (Free.)

United Kingdom.....	1915	1916	1917	1918	1919	United States.....	1915	1916	1917	1918	1919
	\$ 173,401	\$ 64,447	\$ 61,636	\$ 33,092	\$ 13,045		\$ 213,190	\$ 171,805	\$ 70,946	\$ 179,379	\$ 157,601

SESSIONAL PAPER No. 106

Belgium.....	13, 018	2, 769	3, 964	24, 825	2, 000	Total.....	452, 981	244, 328	137, 404	242, 311	172, 646
France.....	16, 967	4, 987	658	293	RECAPITULATION:
Germany.....	29, 471	4, 721	British Empire.....	173, 401	64, 447	61, 636	33, 092	13, 945
Italy.....	3, 789	320	209	Foreign Countries.....	279, 580	179, 881	75, 768	209, 210	159, 601
Netherlands.....	400
Norway.....	1, 938
Switzerland.....

PAINTINGS IN OIL OR WATERCOLOURS AND PASTELS, WHEN VALUED AT LESS THAN \$20 EACH. (Dutiable.)

	No.	No.	No.	No.	No.	No.	\$	\$	\$	\$	\$
United Kingdom.....	191	68	64	263	54	United Kingdom.....	1, 106	641	330	1, 216	339
Austria-Hungary.....	12	18	Austria-Hungary.....	211
France.....	1	32	1	10	France.....	6	220
Germany.....	16	Germany.....	19	160	10	86
Italy.....	262	1, 028	3, 207	4, 698	1, 887	Italy.....	102	936
Japan.....	1, 138	1, 158	3, 272	4, 971	1, 941	Japan.....	1, 052	2, 168	2, 002	3, 580	1, 083
Netherlands.....	Netherlands.....	2, 285	2, 108
United States.....	United States.....
Total.....	1, 548	1, 158	3, 272	4, 971	1, 941	Total.....	2, 285	2, 108	2, 002	3, 580	1, 432
RECAPITULATION:	RECAPITULATION:
British Empire.....	191	68	64	263	54	British Empire.....	1, 106	641	330	1, 216	349
Foreign Countries.....	1, 357	1, 090	3, 208	4, 708	1, 887	Foreign Countries.....	1, 179	1, 527	1, 672	2, 364	1, 083

PHOTOGRAPHS, CHROMOS, CHROMOTYPES, ARTOTYPES, OLEOGRAPHS, PAINTINGS, DRAWINGS, PICTURES, ENGRAVINGS OR PRINTS, DECALCOMANIA TRANSFERS OF ALL KINDS, OR PROOFS THEREFROM, AND SIMILAR WORKS OF ART, N.O.P.:
BLUE PRINTS AND BUILDING PLANS. (Dutiable.)

	\$	\$	\$	\$	\$	\$	\$	\$	\$	\$	\$
United Kingdom.....	185, 420	130, 507	131, 070	102, 830	59, 774	Japan.....	476	506	469	555	497
British Oceania— New Zealand.....	1462	Netherlands.....	293
British West Indies.....	8	10	14	58	10	Sweden.....	78
Hong Kong.....	4	9	Switzerland.....	330	125	305	13	48
Newfoundland.....	469	United States.....	472, 655	410, 360	576, 175	776, 658	559, 348
Austria-Hungary.....	348	Total.....	708, 433	546, 193	712, 810	895, 183	625, 909
Belgium.....	RECAPITULATION:
China.....	6, 947	4, 625	4, 751	5, 007	64	British Empire.....	185, 578	130, 526	131, 084	102, 888	59, 784
France.....	41, 189	51	17	27	Foreign Countries.....	522, 875	415, 667	581, 726	782, 295	566, 206
Germany.....
Italy.....

No. 19—Imports for Consumption, by Articles and Countries, during Fiscal Years ended March 31, 1915-1919—*Con.*

Imported from—	1915	1916	1917	1918	1919	Imported from—	1915	1916	1917	1918	1919
RECAPITULATION—PAINTINGS. (Dutiable and Free.)											
United Kingdom.....	359,927	195,595	193,036	137,138	73,168	Japan.....	476	506	469	641	497
British Oceania—						Netherlands.....	4,184			4,721	
New Zealand.....	146	10				Norway.....	490				
British West Indies.....		10				Sweden.....	78				
Hong Kong.....	8	9	14	58	10	Switzerland.....	2,268	445	505	13	48
Newfoundland.....	4					United States.....	686,897	583,101	648,783	958,315	718,032
Austria-Hungary.....	469	211				Total.....	1,163,719	792,689	852,216	1,131,074	800,068
Belgium.....	13,366					RECAPITULATION.					
China.....			9	45	64	British Empire.....	390,685	195,614	193,650	137,106	73,178
France.....	23,914	7,614	8,715	29,833	8,222	Foreign Countries.....	803,634	597,075	659,195	993,878	726,890
Germany.....	42,002	51									
Italy.....	29,580	5,147	685	310	27						

PAINTS AND VARNISHES.

PAINTS.
BLANC FIXE AND SATIN WHITE. (Free.)

	Lb.	Lb.	Lb.	Lb.	Lb.	Lb.	\$	\$	\$	\$	\$
United Kingdom.....	609,070	116,939	176,132	311,464	38,726	United Kingdom.....	6,735	1,762	3,758	5,355	1,155
Germany.....	11,936					Germany.....	215				
United States.....	3,582,981	6,017,407	7,409,079	5,999,827	8,538,965	United States.....	37,873	65,085	86,994	73,963	113,399
Total.....	4,194,987	6,134,337	7,576,211	6,311,291	8,577,631	Total.....	44,823	69,847	90,752	79,318	114,554
RECAPITULATION.											
British Empire.....	609,070	116,939	176,132	311,464	38,726	British Empire.....	6,735	1,762	3,758	5,355	1,155
Foreign Countries.....	3,594,917	6,017,407	7,409,079	5,999,827	8,538,965	Foreign Countries.....	38,088	68,085	86,994	73,963	113,399

BROCADE AND BLOUSE POWDERS. (Dutiable.)

	\$	\$	\$	\$	\$	\$	\$	\$	\$	\$	\$
United Kingdom.....	457	20	19	79	522	United Kingdom.....	457	20	19	79	522
Austria-Hungary.....	101					Germany.....					
Belgium.....	143					United States.....	15,443	9,862	19,094	60,635	38,808
France.....	594	4				Total.....	15,443	9,862	19,094	60,635	38,808
Germany.....	8,153	113	1,137	22,531	1,900	RECAPITULATION.					
Japan.....			18,257	38,104	56,908	British Empire.....	457	20	19	79	522
United States.....	6,542	9,745				Foreign Countries.....	15,443	9,862	19,094	60,635	38,808
Total.....	15,900	9,882	19,713	60,711	80,330						

No. 19—Imports for Consumption, by Articles and Countries, during Fiscal Years ended March 31, 1915-1919—Con.

Imported from—	1915	1915	1917	1918	1919	Imports from—	1915	1916	1917	1918	1919
PAINTS AND VARNISHES—Continued.											
LEAD, WHITE DRY. (Dutiable.)											
United Kingdom.....	Lb.	Lb.	Lb.	Lb.	Lb.	United Kingdom.....	\$	\$	\$	\$	\$
Newfoundland.....	156,528	15,226	29,101	100	50	Newfoundland.....	8,420	1,038	3,205	15	6
Germany.....	2,210		100			Germany.....	226		9		
United States.....	128,548	406,788	157,499	324,185	300,722	United States.....	6,694	21,347	12,472	29,257	25,414
Total.....	287,286	422,014	186,700	324,285	300,772	Total.....	15,310	22,385	15,686	29,272	25,420
RECAPITULATIONS.											
British Empire.....	156,528	15,226	29,201	100	50	British Empire.....	8,420	1,038	3,214	15	6
Foreign Countries.....	130,758	406,788	157,499	324,185	300,722	Foreign Countries.....	6,890	21,347	12,472	29,257	25,414

LEAD, WHITE, GROUND IN OIL. (Dutiable.)

United Kingdom.....	Lb.	Lb.	Lb.	Lb.	Lb.	United Kingdom.....	\$	\$	\$	\$	\$
British West Indies.....	418,550	56,017	25,910	2,216	1,000	British West Indies.....	24,203	3,815	2,772	274	105
Hong Kong.....	54,125	57,947	31,673	60,275	47,612	Hong Kong.....	2,761	2,918	2,811	5,627	5,055
United States.....						United States.....					
Total.....	472,675	113,964	60,583	62,491	48,612	Total.....	26,964	6,733	5,583	5,901	5,160
RECAPITULATIONS.											
British Empire.....	418,550	56,017	25,910	2,216	1,000	British Empire.....	24,203	3,815	2,772	274	105
Foreign Countries.....	54,125	57,947	31,673	60,275	47,612	Foreign Countries.....	2,761	2,918	2,811	5,627	5,055

LIQUID FILERS, ANTI-CORROSIVE AND ANTI-FOULING PAINTS, AND GROUND AND LIQUID PAINTS, N.O.P. (Dutiable.)

United Kingdom.....	Lb.	Lb.	Lb.	Lb.	Lb.	United Kingdom.....	\$	\$	\$	\$	\$
British West Indies.....	1,150,839	645,375	461,159	339,809	227,305	British West Indies.....	123,104	77,913	80,030	63,909	51,042
Hong Kong.....			2,464		26	Hong Kong.....			422		3
Newfoundland.....					61	Newfoundland.....			58	31	20
Austria-Hungary.....	100	231	280	228		Austria-Hungary.....	35	17			
Belgium.....	90					Belgium.....	11				
France.....	2,279	14,551	6,327	6,585	421	France.....	619	2,155	689	1,477	424
Germany.....	5,567					Germany.....	1,365				
Japan.....		25	0,821	682	165	Japan.....	9	9	1,545	291	112
Netherlands.....	11,758	7,360	15,651			Netherlands.....	2,204	1,159	2,662		
Norway.....	1,700	8,260				Norway.....	135	832			

SESSIONAL PAPER No. 10b

Switzerland.....	2,772,877	100	2,204,964	2,741,313	3,244,310	Switzerland.....	188,351	211,020	292,769	371,682
United States.....	3,945,270	2,782,449	2,757,672	3,079,627	3,472,288	United States.....	270,462	327,332	358,477	423,285
Total.....	1,150,809	645,605	463,909	331,047	227,392	RECAPITULATION.				
British Empire.....	2,794,371	2,156,843	2,293,763	2,748,580	3,244,896	Foreign Countries.....	123,104	80,510	63,940	51,067
Foreign Countries.....						Total.....	219,673	246,822	294,537	372,218

LITHARGE. (Free.)

United Kingdom.....	3,855	150	519	2	Cwt.	United Kingdom.....	17,415	876	4,611	31
Germany.....	1,841					Germany.....	8,640			
United States.....	4,851	22,830	24,757	23,828	18,418	United States.....	23,865	136,854	206,513	240,237
Total.....	10,547	22,980	25,276	23,830	18,418	Total.....	49,920	137,730	211,124	240,268
RECAPITULATION.						RECAPITULATION.				
British Empire.....	3,855	150	519	2	Cwt.	British Empire.....	17,415	876	4,611	31
Foreign Countries.....	6,692	22,830	24,757	23,828	18,418	Foreign Countries.....	32,505	136,854	206,513	240,237

OCRES, OCHREY EARTHES, SIENNAS AND UNSERS. (Dutiable.)

United Kingdom.....	458,176	Lb.	813,467	Lb.	50,878	United Kingdom.....	7,106	\$	9,390	\$	859
France.....	243,501	267,823	440,243	564,970	277,055	France.....	1,760	3,112	5,857	7,802	5,641
Germany.....	56,638	48,878				Germany.....	785				
Italy.....	61,658	47,960	26,220	40,434	17,820	Italy.....	1,092	760	824	1,048	789
Sweden.....	41,000	41,000				Sweden.....	813				
United States.....	2,005,875	1,745,749	2,631,007	3,434,546	2,876,741	United States.....	17,895	19,272	38,454	51,753	65,549
Total.....	2,825,958	2,561,440	3,910,937	4,080,818	3,171,616	Total.....	28,768	27,882	51,525	61,462	71,979
RECAPITULATION.						RECAPITULATION.					
British Empire.....	458,176	267,823	813,467	50,878		British Empire.....	7,106	3,925	6,390	859	
Foreign Countries.....	2,367,782	2,293,617	3,097,470	4,029,940	3,171,616	Foreign Countries.....	21,562	23,957	45,135	60,603	71,979

OXIDE OF COBALT, TIN AND COPPER, N.O.P.—COLOURS, METALLIC. (Free.)

United Kingdom.....	24,691	Lb.	500	Lb.	476	United Kingdom.....	7,646	\$	271	\$	261
Germany.....	10,319	6,835				Germany.....	3,439	5,339			
United States.....	249,022	147,106	284,323	142,515	109,834	United States.....	54,009	51,263	107,692	74,298	53,269
Total.....	284,032	154,031	284,823	142,991	125,514	Total.....	65,105	56,602	107,993	74,559	65,203
RECAPITULATION.						RECAPITULATION.					
British Empire.....	24,691	6,835	500	476		British Empire.....	7,646	5,339	271	261	
Foreign Countries.....	259,341	147,106	284,323	142,515	109,834	Foreign Countries.....	57,519	51,263	107,692	74,298	53,269

No. 19—Imports for Consumption, by Articles and Countries, during Fiscal Years ended March 31, 1915-1919—*Con.*

Imported from—	1915	1916	1917	1918	1919	Imported from—	1915	1916	1917	1918	1919	
PAINTS AND VARNISHES—Continued.												
OXIDES, FINE PIGMENTS, FILLERS AND COLOURS, DRY, N.O.P. (Dutiable.)												
United Kingdom.....	Lb.	1,173,736	Lb.	1,034,942	Lb.	1,049,727	Lb.	545,429	Lb.	117,631	\$	69,741
France.....		417		393		219		75		159		104
Germany.....		35,284								3,355		4,315
Italy.....										2		
Japan.....		12		1,028		11		135				28
Netherlands.....		680		1,689		8,927		7,834				812
Switzerland.....												69
United States.....		5,591,378		4,134,934		4,437,949		4,729,808		4,848,579		171,749
Total.....		6,711,507		5,173,090		5,496,224		4,983,281		4,999,708		237,190
RECAPITULATION.												
British Empire.....	Lb.	1,173,736	Lb.	1,034,942	Lb.	1,049,727	Lb.	545,429	Lb.	117,631	\$	69,741
Foreign Countries.....		5,537,771		4,138,148		4,446,497		4,737,852		4,832,077		176,449
PAINTS AND VARNISHES AND LACQUERS. (Dutiable.)												
United Kingdom.....	Gal.	677	Gal.	481	Gal.	1,012	Gal.	119	Gal.	269	\$	947
France.....		3,225		3		3		2		1		626
United States.....				3,647		6,110		6,706		13,640		9,857
Total.....		3,902		4,081		7,155		6,827		13,910		10,547
RECAPITULATION.												
British Empire.....	Gal.	677	Gal.	481	Gal.	1,012	Gal.	119	Gal.	269	\$	947
Foreign Countries.....		3,225		3,650		6,143		6,708		13,641		8,533

Imported from—	1915	1916	1917	1918	1919	Imported from—	1915	1916	1917	1918	1919	
PAINTS AND VARNISHES—Continued.												
OXIDES, FINE PIGMENTS, FILLERS AND COLOURS, DRY, N.O.P. (Dutiable.)												
United Kingdom.....	Lb.	1,173,736	Lb.	1,034,942	Lb.	1,049,727	Lb.	545,429	Lb.	117,631	\$	69,741
France.....		417		393		219		75		159		104
Germany.....		35,284								3,355		4,315
Italy.....										2		
Japan.....		12		1,028		11		135				28
Netherlands.....		680		1,689		8,927		7,834				812
Switzerland.....												69
United States.....		5,591,378		4,134,934		4,437,949		4,729,808		4,848,579		171,749
Total.....		6,711,507		5,173,090		5,496,224		4,983,281		4,999,708		237,190
RECAPITULATION.												
British Empire.....	Lb.	1,173,736	Lb.	1,034,942	Lb.	1,049,727	Lb.	545,429	Lb.	117,631	\$	69,741
Foreign Countries.....		5,537,771		4,138,148		4,446,497		4,737,852		4,832,077		176,449
PAINTS AND VARNISHES AND LACQUERS. (Dutiable.)												
United Kingdom.....	Gal.	677	Gal.	481	Gal.	1,012	Gal.	119	Gal.	269	\$	947
France.....		3,225		3		3		2		1		626
United States.....				3,647		6,110		6,706		13,640		9,857
Total.....		3,902		4,081		7,155		6,827		13,910		10,547
RECAPITULATION.												
British Empire.....	Gal.	677	Gal.	481	Gal.	1,012	Gal.	119	Gal.	269	\$	947
Foreign Countries.....		3,225		3,650		6,143		6,708		13,641		8,533

PAINTS AND VARNISHES AND LACQUERS. (Dutiable.)

Imported from—	1915	1916	1917	1918	1919	Imported from—	1915	1916	1917	1918	1919	
PAINTS AND VARNISHES AND LACQUERS. (Dutiable.)												
United Kingdom.....	Lb.	323,525	Lb.	88,412	Lb.	78,643	Lb.	5,152	Lb.	5,152	\$	47,772
Germany.....		7,500		36,448		50,243		123,866		73,622		1,195
United States.....		38,107		118,860		128,886		129,018		73,622		5,841
Total.....		369,132		118,860		128,886		129,018		73,622		54,808
RECAPITULATION.												
United Kingdom.....	Lb.	323,525	Lb.	88,412	Lb.	78,643	Lb.	5,152	Lb.	5,152	\$	47,772
Germany.....		7,500		36,448		50,243		123,866		73,622		1,195
United States.....		38,107		118,860		128,886		129,018		73,622		5,841
Total.....		369,132		118,860		128,886		129,018		73,622		54,808

SESSIONAL PAPER No. 10b

RECAPITULATION.		5,152		73,422		RECAPITULATION.		19,969		2,216	
British Empire		123,866		73,422		British Empire		12,091		47,999	
Foreign Countries		78,643		50,243		Foreign Countries		4,721		32,224	
		88,412		30,448				47,772		7,036	
		325,525		45,007				12,091		2,216	
		30,448						4,721		47,999	
PUTTY. (Dutiable.)											
Lb.		Lb.		Lb.		Lb.		\$		\$	
United Kingdom.....		31,711		4,490		United Kingdom.....		854		369	
United States		6,037		337,287		United States		8,170		16,206	
Total		412,894		341,777		Total		9,024		10,422	
RECAPITULATION.		RECAPITULATION.		RECAPITULATION.		RECAPITULATION.		RECAPITULATION.		RECAPITULATION.	
British Empire		31,711		4,490		British Empire		854		369	
Foreign Countries		6,037		337,287		Foreign Countries		8,170		16,206	
		11,876		365,878				1,004		14,509	
		365,878						16,206		14,509	

ULTRAMARINE BLUE, DRY OR IN PULP. (Free.)

RECAPITULATION.		398,492		398,269		RECAPITULATION.		55,707		86,610	
British Empire		360,631		384,659		British Empire		7,426		2,112	
Foreign Countries		37,861		13,610		Foreign Countries		6,174		84,498	
		31,878 <th colspan="2">37,861 <th colspan="2"></th> <th colspan="2">7,218 <th colspan="2">1,681</th> </th></th>		37,861 <th colspan="2"></th> <th colspan="2">7,218 <th colspan="2">1,681</th> </th>				7,218 <th colspan="2">1,681</th>		1,681	
		412,494 <th colspan="2">360,631 <th colspan="2"></th> <th colspan="2">1,498 <th colspan="2">46,660</th> </th></th>		360,631 <th colspan="2"></th> <th colspan="2">1,498 <th colspan="2">46,660</th> </th>				1,498 <th colspan="2">46,660</th>		46,660	
		115,878 <th colspan="2">11,000 <th colspan="2"></th> <th colspan="2">12,408 <th colspan="2">65,298</th> </th></th>		11,000 <th colspan="2"></th> <th colspan="2">12,408 <th colspan="2">65,298</th> </th>				12,408 <th colspan="2">65,298</th>		65,298	
		253,357 <th colspan="2">350,319 <th colspan="2"></th> <th colspan="2">22,265 <th colspan="2">71,472</th> </th></th>		350,319 <th colspan="2"></th> <th colspan="2">22,265 <th colspan="2">71,472</th> </th>				22,265 <th colspan="2">71,472</th>		71,472	
		412,494 <th colspan="2">398,492 <th colspan="2"></th> <th colspan="2">35,633 <th colspan="2">86,610</th> </th></th>		398,492 <th colspan="2"></th> <th colspan="2">35,633 <th colspan="2">86,610</th> </th>				35,633 <th colspan="2">86,610</th>		86,610	
WHITING, GILDER'S WHITING AND PARS WHITE. (Free.)											
Lb.		Lb.		Lb.		Lb.		\$		\$	
United Kingdom.....		37,861		35,014		United Kingdom.....		3,441		7,426	
France		4,800		33,217		France		7,218		1,681	
Germany		3,217		11,000		Germany		1,498		46,660	
Netherlands		3,129		34,631		Netherlands		407		65,298	
United States		194,220		412,494		United States		12,408		84,498	
Total		351,235		398,492		Total		22,265		86,610	
RECAPITULATION.		RECAPITULATION.		RECAPITULATION.		RECAPITULATION.		RECAPITULATION.		RECAPITULATION.	
British Empire		360,631		384,659		British Empire		7,218		1,681	
Foreign Countries		37,861		13,610		Foreign Countries		15,047		6,174	
		31,878		35,014				3,441		7,426	
		412,494		360,631				32,192		48,341	
		115,878		11,000				32,192		84,498	
		253,357		350,319				35,633		86,610	

WHITING, GILDER'S WHITING AND PARS WHITE. (Free.)

RECAPITULATION.		197,994		133,983		RECAPITULATION.		108,602		111,289	
British Empire		85,365 <th colspan="2">63,315 <th colspan="2">British Empire</th> <th colspan="2">87,887 <th colspan="2">108,602</th> </th></th>		63,315 <th colspan="2">British Empire</th> <th colspan="2">87,887 <th colspan="2">108,602</th> </th>		British Empire		87,887 <th colspan="2">108,602</th>		108,602	
Foreign Countries		90,056 <th colspan="2">90,056 <th colspan="2">Foreign Countries</th> <th colspan="2">34,809 <th colspan="2">80,351 </th></th></th>		90,056 <th colspan="2">Foreign Countries</th> <th colspan="2">34,809 <th colspan="2">80,351 </th></th>		Foreign Countries		34,809 <th colspan="2">80,351 </th>		80,351	
		60,896 <th colspan="2">60,896 <th colspan="2"></th> <th colspan="2">3,489 <th colspan="2">69,432</th> </th></th>		60,896 <th colspan="2"></th> <th colspan="2">3,489 <th colspan="2">69,432</th> </th>				3,489 <th colspan="2">69,432</th>		69,432	
		191,239 <th colspan="2">288,678 <th colspan="2"></th> <th colspan="2">80,929 <th colspan="2">188,953</th> </th></th>		288,678 <th colspan="2"></th> <th colspan="2">80,929 <th colspan="2">188,953</th> </th>				80,929 <th colspan="2">188,953</th>		188,953	
		130,367 <th colspan="2">197,994 <th colspan="2"></th> <th colspan="2">46,117 <th colspan="2">87,887</th> </th></th>		197,994 <th colspan="2"></th> <th colspan="2">46,117 <th colspan="2">87,887</th> </th>				46,117 <th colspan="2">87,887</th>		87,887	
		815 <th colspan="2">85,365 <th colspan="2"></th> <th colspan="2">46,117 <th colspan="2">108,602</th> </th></th>		85,365 <th colspan="2"></th> <th colspan="2">46,117 <th colspan="2">108,602</th> </th>				46,117 <th colspan="2">108,602</th>		108,602	
		440 <th colspan="2">90,056 <th colspan="2"></th> <th colspan="2">34,809 <th colspan="2">80,351</th> </th></th>		90,056 <th colspan="2"></th> <th colspan="2">34,809 <th colspan="2">80,351</th> </th>				34,809 <th colspan="2">80,351</th>		80,351	
		41,096 <th colspan="2">63,315 <th colspan="2"></th> <th colspan="2">34,809 <th colspan="2">80,351</th> </th></th>		63,315 <th colspan="2"></th> <th colspan="2">34,809 <th colspan="2">80,351</th> </th>				34,809 <th colspan="2">80,351</th>		80,351	
		234,166 <th colspan="2">197,298 <th colspan="2"></th> <th colspan="2">80,929 <th colspan="2">188,953</th> </th></th>		197,298 <th colspan="2"></th> <th colspan="2">80,929 <th colspan="2">188,953</th> </th>				80,929 <th colspan="2">188,953</th>		188,953	
RECAPITULATION.											
British Empire		130,367		197,994		British Empire		46,117		87,887	
Foreign Countries		60,872		85,365		Foreign Countries		34,812		108,602	
		188,815		198,622				46,117		111,289	
		45,351		90,056				34,812		80,351	
		60,872		85,365				34,812		80,351	

No. 19.—IMPORTS for Consumption, by Articles and Countries, during Fiscal Years ended March 31, 1915-1919—*Con.*

Imported from—	1915	1916	1917	1918	1919	Imported from—	1915	1916	1917	1918	1919
PAINTS AND VARNISHES—Concluded.											
ZINC WHITE. (Dutiable. (Free under Preferential.))											
United Kingdom.....	1,436,873	813,380	688,655	2,080	1,903	United Kingdom.....	47,086	36,589	70,939		
Newfoundland.....		50				Newfoundland.....		6			727
Belgium.....	606,751		6,380			Belgium.....	19,655		1,040		
Germany.....	1,404,013		640,076			Germany.....	50,268				
Netherlands.....	494,739	287,130	48,825			Netherlands.....	17,414	14,700	62,811		
Spain.....						Spain.....			2,822		
United States.....	5,909,970	10,969,980	13,224,071	15,375,674	16,648,169	United States.....	286,417	775,272	1,202,158	1,231,534	1,392,793
Total.....	9,852,337	12,070,540	14,908,607	15,377,754	16,650,072	Total.....	420,240	826,567	1,339,779	1,435,261	1,393,513
RECAPITULATION.											
British Empire.....	1,436,873	813,430	688,655	2,080	1,903	British Empire.....	47,086	36,585	70,939	727	730
Foreign Countries.....	8,415,464	11,257,110	13,910,952	15,375,674	16,648,169	Foreign Countries.....	373,154	789,972	1,268,840	1,234,534	1,392,793
VARNISH, LACQUERS, JAPANS, JAPAN DRYERS, LIQUID DRYERS AND OIL FINISH, N.O.P. (Dutiable.)											
United Kingdom.....	17,671	12,636	8,808	7,763	2,607	United Kingdom.....	37,880	28,669	20,431		
Austria-Hungary.....	142		251	9	11	Austria-Hungary.....	16				5,861
France.....	89	204				France.....	354	553	787	108	169
Germany.....	46,830	41,145	41,104	37,884	36,919	Germany.....	172	87,408	85,839	73,082	72,009
United States.....						United States.....	86,912				
Total.....	64,736	53,955	50,163	45,656	39,537	Total.....	125,364	116,621	107,057	92,249	78,030
RECAPITULATION.											
British Empire.....	17,671	12,636	8,808	7,763	2,607	British Empire.....	37,880	28,669	20,431	18,159	5,861
Foreign Countries.....	47,065	41,349	41,355	37,893	36,930	Foreign Countries.....	87,484	87,951	86,626	74,090	72,169

No. 19—Imports for Consumption, by Articles and Countries, during Fiscal Years ended March 31, 1915-1919—*Con.*

Imported from—	1915	1916	1917	1918	1919	1915	1916	1917	1918	1919
						Imported from—				
United Kingdom.....			\$ 408					\$ 408		
British West Indies.....			16,331					16,363		
United States.....	2,804	3,781	25,598		31,524					
Total.....	2,804	3,781	25,596		31,524			2,801		3,781
						RECAPITULATION.				
						British Empire.....				408
						Foreign Countries.....				16,363
						Total.....				25,568
										31,524

PEARL, MOTHER OF. (Free.)

PERFUMERY.

ALCOHOLIC PERFUMES AND PERFUMED SPIRITS, BAY RUM, COLOGNE AND LAVENDER WATERS, HAIR, TOOTH AND SKIN WASHES, AND OTHER TOILET PREPARATIONS IN BOTTLES OR FLASKS CONTAINING NOT MORE THAN 4 OUNCES EACH. (Dutiable.)

	Gal.	Gal.	Gal.	Gal.	Gal.	Gal.	Gal.	Gal.	Gal.	Gal.	\$	\$	\$	\$	\$
United Kingdom.....	768	422	672	446	86						9,285	4,947	7,322	6,867	1,880
British West Indies.....	7				36						128	60	176	633	164
Hong Kong.....	11	8	27	58							111			10	
Austria-Hungary.....				1											
China.....		20										103			
Danish West Indies.....		654	1,043	627	283						18,076	10,878	18,983	13,722	8,307
France.....	1,275	23									4,920	151			
Germany.....	477	2										98			
Italy.....															
Japan.....	27	212	551	480	116						129	600	1,753	2,394	1,982
Netherlands.....	13	31	1	13							239	206	31	152	
Sweden.....											53				
Switzerland.....	5	3									42	23			
United States.....	3,484	4,055	3,306	5,422	3,603						28,966	21,364	26,253	28,548	17,250
Total.....	6,085	5,430	5,600	7,047	4,124						61,999	38,376	54,522	52,326	28,892
						RECAPITULATION.									
British Empire.....	784	430	669	504	122						9,472	5,007	7,501	7,500	2,044
Foreign Countries.....	5,301	5,000	4,901	6,543	4,002						52,527	33,369	47,021	44,826	26,848

SESSIONAL PAPER No. 10b

ALCOHOLIC PERFUMES AND PERFUMED SPIRITS, BAY RUM, COLOGNE AND LAVENDER WATERS, HAIR, TOOTH AND SKIN WASHES, AND OTHER TOILET PREPARATIONS IN BOTTLES, FLASKS OR OTHER PACKAGES CONTAINING MORE THAN 4 OUNCES EACH. (Dutiable.)

	Gal.	Gal.	Gal.	Gal.	Gal.	Gal.	\$	\$	\$	\$	\$	\$
United Kingdom.....	249	220	224	218	64		3,358	5,344	5,549	5,332	1,339	
British West Indies.....	35	44	25	44			59	60	45	77		
Barbados.....					3						7	
Hong Kong.....			18	16					38	80		
China.....	107	9	57				153	12	107			
Danish West Indies.....	4,286	2,649	3,231	2,672	1,282		57,042	45,247	62,069	54,963	41,301	
France.....	71						605					
Germany.....	3						16					
Japan.....	7	12		13			54	74		72		
Netherlands.....												
Switzerland.....	917	768	547	843	243		20,551	15,313	14,778	18,926	4,627	
United States.....												
Total.....	5,675	3,702	4,102	3,805	1,501		81,838	69,053	82,556	79,450	47,274	
RECAPITULATION.												
British Empire.....	284	264	297	278	66		3,417	5,404	5,632	5,489	1,346	
Foreign Countries.....	5,391	3,438	3,835	3,528	1,525		78,421	60,649	76,924	73,961	45,928	

HAIR-OIL, TOOTH AND OTHER POWDERS AND WASHES, POMATUMS, PASTES, AND ALL OTHER PERFUMED PREPARATIONS, NON-ALCOHOLIC N.O.P. USED FOR THE HAIR, MOUTH OR SKIN. (Dutiable.)

	\$	\$	\$	\$	\$	\$	\$	\$	\$	\$	\$	\$
United Kingdom.....	40,896	33,111	37,517	46,286	32,037		36	29				
British Oceania—												
Australia.....	105						20					
Hong Kong.....	344	155	307	624	1,398		345,585	343,067	391,986	398,990	272,676	
Austria-Hungary.....	214											
Belgium.....	250											
China.....	7	1	15	69	80		449,578	448,329	531,429	506,014	389,807	
France.....	50,877	69,772	99,341	97,712	70,575							
Germany.....	9,777						41,345	33,266	37,824	46,910	33,435	
Japan.....	1,467	2,190	2,263	2,333	4,035		408,233	415,063	493,005	459,164	347,372	
Total.....												
RECAPITULATION.												
British Empire.....												
Foreign Countries.....												

POMADES, FRENCH OR FLOWER ODOURS, ETC., IMPORTED IN TINS OF NOT LESS THAN TEN POUNDS EACH. (Dutiable.)

	Lb.	Lb.	Lb.	Lb.	Lb.	Lb.	\$	\$	\$	\$	\$	\$
United Kingdom.....	250	400	450	350	999		412	584	646	533	1,656	
France.....		163	500	271	290		230	718	488	245		
United States.....												
Total.....	250	563	959	621	1,199		472	814	1,364	1,021	1,901	
RECAPITULATION.												
British Empire.....												
Foreign Countries.....		563	959	621	1,199		472	814	1,364	1,021	1,901	

SESSIONAL PAPER No. 10b

	88	4	23	Total	110,853	92,966	146,480	160,760	110,523
Hong Kong.....	88								
Austria-Hungary.....	24								
China.....	3								
France.....	1,518	36	133	151					
Germany.....	1,365								
Italy.....	139	44	14	88					
Japan.....	1,912	1,697	1,428	3,808	21,545	13,024	16,082	9,213	5,695
Netherlands.....	115				89,308	79,942	130,398	151,537	104,828
Total									
RECAPITULATION.									
British Empire.....					21,545	13,024	16,082	9,213	5,695
Foreign Countries.....					89,308	79,942	130,398	151,537	104,828

PLANTS AND TREES.

APPLE TREES. (Dutiable.)

	No.	No.	No.	No.	No.	\$	\$	\$	\$	\$
United Kingdom.....	491	306	126	383		101	77	70	133	
Netherlands.....	19	23	15	15		2	1	4		
United States.....	131,911	78,760	77,409	70,200	88,713	14,768	9,888	7,336	7,644	11,007
Total	132,421	79,090	77,550	70,583	88,713	14,871	9,966	7,410	7,777	11,007
RECAPITULATION.										
British Empire.....	491	306	126	383		101	77	70	133	
Foreign Countries.....	131,930	78,784	77,424	70,200	88,713	14,770	9,889	7,310	7,644	11,007

AZALEAS, RHODODENDRONS, POT GROWN LILACS, SEEDLING CARNATION STOCK, ROSE STOCK AND OTHER STOCK FOR GRAFTING, N.O.P., ARAUCARIA, BULBS, COREMS, TUBERS, RHIZOMES AND DORMANT ROOTS, N.O.P., AND ROOTED CARNATION CUTTINGS IN THEIR FIRST YEAR OF INTRODUCTION.

(Free.)

	\$	\$	\$	\$	\$	\$	\$	\$	\$	\$
United Kingdom.....	11,209	3,175	6,884	3,204	4,676	10	7,569	10,416	12,102	5,082
Holland.....	16,406	1	10	106	585	21,339		95	40	
British East Indies—										
India.....			93			165,354	111,665	119,697	87,749	51,076
British Oceania—						36,104	39,043	47,848	47,640	45,504
Australia.....				4				408		
British West Indies.....	2,741	2,211	20							
Hong Kong.....	16,406	516	3,699	5,415	4,006	285,539	196,131	299,509	189,873	124,004
Belgium.....		265	494	40	54					
Brazil.....	1,598	557	1,477	2,497	698					
China.....			2,034	2,497	698					
Colombia.....			1,179	650						
Denmark.....	12,408	19,482	3,451							
France.....	17,784	11,647	14,695	30,376	12,323					
Germany.....	72									
Guatemala.....	46									
Total										
RECAPITULATION.										
British Empire.....						14,110	5,387	10,715	8,729	9,267
Foreign Countries.....						271,429	190,744	198,794	181,141	114,737

No. 19—Imports for Consumption, by Articles and Countries, during Fiscal Years ended March 31, 1915-1919—*Con.*

Imported from—	1915	1916	1917	1918	1919	Imported from—	1915	1916	1917	1918	1919
PLANTS AND TREES—Continued.											
CHERRY TREES. (Dutiable.)											
United Kingdom.....	No. 12	No. 42	No. 17	No. 109	No. 6	United Kingdom.....	\$ 2	\$ 25	\$ 16	\$ 12	\$ 8
France.....	609	43	17	17	35,646	France.....	12,264	5,015	3,363	1,898	5,908
Japan.....	62,383	22,228	23,978	13,118	35,646	Japan.....	12,264	5,015	3,363	1,898	5,908
United States.....	63,395	22,313	23,965	13,265	35,652	United States.....	12,266	5,046	3,379	1,911	5,916
Total.....	127,399	89,206	65,957	136,449	86,910	Total.....	12,266	5,046	3,379	1,911	5,916
RECAPITULATION.											
British Empire.....	12	42	17	109	6	British Empire.....	2	25	16	12	8
Foreign Countries.....	62,383	22,271	23,978	13,265	35,646	Foreign Countries.....	12,264	5,021	3,363	1,911	5,908
CURRENT BUSHES. (Dutiable.)											
United Kingdom.....	No. 30	No. 138	No. 106	No. 106	No. 1	United Kingdom.....	\$ 1	\$ 9	\$ 10	\$ 10	\$ 8
France.....	500	612	612	612	13	France.....	18	20	20	20	296
Netherlands.....	973	3,591	3,591	49,594	30,414	Netherlands.....	1,439	729	601	579	296
United States.....	52,457	7,278	24,203	49,700	30,414	United States.....	1,471	738	624	589	296
Total.....	53,362	7,416	24,203	49,700	30,414	Total.....	1,471	738	624	589	296
RECAPITULATION.											
British Empire.....	30	138	106	106	1	British Empire.....	1	9	10	10	8
Foreign Countries.....	53,332	7,278	24,203	49,594	30,414	Foreign Countries.....	1,470	729	624	579	296
CUT FLOWERS. (Dutiable.)											
United Kingdom.....	\$ 92	\$ 41	\$ 46	\$ 28	\$ 165,277	United Kingdom.....	\$ 92	\$ 69	\$ 46	\$ 100,340	\$ 165,277
Hong Kong.....	17	105	1	56	165,277	Hong Kong.....	97,405	78,747	90,954	100,340	165,277
Belgium.....	569	1	1	1	165,277	Belgium.....	92	69	46	100,340	165,277
France.....	466	1	1	1	165,277	France.....	97,405	78,747	90,954	100,340	165,277
St. Pierre and Miquelon.....	3	7	16	7	165,277	St. Pierre and Miquelon.....	92	69	46	100,340	165,277
Germany.....	95,350	78,634	90,937	100,284	165,277	Germany.....	92	69	46	100,340	165,277
Netherlands.....	95,350	78,634	90,937	100,284	165,277	Netherlands.....	92	69	46	100,340	165,277
United States.....	97,497	78,816	91,001	100,340	165,277	United States.....	92	69	46	100,340	165,277
Total.....	97,497	78,816	91,001	100,340	165,277	Total.....	97,405	78,747	90,954	100,340	165,277

SESSIONAL PAPER No. 10b

FRUIT PLANTS, N.O.P. (Dutiable.)

	No.	No.	No.	No.	No.	No.	No.	No.	No.	No.	\$	\$	\$	\$	\$	\$
United Kingdom.....	240	2,900	200	100	No.	United Kingdom.....	13	81	2	10						
Netherlands.....	241	169	169			Netherlands.....	22	1,636	2	4,308						
United States.....	145,870	210,920	141,472	479,848	496,423	United States.....	2,045	1,715	2	4,308						
Total.....	146,351	213,820	141,832	479,915	496,423	Total.....	2,060	1,717	1,719	4,315						
REGAPPLICACION.						REGAPPLICACION.										
British Empire.....	240	2,900	200	100		British Empire.....	13	81	2	10						
Foreign Countries.....	146,111	210,920	141,632	479,848	496,423	Foreign Countries.....	2,067	1,636	1,717	4,308						

GOOSEBERRY BUSHES. (Dutiable.)

	No.	No.	No.	No.	No.	No.	No.	No.	No.	No.	\$	\$	\$	\$	\$	\$
United Kingdom.....	27,320	37,412	22,605	1,728	No.	United Kingdom.....	964	1,968	1,210	81						
France.....	25	25				France.....	2	165	165	917						
Netherlands.....	100	1,514	1,514			Netherlands.....	7	1,018	782	917						
United States.....	41,143	12,308	20,460	38,140	6,708	United States.....	2,172	1,018	782	917						
Total.....	68,588	49,729	44,999	39,898	6,708	Total.....	3,115	2,986	2,157	998						
REGAPPLICACION.						REGAPPLICACION.										
British Empire.....	27,320	37,412	22,605	1,728		British Empire.....	964	1,968	1,210	81						
Foreign Countries.....	41,268	12,308	22,001	38,170	6,708	Foreign Countries.....	2,151	1,018	917	917						

GRAPE VINES. (Dutiable.)

	No.	No.	No.	No.	No.	No.	No.	No.	No.	No.	\$	\$	\$	\$	\$	\$
United Kingdom.....	12	38	44	12	No.	United Kingdom.....	31	48	93	50						
France.....	388	30,464	8,629	16,835		France.....	44	655	314	400						
United States.....	89,126	30,464	8,629	16,835	9,430	United States.....	2,299	655	314	400						
Total.....	89,526	30,502	8,673	16,848	9,430	Total.....	2,374	703	407	450						
REGAPPLICACION.						REGAPPLICACION.										
British Empire.....	12	38	44	12		British Empire.....	31	48	93	50						
Foreign Countries.....	89,514	30,464	8,629	16,835	9,430	Foreign Countries.....	2,343	655	314	400						

PALMS, FERNS, RUBBER PLANTS (FICUS), GLADIOLI, CANNAS, DAHLIAS AND PEONIES. (Dutiable.)

	\$	\$	\$	\$	\$	\$	\$	\$	\$	\$	\$	\$	\$	\$	\$	\$
United Kingdom.....	1,509	646	1,301	1,134	1,055	United Kingdom.....	58	21,963	21,963	41,377						
British West Indies.....	25	25				British West Indies.....		13,579	13,579	21,963						
Hong Kong.....						Hong Kong.....										
Belgium.....	8,695	1,604	163	24	318	Belgium.....	37,496	23,633	30,393	33,021						
France.....	40	420	298	112		France.....										
Germany.....	58					Germany.....										
Japan.....	315	21	86	26		Japan.....										
Netherlands.....	6,976	7,280	6,579	2,092	1,619	Netherlands.....										
Total.....	1,509	646	1,301	1,134	1,055	Total.....	1,509	671	1,304	1,158						
REGAPPLICACION.						REGAPPLICACION.										
British Empire.....	1,509	646	1,301	1,134	1,055	British Empire.....	35,807	22,962	29,059	31,863						
Foreign Countries.....						Foreign Countries.....										

No. 19—Imports for Consumption, by Articles and Countries, during Fiscal Years ended March 31, 1915-1919—*Con.*

Imported from—	1915	1916	1917	1918	1919	Imported from—	1915	1916	1917	1918	1919
PLANTS AND TREES—Continued.											
PEACH TREES AND JUNE BUDDS. (Datiabie.)											
United Kingdom.....	No. 15	No.	No. 10	No. 2	No. 83	United Kingdom.....	\$ 13	\$	\$	\$ 4	\$ 30
Japan.....	51,489	42,155	40,700	21,665	34,710	Japan.....	4,724	2,796	2,470	1,033	4,820
United States.....	51,504	42,155	40,710	21,672	54,763	United States.....	4,737	2,796	2,496	1,628	4,859
Total.....						Total.....					
RECAPITULATION.											
British Empire.....	15		10	2	83	British Empire.....	13		26	4	30
Foreign Countries.....	51,489	42,155	40,700	21,670	34,710	Foreign Countries.....	4,724	2,796	2,470	1,024	4,820
PEAR TREES. (Datiabie.)											
United Kingdom.....	No. 1021	No. 32	No. 170	No. 103	No.	United Kingdom.....	\$ 154	\$ 26	\$ 76	\$ 42	\$
France.....	23,643	7,965	12,806	13,677	22,113	France.....	4	1,463	1,446	1,476	2,695
United States.....	24,705	7,997	12,976	13,780	22,113	United States.....	3,910	1,489	1,522	1,518	2,695
Total.....						Total.....					
RECAPITULATION.											
British Empire.....	1,021	32	170	103		British Empire.....	154	26	76	42	
Foreign Countries.....	23,684	7,965	12,806	13,677	22,113	Foreign Countries.....	3,756	1,463	1,446	1,476	2,695
PLUM TREES. (Datiabie.)											
United Kingdom.....	No. 71	No. 5	No.	No. 8	No.	United Kingdom.....	\$ 24	\$ 4	\$	\$ 4	\$
France.....	49,622	25,686	16,630	29,504	52,338	France.....	16,555	12,161	2,214	3,205	6,872
Netherlands.....	40,693	25,753	16,642	29,512	52,338	Netherlands.....	16,579	12,175	2,215	3,209	6,872
United States.....						United States.....					
Total.....						Total.....					
RECAPITULATION.											
British Empire.....	71	5	16,642	29,504	52,338	British Empire.....	24	4		1	6,872
Foreign Countries.....	49,622	25,748				Foreign Countries.....	16,555	12,171	2,215	3,205	6,872

SESSIONAL PAPER No. 10b

RASPBERRY BUSHES. (Dutiable.)

	No.	No.	No.	No.	No.	No.	No.	No.	No.	\$	\$	\$	\$	\$	\$
United Kingdom.....	73,636	30,862	83,858	70,320	38,145	United Kingdom.....	100	100	100	1,755	1,769	1,768	1	1	5
France.....	150	386	1,912	1,006	1,710	France.....	20	20	21	1,752	1,768	1,768	1	1	1
Netherlands.....	83,081	80,981	93,513	1,006	5,770	Netherlands.....	255,307	186,833	255,307	2,804	2,915	2,915	2,613	2,613	5
United States.....	42,437	82,625	109,329	128,818	126,335	United States.....	255,307	186,833	255,307	2,804	2,915	2,915	2,613	2,613	5
Total.....	200,336	203,854	288,618	203,800	171,978	Total.....	255,307	186,833	255,307	2,915	2,915	2,915	2,619	2,619	5
RECAPITULATION.						RECAPITULATION.									
British Empire.....	73,636	30,862	83,858	70,320	38,145	British Empire.....	100	100	100	1,752	1,768	1,768	1	1	5
Foreign Countries.....	126,700	172,992	204,760	133,480	133,833	Foreign Countries.....	186,913	186,913	255,307	2,915	1,768	1,768	2,614	2,614	5

ROSE BUSHES. (Dutiable.)

	No.	No.	No.	No.	No.	No.	No.	No.	No.	\$	\$	\$	\$	\$	\$
United Kingdom.....	73,636	30,862	83,858	70,320	38,145	United Kingdom.....	100	100	100	4,177	4,177	4,177	7,672	7,672	6,096
France.....	150	386	1,912	1,006	1,710	France.....	21	21	21	60	60	60	221	221	123
Netherlands.....	83,081	80,981	93,513	1,006	5,770	Netherlands.....	31	31	31	3,395	3,395	3,395	91	91	562
United States.....	42,437	82,625	109,329	128,818	126,335	United States.....	432	432	432	7,357	7,357	7,357	11,374	11,374	17,327
Total.....	200,336	203,854	288,618	203,800	171,978	Total.....	432	432	432	14,989	14,989	14,989	19,328	19,328	24,308
RECAPITULATION.						RECAPITULATION.									
British Empire.....	73,636	30,862	83,858	70,320	38,145	British Empire.....	100	100	100	4,177	4,177	4,177	7,672	7,672	6,096
Foreign Countries.....	126,700	172,992	204,760	133,480	133,833	Foreign Countries.....	186,913	186,913	255,307	10,812	10,812	10,812	11,656	11,656	18,212

QUINCE TREES. (Dutiable.)

	No.	No.	No.	No.	No.	No.	No.	No.	No.	\$	\$	\$	\$	\$	\$
United Kingdom.....	133	4,025	172	116	941	United Kingdom.....	138	138	138	303	303	303	20	20	167
France.....	1,704	4,025	172	116	941	France.....	296	296	296	303	303	303	20	20	167
Netherlands.....	1,857	4,025	172	116	941	Netherlands.....	432	432	432	303	303	303	20	20	167
United States.....	1,857	4,025	172	116	941	United States.....	432	432	432	303	303	303	20	20	167
Total.....	1,857	4,025	172	116	941	Total.....	432	432	432	303	303	303	20	20	167
RECAPITULATION.						RECAPITULATION.									
British Empire.....	1,857	4,025	172	116	941	British Empire.....	432	432	432	303	303	303	20	20	167
Foreign Countries.....	1,857	4,025	172	116	941	Foreign Countries.....	432	432	432	303	303	303	20	20	167

SEEDLING STOCK FOR GRAFTING, VIZ., PLUM, PEAR, PEACH AND OTHER FRUIT TREES. (Free.)

	\$	\$	\$	\$	\$	\$	\$	\$	\$	\$	\$	\$	\$	\$	\$
United Kingdom.....	222	2,190	1,806	2,551	3,053	United Kingdom.....	222	222	222	4,582	4,582	4,582	5,413	5,413	10,205
France.....	1,414	2,190	1,806	2,551	3,053	France.....	222	222	222	4,582	4,582	4,582	5,413	5,413	10,205
Netherlands.....	36	30	296	296	7,152	Netherlands.....	222	222	222	4,582	4,582	4,582	5,413	5,413	10,205
United States.....	1,950	2,344	2,939	2,826	7,152	United States.....	222	222	222	4,582	4,582	4,582	5,413	5,413	10,205
Total.....	3,622	4,582	4,844	5,413	10,205	Total.....	3,622	3,622	3,622	4,582	4,582	4,582	5,413	5,413	10,205
RECAPITULATION.						RECAPITULATION.									
British Empire.....	3,622	4,582	4,844	5,413	10,205	British Empire.....	3,622	3,622	3,622	4,582	4,582	4,582	5,413	5,413	10,205
Foreign Countries.....	3,622	4,582	4,844	5,413	10,205	Foreign Countries.....	3,622	3,622	3,622	4,582	4,582	4,582	5,413	5,413	10,205

No. 19—Imports for Consumption, by Articles and Countries, during Fiscal Years ended March 31, 1915-1919—*Con.*

Imported from—	1915	1916	1917	1918	1919	Imported from—	1915	1916	1917	1918	1919
PLANTS AND TREES. Concluded.											
TREES, PLANTS AND SHRUBS KNOWN AS NURSERY STOCK, N.O.P. (Dutiable.)											
United Kingdom.....	\$ 6,223	\$ 3,371	\$ 4,452	\$ 719	\$ 1,684	Sweden.....	\$ 58	\$ 40,202	\$ 45,195	\$ 41,877	\$ 47,107
British West Indies.....	284	18	United States.....	64,974	57,462	66,853	44,946	55,291
Hong Kong.....	67	Total.....	92,601
Norway.....	372	1,693	5,373	RECAPITULATION:					
Belgium.....	2,092	4,305	British Empire.....	6,200	3,492	4,453	737	1,684
France.....	5,474	1,841	Foreign Countries.....	86,211	53,800	62,400	41,170	53,607
Germany.....	200	205	300						
Japan.....	200	19	927						
Netherlands.....	12,613	11,069	11,994						

TREES, N. O. P. (Free.)

United Kingdom.....	\$ 69	\$ 37	RECAPITULATION:					
France.....	283	British Empire.....	2,474	488	1,030	1,842	3,706
Germany.....	3,796	Foreign Countries.....
Netherlands.....	2,122	327	1,069	1,842						
United States.....	3,796						
Total.....	2,474	488	1,097	1,842	3,796						

RECAPITULATION PLANTS AND TREES. (Dutiable and Free.)

United Kingdom.....	\$ 27,591	\$ 13,651	\$ 24,761	\$ 13,065	\$ 13,719	Guatemala.....	\$ 46
Bermuda.....	1	19	186	585	Italy.....	10	7,849	10,808	12,720	5,082
British East Indies—	Japan.....	21,854
India.....	93	Mexico.....	90	15	65	90
British Oceania—	Netherlands.....	191,151	133,617	140,969	90,067	54,181
Australia.....	4	Sweden.....	58
British West Indies.....	2,741	2,523	3,039	5,137	4,006	Switzerland.....	58
Hong Kong.....	United States.....	289,364	218,962	241,065	200,249	309,285
Norway.....	27,274	2,597	657	54	Philippine Islands.....	38	408
Belgium.....	67	2,265	1,477	49	Total.....	601,458	415,775	432,097	419,770	468,893
Brazil.....	557	1,479	650	998	RECAPITULATION:					
China.....	1,598	1,179	British Empire.....	30,399	16,207	28,502	18,140	18,140
Colombia.....	Foreign Countries.....	571,059	399,568	434,915	401,135	450,723
Denmark.....	12,408	19,482	3,151	21,430						
France.....	25,449	16,180	21,942	34,822						
St. Pierre and Miquelon.....	1						
Germany.....	1,719						

SESSIONAL PAPER No. 10b

PLATES, ENGRAVED ON WOOD, STEEL OR OTHER METAL, AND TRANSFERS TAKEN FROM THE SAME, ENGRAVERS' PLATES OF STEEL OR OTHER METAL POLISHED FOR ENGRAVING THEREON. (Dutiable.)

	\$	\$	\$	\$	\$	\$	\$	\$	\$
United Kingdom.....	9,324	5,832	4,525	4,583	8,896	RECAPITULATION:			
China.....	54				
Germany.....	1,014	46,882	53,109	61,392	66,558	British Empire.....			
United States.....	77,701	75,364	Foreign Countries.....			
Total.....	88,039	52,714	63,634	66,229	75,364	9,324	5,832	4,525	8,896
						78,715	46,882	57,109	66,558

POCKET BOOKS, PORTFOLIOS, PURSES, RETICULES, SATCHELS, CARD CASES, FLY BOOKS AND MUSICAL INSTRUMENT CASES. (Dutiable.)

	\$	\$	\$	\$	\$	\$	\$	\$	\$
United Kingdom.....	61,232	27,577	36,198	15,849	8,936	RECAPITULATION:			
British East Indies—				
India.....	5	Japan.....			
Straits Settlements.....	Netherlands.....			
British West Indies.....	Portugal.....			
Jamaica.....	Switzerland.....			
Hong Kong.....	1	111	9	33	24	Turkey.....			
Austria-Hungary.....	1,908	United States.....			
Belgium.....	1,325	Total.....			
China.....	5	6	17	1	46	RECAPITULATION:			
France.....	22,539	6,830	2,455	6,164	6,879	British Empire.....			
Germany.....	32,945	345	Foreign Countries.....			
Italy.....	Total.....			
						3,752	5,000	10,733	9,380
						9	11	74	13
						412
						394,500	420,312	352,983
						370,375	344,380	469,960	381,351
					
						61,253	27,688	33,212	15,909
						369,122	316,692	433,748	365,442

PRECIOUS STONES.

DIAMOND DUST OR BORT AND BLACK DIAMONDS FOR BORERS. (Free.)

	\$	\$	\$	\$	\$	\$	\$	\$	\$
United Kingdom.....	60,683	1,719	571	15,842	RECAPITULATION:			
France.....	147	1,214	1,448				
Netherlands.....	568	British Empire.....			
United States.....	27,942	28,102	61,299	124,556	93,798	Foreign Countries.....			
Total.....	89,183	29,821	62,017	142,612	95,246	60,683	1,719	571	16,842
						28,102	28,102	61,446	95,246

DIAMONDS, UNSET. (Free.)

	\$	\$	\$	\$	\$	\$	\$	\$	\$
United Kingdom.....	1,136,174	671,124	1,439,167	1,224,113	1,202,800	RECAPITULATION:			
British Africa, South.....	13,972	5,569				
Belgium.....	194,242	United States.....			
France.....	48,052	3,345	Total.....			
Germany.....	704	British Empire.....			
Italy.....	903	Foreign Countries.....			
Netherlands.....	167,699	78,866	47,069	Total.....			
						31,694	6,634	284	59
						1,503,440	765,478	1,430,401	1,250,018
						1,450,146	676,633	1,430,167	1,202,800
						443,294	38,845	234	47,128

SESSIONAL PAPER No. 10b

PRIZES:—MEDALS OF GOLD, SILVER OR COPPER AND OTHER METALLIC ARTICLES, ACTUALLY BESTOWED AS TROPHIES OR PRIZES AND RECEIVED AND ACCEPTED AS HONORARY DISTINCTIONS, AND CUPS OR OTHER METALLIC PRIZES WON IN BONA FIDE COMPETITIONS. (Free.)

United Kingdom.....	\$ 4,369	\$ 3,325	\$ 1,206	\$ 746	\$ 2,144	\$	\$	\$	\$
Belgium.....	61	38	2						
France.....	5,196	4,114	3,371	5,433	4,753	4,369	3,325	1,206	746
Japan.....						3,257	4,172	3,545	5,433
United States.....									
Total.....	9,626	7,407	4,751	6,179	7,191				
RECAPITULATION.									
British Empire.....						4,369	3,325	1,206	746
Foreign Countries.....						3,257	4,172	3,545	5,433
Total.....						7,626	7,497	4,751	12,879

PULLEYS, BELT, OF ALL KINDS, FOR POWER TRANSMISSION. (Dutiable.)

United Kingdom.....	\$ 4,500	\$ 949	\$ 3,995	\$ 3,363	\$ 557	\$	\$	\$	\$
Netherlands.....		211	172,499	192,842	184,569	4,500	949	3,995	3,363
United States.....	49,970	82,130	172,499	192,842	184,569	49,970	82,361	172,499	192,842
Total.....	54,470	83,310	176,494	196,205	185,117				
RECAPITULATION.									
British Empire.....						4,500	949	3,995	3,363
Foreign Countries.....						49,970	82,361	172,499	192,842
Total.....						54,470	83,310	176,494	196,205

QUILLS IN THEIR NATURAL STATE OR UNPLUMED. (Free.)

United Kingdom.....	\$ 557	\$ 301	\$ 33	\$ 228	\$ 226	\$	\$	\$	\$
United States.....			502	228	226				
Total.....	557	361	535	228	226				
RECAPITULATION.									
British Empire.....						557	361	33	228
Foreign Countries.....								502	226
Total.....						557	361	33	228

RESIN, TAR, PITCH AND TURPENTINE.
COAL AND PINE PITCH. (Free.)

United Kingdom.....	Gal. 93,398	Gal. 47,405	Gal.	Gal.	Gal.	Gal.	Gal.	Gal.	Gal.	Gal.	\$	\$	\$	\$
Newfoundland.....		29												
United States.....	970,871	477,172												
Total.....	1,064,269	524,597												
RECAPITULATION.														
British Empire.....	93,398	47,435									5,267	2,580		
Foreign Countries.....	970,871	477,172									53,107	29,202		
Total.....											58,374	31,786		
RECAPITULATION.														
British Empire.....											5,267	2,584		
Foreign Countries.....											53,107	29,202		
Total.....											58,374	31,786		

No. 19—Imports for Consumption, by Articles and Countries, during Fiscal Years ended March 31, 1915-1919—*Con.*

Imported from—	1915	1916	1917	1918	1919	Imported from—	1915	1916	1917	1918	1919
RESIN, TAR, PITCH AND TURPENTINE—Continued.											
COAL AND PINE TAR, CRUDE, IN PACKAGES OF NOT LESS THAN 15 GALLONS. (Free.)											
	Gal.	Gal.	Gal.	Gal.	Gal.		\$	\$	\$	\$	\$
United Kingdom.....	14,264	23,835				United Kingdom.....	1,041	2,882			
Germany.....	2,236					Germany.....	331				
United States.....	2,920,562	2,733,618				United States.....	122,633	118,223			
Total.....	2,937,062	2,757,453				Total.....	123,065	121,105			
RECAPITULATION:											
British Empire.....	14,264	23,835				British Empire.....	1,041	2,882			
Foreign Countries.....	2,922,798	2,733,618				Foreign Countries.....	123,024	118,223			

COAL TAR BASE OR SALT (PARANITRANILINE). (Free.)

	Lb.	Lb.	Lb.	Lb.	Lb.		\$	\$	\$	\$	\$
United Kingdom.....	2,350	2,042	24			United Kingdom.....	587	1,656	218		
Germany.....	2,800					Germany.....	502				
United States.....	15,114	21,315	130,257	85,567	87,298	United States.....	2,905	19,307	89,723	54,156	57,961
Total.....	20,264	23,357	130,440	85,567	87,298	Total.....	3,994	21,053	89,941	54,156	57,661
RECAPITULATION:											
British Empire.....	2,350	2,042	24			British Empire.....	587	1,656	218		
Foreign Countries.....	17,914	21,315	130,225	85,567	87,298	Foreign Countries.....	3,407	19,397	89,723	54,156	57,661

RESIN OR ROSIN, IN PACKAGES OF NOT LESS THAN 100 LBS. (Free.)

	Cwt.	Cwt.	Cwt.	Cwt.	Cwt.		\$	\$	\$	\$	\$
United Kingdom.....	11,373	7,021				United Kingdom.....	27,848	26,178	16		
France.....	10					France.....	28				
Germany.....	1					Germany.....	15				
United States.....	240,557	293,605	302,734	305,729	337,099	United States.....	416,710	455,227	659,212	702,431	1,216,508
Total.....	251,941	270,626	302,737	305,729	337,099	Total.....	444,601	481,405	659,228	702,431	1,216,508
RECAPITULATION:											
British Empire.....	11,373	7,021	3			British Empire.....	27,848	26,178	16		
Foreign Countries.....	240,568	263,605	302,734	305,729	337,099	Foreign Countries.....	416,753	455,227	659,212	702,431	1,216,508

SESSIONAL PAPER No. 10b

TAR, COAL, CRUDE, IN PACKAGES OF NOT LESS THAN 15 GALS., AND COAL PITCHEL. (Free.)

	Gal.	Gal.	Gal.	Gal.	Gal.	Gal.	Gal.	Gal.	\$	\$	\$	\$	\$	\$
United Kingdom.....			17,377	15,835								929	574	
Newfoundland.....			80	100	50							20	12	
United States.....			1,783,889	2,241,291	2,045,199							78,210	90,378	117,027
Total.....			1,801,246	2,257,225	2,065,249							79,159	90,964	117,033
RECAPITULATION.														
British Empire.....			17,457	15,935	50							949	586	
Foreign Countries.....			1,783,889	2,241,291	2,025,199							78,210	90,378	117,027

TAR, PINE, CRUDE, IN PACKAGES OF NOT LESS THAN 15 GALS., AND PINE PITCHEL. (Free.)

	Gal.	Gal.	Gal.	Gal.	Gal.	Gal.	Gal.	Gal.	\$	\$	\$	\$	\$	\$
United Kingdom.....			560	40	672							900	55	482
United States.....			188,004	287,297	166,754							28,568	67,269	50,948
Total.....			188,564	287,337	167,426							28,768	67,324	57,430
RECAPITULATION.														
British Empire.....			560	40	672							900	55	482
Foreign Countries.....			188,004	287,297	166,754							28,568	67,269	50,948

TURPENTINE, RAW OR CRUDE. (Free.)

	Lb.	Lb.	Lb.	Lb.	Lb.	Lb.	Lb.	Lb.	\$	\$	\$	\$	\$	\$
United Kingdom.....			978	3,334								343	101	
Russia.....										09				
United States.....			59,473	61,847	59,451							2,331	161	4,284
Total.....			59,473	65,181	59,451							2,674	262	4,284
RECAPITULATION.														
British Empire.....			59,473	65,181	59,451							2,674	262	4,284
Foreign Countries.....												343	101	

TURPENTINE, SPIRITS OF. (Free.)

	Gal.	Gal.	Gal.	Gal.	Gal.	Gal.	Gal.	Gal.	\$	\$	\$	\$	\$	\$
United Kingdom.....			181	5								138	12	
United States.....			904,653	903,131	929,363							501,823	507,959	565,174
Total.....			905,437	908,146	929,363							501,961	507,971	565,174
RECAPITULATION.														
British Empire.....			181	5								138	12	
Foreign Countries.....			904,653	903,131	929,363							501,823	507,959	565,174

SESSIONAL PAPER No. 10b

	144,159	130,531	150,914	186,275	135,673	United States.....	11,176	10,669	16,174	35,692	28,423
United States.....	144,159	130,531	150,914	186,275	135,673	United States.....	11,176	10,669	16,174	35,692	28,423
Total.....	224,964	188,558	197,193	208,560	157,182	Total.....	16,497	14,017	13,938	38,523	31,133
RECAPITULATION.						RECAPITULATION.					
British Empire.....	10,217	17,113	23,194	7,895	9,148	British Empire.....	1,219	1,173	1,453	1,131	1,056
Foreign Countries.....	214,747	171,445	173,944	200,665	148,034	Foreign Countries.....	15,278	12,844	17,485	37,297	30,077

	Lb.	Lb.	Lb.	Lb.	Lb.	United Kingdom.....	\$	\$	\$	\$	\$
United Kingdom.....	Lb.	Lb.	Lb.	Lb.	Lb.	United Kingdom.....	\$	\$	\$	\$	\$
British West Indies.....	1,000	17,600	17,600	20,017	4,746	British West Indies.....	75	75	8	350	350
United States.....	50	20,017	20,017	20,017	4,746	United States.....	75	75	8	3,028	392
Total.....	1,000	37,617	37,617	47,746	4,746	Total.....	75	75	8	3,378	392
RECAPITULATION.						RECAPITULATION.					
British Empire.....	1,000	17,600	17,600	20,017	4,746	British Empire.....	75	75	8	350	350
Foreign Countries.....						Foreign Countries.....				3,028	392

ANNATTO. (Free.)

BEANS (SEED) FROM UNITED KINGDOM. (Free.)

	Lb.	Lb.	Lb.	Lb.	Lb.	United Kingdom.....	\$	\$	\$	\$	\$
United Kingdom.....	Lb.	Lb.	Lb.	Lb.	Lb.	United Kingdom.....	\$	\$	\$	\$	\$
Total.....	17,993	26,693	22,999	7,349	6,085	Total.....	1,513	2,548	2,129	1,938	1,305
RECAPITULATION.						RECAPITULATION.					
British Empire.....	17,993	26,693	22,999	7,349	6,085	British Empire.....	1,513	2,548	2,129	1,938	1,305
Foreign Countries.....						Foreign Countries.....					

BEET AND MANGOLD. (Free.)

	Lb.	Lb.	Lb.	Lb.	Lb.	United Kingdom.....	\$	\$	\$	\$	\$
United Kingdom.....	Lb.	Lb.	Lb.	Lb.	Lb.	United Kingdom.....	\$	\$	\$	\$	\$
Total.....	1,050,060	636,797	891,677	160,408	514,354	Total.....	90,413	74,193	163,362	48,005	177,379
RECAPITULATION.						RECAPITULATION.					
British Empire.....	210,843	93,498	89,836	53,290	83,077	British Empire.....	15,209	8,171	11,322	12,566	28,843
Foreign Countries.....	845,217	543,299	801,841	107,118	431,277	Foreign Countries.....	75,204	66,022	152,040	35,439	148,536

	Lb.	Lb.	Lb.	Lb.	Lb.	United Kingdom.....	\$	\$	\$	\$	\$
United Kingdom.....	Lb.	Lb.	Lb.	Lb.	Lb.	United Kingdom.....	\$	\$	\$	\$	\$
Denmark.....	3,897	11,352	700	48	48	Denmark.....	8,171	8,171	33	274	274
France.....	316,636	103,133	39,721	59,327	18,005	France.....	7,778	7,778	6,431	18,967	8,392
Germany.....	852	19				Germany.....	78	78			
Japan.....	56	19				Japan.....	5	5			
Netherlands.....	101,830	13,647			112	Netherlands.....	984	984			50
Sweden.....	200					Sweden.....	11	11			
United States.....	419,746	414,943	762,020	47,791	412,652	United States.....	44,121	55,925	145,576	16,472	139,910
Total.....	1,050,060	636,797	891,677	160,408	514,354	Total.....	90,413	74,193	163,362	48,005	177,379
RECAPITULATION.						RECAPITULATION.					
British Empire.....	210,843	93,498	89,836	53,290	83,077	British Empire.....	15,209	8,171	11,322	12,566	28,843
Foreign Countries.....	845,217	543,299	801,841	107,118	431,277	Foreign Countries.....	75,204	66,022	152,040	35,439	148,536

No. 19—Imports for Consumption, by Articles and Countries, during Fiscal Years ended March 31, 1915-1919—Con.

Imported from—	1915	1916	1917	1918	1919	Imported from—	1915	1916	1917	1918	1919
SEEDS—Continued.											
CARROT. (Free)											
United Kingdom	Lb. 4,636	Lb. 5,651	Lb. 5,137	Lb. 1,761	Lb. 4,209	United Kingdom	\$ 1,074	\$ 1,677	\$ 1,880	\$ 1,170	\$ 4,024
Denmark	10,226	1,394	6,194	3,431	555	Denmark	2,187	427	2,567	1,316	1,166
France	19,913	9,478	6,194	3,431	555	France	2,784	2,846	2,567	1,316	1,166
Germany	213	196	16,890	41,979	70,922	Germany	89	89	89	89	89
Netherlands	19,147	16,890	28,579	41,979	70,922	Netherlands	49	5,161	9,168	16,479	28,919
United States	35,091	33,413	39,870	47,171	75,886	United States	5,868	10,111	13,615	18,956	34,100
Total	4,636	5,651	5,137	1,761	4,209	Total	1,074	1,677	1,880	1,170	4,024
RECAPITULATION.											
British Empire	39,455	27,702	34,733	45,419	71,377	British Empire	8,597	8,434	11,735	17,736	30,676
Foreign Countries						Foreign Countries					
CLOVER. (Dutiable)											
United Kingdom	\$	\$	\$	\$	\$	United Kingdom	\$	\$	\$	\$	\$
United States						United States					
Total						Total					
RECAPITULATION.											
British Empire	348,685	318,685	318,685	318,685	318,685	British Empire	1,439,087	1,872,467	1,140,644	1,192,871	348,685
Foreign Countries						Foreign Countries					
Total						Total	1,439,087	1,872,467	1,140,644	1,192,871	348,685
CLOVER AND TIMOTHY. (Dutiable)											
United Kingdom	\$ 153,486	\$ 159,511	\$ 10,372	\$	\$	United States	\$ 1,614,029	\$ 2,044,021	\$ 1,152,325	\$ 1,193,080	\$
British Oceania						British Oceania					
Australia		10	1,392	209	209	Australia					
New Zealand	788	10	1,392	209	209	New Zealand					
Hong Kong			7			Hong Kong					
France		132				France					
Japan	436	11,187				Japan	154,254	159,521	11,681	209	
Netherlands	252	714				Netherlands	1,439,755	1,884,509	1,140,641	1,192,871	
United States						United States					
Total						Total					
RECAPITULATION.											
British Empire	153,486	159,511	10,372	209	209	British Empire	1,614,029	2,044,021	1,152,325	1,193,080	348,685
Foreign Countries						Foreign Countries					
Total	153,486	159,511	10,372	209	209	Total	1,614,029	2,044,021	1,152,325	1,193,080	348,685
FLAXSEED. (Dutiable)											
United Kingdom	Bush. 24,661	Bush. 272	Bush. 180	Bush. 257	Bush. 1,473	United Kingdom	\$ 30,579	\$ 335	\$ 355	\$ 456	\$ 5,005
Argentine Republic						Argentine Republic					
Japan						Japan					
Netherlands		193	679			Netherlands			4,400		
Russia	9					Russia	13				
Total	24,661	272	180	257	1,473	Total	30,579	335	355	456	5,005

SESSIONAL PAPER No. 10b

United States	212	62,430	155	4,331	10,187	353	65,140	427	22,293	116,118
Total	221	77,556	1,005	4,638	17,660	366	96,941	5,182	22,749	121,213
RECAPITULATION.										
British Empire	221	77,556	1,005	4,638	17,660	366	96,941	5,182	22,749	121,213
Foreign Countries										

GARDEN, FIELD AND OTHER SEEDS FOR AGRICULTURAL OR OTHER PURPOSES, N.O.P., SUNFLOWER, CANARY, HEMP AND MILLET SEEDS, WHEN IN PACKAGES WEIGHING ONE POUND EACH OR LESS. (Datable.)

United Kingdom	\$ 12,565	\$ 10,087	\$ 10,477	\$ 7,770	\$ 9,668	\$ 303	\$ 214	\$ 43	\$ 48
Hong Kong	66	1	13	9	31	14,629	6,603	11,504	10,606
China		23							
Denmark	182	499	20	547	46	28,263	17,465	22,600	18,583
France	105		451		454				
Germany	359								
Italy	27	38	92	161	229				
Japan									
Total									
RECAPITULATION.									
British Empire						12,571	10,088	10,490	7,779
Foreign Countries						15,692	7,377	12,110	10,804

GARDEN, FIELD AND OTHER SEEDS FOR AGRICULTURAL OR OTHER PURPOSES, N.O.P., SUNFLOWER, CANARY, HEMP AND MILLET SEEDS, WHEN IN PACKAGES WEIGHING OVER ONE POUND EACH. (Datable.)

United Kingdom	\$ 43,066	\$ 26,306	\$ 24,783	\$ 11,943	\$ 31,913	\$ 10,942	\$ 27,232	\$ 4,898	\$ 2,719	\$ 1,043
British Columbia						9,238	4,547	1,108		7,038
Australia			37	883	474	294				563
New Zealand	6,024	1,563	811	1,108	3,048	236	1,370	5,004	4,873	3,589
British West Indies			9							
Hong Kong	6,878	5,883	6,490	7,339	11,781	327,037	227,403	265,192	368,732	531,863
Argentina Republic										
China	455	109	2,047	16	1,340	415,797	313,323	318,775	405,112	605,445
Denmark	4,300	5,936	4,701	1,217	13,991					
France	4,756	6,495	3,284	6,294	8,798					
Germany	236									
Italy	1,355	95								
Total										
RECAPITULATION.										
British Empire						56,868	33,491	32,034	21,273	37,219
Foreign Countries						388,929	279,832	286,741	383,839	568,276

GARDEN AND FIELD SEEDS NOT SPECIFIED AS FREE, VALUED AT NOT LESS THAN \$5 PER POUND, IN PACKAGES OF NOT LESS THAN ONE OZ. EACH. (Datable.)

United Kingdom	\$ 86	\$ 630	\$ 550	\$ 972	\$ 831	\$	\$	\$	\$
Hong Kong			6	16	22				
Denmark									
France	37	492	655	729	432				
Netherlands	224	1,209	5,188	6,957	4,365	86	630	556	988
United States						261	1,718	6,036	7,686
Total	347	2,348	6,592	8,674	5,703				

No. 19—Imports for Consumption, by Articles and Countries, during Fiscal Years ended March 31, 1915-1919—Con.

Imported from—	1915	1916	1917	1918	1919	Imported from—	1915	1916	1917	1918	1919
SEEDS—Concluded.											
MUSHROOM SPAWN. (Free.)											
United Kingdom.....	\$ 1,214	\$ 631	\$ 783	\$ 246	\$ 341	RECAPITULATION.	\$	\$	\$	\$	\$
France.....	129	14	6	11	11	British Empire.....	1,214	631	783	246	2,209
United States.....	2,847	1,546	1,829	1,650	2,198	Foreign Countries.....	2,501	1,666	1,835	1,650	341
Total.....	3,775	2,297	2,618	1,806	2,550						
MUSTARD SEED. (Free.)											
United Kingdom.....	Lb. 40,248	Lb. 7,135	Lb. 3,172	Lb. 61	Lb. 3	United Kingdom.....	\$ 2,209	\$ 558	\$ 400	\$ 8	\$ 1
Hong Kong.....	1,190	7	4	264	26	France.....	74			119	25
Japan.....	12,100	39,938	305,328	245,191	278,123	Japan.....	766	1	2		
Netherlands.....	153,536	47,073	308,504	245,516	278,152	Netherlands.....	7,095	3,708	13,054	13,883	18,849
United States.....	207,081	7,135	3,172	325	29	United States.....	10,145	4,266	13,356	14,010	18,875
Total.....	40,248	166,833	305,332	245,191	278,123	Total.....	2,209	558	400	127	26
RECAPITULATION.						RECAPITULATION.	2,209	558	400	127	26
British Empire.....						British Empire.....	7,956	3,708	13,056	13,883	18,847
Foreign Countries.....						Foreign Countries.....					
PEASE (SEED) FROM UNITED KINGDOM. (Free.)											
United Kingdom.....	Lb. 53,714	Lb. 90,703	Lb. 39,841	Lb. 2,929	Lb. 6,136	United Kingdom.....	\$ 4,707	\$ 5,959	\$ 3,358	\$ 490	\$ 1,510
Total.....	53,714	90,703	39,841	2,929	6,136	Total.....	4,707	5,959	3,358	490	1,510
RECAPITULATION.						RECAPITULATION.					
British Empire.....	53,714	90,703	39,841	2,929	6,136	British Empire.....	4,707	5,959	3,358	490	1,510
Foreign Countries.....						Foreign Countries.....					
RAPE SEED (SOWING). (Free.)											
United Kingdom.....	Lb. 96,443	Lb. 27,424	Lb. 19,814	Lb. 5,236	Lb. 25	United Kingdom.....	\$ 3,825	\$ 1,484	\$ 1,491	\$ 533	\$ 4
British Oceania—						British Oceania—					
Australia.....	3					Australia.....	3				
France.....	3,037	55,000	82,117	177	288	France.....	106	2,888	4,186	29	101
Japan.....	114,636					Japan.....	106	10			
Netherlands.....						Netherlands.....	5,686				

SESSIONAL PAPER No. 106

Spain.....	224	283,832	11,374	22,439	13,816	24,229
United States.....	171,813	144,545	22,904	20,830	19,513	14,146
Total.....	396,832	404,550	5,828	1,484	583	24,335
RECAPITULATION:						
British Empire.....	96,446	27,424	17,106	1,484	1,401	4
Foreign Countries.....	290,386	437,126		25,346	18,022	24,331

TIMOTHY. (Datable.)

United Kingdom.....	\$	\$	\$	\$	\$	\$
United States.....						
Total.....						543,630
RECAPITULATION:						
British Empire.....						
Foreign Countries.....						543,630

TURNIP SEED. (Free.)

United Kingdom.....	Lb.	Lb.	Lb.	\$	\$	\$	\$
Hong Kong.....	1,393,260	127,259	284,726	107,831	21,550	50,842	94,890
Denmark.....	50	204	204	9	41	83	263
France.....	1,880	473	300	213	502	491	210
Germany.....	9,468	4,823	1,757	722	502	491	187
Japan.....	61			9			83
Netherlands.....	49	72	4	32	19	1	1
Sweden.....	449,698	628		31,434	66		
United States.....	72,347	17,000	4,688	77	2,965	1,384	3,074
Total.....	1,927,313	150,855	291,379	146,571	25,143	52,801	98,152
RECAPITULATION:							
British Empire.....	1,393,310	127,250	284,930	107,840	21,550	50,925	94,890
Foreign Countries.....	534,003	23,596	6,449	38,731	3,593	1,876	3,262

RECAPITULATION—SEEDS. (Datable and Free.)

United Kingdom.....	\$	\$	\$	\$	\$	\$	\$
British Oceania—							
Australia.....	350,844	240,285	119,833	11,559	38,835	9,534	3,357
New Zealand.....	3	10	37	89	7,772	6,134	
British West Indies.....	6,812	1,993	2,116	57,405	4,370	5,114	
Hong Kong.....	84	84		307	4,370		
Newfoundland.....	6,953	5,384	6,516	236			
Argentina Republic.....		34,134		88			
China.....	455	222		1,889,285	2,275,244	1,623,964	1,704,802
Denmark.....	5,595	7,734	4,754	236			
France.....	32,646	23,575	15,196	2,364,998	2,639,537	1,795,272	1,887,697
French Africa.....	900						
Germany.....	1,711	95					
Total.....				2,364,998	2,639,537	1,795,272	1,887,697
RECAPITULATION:							
British Empire.....	364,612	247,556	128,502	384,612	247,556	128,502	143,690
Foreign Countries.....	2,000,386	2,391,981	1,666,770	2,000,386	2,391,981	1,666,770	1,744,007
Total.....							
British Empire.....							
Foreign Countries.....							1,884,236

SESSIONAL PAPER No. 10b

SOYA BEANS AND SOYA BEAN CAKE, FOR USE IN THE MANUFACTURE OF CATTLE FOOD AND OF FERTILIZERS. (Free.)

	Cwt.	Cwt.	Cwt.	Cwt.	Cwt.	Cwt.	Cwt.	\$	\$	\$	\$	\$	\$
United Kingdom.....	2,206	2,674	8,400	2,013	2,013	2,013	2,013	2,013	2,013	2,013	2,013	2,013	2,013
Japan.....		802		12,574				2,030	3,080	10,537	1,440	20,674	4,750
United States.....			802										
Total.....	2,206	2,674	9,322	12,574	2,013			2,030	3,080	11,986		20,674	4,750
RECAPITULATION.													
British Empire.....	2,206	2,674	9,322	12,574	2,013			2,030	3,080	11,986		20,674	4,750
Foreign Countries.....													

SPECIMENS, MODELS AND WALL DIAGRAMS FOR ILLUSTRATION OF NATURAL HISTORY FOR UNIVERSITIES AND PUBLIC MUSEUMS. (Free.)

	\$	\$	\$	\$	\$	\$	\$	\$	\$	\$	\$	\$	\$
United Kingdom.....	852	245											
British Africa, South.....		400											
China.....													
United States.....	6,232	962	1,671	1,626	1,926	1,926	1,926	852	245	400	400	1,562	1,965
Alaska.....				20				6,232	962	1,671			
Total.....	7,084	1,207	2,071	1,562	1,987			6,232	962	1,671		1,562	1,965
RECAPITULATION.													
British Empire.....	7,084	1,207	2,071	1,562	1,987			6,232	962	1,671		1,562	1,965
Foreign Countries.....													

SPONGES OF MARINE PRODUCTION. (Dutiable.)

	\$	\$	\$	\$	\$	\$	\$	\$	\$	\$	\$	\$	\$
United Kingdom.....	7,622	8,157	10,115										
British West Indies.....	1,520	3,678	9,071										
Barbados.....													
Jamaica.....													
Trinidad and Tobago.....													
Other.....	566												
Cuba.....	370	287	2										
France.....	4												
Germany.....													
Greece.....	310	2,002	580	13									
Total.....	10,422							72,928	62,094	70,587		75,043	60,910
RECAPITULATION.													
British Empire.....	10,422							72,928	62,094	70,587		75,043	60,910
Foreign Countries.....													
Japan.....				2,716									
Russia.....				9,438				13	23	3			
United States.....				16,034				62,523	47,947	50,813		49,548	47,739
Total.....	10,422							72,928	62,094	70,587		75,043	60,910
RECAPITULATION.													
British Empire.....	10,422							72,928	62,094	70,587		75,043	60,910
Foreign Countries.....													
Japan.....				2,716									
Russia.....				9,438				13	23	3			
United States.....				16,034				62,523	47,947	50,813		49,548	47,739
Total.....	10,422							72,928	62,094	70,587		75,043	60,910
RECAPITULATION.													
British Empire.....	10,422							72,928	62,094	70,587		75,043	60,910
Foreign Countries.....													
Japan.....				2,716									
Russia.....				9,438				13	23	3			
United States.....				16,034				62,523	47,947	50,813		49,548	47,739
Total.....	10,422							72,928	62,094	70,587		75,043	60,910
RECAPITULATION.													
British Empire.....	10,422							72,928	62,094	70,587		75,043	60,910
Foreign Countries.....													
Japan.....				2,716									
Russia.....				9,438				13	23	3			
United States.....				16,034				62,523	47,947	50,813		49,548	47,739
Total.....	10,422							72,928	62,094	70,587		75,043	60,910

SPURS AND STILTS, FOR USE IN THE MANUFACTURE OF EARTHENWARE. (Free.)

	\$	\$	\$	\$	\$	\$	\$	\$	\$	\$	\$	\$	\$
United Kingdom.....	288	5	271	383	510								
United States.....		212											
Total.....	288	217	271	383	510			288	212	271		383	510
RECAPITULATION.													
British Empire.....	288	217	271	383	510			288	212	271		383	510
Foreign Countries.....													

No. 19—Imports for Consumption, by Articles and Countries, during Fiscal Years ended March 31, 1915-1919—*Con.*

Imported from—	1915	1916	1917	1918	1919	Imported from—	1915	1916	1917	1918	1919
STARCH, INCLUDING CORN STARCH, POTATO STARCH, POTATO FLOUR AND ALL PREPARATIONS HAVING THE QUALITIES OF STARCH. (Dutiable.)											
United Kingdom.....	Lb. 554,887	Lb. 263,647	Lb. 161,884	Lb. 13,155	Lb.	United Kingdom.....	\$ 25,077	\$ 13,462	\$ 12,766	\$ 1,107	\$
British East Indies—	1,440					British East Indies—	95				
Straits Settlements.....	11,258					Straits Settlements.....	487				
British West Indies.....	80,370					British West Indies.....	2,839	2,081	2,218	2,172	2,052
Hong Kong.....	30,377	64,198	79,502	55,629	31,652	Hong Kong.....	395	292			
Belgium.....	146	5,514	78	98		Belgium.....	18	7	2		
China.....	77,969	838	2,575			China.....	18		102		
France.....	9,628					France.....	1,748	35			
Germany.....	65,014	10,182	8,632	58,838	20,013	Germany.....	1,801	1,058	1,263	4,688	3,396
Japan.....	27,876	9,802				Japan.....	1,551	1,336	850		
Netherlands.....	2,084,968	2,693,711	2,578,105	3,532,410	2,449,291	Netherlands.....	73,064	89,240	98,318	200,806	137,454
United States.....		48				United States.....		16			
Hawaii.....						Hawaii.....					
Total.....	2,916,417	3,066,379	2,831,638	3,694,130	2,541,926	Total.....	106,740	107,437	115,579	208,775	142,902
RECAPITULATION.											
British Empire.....	Lb. 647,955	Lb. 267,845	Lb. 272,446	Lb. 68,754	Lb. 31,652	British Empire.....	\$ 28,498	\$ 15,542	\$ 14,984	\$ 3,279	\$ 2,052
Foreign Countries.....	Lb. 2,268,462	Lb. 2,798,534	Lb. 2,559,192	Lb. 3,591,343	Lb. 2,510,274	Foreign Countries.....	\$ 78,242	\$ 91,894	\$ 100,595	\$ 295,496	\$ 140,850

STONE, MARBLE AND SLATE.

MARBLE.

MARBLE, SAWS OR SAND RUBBED, NOT POLISHED. (Dutiable.)

United Kingdom.....	\$ 1,135	\$ 20	\$ 1,008	\$ 351	\$	United Kingdom.....	\$	\$	\$	\$	\$
Belgium.....	494					Belgium.....					
Italy.....	26,770		3,804	2	3,603	Italy.....					
United States.....	150,374	85,826	92,115	119,981	269,676	United States.....	1,135	20	1,008	351	
Total.....	178,773	85,846	96,927	120,334	213,279	Total.....	177,638	85,856	95,919	119,983	213,279
RECAPITULATION.											
British Empire.....	\$ 1,135	\$ 20	\$ 1,008	\$ 351	\$	British Empire.....	\$	\$	\$	\$	\$
Foreign Countries.....	\$ 177,638	\$ 85,826	\$ 95,919	\$ 119,981	\$ 213,279	Foreign Countries.....	\$ 177,638	\$ 85,856	\$ 95,919	\$ 119,983	\$ 213,279

MARBLE, RUBBED, NOT HAMMERED OR CRIBBELED. (Dutiable.)

United Kingdom.....	\$ 851	\$ 149	\$ 299	\$ 2,507	\$	United Kingdom.....	\$	\$	\$	\$	\$
Belgium.....	851					Belgium.....					
Italy.....	9,515					Italy.....					
United States.....	89,327	23,824	31,867	23,922	51,462	United States.....	104,361	23,983	31,867	24,151	53,960
Alaska.....	4,568					Alaska.....					
Total.....	104,361	23,983	31,867	24,151	53,969	Total.....	104,361	23,983	31,867	24,151	53,960
RECAPITULATION.											
British Empire.....	\$ 851	\$ 149	\$ 299	\$ 2,507	\$	British Empire.....	\$	\$	\$	\$	\$
Foreign Countries.....	\$ 104,361	\$ 23,983	\$ 31,867	\$ 24,151	\$ 53,969	Foreign Countries.....	\$ 104,361	\$ 23,983	\$ 31,867	\$ 24,151	\$ 53,960

SESSIONAL PAPER No. 10b

OTHER MANUFACTURES OF MARBLE. (Dutiable.)

United Kingdom.....	\$ 12,015	\$ 3,167	\$ 2,150	\$ 2,004	\$ 3,219	United States.....	\$ 100,277	\$ 34,934	\$ 40,833	\$ 48,236	\$ 68,217
Belgium.....	2,059	11	110	87	44	Total.....	124,519	38,833	51,162	51,419	72,337
France.....	528	70	8,069	1,092	837	RECAPITULATION.....	12,015	3,167	2,150	2,004	3,219
Germany.....	70	1			10	British Empire.....	112,504	35,666	49,012	49,415	69,118
Italy.....	9,121					Foreign Countries.....					
Japan.....	649										
Sweden.....											

TOTAL MARBLE. (Dutiable.)

United Kingdom.....	\$ 13,150	\$ 3,187	\$ 3,158	\$ 2,355	\$ 3,219	Alaska.....	\$ 4,568	\$	\$	\$	\$
Belgium.....	3,404	11	110	87	44	Total.....	407,553	148,662	179,956	195,404	339,585
France.....	528	70	8,069	1,092	6,957	RECAPITULATION.....	13,150	3,187	3,158	2,355	3,219
Germany.....	45,406	1	11,813	1,323	10	British Empire.....	334,403	145,475	176,798	193,549	336,366
Italy.....	640					Foreign Countries.....					
Japan.....	640										
Sweden.....	339,973	144,594	164,875	192,139	329,355						
United States.....											

SLATE.

MANTLES. (Dutiable.)

United Kingdom.....	\$	\$	\$	\$	\$	RECAPITULATION.....	\$	\$	\$	\$	\$
United States.....	593					British Empire.....					
Total.....	593					Foreign Countries.....	598				

ROOFING SLATES. (Dutiable.)

United Kingdom.....	Square. 1,506	Square. 114	Square. 70	Square. 3,716	Square. 8,141	United Kingdom.....	\$ 10,153	\$ 463	\$ 410	\$	\$
Belgium.....	58	7,063	4,258	3,716	8,141	Belgium.....	266				
United States.....	14,839					United States.....	70,793	32,240	20,045	19,903	47,268
Total.....	16,394	7,207	4,328	3,716	8,141	Total.....	81,212	32,703	20,455	19,903	47,268
RECAPITULATION.....	1,506	114	70	3,716	8,141	British Empire.....	10,153	463	410		
British Empire.....	14,838	7,063	4,258			Foreign Countries.....	71,059	32,240	20,045	19,903	47,268
Foreign Countries.....											

STONE.
BORNSTONES IN BLOCKS, ROUGH OR UNMANUFACTURED, NOT BOUND UP OR PREPARED FOR BINDING INTO MILL-STONES. (Free.)

	No.	No.	No.	No.	No.	\$	\$	\$	\$	\$
United Kingdom.....	172	651	611	1,457	United Kingdom.....					
France.....	2	3	9		France.....	280	1,033	1,197	4,229	
Japan.....	3				Japan.....	14	66			
United States.....	4	175	641	1,457	United States.....	30	1,099	1,197	4,229	
Total.....					Total.....					
RECAPITULATION.					RECAPITULATION.					
British Empire.....	4	175	641	1,457	British Empire.....	300	1,099	1,197	4,229	
Foreign Countries.....					Foreign Countries.....	30				

CHALK, PREPARED. (Dutiable.)

	No.	\$	\$	\$	\$	\$	\$	\$	\$
United Kingdom.....	1,105	857	748	1,018	United Kingdom.....				
Austria-Hungary.....	256				Austria-Hungary.....				
France.....	556	424	292	365	France.....				
Germany.....	1,016				Germany.....				
Japan.....		1			Japan.....				
Netherlands.....	231				Netherlands.....				
United States.....	36,677	43,368	52,333	69,555	United States.....	1,105	857	748	1,256
Total.....	39,841	44,650	53,343	70,938	Total.....	38,738	43,793	52,505	76,304
RECAPITULATION.					RECAPITULATION.				
British Empire.....					British Empire.....				
Foreign Countries.....					Foreign Countries.....				

CHALK, CHINA OR CORNWALL STONE, CLIFF STONE, AND FELDSPAR, FLORESPAR, MAGNESITE, GROUND OR UNGROUND. (Free.)

	\$	\$	\$	\$	\$	\$	\$	\$	\$
United Kingdom.....	16,324	36,006	42,037	72,888	United Kingdom.....				
Newfoundland.....	25			10,143	Newfoundland.....				
France.....	137				France.....				
Germany.....	1,187				Germany.....				
Sweden.....	2,024				Sweden.....				
United States.....	87,541	88,768	116,934	202,383	United States.....	16,349	36,006	42,037	84,914
Total.....	107,298	124,774	158,971	285,419	Total.....	90,889	88,768	116,934	147,510
RECAPITULATION.					RECAPITULATION.				
British Empire.....					British Empire.....				
Foreign Countries.....					Foreign Countries.....				

FLAGSTONE, GRANITE, ROUGH, SAND STONE, AND ALL BUILDING STONE, NOT HAMMERED, SAWN OR CHELLED. (Dutiable.)

	\$	\$	\$	\$	\$	\$	\$	\$	\$
United Kingdom.....	761	47,303	79,250	106,133	United Kingdom.....				
United States.....	73,858	47,303	79,250	106,133	United States.....	761	73,858	79,250	106,133
Total.....	74,619	47,303	79,250	106,133	Total.....	47,303	79,250	106,133	94,359
RECAPITULATION.					RECAPITULATION.				
British Empire.....					British Empire.....				
Foreign Countries.....					Foreign Countries.....				

No. 19—Imports for Consumption, by Articles and Countries, during Fiscal Years ended March 31, 1915-1919—Con.

Imported from—	1915	1916	1917	1918	1919	Imported from—	1915	1916	1917	1918	1919
STONE, MARBLE AND SLATE—Continued.											
FLAGSTONE AND BUILDING STONE, EXCEPT MARBLE OR GRANITE, SAWN ON NOT MORE THAN TWO SIDES. (Dutiable.)											
United Kingdom.....	\$ 1,197	\$ 118	\$ 239	\$ 159	\$	RECAPITULATION,	\$	\$	\$	\$	\$
United States.....	109,515	51,138	36,297	57,223	35,506	British Empire.....	1,197	118	239	159	
Total.....	170,712	51,256	36,826	57,382	35,506	Foreign Countries.....	169,515	51,138	36,597	57,223	35,506
BUILDING STONE OTHER THAN MARBLE OR GRANITE, SAWN ON MORE THAN TWO AND NOT MORE THAN FOUR SIDES. (Dutiable.)											
United Kingdom.....	Cwt. 11,571	Cwt. 2,541	Cwt. 464	Cwt. 4,700	Cwt. 1,839	United Kingdom.....	\$ 3,549	\$ 748	\$ 119	\$ 2,271	\$ 927
United States.....						United States.....					
Total.....	11,571	2,541	464	4,700	1,839	Total.....	3,549	748	149	2,271	927
RECAPITULATION,						RECAPITULATION,					
British Empire.....						British Empire.....					
Foreign Countries.....	11,571	2,541	464	4,700	1,839	Foreign Countries.....	3,549	748	149	2,271	927
BUILDING STONE OTHER THAN MARBLE OR GRANITE, PLANED, TUNED, CUT OR FURTHER MANUFACTURED THAN SAWN ON FOUR SIDES. (Dutiable.)											
United Kingdom.....	Cwt. 18,163	Cwt. 6,331	Cwt. 882	Cwt. 936	Cwt. 111	United Kingdom.....	\$ 19,965	\$ 4,115	\$ 1,338	\$ 987	\$ 263
United States.....						United States.....					
Total.....	18,163	6,331	882	936	111	Total.....	19,965	4,115	1,338	987	263
RECAPITULATION,						RECAPITULATION,					
British Empire.....						British Empire.....					
Foreign Countries.....	18,163	6,331	882	936	111	Foreign Countries.....	19,965	4,115	1,338	987	263
FLINT AND GROUND FLINT STONE. (Free.)											
United Kingdom.....	Cwt. 22	Cwt. 87	Cwt. 36	Cwt. 48	Cwt. 48	United Kingdom.....	\$ 22	\$ 84	\$ 29	\$ 108	\$
Belgium.....	643					Belgium.....	904				
Denmark.....	670	1,624	6,311	2,121		Denmark.....	479	1,511	4,210	1,935	
France.....		1,025	4,786	3,409	3,409	France.....		503	2,497		1,655

No. 19—Imports for Consumption, by Articles and Countries, during Fiscal Years ended March 31, 1915-1919—*Con.*

Imported from—	1915	1916	1917	1918	1919	Imported from—	1915	1916	1917	1918	1919
United Kingdom.....	Ton, 2,949	Ton, 16	Ton, 31	Ton, 29	Ton	United Kingdom.....	\$ 6,757	\$ 76	\$ 79	\$ 94	\$
Hong Kong.....	4,000					Hong Kong.....	5,500		4		
Belgium.....	2,650			7		Belgium.....	4,514			67	
France.....	22	30	19	25	31	France.....	199,017	154	81	137	288
Germany.....	248,441	298,873	242,169	329,407	317,778	Germany.....	215,633	126,981	192,779	315,402	442,287
Japan.....						Japan.....					
United States.....	258,062	208,928	242,159	329,439	317,779	United States.....		127,211	192,943	315,799	442,575
Total.....						Total.....					
RECAPITULATION.						RECAPITULATION.					
British Empire.....	2,949	16	31	29		British Empire.....	6,757	76	82	94	
Foreign Countries.....	255,113	208,912	242,128	329,439	317,779	Foreign Countries.....	209,176	127,135	192,899	315,606	442,575

GRINDSTONES, NOT MOUNTED, AND NOT LESS THAN 36 INCHES IN DIAMETER. (Dutiable.)

United Kingdom.....	\$ 22,412	\$ 28,319	\$ 38,902	\$ 29,866	\$ 37,251	RECAPITULATION.	\$	\$	\$	\$	\$
United States.....	56,317	41,310	69,140	114,628	256,090	United States.....	22,412	28,319	38,902	29,866	37,251
Total.....	78,429	69,629	108,042	171,191	293,241	Foreign Countries.....	56,317	41,310	69,140	114,628	256,090
United Kingdom.....	\$ 970	\$ 1,410	\$ 211	\$ 615	\$ 610	RECAPITULATION.	\$	\$	\$	\$	\$
Hong Kong.....	3	1				United Kingdom.....	973	1,411	241	648	640
Newfoundland.....				2		Foreign Countries.....	14,989	12,043	17,557	18,922	16,979
Japan.....	3		6	5		Total.....					
United States.....	14,986	12,043	17,531	18,917	16,979						
Total.....	15,962	13,154	17,798	19,570	17,619						

GRINDSTONES, N.O.P. (Dutiable.)

SESSIONAL PAPER No. 10b

GYPSUM, CRUDE. (Free.)

	Ton.	Ton.	Ton.	Ton.	Ton.	Ton.	Ton.	\$	\$	\$	\$
United Kingdom	9	2	2	2	2	2	2	91	91	91	23
Hong Kong											
China								6	6	6	
Japan								4	4	4	
United States	3,308	3,019	3,019	3,019	3,019	3,019	3,019	14,236	14,236	14,236	2,048
Total	3,317	3,021	3,021	3,021	3,021	3,021	3,021	14,327	14,327	14,327	2,071
RECAPITULATION.											
British Empire	9	2	2	2	2	2	2	91	91	91	23
Foreign Countries	3,308	3,019	3,019	3,019	3,019	3,019	3,019	14,236	14,236	14,236	2,048

GYPSUM OR PLASTER OF PARIS, GROUND, NOT CALCINED. (Dutiable.)

	Cwt.	Cwt.	Cwt.	Cwt.	Cwt.	Cwt.	Cwt.	\$	\$	\$	\$
United Kingdom	1,640	959	286	662	57	57	57	1,486	489	880	75
Hong Kong	5	9		4				3			7
United States	3,317	2,832	6,981	2,144	2,357	2,357	2,357	1,811	4,452	2,142	3,069
Total	4,971	3,800	7,247	2,806	2,418	2,418	2,418	3,300	4,941	3,022	3,152
RECAPITULATION.											
British Empire	1,654	968	286	662	61	61	61	1,480	489	880	83
Foreign Countries	3,317	2,832	6,981	2,144	2,357	2,357	2,357	1,811	4,452	2,142	3,069

GYPSUM OR PLASTER OF PARIS, CALCINED, AND PREPARED WALL PLASTER. (Dutiable.)

	Cwt.	Cwt.	Cwt.	Cwt.	Cwt.	Cwt.	Cwt.	\$	\$	\$	\$
United Kingdom	217	182	96	61	7	7	7	134	96	62	20
Hong Kong	2	20	11	5				1	16	7	
Germany	800	44,978	78,129	57,179	21,734	21,734	21,734	44,977	14,206	26,720	18,587
United States	126,122	45,180	78,236	57,245	21,741	21,741	21,741	45,302	14,318	26,789	18,607
Total	127,141	45,180	78,236	57,245	21,741	21,741	21,741	45,302	14,318	26,789	18,607
RECAPITULATION.											
British Empire	219	202	107	66	7	7	7	135	162	69	20
Foreign Countries	126,922	44,978	78,129	57,179	21,734	21,734	21,734	45,167	14,206	26,720	18,587

LITHOGRAPHIC STONES, NOT ENGRAVED. (Dutiable.)

	\$	\$	\$	\$	\$	\$	\$	\$	\$	\$	\$
United Kingdom	100										
United States	2,914	1,605	3,135	2,965	4,481	4,481	4,481	2,914	1,605	2,965	4,481
Total	3,014	1,605	3,135	2,965	4,481	4,481	4,481	2,914	1,605	2,965	4,481

No. 19—Imports for Consumption, by Articles and Countries, during Fiscal Years ended March 31, 1915-1919—Con.

Imported from—	1915	1916	1917	1918	1919	Imported from—	1915	1916	1917	1918	1919
United Kingdom	\$ 4,428					REGULATION.	\$	\$	\$	\$	\$
United States		584				British Empire					
Total	4,428	584				Foreign Countries	4,428	584			

STONE, MARBLE AND SLATE—Concluded.
STONE—Concluded.
PAYING BLOCKS (Dutiable.)

REFUSE STONE, NOT SAWS, HAMMERED OR CHISELED, NOR FIT FOR FLAGSTONES, BUILDING STONE OR PAVING. (Free.)

	Ton.	Ton.	Ton.	Ton.	Ton.	Ton.	Ton.	Ton.	Ton.	Ton.	Ton.	\$	\$	\$	\$	\$	\$
United Kingdom	116,732	20	83,778	137,030	173,521	United Kingdom						\$ 75,686	\$ 4	\$ 47,656	\$ 89,351	\$ 112,038	
Newfoundland	12	40				Newfoundland						35	31				
Sweden	12		293,380	365,237	282,389	Sweden						135,655	100,996	127,041	171,438	194,645	
United States	272,774	283,478	293,380	365,237	282,389	United States						211,676	101,031	174,097	260,789	246,683	
Total	389,518	283,538	377,067	502,267	455,910	Total											
REGULATION.						REGULATION.											
British Empire	116,732	60	83,778	137,030	173,521	British Empire						75,686	35	47,656	89,351	112,038	
Foreign Countries	272,786	283,478	293,380	365,237	282,339	Foreign Countries						135,990	100,996	127,041	171,438	194,645	

TALC, GROUND, BOLTED OR PRECIPITATED, NOT FOR TOILET USE. (Free.)

	Cwt.	Cwt.	Cwt.	Cwt.	Cwt.	Cwt.	Cwt.	Cwt.	Cwt.	Cwt.	Cwt.	\$	\$	\$	\$	\$	\$
United Kingdom	1,612					United Kingdom						\$ 2,628					
Italy	100					Italy						116					
United States	6,563	2,509				United States						3,802	1,476				
Total	8,275	2,509				Total						6,546	1,476				
REGULATION.						REGULATION.											
British Empire	1,612					British Empire						2,628					
Foreign Countries	6,663	2,509				Foreign Countries						3,918	1,476				

SESSIONAL PAPER No. 106

Ore and Stone. (Datable.)

	\$	\$	\$	\$	\$	\$	\$	\$	\$	\$	\$	\$
United Kingdom	4,473	2,087	1,817	3,029	466	United States	23,115	37,563	37,563	40,187	44,169	
Hong Kong	56	20	5	19	15	Total	29,098	40,770	10,532	45,485	44,747	
China		2			4	RECAPITULATION.						
France	348	91	136	51		British Empire	4,529	3,007	1,822	3,048	481	
Germany	753		994	1,012	93	Foreign Countries	24,569	37,763	38,710	42,437	44,266	
Italy	154	75	77	64								
Japan	133											
Netherlands	66	2		1,021								

TOTAL STONE. (Datable and Free.)

	\$	\$	\$	\$	\$	\$	\$	\$	\$	\$	\$	\$
United Kingdom	235,100	190,177	167,103	167,835	164,463	Netherlands	297			1,091		
Hong Kong	63	41	27	26	65	Sweden	2,059	644				
Newfoundland	75,711	31	47,656	99,501	112,038	United States	965,063	637,219	862,233	1,285,326	1,434,032	
Austria-Hungary	256					Total	1,298,094	831,155	1,086,315	1,558,644	1,717,091	
Belgium	6,464	2	6		4	RECAPITULATION.						
China		1,511	4,210	1,935		British Empire	310,874	190,249	211,786	297,392	276,566	
Denmark	479	1,298	3,938	1,682	6,972	Foreign Countries	987,220	640,906	871,529	1,291,282	1,440,525	
France	2,341											
Germany	7,971		994	1,042	417							
Italy	2,055	230	168	206								
Japan	235											

RECAPITULATION—STONE, MARBLE AND SLATE. (Datable and Free.)

	\$	\$	\$	\$	\$	\$	\$	\$	\$	\$	\$	\$
United Kingdom	263,523	193,047	171,102	170,510	167,874	Netherlands	314			1,091		
Hong Kong	63	41	27	26	65	Sweden	2,708	644				
Newfoundland	75,711	31	47,656	99,501	112,038	United States	1,474,210	887,041	1,122,350	1,570,839	1,900,416	
Austria-Hungary	256					Alaska	4,568					
Belgium	10,359					Total	1,893,727	1,085,684	1,362,625	1,857,421	2,194,247	
China		2	6	1,935	1	RECAPITULATION						
Denmark	479	1,511	4,210	1,813	6,116	British Empire	339,297	194,019	218,785	270,037	279,377	
France	2,688	1,375	4,038	1,813	777	Foreign Countries	1,554,430	891,675	1,143,840	1,587,384	1,914,270	
Germany	11,156											
Italy	47,461	869	12,807	2,365	6,957							
Japan	235	231	149	341	777							

No. 19—Imports for Consumption, by Articles and Countries, during Fiscal Years ended March 31, 1915-1919—Con.

Imported from—	1915	1916	1917	1918	1919	Imported from—	1915	1916	1917	1918	1919
STRAW. (Durable.)											
United Kingdom.....	Ton.	Ton.	Ton.	Ton.	Ton.	United Kingdom.....	\$	\$	\$	\$	\$
United States.....	198	93	22	200	349	United States.....	2,955	1,187	317	4,028	5,276
Total.....	198	93	22	200	349	Total.....	2,955	1,187	317	4,028	5,276
RECAPITULATION.											
British Empire.....	198	93	22	200	349	British Empire.....	2,955	1,187	317	4,028	5,276
Foreign Countries.....	198	93	22	200	349	Foreign Countries.....	2,955	1,187	317	4,028	5,276
TAPE LINES OF ANY MATERIAL. (Durable.)											
United Kingdom.....	\$	\$	\$	\$	\$	United Kingdom.....	\$	\$	\$	\$	\$
France.....	4,018	1,779	2,080	1,283	1,356	France.....	4,018	1,779	2,080	1,283	1,356
Germany.....	111	32	7	7	7	Germany.....	4,123	2,300	2,803	2,462	4,915
Japan.....	234	7	25	5	4,915	Japan.....	4,018	1,779	2,080	1,283	1,356
United States.....	3,778	2,321	2,778	2,140	4,915	United States.....	4,123	2,300	2,803	2,462	4,915
Total.....	8,141	4,139	4,892	3,745	6,171	Total.....	4,123	2,300	2,803	2,462	4,915
TEASELS. (Free.)											
United Kingdom.....	\$	\$	\$	\$	\$	United Kingdom.....	\$	\$	\$	\$	\$
France.....	5	213	196	288	522	France.....	5	213	196	288	522
United States.....	292	577	224	1,649	356	United States.....	659	577	224	1,649	356
Total.....	457	790	420	1,928	878	Total.....	659	577	224	1,649	356
TEETH, ARTIFICIAL, NOT MOUNTED. (Free.)											
United Kingdom.....	\$	\$	\$	\$	\$	United Kingdom.....	\$	\$	\$	\$	\$
United States.....	12,598	14,900	10,765	5,323	4,015	United States.....	12,598	14,900	10,765	5,323	4,015
Total.....	154,488	175,448	221,784	238,085	296,396	Total.....	154,488	175,448	221,784	238,085	296,396
RECAPITULATION.											
British Empire.....	12,598	14,900	10,765	5,323	4,015	British Empire.....	12,598	14,900	10,765	5,323	4,015
Foreign Countries.....	154,488	175,448	221,784	238,085	296,396	Foreign Countries.....	154,488	175,448	221,784	238,085	296,396

No. 19—Imports for Consumption, by Articles and Countries, during Fiscal Years ended March 31, 1915-1919—*Con.*

Imported from—	1915	1916	1917	1918	1919	Imported from—	1915	1916	1917	1918	1919
United Kingdom.....	\$ 184	\$ 8	\$ 839	\$ 352	\$		\$	\$	\$	\$	\$
Newfoundland.....	2	19									
France.....	22	63	211	286		RECAPITULATION:					
Germany.....	324	304	6,879	7,125	2,925	British Empire.....	184	10	839	352	
United States.....	530	1,077	7,929	7,763	2,925	Foreign Countries.....	346	1,067	7,000	7,411	2,925
Total.....											

TEXTILES Contained
CARPETS—Concluded.

MATS, DOOR OR CARTRIDGE, OTHER THAN METAL, N.O.P. (Dutiable.)

OTHER CARPETS. (Dutiable.)

United Kingdom.....	Yd 540	Yd 1,992	Yd 7,609	Yd 253	Yd	United Kingdom.....	\$ 85	\$ 1,067	\$ 3,444	\$ 221	\$
Japan.....	552	3,281	1,589	4,343		Japan.....		1,491	2,783	3,329	
United States.....		1,841	12,036	5,525	1,352	United States.....	131	795	3,625	2,711	1,011
Total.....	1,092	7,114	24,285	10,123	1,352	Total.....	216	4,353	9,852	6,252	1,011
RECAPITULATION:						RECAPITULATION:					
British Empire.....	540	1,992	7,609	253		British Empire.....	85	1,067	3,444	221	
Foreign Countries.....	552	5,122	16,675	9,870	1,352	Foreign Countries.....	131	2,286	6,408	6,031	1,011

CHURCH VESTMENTS OF ANY MATERIAL. (Dutiable.)

United Kingdom.....	\$ 5,484	\$ 6,903	\$ 2,759	\$ 1,724	\$ 2,789		\$	\$	\$	\$	\$
Austria-Hungary.....	93										
Belgium.....	152					RECAPITULATION:					
France.....	21,619	20,859	18,946	21,031	26,492	British Empire.....	5,484	6,903	2,759	1,724	2,789
Italy.....	1,399		164			Foreign Countries.....	23,451	21,353	21,010	27,386	28,196
Japan.....			19								
Switzerland.....			43								
United States.....	2,188	1,064	1,856	3,018	2,704						
Total.....	30,955	28,916	23,778	29,767	39,985						

SESSIONAL PAPER No. 10b

CLOTH, COATED OR SIZED, FOR MANUFACTURE OF SENSITIZED, BLUE OR BLACK PRINT CLOTH. (Dutiable.)

	Lb.	\$	Lb.	\$	RECAPITULATION.	\$	\$	\$	\$
United Kingdom.....	56,452	2,757	119,616	771	British Empire.....	2,757	1,860	771	894
British East Indies—		3,703	431,510	3,879	Foreign Countries.....	3,703	1,661	3,879	3,739
India.....	125,690		102,746	9,013					
United States.....	101,920		653,872	4,650					
Total.....	283,972	6,400	653,872	13,683					

COIR AND COIR YARN. (Free.)

	Lb.	\$	Lb.	\$	RECAPITULATION.	\$	\$	\$	\$
United Kingdom.....	182,652	9,529	430,532	3,704	United Kingdom.....	3,926	3,282	5,734	7,262
British East Indies—		3,704	67,914		British East Indies—		14,403	16,881	14,881
India.....	125,690		102,746	67,914	India.....	5,903	14,403	16,881	14,881
United States.....	101,920		653,872	4,650	United States.....	3,704	7,257	5,732	4,972
Total.....	283,972	13,233	653,872	13,233	Total.....	13,233	24,942	28,347	27,115

CORDAGE, ROPE AND TWINE.

BINDER TWINE. (Free.)

	Lb.	\$	Lb.	\$	RECAPITULATION.	\$	\$	\$	\$
United Kingdom.....	1,009,890	2,485,373	456,550	22,374,574	United Kingdom.....	86,823	216,915	59,049	59,049
British Empire.....	27,567,140	32,371,795	65,403,081	49,511,950	United States.....	2,651,451	2,770,140	6,881,220	8,563,238
India.....	32,371,795		102,746	67,914	Total.....	2,738,274	2,987,058	6,890,269	8,593,238
United States.....	28,577,030	34,857,168	65,419,631	49,511,980					
Total.....	28,577,030	34,857,168	65,419,631	49,511,980					

BINDER TWINE, ARTICLES FOR THE MANUFACTURE OF. (Free.)

	Lb.	\$	Lb.	\$	RECAPITULATION.	\$	\$	\$	\$
United Kingdom.....	1,009,890	2,485,373	456,550	22,374,574	United Kingdom.....	86,823	216,915	59,049	59,049
British Empire.....	27,567,140	32,371,795	65,403,081	49,511,950	United States.....	2,651,451	2,770,140	6,881,220	8,563,238
India.....	32,371,795		102,746	67,914	Total.....	2,738,274	2,987,058	6,890,269	8,593,238
United States.....	28,577,030	34,857,168	65,419,631	49,511,980					
Total.....	28,577,030	34,857,168	65,419,631	49,511,980					

No. 19—Imports for Consumption, by Articles and Countries, during Fiscal Years ended March 31, 1915-1919—*Con.*

Imported from—	1915	1916	1917	1918	1919	Imported from—	1915	1916	1917	1918	1919
United Kingdom.....	177,121	76,694	64,146	79,808	79,770	United Kingdom.....	21,388	13,426	15,455	23,055	37,630
Hong Kong.....	60	800	4	5,724	35	Hong Kong.....	50	148	2	745	1
Germany.....	74,470	152,965	193,878	148,372	141,072	Germany.....	12,892	21,203	41,543	55,604	58,947
United States.....	251,651	220,459	235,028	233,944	223,886	United States.....	34,339	34,777	61,000	79,404	96,602
Total.....						Total.....					
RECAPITULATION:											
British Empire.....	177,121	77,404	64,146	79,808	79,775	British Empire.....	21,388	13,574	16,455	23,055	37,631
Foreign Countries.....	74,530	152,065	193,882	154,076	141,108	Foreign Countries.....	12,951	21,203	44,545	56,349	58,971

TEXTILES—Continued.

CORDAGE, ROPE AND TWINE—Concluded.
CORDAGE, COTTON OF ALL KINDS. (Dutiable.)

CORDAGE AND TWINES OF ALL KINDS, N.O.F. (Dutiable.)

Imported from—	1915	1916	1917	1918	1919	Imported from—	1915	1916	1917	1918	1919
United Kingdom.....	2,732,410	1,341,312	2,592,073	1,841,244	221,617	United Kingdom.....	277,679	140,792	317,630	296,447	72,868
British East Indies—						British East Indies—					
India.....	886	2,418	896	1,495	1,171	India.....	89	363	199	43	325
British West Indies.....	886	3,110	1,594	237	1,495	British West Indies.....	89	363	199	43	325
Hong Kong.....	2,562	682	300	200	Hong Kong.....	680	358	42	20
Neyland.....	Neyland.....
Austria-Hungary.....	Austria-Hungary.....
France.....	2,446	France.....
Germany.....	7,766	16,150	22,920	Germany.....	125	1,077	3,372	3,801	335
Japan.....	12,870	14,300	1,841	Japan.....	1,065	2,671	4,141
Norway.....	Norway.....
Switzerland.....	Switzerland.....
United States.....	1,386,525	2,420,511	1,879,634	1,311,747	1,305,438	United States.....	177,714	239,742	319,771	284,316	355,781
Total.....	4,136,809	3,792,631	4,415,037	3,179,346	1,530,364	Total.....	457,662	375,174	645,031	584,830	429,309
RECAPITULATION:											
British Empire.....	2,732,405	1,346,840	2,594,863	1,841,679	223,112	British Empire.....	277,708	141,326	317,847	296,510	73,193
Foreign Countries.....	1,403,104	2,445,791	1,910,174	1,337,667	1,307,252	Foreign Countries.....	179,954	233,848	327,184	288,320	356,116

No. 19—Imports for Consumption, by Articles and Countries, during Fiscal Years ended March 31, 1915-1919—*Cont.*

Imported from—	1915	1916	1917	1918	1919	Imported from—	1915	1916	1917	1918	1919
United Kingdom.....	Lb. 7,083	Lb. 1,557	Lb. 1,130	Lb. 290	Lb. 111	United Kingdom.....	\$ 1,035	\$ 247	\$ 290	\$ 65	\$ 37
Hong Kong.....	Hong Kong.....
Austria-Hungary.....	52	Austria-Hungary.....	18
Germany.....	699	Germany.....	51
Japan.....	3,884	5,813	7,388	8,766	3,860	Japan.....	443	709	1,111	1,419	1,264
United States.....	282,208	512,292	594,378	296,265	229,882	United States.....	39,396	52,894	79,862	49,527	51,733
Total.....	294,826	519,667	692,897	275,191	213,886	Total.....	32,653	53,761	81,291	51,011	53,064
RECAPITULATION.											
British Empire.....	Lb. 7,083	Lb. 1,562	Lb. 1,131	Lb. 290	Lb. 111	British Empire.....	\$ 1,035	\$ 248	\$ 291	\$ 65	\$ 37
Foreign Countries.....	287,743	518,105	691,766	275,271	213,775	Foreign Countries.....	31,018	53,513	81,000	50,946	52,927

Clothing—Blouses and Shirtrwaists. (Dutiable.)

Imported from—	1915	1916	1917	1918	1919	Imported from—	1915	1916	1917	1918	1919
United Kingdom.....	\$ 22,590	\$ 7,238	\$ 7,026	\$ 3,815	\$ 1,921	United Kingdom.....	\$ 22,590	\$ 7,238	\$ 7,026	\$ 3,815	\$ 1,921
Belgium.....	836	Belgium.....	167,369	169,024	173,611	160,678	134,608
France.....	3,708	1,196	1,366	1,470	3,774	France.....
Germany.....	1,314	Germany.....
Japan.....	Japan.....
Switzerland.....	17	Switzerland.....
United States.....	161,482	167,828	172,215	159,298	130,516	United States.....	22,590	7,238	7,026	3,815	1,921
Total.....	189,659	176,262	180,637	161,503	136,529	Total.....	167,369	169,024	173,611	160,678	134,608
RECAPITULATION.											
British Empire.....	\$ 22,590	\$ 7,238	\$ 7,026	\$ 3,815	\$ 1,921	British Empire.....	\$ 22,590	\$ 7,238	\$ 7,026	\$ 3,815	\$ 1,921
Foreign Countries.....	167,369	169,024	173,611	160,678	134,608	Foreign Countries.....	144,779	161,786	166,585	156,863	132,687

Clothing—Shawls. (Dutiable.)

Imported from—	1915	1916	1917	1918	1919	Imported from—	1915	1916	1917	1918	1919
United Kingdom.....	\$ 2,301	\$ 978	\$ 8,955	\$ 22,621	\$ 13,036	United Kingdom.....	\$ 2,301	\$ 978	\$ 8,955	\$ 22,621	\$ 13,036
Austria-Hungary.....	362	Austria-Hungary.....
Germany.....	757	Germany.....
Russia.....	744	Russia.....
Switzerland.....	7	Switzerland.....
United States.....	58	328	493	493	1,029	United States.....	2,301	978	8,955	22,621	13,036
Total.....	4,229	1,306	8,955	23,113	15,716	Total.....	1,928	328	8,955	22,621	13,036
RECAPITULATION.											
British Empire.....	\$ 2,301	\$ 978	\$ 8,955	\$ 22,621	\$ 13,036	British Empire.....	\$ 2,301	\$ 978	\$ 8,955	\$ 22,621	\$ 13,036
Foreign Countries.....	1,928	328	493	493	1,029	Foreign Countries.....	1,928	328	493	493	1,029

SESSIONAL PAPER No. 10b

Clothing—Suits. (Dutiable.)

	Dozen.	Dozen.	Dozen.	Dozen.	Dozen.	Dozen.	Dozen.	Dozen.	\$	\$	\$	\$	
United Kingdom.....	16,313	8,514	6,510	2,706					94,555	46,770	42,695	39,080	26,436
British East Indies—													
India.....	2									15			
Hong Kong.....	5	3							31	60		33	
Austria-Hungary.....	643	14			6				4,718	102		34	
China.....													
France.....	80	90	1		2				470	501	11		
Germany.....	171								637				
Japan.....	106	158	427	3,569	2,704				565	652	1,707	7,966	17,610
Portugal.....			1		1						4		
Switzerland.....				503									2,645
United States.....	67,013	70,887	79,050	24,786	58,285				341,568	399,496	491,296	361,746	236,786
Total.....	84,332	79,976	86,879	31,564	67,837				442,555	357,802	415,623	408,808	284,017
REGULATION.													
British Empire.....	16,318	8,525	6,500	2,706	6,866				54,586	46,845	42,695	39,123	26,636
Foreign Countries.....	68,014	71,451	80,379	28,858	60,971				347,969	310,957	402,928	369,746	257,471

Clothing—Socks and Stockings. (Dutiable.)

	Doz. pr.	Doz. pr.	Doz. pr.	Doz. pr.	Doz. pr.	Doz. pr.	Doz. pr.	Doz. pr.	\$	\$	\$	\$	
United Kingdom.....	201,846	98,755	118,304	27,427	84,702				256,360	158,764	266,901	201,600	79,422
Hong Kong.....	56	69	174	116	225				47	48	132	213	154
Newfoundland.....			14								6		
Austria-Hungary.....	147								318				
Belgium.....	729								840				
China.....	50		7						35	3	6		
France.....	830	16	15	30	29				916	160	46	42	145
Germany.....	76,705	614	3,155	28,322	3,792				101,670	698	2,547	4,241	39,837
Japan.....	1,634	2,987							1,208	2,088			
Switzerland.....	627	25							700	10			
United States.....	246,114	580,941	1,151,681	547,510	834,527				276,916	638,497	1,419,273	1,416,308	1,311,325
Total.....	528,738	683,369	1,273,440	603,405	913,442				639,010	809,268	1,688,911	1,622,454	1,431,383
REGULATION.													
British Empire.....	201,902	98,804	118,582	27,513	84,987				256,407	158,812	267,039	201,813	80,076
Foreign Countries.....	326,836	584,565	1,154,858	575,892	828,455				382,603	641,456	1,421,872	1,420,641	1,351,307

Clothing—Undershirts and Drawers. (Dutiable.)

	\$	\$	\$	\$	\$	\$	\$	\$	\$	\$	\$	\$	
United Kingdom.....	15,087	8,134	10,321	19,891	13,417				64,129	101,755	286,312	555,458	371,523
Hong Kong.....			18										
China.....	4,416	6	212	274	4,710				86,651	113,154	309,941	627,863	495,529
France.....	1,011	212											
Germany.....	111	1,298	1,146	12,481	163,894				15,087	8,134	10,312	19,891	13,117
Japan.....	1,904	1,790	2,929	3,749	2,285				71,564	105,029	290,549	601,972	482,412
Switzerland.....													
Total.....													
REGULATION.													
United States.....									64,129	101,755	286,312	555,458	371,523
Foreign Countries.....									86,651	113,154	309,941	627,863	495,529

No. 19—Imports for Consumption, by Articles and Countries, during Fiscal Years ended March 31, 1915-1919—*Con.*

Imported from	1915	1916	1917	1918	1919
United Kingdom	611,706				\$
British East Indies—					\$
India	195				132,259
Hong Kong	60				
China	439				845,844
France	465				
Italy	808				
Japan	78,846				612,021
Portugal	21,095				233,823
United States					
Total					
RECAPITULATION					
British Empire					
Foreign Countries					

TEXTILES—Continued
COTTON—Continued.

DAMASK OF COTTON IN THE PIECE, INCLUDING UNWEAIVED TABLE COTTONS AND NAPKINS OF COTTON. (Datable.)

FABRICS—DUCK, COTTON OR LINES, SEAMLESS, IN RECTANGULAR FORM, FOR THE MANUFACTURE OF HOSE PIPE. (Free.)

	\$	\$	\$	\$	\$
United Kingdom	2,483	125			
United States	57,244	75,170			125
Total	59,727	75,295			125
RECAPITULATION					
British Empire	2,790				125
Foreign Countries	71,635	57,244			75,170

FABRICS—DUCK, GARY OR WHITE, N.O.F., WEAVING OVER 8 OZ. PER SQUARE YARD. (Datable.)

	Yd.	Yd.	Yd.	Yd.	Yd.	\$	\$	\$	\$	\$
United Kingdom	838,241	236,341	703,521			188,150	48,416			354,485
Hong Kong		60				11				
Newfoundland	111									
Austria-Hungary	2,817					12				
Belgium	696					1,271				
France		520				212				237
Norway		1,658,757	2,521,452			83				
United States	1,158,956	1,358,757	2,495,722			390,473	400,229			1,951,077
Total	2,000,791	1,565,708	3,221,983	1,736,213	1,804,290	580,430	538,809			2,306,390
RECAPITULATION										
British Empire	838,222	236,401	703,521	162,987		188,471	48,457			354,485
Foreign Countries	1,162,469	1,359,307	2,521,452	1,736,213	1,804,290	391,959	400,352			1,951,914

SESSIONAL PAPER No. 10b

FABRICS—GREY, UNBLEACHED. (Datable.)

	Yd.	Yd.	Yd.	Yd.	Yd.	Yd.	Yd.	Yd.	Yd.	\$	\$	\$	\$	\$
United Kingdom	7,422,052	5,065,452	4,764,722	8,377,200	1,291,900	465,620	290,899	396,224	643,521	155,835				
Belgium	3,506													
France	3,222													
Germany		398												
Italy			4,410		4,590									
Japan														442
Switzerland	20													
United States	1,812,757	4,348,222	8,070,800	7,865,778	7,609,202	4	316,431	738,569	1,041,172	926,549				
Total	9,249,306	9,413,674	12,840,390	16,243,038	8,212,752	584,219	607,327	1,075,197	1,684,693	1,082,826				
RECAPITULATION:														
British Empire	7,422,052	5,065,452	4,764,722	8,377,200	1,291,900	465,620	290,899	396,224	643,521	155,835				
Foreign Countries	1,820,354	4,348,222	8,075,378	7,865,778	7,019,756	118,599	316,431	738,973	1,041,172	926,991				

FABRICS—JEANS, COTUILLES AND SATEENS, FOR THE MANUFACTURE OF COBSERS AND DRESS STAYS. (Datable.)

	Yd.	Yd.	Yd.	Yd.	Yd.	Yd.	Yd.	Yd.	Yd.	\$	\$	\$	\$	\$
United Kingdom	1,657,967	1,014,699	419,171	172,635	68,276	193,580	124,117	61,335	34,223	17,126				
France	2,780	1,771	747			631	1,335	347						
Germany	1,043	240				981	196							
United States	224,119	498,522	755,696	264,696	293,886	28,449	52,565	84,713	62,826	104,904				
Total	1,882,909	1,515,232	1,155,584	437,331	332,162	223,399	178,214	146,335	97,049	122,030				
RECAPITULATION:														
British Empire	1,657,967	1,014,699	419,171	172,635	68,276	193,580	124,117	61,335	34,223	17,126				
Foreign Countries	224,942	500,533	736,413	264,696	263,886	29,819	54,097	85,000	62,826	104,904				

FABRICS—PRINTED, DYED OR COLOURED, N.O.P. (Datable.)

	Yd.	Yd.	Yd.	Yd.	Yd.	Yd.	Yd.	Yd.	Yd.	\$	\$	\$	\$	\$
United Kingdom	37,170,111	39,075,361	35,420,078	27,449,199	16,331,696	3,614,874	3,165,603	4,870,363	4,839,833	5,016,691				
Hong Kong			605	665	180	91	11	36	215	28				
Austria-Hungary	2,873	162				305								
Belgium	12,387					5,265	178							
France	156,641	42,895	29,197	58,895	28,802	34,104	10,260	4,163	7,265	6,374				
Germany	311,072	1,406				47,424	4,891							
Italy	12,922	52,347	138,893	78,987	12,850	7,594	13,884	56,243	37,191	17,264				
Japan	109,696	498,371	179,973	221,805	519,479	10,985	8,528	16,138	34,723	160,089				
Netherlands		1,835				46								
Switzerland	18,275	14,189	2,138			3,335	2,582	496	888	1,799				
United States	15,215,596	32,224,686	50,227,519	55,704,550	26,819,679	1,580,386	3,189,101	6,259,186	5,889,454	6,999,077				
Total	53,040,296	62,511,579	85,987,459	63,480,984	43,737,679	5,299,899	6,301,448	11,207,129	10,831,069	12,157,316				
RECAPITULATION:														
British Empire	37,170,111	39,075,498	35,420,683	27,449,875	16,331,876	3,614,965	3,165,794	4,870,449	4,840,048	5,016,719				
Foreign Countries	15,870,185	32,436,081	50,566,776	36,031,109	27,415,803	1,684,934	3,235,744	6,336,680	5,991,021	7,140,597				

No. 19—Imports for Consumption, by Articles and Countries, during Fiscal Years ended March 31, 1915-1919—*Con.*

Imported from—	1915	1916	1917	1918	1919	1915	1916	1917	1918	1919
United Kingdom	3,156,244	4,100,447	5,857,432	2,826,605	1,866,061	219,177	274,457	461,717	251,518	320,657
Austria-Hungary	665	150	2,345	4,463	6,637	58	10	113	101	1,022
China	4,191	34,658	2,345	4,463	6,637	191	2,854	113	101	1,022
Japan	96	385,921	599,547	359,955	382,903	9	26,292	36,570	32,036	61,648
Netherlands	24,549	4,523,366	6,340,371	3,182,913	2,555,691	3,062	303,313	501,410	283,753	383,327
Russia	3,185,745	4,523,366	6,340,371	3,182,913	2,555,691	224,447	303,313	501,410	283,753	383,327
United States	3,156,244	4,100,447	5,857,432	2,826,605	1,866,061	219,177	274,457	461,717	251,518	320,657
Total	29,501	422,829	542,942	455,458	389,49	3,290	29,456	34,643	32,247	62,679
RECAPITULATION.										
British Empire	3,156,244	4,100,447	5,857,432	2,826,605	1,866,061	219,177	274,457	461,717	251,518	320,657
Foreign Countries	29,501	422,829	542,942	455,458	389,49	3,290	29,456	34,643	32,247	62,679

FABRICS—UNCOLOURED, BLEACHED, VIZ., STRAINS AND WINDOW STRAINS, CAMBRIC CLOUSES, MUSLIN ACTION CLOUSES, BROADWAYS, COARDS, PICES, DRESS, JEANS, JACONET AND CAMBRIC MUSLINS, AND PRINT, STRIPED OR CHECKED LAWNS (Datable.)

Imported from—	1915	1916	1917	1918	1919	1915	1916	1917	1918	1919
United Kingdom	747,700	576,732	428,659	1,579,996	1,090,816	22,506	17,787	14,818	59,921	52,311
Japan	159	157	162	162	81	31	24	41
Switzerland	320	65,187	213,748	29,676	137,335	84	3,962	14,026	3,187	17,362
United States	118,823	65,187	213,748	29,676	137,335	5,932	3,962	14,026	3,187	17,362
Total	877,983	666,054	572,369	1,880,752	1,136,151	28,233	24,760	28,915	69,108	69,673
RECAPITULATION.										
British Empire	747,700	576,732	428,659	1,579,996	1,090,816	22,506	17,787	14,818	59,921	52,311
Foreign Countries	119,283	65,322	243,710	29,756	135,335	3,727	3,973	14,097	3,187	17,362

No. 19—Imports for Consumption, by Articles and Countries, during Fiscal Years ended March 31, 1915-1919—*Con.*

Import from	1915	1916	1917	1918	1919	1915	1916	1917	1918	1919
TEXTILES—Continued										
COTTON—Continued										
LEVE, WHITE AND CREAM COLORED. (Datable)										
United Kingdom	662,524	638,636	921,617	611,478	687,786	Japan	629	52	1,974	9,728
British East Indies						Netherlands	1,175	258	6	
Bahia		192	116	4	161	Portugal	1,391	18	19	11
Other			4			Switzerland	59,702	111,847	111,006	163,955
British Guiana						United States	26,796	55,749	81,412	177,956
No trade	10	79				Total	818,479	830,973	1,200,649	993,913
Australia	291		36							
Austria-Hungary	2,361	419				RECAPITULATION:				
Belgium	3,361	1,343		8,357	18,151	RECAPITULATION:				
China	27,063	18,061	6,015	39,063	26,512	British Empire	662,524	638,636	921,617	651,182
France	45,726	171	365	1,116	3,190	Foreign Countries	158,888	192,337	278,992	319,822
Germany						Total				
Italy	151	365	365							
LAMBERK. (Datable)										
United Kingdom	5,310	3,424	5,670	5,068	7,046	United Kingdom	183	176	3,610	3,817
Hong Kong					7	China	4,920	4,920	24,899	3,425
Austria-Hungary						Foreign Countries	6,533,418	10,259,610	13,070,007	31,004,891
Czechoslovakia	2	424	212		41	Total	6,533,418	10,259,610	13,070,007	31,004,891
Germany	29,198	23,277	13,854	32,755	61,658	RECAPITULATION:				
United States			19,696	37,823	67,652	British Empire	183	176	3,610	3,817
Total	25,739	27,119	19,696	37,823	67,652	Foreign Countries	6,533,418	10,259,610	13,070,007	31,004,977
RAW WOOL OF OTHER KINDS, NOT DYED. (Free)										
United Kingdom	1,016	1,073	19,319	88,637,141	5,334	United Kingdom	183	176	3,610	3,817
China	31,665	41,665	169,181	27,211	91	China	4,920	4,920	24,899	3,425
Japan						Foreign Countries	6,533,418	10,259,610	13,070,007	31,004,891
United States	73,031,816	96,029,778	87,517,882	88,013,239	111,717,913	Total	6,533,418	10,259,610	13,070,007	31,004,891
Total	73,992,433	97,967,996	87,766,111	88,107,411	111,733,516	RECAPITULATION:				
RECAPITULATION										
British Empire	1,016	1,073	19,319	88,637,141	5,334	British Empire	183	176	3,610	3,817
Foreign Countries	73,031,817	96,966,823	87,717,095	88,037,141	111,718,214	Foreign Countries	6,533,418	10,259,610	13,070,007	31,004,977

SHEETS, BED QUILTS AND PILLOW CASES OF COTTON. (Dutiable.)

	\$	\$	\$	\$	\$	\$	\$	\$	\$
United Kingdom	72,849	525,630	864,216	833,815	271,953	United States	40,340	29,600	230,681
Hong Kong			32	27	40	Total	18,478	5,680	778,155
France				1	196	RECAPITULATION	3,511	2,605	
Italy					1,173	British Empire	2,216	2,239	502,133
Japan					1,398	Foreign Countries	51,449	66,867	276,092
Portugal					790				
Azores and Madeira					131				
Switzerland									

SHEETS, BED QUILTS, PILLOW CASES AND DAMASK IN THE PIECE, INCLUDING UNSORTED TABLE CLOTHS OR NAPKINS. (Dutiable.)

	\$	\$	\$	\$	\$	\$	\$	\$	\$
United Kingdom	72,849	525,630	864,216	833,815	271,953	Japan	40,340	29,600	230,681
British East Indies			32	27	40	North India	18,478	5,680	778,155
India				1	196	Portugal	3,511	2,605	
Straits Settlements					1,173	Azores and Madeira	2,216	2,239	502,133
British West Indies					1,398	Spain	51,449	66,867	276,092
Egypt and Sudan					790	Switzerland			
Hong Kong					131	Turkey			
Hong Kong						United States	158,947	182,042	
Newfoundland						Total	1,096,551	1,137,749	
Austria-Hungary						RECAPITULATION			
Belgium						British Empire	865,004	525,878	837,430
China						Foreign Countries	231,487	99,907	300,649
France									
St. Pierre and Miquelon									
Germany									
Italy									

TABLE DYED OR COLOURED. (Dutiable.)

	\$	\$	\$	\$	\$	\$	\$	\$	\$
United Kingdom	27,036	10,197	5,518	4,180	4,214	British Empire	3,518	4,180	4,214
Austria-Hungary	152					Foreign Countries	18,765	6,981	16,231
France	4,216	88	340	23		RECAPITULATION			
Germany	1,113					British Empire	27,036	4,180	4,214
Italy						Foreign Countries	7,486	6,770	16,231
Japan									
United States	5,005	6,485	191	29	32				
Total	34,522	16,967	17,283	11,461	20,445				

No. 19.—Imports for Consumption, by Articles and Countries, during Fiscal Years ended March 31, 1915-1919.—*Con.*

Imported from—	1915	1916	1917	1918	1919	Imported from—	1915	1916	1917	1918	1919
TEXTILES—Continued.											
TAPE, NOT DYED OR COLOURED. (Dutiable.)											
COTTON—Continued.											
	\$	\$	\$	\$	\$	REGULATION.	\$	\$	\$	\$	\$
United Kingdom.....	15,118	2,508	8,333	6,411	2,731	REGULATION.					
France.....	947	32	British Empire.....	15,118	2,508	8,333	6,411	2,733
Germany.....	122	Foreign Countries.....	3,072	16,134	31,644	21,098	31,550
Sweden.....	8,093	16,134	31,612	21,098	31,339						
United States.....						
Total.....	24,199	18,642	42,397	27,329	34,083						

TAPE, NOT OVER 14 INCHES IN WIDTH (Dutiable.)

Imported from—	1915	1916	1917	1918	1919	Imported from—	1915	1916	1917	1918	1919
TEXTILES—Continued.											
TAPE, NOT OVER 14 INCHES IN WIDTH (Dutiable.)											
	\$	\$	\$	\$	\$	REGULATION.	\$	\$	\$	\$	\$
United Kingdom.....	12,602	51,307	66,674	53,309	83,317	REGULATION.					
Hong Kong.....	131	182	57	117	British Empire.....	12,602	51,307	66,674	53,309	83,318
France.....	419	Foreign Countries.....	7,255	48,638	129,780	120,525	222,373
Germany.....	16						
Japan.....	6,679	45,429	129,531	129,265	221,155						
United States.....						
Total.....	19,838	99,945	195,874	173,624	305,921						

TRHEAD, CROCHET AND KNITTING. (Dutiable.)

Imported from—	1915	1916	1917	1918	1919	Imported from—	1915	1916	1917	1918	1919
TEXTILES—Continued.											
TRHEAD, CROCHET AND KNITTING. (Dutiable.)											
	Lb.	Lb.	Lb.	Lb.	Lb.	REGULATION.	\$	\$	\$	\$	\$
United Kingdom.....	69,283	45,666	197,318	218,309	211,812	REGULATION.					
France.....	10,652	939	179	35	171	United Kingdom.....	29,158	34,291	213,671	281,726	355,814
Germany.....	736	France.....	4,662	711	265	20	385
Japan.....	Germany.....	503
United States.....	82,319	191,250	106,331	119,111	97,796	Japan.....
Total.....	162,393	147,816	304,119	397,738	411,909	United States.....	33,934	49,225	76,511	89,628	111,211
						Total.....	68,317	75,257	289,880	371,431	499,111
REGULATION.											
British Empire.....	69,283	45,666	197,318	218,309	211,812	REGULATION.					
Foreign Countries.....	96,110	102,180	106,801	119,409	193,147	British Empire.....	29,158	34,291	213,671	281,726	355,814
						Foreign Countries.....	39,159	49,989	76,899	89,705	113,597

SESSIONAL PAPER No. 10b

THREAD—SEWING, IN HANKS. (Dutiable.)

United Kingdom.....	Lb.	Lb.	Lb.	Lb.	Lb.	Lb.	Lb.	\$	\$	\$	\$
France.....	352,960	427,786	735,927	513,025	287,684	183,568	213,361	467,918	502,350	398,625	502,350
Japan.....	325	145	145	5	5	163	48	48	48	16	48
United States.....	132,382	237,177	253,526	397,486	333,132	64,815	111,122	166,071	266,446	413,169	266,446
Total.....	486,667	664,963	984,608	829,511	630,831	248,486	324,483	634,037	768,796	811,810	768,796
RECAPITULATION.											
British Empire.....	352,960	427,786	735,927	513,025	287,684	183,568	213,361	467,918	502,350	398,625	502,350
Foreign Countries.....	133,707	237,177	253,681	397,486	343,147	64,918	111,122	166,119	266,446	413,185	266,446

THREAD—SEWING, ON SPOOLS. (Dutiable.)

United Kingdom.....	\$	\$	\$	\$	\$	\$	\$	\$	\$	\$	\$
Hong Kong.....	115,509	209,815	291,248	238,323	167,026	115,509	209,823	291,248	238,323	167,026	238,323
Belgium.....	2,005	8	11	11	35	100,493	139,954	284,440	251,731	396,697	251,731
France.....	1,252	2,652	3,109	1,092	356	115,509	209,823	291,248	238,323	167,026	238,323
Germany.....	1,161	1	45	45	7,271	100,493	139,954	284,440	251,731	396,697	251,731
Japan.....	11	1	1	1	1	115,509	209,823	291,248	238,323	167,026	238,323
Switzerland.....	59	137,301	281,236	253,731	359,109	115,509	209,823	291,248	238,323	167,026	238,323
United States.....	96,005	137,301	281,236	253,731	359,109	115,509	209,823	291,248	238,323	167,026	238,323
Total.....	216,002	349,777	575,683	493,115	533,723	115,509	209,823	291,248	238,323	167,026	238,323
RECAPITULATION.											
British Empire.....	102,879	33,039	69,728	17,321	10,632	115,509	209,823	291,248	238,323	167,026	238,323
Foreign Countries.....	114,080	4,617	1,280	318	310	100,493	139,954	284,440	251,731	396,697	251,731

THREAD, N. O. P. (Dutiable.)

United Kingdom.....	Lb.	Lb.	Lb.	Lb.	Lb.	Lb.	Lb.	\$	\$	\$	\$
Hong Kong.....	102,879	33,039	69,728	17,321	10,632	72,001	22,215	15,685	14,193	18,761	14,193
France.....	10	4,617	1,280	318	310	2	2,240	787	134	466	134
Germany.....	13,485	1	45	45	7,271	9,337	9,337	86	21	1,146	21
Japan.....	11	1	1	1	1	615	50,572	83,819	74,287	242,853	74,287
Switzerland.....	842	97,982	136,946	95,718	189,636	53,961	50,572	83,819	74,287	242,853	74,287
United States.....	95,606	135,638	198,127	143,442	191,547	137,242	75,027	139,457	88,944	293,226	88,944
Total.....	216,969	349,777	575,683	493,115	533,723	137,242	75,027	139,457	88,944	293,226	88,944
RECAPITULATION.											
British Empire.....	102,889	33,039	69,728	17,326	10,632	72,003	22,215	15,685	14,202	18,761	14,202
Foreign Countries.....	114,080	102,599	128,399	96,196	181,915	65,239	52,812	81,772	74,443	214,465	74,443

No. 19—Imports for Consumption, by Articles and Countries, during Fiscal Years ended March 31, 1915-1919—*Con.*

Imported from—	1915	1916	1917	1918	1919	Imported from—	1915	1916	1917	1918	1919
United Kingdom	327,072	257,697	357,314	254,365	289,484	Portugal	18	653	16	69	37
British East Indies—						Azores and Madeira			79	74	18
India	9					Spain	94	37	306	7	
Hong Kong	14			2	4	United States	29,857	139,047	321,075	148,416	296,128
Austria-Hungary	66					Total	359,054	398,872	711,639	439,318	602,139
China	4		4			RECAPITULATION:					
France	66				217	British Empire	325,095	257,697	357,314	284,367	289,484
Germany	1,668				36,168	Foreign Countries	31,959	141,175	354,325	154,951	512,654
Italy		1,438	29,808								
Japan	276										

WAPES (Dutiable.)

	\$	\$	\$	\$	\$		\$	\$	\$	\$	\$
United Kingdom	793	456	4,791	10,251	1,812	RECAPITULATION:					
United States	3,475	3,214	4,791	10,251	1,812	British Empire	793	456	4,791	10,251	1,812
Total	4,268	3,670	4,791	10,251	1,812	Foreign Countries	3,475	3,214	4,791	10,251	1,812

YARN—KNITTING, HOSIERY OR OTHER COTTON YARNS, DYED OR NOT. (Dutiable.)

	Lb.	Lb.	Lb.	Lb.	Lb.		Lb.	Lb.	Lb.	Lb.	Lb.
United Kingdom	262,593	159,717	411,078	363,020	97,812	United Kingdom	68,398	47,659	151,470	218,792	159,220
British East Indies—						British East Indies					
India					923	India					187
France	39,095	8,415	2,870	410	150	France	14,312	4,200	1,619	261	268
Germany	1,397				1,823	Germany	746				
Japan	3,778	33		18		Japan	4,349	38		13	2,803
Switzerland	533,137	961,834	1,709,516	1,157,973	1,029,376	Switzerland	112,686	267,222	559,096	710,364	712,587
United States						United States	290,461	319,119	794,215	959,439	901,065
Total	851,740	1,124,999	2,123,184	1,851,421	1,137,974	Total					
RECAPITULATION:						RECAPITULATION:					
British Empire	262,593	154,717	411,078	363,020	97,715	British Empire	68,398	47,659	153,470	218,792	155,407
Foreign Countries	589,147	970,282	1,712,106	1,488,401	1,040,259	Foreign Countries	132,003	271,460	580,745	710,638	746,658

No. 19--Imports for Consumption, by Articles and Countries, during Fiscal Years ended March 31, 1915-1919--*Con.*

Imported from—	1915	1916	1917	1918	1919	Imported from—	1915	1916	1917	1918	1919
TEXTILES—Continued TOTAL COTTON. (Dutiable and Free.)											
United Kingdom.....	\$ 12,572,657	\$ 10,723,550	\$ 17,050,396	\$ 16,391,457	\$ 14,435,562	Italy.....	\$ 4,664	\$ 16,154	\$ 62,111	\$ 47,256	\$ 30,415
British East Indies—						Japan.....	72,196	77,479	169,636	322,154	525,963
India.....	9	252	194	31	516	Netherlands.....	6,480	4,604	663		
Straits Settlements.....			4			Norway.....		111			
Other.....						Portugal.....	5,635	8,182	22,189	27,903	30,889
British Oceania—						Azores and Madeira.....	1,023	1,028	5,016	4,882	1,511
Australia.....	44	79	34			Russia.....	766	2,309	870	412	
British West Indies.....		66	5			Spain.....	24				
Egypt and Sudan.....	1,639	618	1,531	4,594	2,132	Sweden.....	124				
Hong Kong.....	38					Switzerland.....	592,241	757,200	835,268	672,261	229,282
Malta.....	12		41			Turkey.....	301				
Newfoundland.....	18,302	102				United States.....	13,487,310	20,607,706	32,603,286	41,102,960	58,103,348
Belgium.....	25,436	1,084				Hawaii.....				4	
China.....	1,484	5,796	30,549	12,818	18,921	Total.....	27,398,613	34,499,698	51,138,939	58,922,808	73,377,554
Denmark.....		852				IMPORTATIONS.....					
France.....	314,149	260,610	297,317	275,989	398,974	British Empire.....	12,574,459	10,724,465	17,052,370	16,396,139	14,138,249
French Africa.....	150	2				Foreign Countries.....	14,824,154	21,763,133	34,086,069	42,526,669	59,239,314
St. Pierre and Miquelon.....											
Germany.....	293,756	2,424	331								
CRAPES, BLACK MOURNING. (Dutiable.)											
United Kingdom.....	\$ 7,435	\$ 9,668	\$ 7,606	\$ 5,130	\$ 5,415	RECAPITULATION:					
France.....	601	1,289	865	1,656	718	British Empire.....	\$ 7,435	\$ 9,668	\$ 7,666	\$ 5,130	\$ 5,137
Japan.....	73					Foreign Countries.....	999	1,852	1,978	1,920	1,991
United States.....	325	567	343	294	976						
Total.....	8,434	11,529	9,041	7,050	7,129						
CURTAINS AND SHAMS, WHEN MADE UP, TRIMMED OR UNTRIMMED. (Dutiable.)											
United Kingdom.....	\$ 282,067	\$ 219,535	\$ 263,086	\$ 262,881	\$ 171,619	RECAPITULATION:					
Hong Kong.....				7	32	Netherlands.....	\$ 56	\$ 30	\$ 30	\$ 30	\$ 30
						Portugal.....	19,612	11,472	13,458	5,756	8,530
						Switzerland.....					

SESSIONAL PAPER No. 10b

Austria-Hungary.....	21								74,399	67,904	137,906	141,794	184,072
Belgium.....	250								389,272	305,277	422,457	357,328	367,320
China.....													
France.....	11,681	6,097	3,782	33	204								
Germany.....	69		743	155									
Italy.....	108		358	117					283,067	219,535	263,086	202,838	171,651
Japan.....	29	359	3,857	6,114	2,351				106,205	85,742	159,371	151,490	195,669
United States.....													
Total.....													
RECAPITULATION.													
British Empire.....													
Foreign Countries.....													

EMBROIDERIES, N.O.P. (Dutiable.)

United Kingdom.....	\$ 11,521	\$ 9,443	\$ 10,587	\$ 4,853	\$ 6,975				\$	\$	\$ 159	\$	\$
British East Indies—													
Straits Settlements.....													
Hong Kong.....	402		8	31	7				3	211		182	
Austria-Hungary.....	109			175					7,943	8,829	13,727	5,176	3,532
Belgium.....									16,089	27,134	35,564	28,453	30,215
China.....									48,317	49,013	65,600	51,961	48,031
France.....	5,747	3,018	6,426	314	5,790								
Germany.....	3,020			483									
Italy.....			106	40					11,521	9,443	10,585	10,057	6,982
Japan.....	834	378	1,115	2,855	3,511				36,796	39,570	55,065	41,904	41,949
Netherlands.....	58												
Total.....													
RECAPITULATION.													
British Empire.....													
Foreign Countries.....													

FELT, ADHESIVE, FOR SHEATHING VESSELS. (Free.)

United Kingdom.....	\$ 1,400	\$	\$ 43	\$	\$ 1,447				\$	\$	\$	\$	\$
United States.....					675								
Total.....	1,400	40	43	956	2,111				1,400	40	43	281	1,147
RECAPITULATION.													
British Empire.....													
Foreign Countries.....													

FLAX, HEMP AND JUTE.

BAGS OR SACKS OF HEMP, LINEN OR JUTE. (Dutiable.)

United Kingdom.....	\$ 45,826	\$ 28,245	\$ 30,577	\$ 81,918	\$ 21,288				\$	\$	\$	\$	\$
British East Indies—													
India.....	93,169	61,192	13,874	25,553	6,611				102,763	238,633	250,465	402,730	190,756
British Oceania—													
Australia.....			95		2,613				241,918	317,675	296,848	510,322	221,666
British West Indies.....	150												
Hong Kong.....			1,583	6,124									
Newfoundland.....		40	2										
Total.....													
RECAPITULATION.													
British Empire.....													
Foreign Countries.....													

SESSIONAL PAPER No. 10b

CLOTHING, N.O.P., OF LINEN. (Dutiable.)

United Kingdom.....	\$ 5,907	\$ 4,060	\$ 1,675	\$ 1,581	\$ 527	Spain.....	\$ 302	\$	\$
British Oceania—	4	76	United States.....	7,145	5,296	3,992
Australia.....	76	Total.....	10,836	7,577	4,502
Austria-Hungary.....	379	557	320	660	RECAPITULATION:			
Belgium.....	283	126	13	British Empire.....	1,675	1,581	527
France.....	364	Foreign Countries.....	9,157	5,996	3,975
Germany.....	201				
Japan.....	49	1,330	40				
Portugal.....	36				
Azores and Madeira.....				

10b—337
2

DAMASK OF LINEN, UNCOLOURED, IN THE PIECE, STAIR LINEN, DRAPEL, DOUBLES, TRAY CLOTHS, UNCOLOURED TABLE CLOTHS OR NAPKINS OF LINEN, QUILTS, COUVERTERRES, PILLOW CASES OF LINEN, AND SHEETS. (Dutiable.)

United Kingdom.....	\$ 761,296	\$ 551,294	\$ 808,512	\$ 459,168	\$ 563,724	Netherlands.....	\$ 219	\$	\$
British East Indies—	69	124	275	Portugal.....	10,063	4,019	3,138
India.....	6	Azores and Madeira.....	2,523	4,282	6,095
British West Indies.....	358	30	8	56	Spain.....	2,114	655	47
Hong Kong.....	Switzerland.....	1,382	750
Malta.....	2	United States.....	1,064	17,624	23,213
Austria-Hungary.....	1,473	Total.....	823,352	594,263	895,297
Belgium.....	238	41	68	180	192	RECAPITULATION:			
China.....	10,711	3,032	6,719	3,700	5,452	British Empire.....	701,729	551,418	563,752
France.....	11,946	10	Foreign Countries.....	61,623	42,845	66,952
Germany.....	140	1,054	256	7,983				
Greece.....	18,644	10,708	20,352				
Italy.....				
Japan.....	20,453				

EMBROIDERIES AND LACE OF LINEN, WHITE OR CREAM-COLOURED. (Dutiable.)

United Kingdom.....	\$ 1,818	\$ 2,600	\$ 4,777	\$ 2,415	\$ 275	United States.....	\$ 448	\$ 122	\$ 258	\$ 435
China.....	14	26	1,118	Total.....	2,327	3,622	5,891	1,855
France.....	809	142	RECAPITULATION:				
Germany.....	61	19	27	British Empire.....	1,818	2,600	4,777	275
Japan.....	709	Foreign Countries.....	509	992	1,114	1,580
Netherlands.....	87	21					
Switzerland.....					

No. 19—Imports for Consumption, by Articles and Countries, during Fiscal Years ended March 31, 1915-1919—*Con.*

Imported from—	1915	1916	1917	1918	1919	Imported from—	1915	1916	1917	1918	1919
TEXTILES—Continued.											
FLAX, HEMP AND JUTE—Continued.											
FABRICS—BROWN OR BLEACHED. (Dutiable.)											
United Kingdom.....	857,203	550,391	561,326	364,278	396,255	United Kingdom.....	115,214	106,272	134,556	92,133	122,340
Newfoundland.....		5				Newfoundland.....		1			
Belgium.....	771					Belgium.....	107				
France.....	10	549	150			France.....	8	65	30		
Germany.....	1,225					Germany.....	334				
United States.....	20,554	11,462	20,963	137,715	5,076	United States.....	2,249	1,902	2,794	15,453	2,258
Total.....	879,763	562,407	582,439	501,993	311,331	Total.....	118,112	108,240	137,380	107,586	124,598
RECAPITULATION.											
British Empire.....	857,203	550,396	561,326	364,278	396,255	British Empire.....	115,214	106,273	134,556	92,133	122,340
Foreign Countries.....	22,560	12,011	21,113	137,715	3,076	Foreign Countries.....	2,898	1,967	2,824	15,453	2,258
FABRICS—CANVAS FOR SHIPS' SAILS. (Dutiable.)											
United Kingdom.....						United Kingdom.....					
Newfoundland.....						Newfoundland.....					
United States.....	1,066		1,660	478		United States.....	1,066		1,067	188	6,135
Total.....	6,627	1,067	4,808	666	6,135	Total.....	1,066		1,067	188	6,135
FABRICS—JUTE CLOTH OR JUTE CANVAS AS TAKEN FROM THE LOOM, NOT COLOURED, CROPPED, MANAGED, PRESSED, CALENDERED, NOR FINISHED IN ANY WAY. (Free.)											
United Kingdom.....	7,358,698	2,752,541	4,367,686	3,660,044	708,575	United Kingdom.....	610,440	238,597	489,212	515,315	143,085
British East Indies—						British East Indies—					
India.....	11,639,569	1,893,290	1,357,909	1,241,888	296,000	India.....	724,116	88,159	85,658	67,941	31,450
Germany.....	1,752					Germany.....	115				
United States.....	1,825,421	1,912,509	374,643	560,181	28,165	United States.....	96,365	114,000	29,533	56,463	5,445
Total.....	23,825,461	6,558,250	6,099,370	5,465,113	972,740	Total.....	1,431,036	430,756	604,383	639,719	179,990
RECAPITULATION.											
British Empire.....	22,008,258	4,645,741	5,724,686	4,901,932	911,575	British Empire.....	1,334,556	316,756	574,850	583,256	174,545
Foreign Countries.....	1,827,203	1,912,509	374,683	560,181	28,165	Foreign Countries.....	96,480	114,000	29,533	56,463	5,445

SESSIONAL PAPER No. 10b

FABRICS—JUTE CLOTH OR JUTE CANSAS, UNCOLOURED, NOT FURTHER FINISHED THAN CROPEO, BLEACHED, MANGLED OR CALENDERED. (Dutiable.)

	Yd	Yd	Yd	Yd	Yd	Yd	Yd	Yd	\$	\$	\$	\$
United Kingdom.....	8,338,282	7,249,360	8,651,613	11,171,671	2,469,680	515,291	1,138,615	1,704,234	492,252			
British East Indies—												
India.....	19,297,371	42,912,591	58,110,805	59,516,809	57,762,309	662,511	3,716,014	3,894,100	7,173,552			
Hong Kong.....	15,293	80	7,090	2,125	96			
Belgium.....	228	27	121			
Germany.....	121			
Japan.....	8,372,100	14,187,865	5,114,986	9,894,352	4,677,090	459,746	993,242	1,185,068	810,089			
United States.....			
Total.....	36,023,274	64,399,816	71,877,931	80,494,832	64,909,679	1,630,794	4,103,744	6,782,443	8,505,893			
RECAPITULATION.												
British Empire.....	27,635,653	50,211,951	66,702,918	70,690,480	60,229,089	1,177,802	3,110,502	4,854,725	7,065,804			
Foreign Countries.....	8,387,621	14,187,865	5,114,013	9,801,352	4,677,090	452,992	993,242	1,185,068	810,089			

FABRICS—PRINTED, DYED OR COLOURED, OF FLAX, S.O.F. (Dutiable.)

	Yd	Yd	Yd	Yd	Yd	Yd	Yd	Yd	\$	\$	\$	\$
United Kingdom.....	308,189	114,499	97,868	35,928	49,121	45,801	14,504	11,727	10,329			
Belgium.....	2,331	108	253			
France.....	130	103	135			
Germany.....	293	103			
Switzerland.....	23			
United States.....	31,584	22,070	6,769	23,866	2,079	3,292	3,791	1,302	4,021			
Total.....	342,450	136,569	104,745	59,794	51,909	49,966	18,385	16,164	14,350			
RECAPITULATION.												
British Empire.....	308,189	114,419	97,868	35,928	49,121	45,801	14,504	11,727	10,329			
Foreign Countries.....	34,261	22,070	6,777	23,866	2,079	4,165	3,791	1,437	4,021			

FABRICS—TAILORS' HOLLANDS OF LINEN AND TOWELLING IN THE WEB. (Dutiable.)

	Yd	Yd	Yd	Yd	Yd	Yd	Yd	Yd	\$	\$	\$	\$
United Kingdom.....	3,037,858	2,379,837	1,867,492	891,820	793,547	225,483	215,422	203,914	118,033			
Belgium.....	420	84			
Germany.....	732	136			
Japan.....	36			
United States.....	30,059	90,607	78,951	102,719	168,276	2,815	6,348	7,904	14,735			
Total.....	3,069,069	2,470,480	1,946,443	994,539	961,823	228,498	221,774	211,818	132,768			
RECAPITULATION.												
British Empire.....	3,037,858	2,379,837	1,867,492	891,820	793,547	225,483	215,422	203,914	118,033			
Foreign Countries.....	31,211	90,643	78,951	102,719	168,276	3,065	6,352	7,904	14,735			

No. 19—Imports for Consumption, by Articles and Countries, during Fiscal Years ended March 31, 1915-1919—*Con.*

Imported from—	1915	1916	1917	1918	1919	Imported from—	1915	1916	1917	1918	1919
	Yd.	Yd.	Yd.	Yd.	Yd.		\$	\$	\$	\$	\$
United Kingdom.....	3,157,742	2,549,214	3,109,277	2,156,311	1,749,322	United Kingdom.....	292,704	285,539	457,761	387,464	473,807
Belgium.....	48		39			Belgium.....	7		10		
China.....	387					France.....	75				
France.....	6,619	265,551	265,857	81,950	298,790	Germany.....	820				
Germany.....	535,216					United States.....	37,771	19,705	22,197	11,034	35,243
United States.....						Total.....	331,056	305,244	479,968	398,498	509,050
Total.....	3,700,012	2,814,765	3,395,164	2,238,261	2,048,112	RECAPITULATION:					
RECAPITULATION:						British Empire.....	292,704	285,539	457,761	387,434	473,807
British Empire.....	3,157,742	2,549,214	3,109,277	2,156,311	1,749,322	Foreign Countries.....	38,352	19,705	22,197	11,034	35,243
Foreign Countries.....	542,270	265,551	265,887	81,950	298,790						

FLAX FIBRE, FLAX TOW AND FIBRILLA. (Free.)

Imported from—	1915	1916	1917	1918	1919	Imported from—	1915	1916	1917	1918	1919
	Cwt.	Cwt.	Cwt.	Cwt.	Cwt.		\$	\$	\$	\$	\$
United Kingdom.....	1,418	3,377		38		United Kingdom.....	7,770	19,696		515	
Russia.....	1,121		777	200		Russia.....	6,735		14,115	8,433	
United States.....	171	954	958	1,291	5,533	United States.....	301	9,324	9,570	5,541	71,566
Total.....	2,710	4,331	1,735	1,559	5,533	Total.....	14,806	29,020	23,705	14,489	71,566
RECAPITULATION:						RECAPITULATION:					
British Empire.....	1,418	3,377		38		British Empire.....	7,770	19,696		515	
Foreign Countries.....	1,292	954	1,735	1,521	5,533	Foreign Countries.....	7,036	9,324	23,705	13,971	71,566

SESSIONAL PAPER No. 10b

HANDKERCHIEFS. (Dutiable.)

	\$	\$	\$	\$	\$	\$	\$	\$	\$	\$	\$
United Kingdom.....	233,623	233,256	272,895	213,311	273,973						
British East Indies—											
India.....	33										134
Azores and Madeira.....										54	59
Spain.....	3									445	37
British West Indies.....	22										49
Hong Kong.....											
Malta.....											
Belgium.....	28		86	65							5,704
China.....	20										
France.....	488	301	135	148							
Germany.....	202										
Italy.....	940	1,580	57	294							
Japan.....	1,142		74								
Netherlands.....											
Total.....								233,000	273,266	223,091	273,515
RECAPITULATION.											
British Empire.....								233,681	272,981	213,496	273,973
Foreign Countries.....								19,319	6,285	9,685	5,542

HEMP, DRESSED OR UNDRESSED. (Free.)

	Cwt	Cwt	Cwt	Cwt	Cwt	Cwt	Cwt	\$	\$	\$	\$	\$
United Kingdom.....	3,657	3,054	2,111	3,043								
British Oceania—												
Australia.....					2,233							39
New Zealand.....	3,392	2,599	2,892	35,088				17,643	14,483	25,011	540,903	33,704
Germany.....	901	416	330	338				5,288	4,318	4,674	6,703	
Italy.....	256	156						1,598	2,640			
Japan.....	704							6,150				
Russia.....	46,460	38,332	10,480	6,708	70,651			250,826	292,051	106,928	111,034	1,171,707
United States.....	600	1,363						3,878	11,268			
Philippine Islands.....												
Total.....	55,370	50,914	15,846	45,177	72,887			318,914	401,516	165,745	723,916	1,208,438
RECAPITULATION.												
British Empire.....	6,449	10,653	5,036	38,131	2,336			42,165	91,233	54,143	693,179	33,731
Foreign Countries.....	48,921	40,261	10,810	7,046	70,651			276,749	310,283	111,602	120,737	1,174,707

HOUSE CLOTHING OF JUTE, SHAPED OR OTHERWISE MANUFACTURED. (Dutiable.)

	\$	\$	\$	\$	\$	\$	\$	\$	\$	\$	\$
United Kingdom.....	403	1,196	431	627	127						
United States.....	749	405									
Total.....	1,152	1,601	431	627	127						
RECAPITULATION.											
British Empire.....								403	1,196	431	627
Foreign Countries.....								749	405		127

No. 19—Imports for Consumption, by Articles and Countries, during Fiscal Years ended March 31, 1915-1919—*Con.*

Imported from—	1915	1916	1917	1918	1919	Imported from—	1915	1916	1917	1918	1919
United Kingdom.....	525	2,683	5,647	825	568	United Kingdom.....	4,807	12,568	49,866	11,669	5,752
United States.....	314	316	102	34	30	United States.....	1,929	1,848	1,160	211	2,036
Total.....	839	2,999	5,749	859	598	Total.....	6,736	14,416	51,026	11,883	8,088
RECAPITULATION.											
British Empire.....	525	2,083	5,667	825	568	British Empire.....	4,807	12,568	49,866	11,669	5,752
Foreign Countries.....	314	316	102	34	30	Foreign Countries.....	1,929	1,848	1,160	211	2,036

TEXTILES—Continued.

FLAX, HEMP AND JUTE.—Continued

JUTE BUTES AND JUTE. (Free.)

SAB. TWINE FOR BOATS' AND SHIPS' SALES. (Dutiable.)

	Lb.	Lb.	Lb.	Lb.	Lb.	Lb.	Lb.	Lb.	Lb.	Lb.	Lb.	\$	\$	\$	\$	\$	\$
United Kingdom.....	4,752	4,177	510	2,305	619	United Kingdom.....	1,287	837	157	612	399						
Newfoundland.....		171				Newfoundland.....		97									
France.....	150	150				France.....		5									
United States.....	647	432	1,575	835	973	United States.....	153	157	803	583	842						
Total.....	5,399	4,390	1,585	3,140	1,622	Total.....	1,440	1,086	960	1,195	1,241						
RECAPITULATION.																	
British Empire.....	4,752	4,348	310	2,305	619	British Empire.....	1,287	924	157	612	399						
Foreign Countries.....	647	582	1,575	835	973	Foreign Countries.....	153	162	803	583	842						

TABLE OF LINES NOT OVER 13 INCHES IN WIDTH. (Dutiable.)

	\$	\$	\$	\$	\$	\$	\$	\$	\$	\$	\$	\$	\$	\$	\$	\$	\$
United Kingdom.....	731	1,982	2,102	3,230	1,361	United Kingdom.....	731	1,982	2,102	3,230	1,361						
France.....	231	873	15,806	34,485	12,967	France.....	233	853	15,806	34,485	12,967						
United States.....						United States.....											
Total.....	984	2,255	17,308	37,735	11,321	Total.....	964	2,255	15,806	31,483	12,967						
RECAPITULATION.																	
British Empire.....	731	1,982	2,102	3,230	1,361	British Empire.....	731	1,982	2,102	3,230	1,361						
Foreign Countries.....						Foreign Countries.....	233	853	15,806	31,483	12,967						

SESSIONAL PAPER No. 10b

TAPSTRY OF JUTE. (Datable.)

	\$	\$	\$	\$	\$	\$	\$	\$	\$	\$	\$	\$
United Kingdom.....	322,003	361,114	334,416	174,598	13,853	206	1,822	544	1,822	296	296	187,125
United States.....	49	1	1	1	1	7	159	49	159	7	7	6,569
Total.....	40	744	1,981	303								193,694
THREAD, LINES, N. O. P. (Datable.)												
United Kingdom.....	322,003	361,114	334,416	174,598	13,853	206	1,822	544	1,822	296	296	187,125
Hong Kong.....	997	1	1	1	1	1	1	1	1	1	1	2
Belgium.....	407	76	140	262	83	83	83	83	83	83	83	83
France.....	212	76	122	296	4,332	85	85	85	85	85	85	85
Germany.....	8,969	21,194	10,800	2,906	4,332	85	85	85	85	85	85	85
Japan.....												
United States.....	332,588	382,385	345,509	174,504	118,185	21,451	15,822	4,475	15,822	4,475	4,475	6,569
Total.....	322,003	361,115	334,417	174,598	13,853	206	1,822	544	1,822	296	296	187,125
RECAPITULATION.	10,585	21,270	11,062	2,906	4,332	85	85	85	85	85	85	85
British Empire.....												
Foreign Countries.....												

TOWELS. (Datable.)

	\$	\$	\$	\$	\$	\$	\$	\$	\$	\$	\$	\$
United Kingdom.....	148,510	119,138	122,109	97,183	151,112	19	2,918	11,484	16,580	33	7,511	7,077
Austria-Hungary.....	661											
Belgium.....	4,094	175	185	48								
France.....												
Germany.....												
Japan.....												
Portugal.....												
Azores and Madeira.....												
Total.....	148,510	119,138	122,109	97,183	151,112	19	2,918	11,484	16,580	33	7,511	7,077
RECAPITULATION.												
British Empire.....												
Foreign Countries.....												

YARN—JUTE OR HEMP, PLAIN, DYED OR COLOURED, WHEN IMPORTED BY MANUFACTURERS FOR WEAVING PURPOSES, FOR INSULATING WIRE OR FOR THE MANUFACTURE OF HAMMOCKS OR TWINES. (Prec.)

	Lb.	Lb.	Lb.	Lb.	Lb.	Lb.	Lb.	Lb.	Lb.	Lb.	Lb.	Lb.
United Kingdom.....	1,732,700	1,021,750	1,714,553	1,270,047	76,946	161,167	102,940	193,696	182,809	22,762	22,762	22,762
British East Indies—												
India.....	34,195						1,881					
British Oceania—												
New Zealand.....	46,566					2,605						
Belgium.....	41,420					3,948						
Italy.....	75,371					11,613						
Mexico.....	63,510					36,749						
United States.....	276,038	1,725,839	2,029,208	2,593,158	3,622,023	35,793	169,428	339,079	345,803	679,124	679,124	679,124
Total.....	2,172,095	3,915,453	4,854,701	3,587,416	3,698,964	205,126	307,398	690,396	555,191	702,189	702,189	702,189
RECAPITULATION.												
British Empire.....	1,779,266	1,655,954	1,714,553	1,270,047	76,946	163,772	104,821	193,696	182,809	22,762	22,762	22,762
Foreign Countries.....	392,829	1,930,499	3,140,148	2,317,409	3,622,023	41,354	292,577	496,900	372,385	679,424	679,424	679,424

No. 19—Imports for Consumption, by Articles and Countries, during Fiscal Years ended March 31, 1915-1919—*Con.*

Imported from—	1915	1916	1917	1918	1919	Imported from—	1915	1916	1917	1918	1919
TEXTILES—Continued.											
FLAX, HEMP AND JUTE—Continued.											
YARN—LINES, FOR THE MANUFACTURE OF TOWELS, DAMASK, OR SEAMLESS LINES FIRE-HOSE DUCK. (Free.)											
	Lb.	Lb.	Lb.	Lb.	Lb.		\$	\$	\$	\$	\$
United Kingdom	332,059	221,183	241,823	331,281	28,820	United Kingdom	96,092	78,843	112,473	176,381	21,341
Italy	5,788	22,415	Italy	1,352	3,863
Japan	6,311	9,311	Japan	9,367
United States	15,546	38,922	78,813	6,070	11,725	United States	6,043	13,493	28,040	2,600	11,781
Total	353,393	282,550	320,636	337,351	52,859	Total	103,487	96,199	140,533	179,011	42,492
RECAPITULATION.											
British Empire	332,059	221,183	241,823	331,281	28,820	British Empire	96,092	78,843	112,473	176,381	21,341
Foreign Countries	21,334	61,367	78,813	6,070	21,039	Foreign Countries	7,395	17,356	28,060	2,600	21,148

OTHER MANUFACTURES OF HEMP OR FLAX, OR OF WHICH HEMP OR FLAX IS THE COMPONENT MATERIAL OF GROSS VALUE, N. O. F. (Dutiable.)

	\$	\$	\$	\$	\$		\$	\$	\$	\$	\$
United Kingdom	19,296	12,750	16,118	16,899	7,895	Spain	152	825
British West Indies	7	Switzerland	21	339
Newfoundland	129	Turkey	23	27,469	59,579	45,997	47,662
Austria-Hungary	231	United States	26,046
China	6	127	Total	47,143	43,654	79,305	60,218	56,468
France	45	43	280	RECAPITULATION					
Germany	933	43	643	210	British Empire	19,296	12,757	16,118	17,019	7,805
Japan	530	1,579	270	291	363	Foreign Countries	27,847	30,897	63,187	19,199	48,573
Portugal	39	1,626	671	924	211	MANUFACTURES OF JUTE, N. O. F. (Dutiable.) *					
Azores and Madeira	22	1,518	Total	174,691	155,917	258,035	297,298	310,316

MANUFACTURES OF JUTE, N. O. F. (Dutiable.) *

	\$	\$	\$	\$	\$		\$	\$	\$	\$	\$
United Kingdom	157,027	132,365	235,949	133,329	257,180	British Empire	157,062	132,365	235,949	153,329	227,180
Hong Kong	35	Foreign Countries	16,939	23,552	22,005	53,969	83,136
Belgium	890	RECAPITULATION.					
France	30	21	Total	174,001	155,917	258,035	297,298	310,316
Germany	2,721	1,523	1,088	MANUFACTURES OF JUTE, N. O. F. (Dutiable.) *					
Japan	6	1,390	British Empire	157,062	132,365	235,949	153,329	227,180
United States	13,412	22,029	20,651	33,945	81,745	Foreign Countries	16,939	23,552	22,005	53,969	83,136

No. 19—Imports for Consumption, by Articles and Countries, during Fiscal Years ended March 31, 1915-1919—*Con.*

Imported from —	1915	1916	1917	1918	1919	Imported from —	1915	1916	1917	1918	1919
United Kingdom.....	47	25	United Kingdom.....	588	297
Belgium.....	40	Belgium.....	878
United States.....	864	1,894	4,250	5,165	917	United States.....	11,538	20,824	50,970	60,145	19,782
Total.....	900	1,919	4,250	5,165	917	Total.....	13,004	21,121	50,970	60,145	19,782
RECAPITULATION.											
British Empire.....	47	25	British Empire.....	588	297
Foreign Countries.....	913	1,894	4,250	5,165	917	Foreign Countries.....	12,416	20,824	50,970	60,145	19,782

TEXTILES—Continued.

GRASSES AND FIBRES—Continued.

Fibre, Manilla, Isine or Tampo. (Free.)

Fibre, Vegetable, N.O.F. (Free.)

Imported from —	1915	1916	1917	1918	1919	Imported from —	1915	1916	1917	1918	1919
United Kingdom.....	754	806	912	1,319	365	United Kingdom.....	7,691	11,138	13,275	18,384	10,232
British East Indies —	British East Indies —
Ceylon.....	1,724	Ceylon.....
India.....	312	India.....
Straits Settlements.....	Straits Settlements.....
Hong Kong.....	Hong Kong.....
Belgium.....	141	Belgium.....	1,377
China.....	China.....
France.....	France.....
Japan.....	Japan.....
Mexico.....	Mexico.....
Netherlands.....	Netherlands.....
Dutch East Indies.....	Dutch East Indies.....
United States.....	United States.....
Philippine Islands.....	Philippine Islands.....
Total.....	8,128	11,286	8,847	10,519	15,392	Total.....	90,382	168,591	124,041	168,410	223,593
RECAPITULATION.											
British Empire.....	754	806	912	1,319	365	British Empire.....	7,691	11,138	13,275	18,384	10,232
Foreign Countries.....	2,374	12,480	7,935	8,509	11,558	Foreign Countries.....	82,691	157,363	110,766	149,916	206,541

SESSIONAL PAPER No. 10b

GRASS, MANILLA. (Free.)

	Cwt.	Cwt.	Cwt.	Cwt.	Cwt.	Cwt.	Cwt.	\$	\$	\$	\$	\$
United Kingdom	4,534	6,773	7,261	599	4,524			24,947	68,712	6,808	70,386	
British Africa, East	1,974			1,100				13,052		16,533		
British Africa, South	261							1,589				
British Oceania												
New Zealand				12,552								
British West Indies								83				
Germany	654							3,761				
German Africa	17,436							113,365				
Mexico	11,400	5,707	8,888					51,981	38,385	61,301		
Netherlands	562							3,317				
United States	246,839	369,733	307,292	477,818				1,671,608	2,553,221	7,432,941	6,078,106	
Philippine Islands				2,931								
Total	283,660	382,233	323,411	491,739	314,150			1,883,551	2,653,816	7,623,671	6,216,817	
RECAPITULATION.												
British Empire	6,760	6,793	7,261	13,021	4,524			39,579	62,210	170,790	70,386	
Foreign Countries	276,891	375,440	316,150	477,818	309,626			1,843,972	2,591,606	7,452,941	6,146,431	

GRASS, SEA, SEAWEED AND KELP IN THEIR NATURAL STATE OR CLEANED ONLY, S.O.F. (Free.)

	Lb.	Lb.	Lb.	Lb.	Lb.	Lb.	Lb.	\$	\$	\$	\$	\$
United Kingdom	200	116	100					9	10	11		
Hong Kong	1,437	2,242	5,528	2,204	1,216			310	258	621	492	752
China	316	179	820	58	467			60	13	69	6	77
France	2,290							189				
Japan	14,551	26,577	34,111	26,250	34,407			815	1,440	1,634	1,847	2,835
Netherlands	16,341	48,666	12,972	53,653	27,761			909	2,075	825	2,766	779
United States												
Total	34,835	77,771	43,131	82,170	53,846			2,252	3,736	3,183	5,111	4,143
RECAPITULATION.												
British Empire	1,637	2,358	5,628	2,399	1,216			319	268	632	492	752
Foreign Countries	33,198	75,413	37,503	79,761	52,630			1,933	3,528	2,551	4,619	3,691

MOSS, ICELAND AND OTHER MOSSES. (Free.)

	Lb.	Lb.	Lb.	Lb.	Lb.	Lb.	Lb.	\$	\$	\$	\$	\$
United Kingdom	366,656	252,736	257,497	57,807	6,650			1,300	1,666	2,230	1,063	627
Hong Kong				140							138	
Newfoundland												
China		7,300		100	49				10	14	3	23
France	16,672							344	377			
Germany	1,654							110				
Netherlands		6,550							110			
United States	962,739	837,153	1,263,416	901,446	947,385			30,648	42,803	68,229	59,214	60,163
Total	1,347,091	1,113,299	1,412,653	959,493	954,675			32,402	41,966	70,473	60,418	60,813
RECAPITULATION.												
British Empire	366,656	290,136	257,497	57,947	6,650			1,300	1,676	2,230	1,201	627
Foreign Countries	980,435	833,263	1,265,456	901,546	947,425			31,102	43,290	68,243	59,217	60,186

No. 19—Exports for Consumption, by Articles and Countries, during Fiscal Years ended March 31, 1915-1919—*Con.*

Exported from	1915	1916	1917	1918	1919	Exported from	1915	1916	1917	1918	1919
United Kingdom						RECAPITULATION:					
British West Indies	53	29		31		British Empire		82		31	
United States	3,926	2,719	2,809	39	6,811	Foreign Countries	3,926	2,719	2,809	391	6,831
Total	3,926	2,801	2,809	428	6,831						

TEXTILES—Continued.
GRASSES AND FIBRES—Continued.
PALM LEAF, UNMANUFACTURED. (Free.)

	1915	1916	1917	1918	1919	Exported from	1915	1916	1917	1918	1919
United Kingdom	824	510	221	1,380	59	Netherlands	7,648	4,691	6,022	3,822	403
British West Indies	903	150	652	30	111	Dutch East Indies			24		
Hong Kong	1,348					Switzerland	1,475	1,825	2,541	50,792	8,488
Austria-Hungary	71	700	4	62	71	United States	17,847	8,888	11,117	93,861	10,287
China					1,090	Total					
France	606	379	738	595	1,090	RECAPITULATION:					
Germany	4,210	433		688		British Empire	1,817	690	873	1,410	170
Italy				2,908		Foreign Countries	16,030	8,108	10,244	92,451	10,117
Japan	663	170	315	34,023	65						

STRAW MANUFACTURES, N. O. P. (Dutiable)

TOTAL GRASSES AND FIBRES. (Dutiable and Free.)

	1915	1916	1917	1918	1919	Exported from	1915	1916	1917	1918	1919
United Kingdom	46,542	76,351	81,721	27,012	81,367	Germany	5,091	433			
British West Indies	13,052			16,533	113,395	German Africa				2,468	
British East Indies	1,580				718	Italy	1,478	6,097	2,655	37,424	2,932
Ceylon				3,372	5,976	Japan	52,014	39,817	64,801		180
India						Netherlands	51,432	6,869	6,728	3,880	
British West Indies						Dutch East Indies	3,317				16,701
Switzerland						Switzerland			21		
United States						United States	1,898,164	2,880,867	3,413,523	8,039,041	6,637,298
France	1,207	415	1,392	1,380	1,359	Philippine Islands					68,499
Germany	1,348	46		801		Total	2,146,994	3,012,615	3,554,631	8,281,312	6,816,602
Italy	2,355					RECAPITULATION:					
Belgium	121			73	171	British Empire	56,981	77,063	86,053	197,087	89,821
France	1,198	556	738	596	1,090	Foreign Countries	2,090,713	2,935,552	3,488,578	8,084,255	6,736,781

No. 19—Imports for Consumption, by Articles and Countries, during Fiscal Years ended March 31, 1915-1919—Con.

Imported from—	1915	1916	1917	1918	1919	Imported from—	1915	1916	1917	1918	1919
United Kingdom.....	15,984	1,155	20,246	518	224	United Kingdom.....	17,323	1,351	15,133	1,311	564
British Oceania—						British Oceania—					
Australia.....	929	3,15A			1,124	Australia.....	755		2,178		345
Argentine Republic.....	50,488	150,006	170,091	79,999	78,005	Argentine Republic.....	41,544	98,790	120,509	65,027	62,889
United States.....					79,353	United States.....					
Total.....	67,401	151,761	191,095	80,517	79,353	Total.....	59,622	109,141	137,820	66,338	63,798
RECAPITULATION:						RECAPITULATION:					
British Empire.....	16,913	1,155	23,401	518	224	British Empire.....	18,078	1,351	17,311	1,311	564
Foreign Countries.....	50,488	150,606	170,691	79,999	79,129	Foreign Countries.....	41,544	98,790	120,509	65,027	63,234

TEXTILES—Continued.

HAIR—Concluded.

HORSE HAIR, NOT FURTHER MANUFACTURED THAN SIMPLY CLEANED AND DIPPED OR DRIED. (Free.)

OTHER MANUFACTURES OF HAIR. (Dutiable.)

	\$	\$	\$	\$	\$	\$	\$	\$	\$	\$	\$
United Kingdom.....	11,405	4,623	5,003	3,289	9,270	United States.....	17,717	11,280	17,556	25,763	34,796
Hong Kong.....			2	67	6	Total.....	33,538	24,193	25,352	35,987	65,179
Austria-Hungary.....	483	849	1,222	3,235	3,111	RECAPITULATION:					
China.....	3,244	7,358	1,270	3,356	17,357	British Empire.....	11,405	4,623	5,005	3,356	9,285
France.....	695					Foreign Countries.....	22,133	19,570	20,317	32,631	55,894
Germany.....		83	49	47	30						
Japan.....	24										
Total.....											
United Kingdom.....	74,916	32,043	44,100	21,160	22,616	Japan.....	44	98	52	63	25
British Oceania—						United States.....	147,467	171,327	230,614	210,621	299,653
Australia.....	755		2,178	79		Total.....	292,756	213,281	293,772	238,835	253,764
British West Indies.....				67	6	RECAPITULATION:					
Hong Kong.....						British Empire.....	77,778	32,043	51,080	21,312	22,652
Newfoundland.....	2,657				345	Foreign Countries.....	154,978	181,238	231,692	217,523	231,112
Argentina.....	483										
Austria-Hungary.....		2,409	2,706	3,255	3,111						
China.....	5,806	7,404	1,270	3,604	17,918						
France.....											
Germany.....	1,178										

TOTAL HAIR. (Dutiable and Free.)

KNITTED GOODS OF EVERY DESCRIPTION, N.O.P. (Dutiable.)

	\$	\$	\$	\$	\$	\$	\$	\$	\$
United Kingdom.....	78,477	39,415	41,578	81,790	76,096	912	2,556	4,229	4,137
Hong Kong.....	1,378			16		32,959	45,708	94,069	142,113
Belgium.....	1,374	355		49	280				
France.....	6,894								
Germany.....	1,067	6	871	2,191	675				
Italy.....	89								
Japan.....	216								
Netherlands.....									
Total.....						122,967	88,040	140,747	230,295
RECAPITULATION:									
British Empire.....						78,505	39,415	41,578	81,805
Foreign Countries.....						44,462	48,625	99,169	148,490

OILCLOTH, ENAMELLED, CARRIAGE, SHELF AND TABLE OILCLOTH. (Dutiable.)

	Sq. yd.	Sq. yd.	Sq. yd.	Sq. yd.	Sq. yd.	\$	\$	\$	\$
United Kingdom.....					12,343				8,834
United States.....					527,510				241,306
Total.....					539,853				250,140
RECAPITULATION:									
British Empire.....					12,343				8,834
Foreign Countries.....					527,510				241,306

OILCLOTH, FLOOR, CORK MATTING OR CARPET, AND LINOLEUM. (Dutiable.)

	Sq. yd.	Sq. yd.	Sq. yd.	Sq. yd.	Sq. yd.	\$	\$	\$	\$
United Kingdom.....					191,159				220,600
Japan.....					48				14
United States.....					1,469,079				800,300
Total.....					1,660,286				1,020,914
RECAPITULATION:									
British Empire.....					191,159				220,600
Foreign Countries.....					1,469,127				800,314

No. 19—Imports for Consumption, by Articles and Countries during Fiscal Years ended March 31, 1915-1919—*Con.*

Imported from—	1915	1916	1917	1918	1919
United Kingdom	2,399,062	1,800,612	1,298,166	980,574	876,083
Belgium	2,803			410	410
France	50			71	219
Germany	215				
Japan		2,680			
Sweden		491,704	883,391	1,933,177	110,198
United States	506,373	1,678,206	2,181,567	2,919,861	876,981
Total	2,819,620	2,481,608	2,181,567	2,919,861	1,763,671
RECAPITULATION:					
British Empire	2,309,652	1,180,512	1,298,166	980,574	766,983
Foreign Countries	509,968	1,301,096	883,391	1,933,287	110,898

TEXTILES—Continued.
CORK CLOTH, ENAMELLED, CARRIAGE, FLOOR, SHELF, AND TABLE CLOTH, CORK MATTING OR CARPET, AND LINOLEUM. (Dutiable.)

	Sq. yd.	Sq. yd.	Sq. yd.	Sq. yd.	Sq. yd.	\$	\$	\$	\$	\$
United Kingdom	2,399,062	1,800,612	1,298,166	980,574	876,083	766,083	695,002	646,498	695,002	695,002
Belgium	2,803				410	410				
France	50				71	219				62
Germany	215									
Japan		2,680		110						
Sweden		491,704	883,391	1,933,177	110,198	110,198	233	284,736	748,191	748,191
United States	506,373	1,678,206	2,181,567	2,919,861	876,981	876,981	542,839	931,234	1,353,855	1,353,855
Total	2,819,620	2,481,608	2,181,567	2,919,861	1,763,671	1,763,671	1,339,051	1,763,671	1,763,671	1,763,671
RECAPITULATION:										
British Empire	2,309,652	1,180,512	1,298,166	980,574	766,983	766,983	426,623	646,498	665,602	665,602
Foreign Countries	509,968	1,301,096	883,391	1,933,287	110,898	110,898	116,207	284,736	748,253	748,253

OILED SILK AND CLOTH, AND TAPE AND OTHER TEXTILE, INDIA-RUBBERED, FLOCKED OR COATED, N.O.P. (Dutiable.)

	\$	\$	\$	\$	\$	\$	\$	\$	\$	\$
United Kingdom	189,089	166,466	161,879	109,094	92,964	31	223,520	385,709	884,322	999,966
British Empire										
France			44		45					
Germany				20	93					
Japan										
Sweden										
United States										
Total	189,089	166,466	161,879	109,094	92,964	31	223,520	385,709	884,322	999,966
RECAPITULATION:										
British Empire	189,089	146,466	146,466	110,014	93,102		189,089	146,466	161,923	110,014
Foreign Countries							226,750	386,439	884,665	1,001,017

RIBBONS, UNDYED, FOR THE MANUFACTURE OF TYPEWRITER RIBBONS. (Dutiable.)

	\$	\$	\$	\$	\$	\$	\$	\$	\$	\$
United Kingdom	4,111	52					4,111	52		
France	1,335						6,622			
Germany	1,690									
United States	5,237	19,846	25,349	38,909	15,963		4,111	52		
Total	10,733	19,898	25,349	38,909	15,963		6,622	19,846	25,349	38,909
RECAPITULATION:										
British Empire	4,111						4,111			
Foreign Countries							6,622	19,846	25,349	38,909

SESSIONAL PAPER No. 10b

RIBBONS OF ALL KINDS AND MATERIALS, N.O.P. (Dutiable.)

United Kingdom.....	\$ 665,946	\$ 601,994	\$ 950,010	\$ 536,242	\$ 291,243	\$ 411,351	\$ 486,910	\$ 272,585	\$ 82,375
Hong Kong.....	45		19	21		222,587	367,270	646,424	1,481,545
Austria-Hungary.....	982		109,690	65,243	39,247	1,427,759	1,913,317	1,521,786	1,869,699
Belgium.....	232,339	191,691							
France.....	9,935								
Germany.....		52		963					
Italy.....	74	84	31	310	5,239	601,994	950,016	536,261	261,243
Japan.....	1,103					825,765	993,301	985,525	1,608,426
Netherlands.....									
Switzerland.....						665,946			
United States.....						1,085,178			
Total.....						1,751,124			
RECAPITULATION.									
British Empire.....						665,946			
Foreign Countries.....						1,085,178			

SAILS FOR BOATS AND SHIPS. (Dutiable.)

United Kingdom.....	\$ 3,134	\$ 577	\$ 672	\$ 55	\$	\$	\$	\$	\$
Newfoundland.....		600	20	55					
Norway.....		2,896	4,177	2,565	2,399	3,134	672	55	
United States.....	1,773					1,773	1,197	2,565	2,399
Total.....	4,907	4,673	4,869	2,620	2,399				
RECAPITULATION.									
British Empire.....						3,134			
Foreign Countries.....						1,773			

SILK.

CLOTHING—BLOUSES AND SHIRTWAISTS. (Dutiable.)

United Kingdom.....	\$ 46,611	\$ 15,910	\$ 5,277	\$ 1,426	\$ 1,731	\$	\$	\$	\$
Hong Kong.....				44					
France.....	4,349	3,177	1,311	2,897	2,827				
Austria-Hungary.....	425	120	4,175	98	5,476	46,611	5,277	1,470	1,731
Japan.....	36,509	139,354	125,821	103,755	109,104	142,651	131,307	106,249	117,467
United States.....									
Total.....	87,894	158,561	136,584	107,719	119,198				
RECAPITULATION.									
British Empire.....						46,611			
Foreign Countries.....						41,283			

CLOTHING—SHAWLS. (Dutiable.)

United Kingdom.....	\$ 264	\$ 1,866	\$ 422	\$ 1,129	\$ 125	\$ 363	\$ 230	\$ 1,098	\$ 629	\$ 473
Hong Kong.....	164	32	41	140	45					
Austria-Hungary.....	122									
France.....	16		8			1,631	2,250	2,828	1,985	724
Germany.....	274									
Italy.....	464									
Japan.....	24		21	87	48	368	1,898	463	1,269	170
Switzerland.....			1,238		33	1,263	352	2,365	716	551
Total.....										
RECAPITULATION.										
British Empire.....						368				
Foreign Countries.....						1,263				

No. 19—Imports for Consumption, by Articles and Countries, during Fiscal Years ended March 31, 1915-1919—*Con.*

Imported from—	1915	1916	1917	1918	1919	Imported from—	1915	1916	1917	1918	1919
United Kingdom.....	169	84	41	24	34	United Kingdom.....	2,851	1,344	1,412	605	1,243
Hong Kong.....	8	2	1	1	1	Hong Kong.....	134	73	2	71	49
France.....	337	661	1,170	689	666	France.....	4,865	8,082	17,719	14,282	16,762
Japan.....	104	175	232	311	239	Japan.....	2,303	2,662	5,485	9,336	7,791
United States.....	618	922	1,443	1,034	940	United States.....	10,153	12,761	24,618	24,294	25,845
Total.....						Total.....					
RECAPITULATION.						RECAPITULATION.					
British Empire.....	177	84	41	26	35	British Empire.....	2,985	1,344	1,414	676	1,292
Foreign Countries.....	441	838	1,402	1,005	905	Foreign Countries.....	7,168	11,417	23,204	23,618	24,553

TEXTILES—Continued.

SILK—Continued.

Clothing—Suits. (Dutiable.)

Clothing—Socks and Stockings. (Dutiable.)

Doz. pr.	Doz. pr.	Doz. pr.	Doz. pr.	Doz. pr.	Doz. pr.	Doz. pr.	Doz. pr.	Doz. pr.	Doz. pr.	Doz. pr.	Doz. pr.	\$	\$	\$	\$	\$	\$
United Kingdom.....	4,552	3,203	2,375	739	803	United Kingdom.....	17,290	11,429	11,279	8,348	8,201						
British East Indies.....						British East Indies.....											
Straits Settlements.....						Straits Settlements.....											
Hong Kong.....	32	256	125	57	27	Hong Kong.....	193	1,691	26	6	6						
France.....	15,399	219	370	275	617	France.....	2,377	2,800	1,231	768	200						
Germany.....	527	219	370	275	617	Germany.....	29,462	1,219	1,866	1,705	4,179						
Japan.....	146	66,761	94,428	84,894	59,933	Japan.....	879	218,857	324,339	380,340	382,689						
Switzerland.....	77,381	70,439	97,307	85,967	52,381	Switzerland.....	265,343	233,196	338,741	391,225	395,335						
United States.....	98,219	70,439	97,307	85,967	52,381	United States.....	318,394	233,196	338,741	391,225	395,335						
Total.....						Total.....											
RECAPITULATION.						RECAPITULATION.											
British Empire.....	4,554	3,203	2,384	741	804	British Empire.....	17,483	11,429	11,305	8,362	8,207						
Foreign Countries.....	93,635	67,236	94,923	85,226	51,577	Foreign Countries.....	800,911	221,667	327,436	352,863	387,128						

SESSIONAL PAPER No. 10b

HANDKERCHIEFS. (Dutiable.)

United Kingdom.....	\$ 28,571	\$ 17,268	\$ 48,539	\$ 37,614	\$ 15,573	\$ 439	\$ 72	\$ 63	\$ 198
British East Indies.....				16		437	1,255	2,321	576
Strait Settlements.....				3,999	1,408				
Hong Kong.....	1,842	702	2,506						
Malta.....	1,025	654	676	650	209				
China.....	1,177	261	183	53	4				
France.....	41,562	31,373	79,073	67,728	89,814				
Japan.....									
Portugal.....									
Azores and Madeira.....		65							
Switzerland.....									
United States.....									
Total.....						74,073	51,680	133,397	107,842
RECAPITULATION.									
British Empire.....						30,413	17,970	51,081	17,041
Foreign Countries.....						43,660	33,660	82,316	90,801

SEWING AND EMBROIDERY SILK; SILK TWIST, AND SILK FLOSS. (Dutiable.)

United Kingdom.....	\$ 40,647	\$ 53,663	\$ 71,316	\$ 87,141	\$ 78,250	\$ 71,478	\$ 105,989	\$ 212,559	\$ 275,960
Hong Kong.....	19	39	44	11	3				
France.....	61	61		4					
Germany.....	173				145				
Italy.....		3							
Japan.....	20	8	40	36					
Switzerland.....	4								
United States.....									
Total.....						118,402	159,702	283,959	354,484
RECAPITULATION.									
British Empire.....						46,666	53,702	71,380	78,253
Foreign Countries.....						71,736	106,000	212,599	276,231

SILK IN THE GUM OR SPUN, FOR THE MANUFACTURE OF RIBBONS AND SHOE-LACES. (Dutiable.)

United Kingdom.....	\$ 1,522	\$ 1,733	\$ 340	\$ 1,055	\$ 503	\$	\$	\$	\$
United States.....									
Total.....	1,522	1,733	340	1,055	503	1,522	1,733	340	1,055
RECAPITULATION.									
British Empire.....									
Foreign Countries.....									

SILK, IN THE GUM, OR SPUN, FOR THE MANUFACTURE OF SILK UNDERWEAR OR OF WOVEN LABELS AND SPUN SILK FOR THE MANUFACTURE OF SILK THREAD FOR USE IN THE MANUFACTURE OF SUCH ARTICLES. (Free.)

United Kingdom.....	Lb. 10,783	Lb. 10,414	Lb. 9,178	Lb. 15,334	Lb. 7,171	\$ 22,192	\$ 23,016	\$ 22,655	\$ 49,575
France.....				1,352					5,725
Italy.....	441					858			
Switzerland.....	467					1,260			
United States.....	25,542	21,055	22,818	12,355	16,229	94,926	72,727	93,850	99,579
Total.....	37,333	31,469	31,996	29,041	23,400	119,236	95,743	116,505	134,691
RECAPITULATION.									
British Empire.....	10,783	10,414	9,178	15,334	7,171	22,192	23,016	22,655	49,575
Foreign Countries.....	26,550	21,055	22,818	13,707	16,229	97,044	72,727	93,850	99,579

No. 19—Imports for Consumption, by Articles and Countries, during Fiscal Years ended March 31, 1915-1919—*Con.*

Imported from—	1915	1916	1917	1918	1919	Imported from—	1915	1916	1917	1918	1919
United Kingdom.....	Lb. 11,604	Lb. 275	Lb. 4,696	Lb. 1,338	Lb. 1,338	United Kingdom.....	\$ 34,816	\$ 965	\$ 965	\$ 31,039	\$ 8,363
Japan.....	1,017	• 275	4,696	1,338	1,338	Japan.....	491	282,126	653,535	878,125	1,389,455
Switzerland.....	82,747	80,470	138,765	153,632	212,163	Switzerland.....	279,173				
United States.....	94,458	80,745	138,765	158,648	213,441	United States.....	314,480	283,091	653,535	909,164	1,397,818
Total.....						Total.....					
RECAPITULATION:						RECAPITULATION:					
British Empire.....	94,458	80,745	138,765	158,648	213,441	British Empire.....	314,480	283,091	653,535	909,164	1,397,818
Foreign Countries.....						Foreign Countries.....					

SILK, RAW AS REELED FROM THE COCOON, NOT BEING DOUBLED, TWISTED OR ADVANCED IN MANUFACTURE IN ANY WAY. (Free.)

TEXTILES—Continued.
SILK—Concluded.

SILK, SPUN, NOT COLOURED, N.O.P., SILK IN THE GUM NOT MORE ADVANCED THAN SINGLE TRAM OR THROWN ORGANIZINE, NOT COLOURED. (Dutiable.)

Imported from—	1915	1916	1917	1918	1919	Imported from—	1915	1916	1917	1918	1919
United Kingdom.....	Lb. 1,568	Lb. 902	Lb. 20	Lb. 20	Lb. 20	United Kingdom.....	\$ 2,043	\$ 1,157	\$ 92	\$ 92	\$ 92
China.....	51	51				China.....	107	1,278	1,942	15,083	25,883
Hong Kong.....	557	557				Hong Kong.....	2,955	6,536	1,942	15,083	25,883
Italy.....	1,417	2,433	359	2,530	4,195	Italy.....	6,383	7,603	2,034	15,083	25,883
United States.....	3,593	3,335	379	2,530	4,195	United States.....	2,043	1,157	92	92	92
Total.....						Total.....	4,340	6,536	1,942	15,083	25,883
RECAPITULATION:						RECAPITULATION:					
British Empire.....	1,568	902	20	20	20	British Empire.....	2,043	1,157	92	92	92
Foreign Countries.....	2,025	2,433	359	2,530	4,195	Foreign Countries.....	4,340	6,536	1,942	15,083	25,883

OTHER SILK AND MANUFACTURES OF N.O.P., OR OF WHICH SILK IS THE COMPONENT PART OF CHIEF VALUE, N.O.P. (Dutiable.)

Imported from—	1915	1916	1917	1918	1919	Imported from—	1915	1916	1917	1918	1919
United Kingdom.....	\$ 91,404	\$ 47,777	\$ 49,782	\$ 42,661	\$ 48,323	Switzerland.....	\$ 416	\$ 99	\$ 770	\$ 554	\$ 195
British West Indies.....	288	9	219	436	405	United States.....	55,195	72,074	82,412	116,810	142,220
Hong Kong.....	105	277	219	436	405	Total.....	231,928	155,118	168,192	218,585	249,919
Austria-Hungary.....	107	277	219	436	405						
Belgium.....	107	277	219	436	405						
China.....	643	270	408	399	115						

SESSIONAL PAPER No. 10b

	28	7,440	9,125	11,521	RECAPITULATION.		48,063	50,001	43,097	48,728
Franco.....	57,564						91,692			
Germany.....	2,535	30					143,236			
Italy.....	489	110								
Japan.....	25,172	25,844								
British East Indies—										
India.....										
Straits Settlements.....										
British West Indies.....										
Hong Kong.....										
Malta.....										
Austria-Hungary.....										
Belgium.....										
China.....										
Denmark.....										
Egypt and Sudan.....										
France.....										
Germany.....										
United Kingdom.....	2,562,157	1,959,269	4,020,639	1,385,344			45,313	52,731	41,441	23,690
India.....							413,609	1,007,399	3,395,726	6,006,582
Straits Settlements.....										
British West Indies.....										
Hong Kong.....										
Malta.....										
Austria-Hungary.....										
Belgium.....										
China.....										
Denmark.....										
Egypt and Sudan.....										
France.....										
Germany.....										
United Kingdom.....	4,456	3,761	4,348	3,324			2,098,799	2,098,488	1,280,209	458,440
India.....							1,695,488	4,056,539	6,734,976	12,490,030
Straits Settlements.....										
British West Indies.....										
Hong Kong.....										
Malta.....										
Austria-Hungary.....										
Belgium.....										
China.....										
Denmark.....										
Egypt and Sudan.....										
France.....										
Germany.....										
Total.....	8,139,359	8,707,551	13,757,193	14,943,206						
RECAPITULATION.										
British Empire.....	2,566,613	1,963,039	4,025,093	1,388,687						
Foreign Countries.....	5,572,746	6,744,512	9,732,100	12,763,917						

TOTAL SILK. (Dutiable and Free.)

STOCKINETTES FOR THE MANUFACTURE OF RUBBER BOOTS AND SHOES. (Dutiable.)

	\$	\$	\$	\$	\$	\$	\$	\$	\$	\$
United Kingdom.....	21,915	1,989	1,200	5,537						
United States.....	54,714	196,926	266,635	417,492						
Total.....	76,659	103,305	152,915	267,817						
RECAPITULATION.										
British Empire.....	21,915	5,099	1,989	1,200						
Foreign Countries.....	54,714	98,236	150,926	266,635						

WASTE OR SHODDY FROM COTTON, WOOLLEN, OR OTHER FABRICS OR FROM YARN OR THREAD MACHINED, GARNETTED, OR PREPARED FOR USE (Dutiable.)

	Lb.	Lb.	Lb.	Lb.	Lb.	Lb.	Lb.	\$	\$	\$	\$
United Kingdom.....	1,951,453	1,043,426	1,403,736	472,439	97,434						
France.....											
Germany.....											
Japan.....											
United States.....											
Total.....	4,559,923	3,272,858	3,573,856	2,366,962	1,891,126						
RECAPITULATION.											
British Empire.....	1,951,453	1,043,426	1,403,736	472,439	97,434						
Foreign Countries.....	2,605,470	2,229,432	2,170,120	1,894,463	1,793,692						
United Kingdom.....											
France.....											
Germany.....											
Japan.....											
United States.....											
Total.....	288,850	286,530	433,961	368,373	281,241						
RECAPITULATION.											
British Empire.....	110,432	95,186	187,117	123,512	29,617						
Foreign Countries.....	178,418	191,344	246,844	244,861	251,627						

No. 19—Imports for Consumption, by Articles and Countries, during Fiscal Years ended March 31, 1915-1919—*Con.*

Imported from —	1915	1916	1917	1918	1919	Imported from —	1915	1916	1917	1918	1919
TEXTILES—Continued.											
WEBBING, ELASTIC, OVER ONE INCH WIDE. (Datable.)											
	\$	\$	\$	\$	\$		\$	\$	\$	\$	\$
United Kingdom	18,519	13,962	12,123	7,122	6,443	RECAPTULATION.					
France	911	330	90	159	British Empire	18,519	13,962	12,123	7,122	6,443
Germany	556	Foreign Countries.....	141,285	186,399	284,988	184,338	298,719
United States	142,818	186,069	281,898	181,338	298,510						
Total	162,804	200,361	297,111	191,460	305,162						
WEBBING, NON-ELASTIC, FOR THE MANUFACTURE OF SUSPENDERS. (Datable.)											
	\$	\$	\$	\$	\$		\$	\$	\$	\$	\$
United Kingdom	21	105	21	3,316	RECAPTULATION.					
United States	4,070	3,190	22,421	5,977	3,316	British Empire	21	105	21	3,316
Total	4,091	3,595	22,445	5,977	3,316	Foreign Countries.....	4,070	3,400	22,421	5,977	3,316
WINDOW SHADES CUT TO SIZE OR HEMMED OR MOUNTED ON ROLLERS, N.O.P., AND WINDOW SHADE CLOTH IN THE PIECE.											
	\$	\$	\$	\$	\$		\$	\$	\$	\$	\$
United Kingdom	32,338	20,178	53,118	32,191	26,413	RECAPTULATION.					
Germany	58	British Empire	32,338	20,178	53,118	32,191	26,413
United States	3,155	2,514	1,807	3,381	4,512	Foreign Countries.....	3,213	2,514	1,807	3,381	4,512
Total	35,551	22,692	54,925	35,572	30,925						
WOOL.											
Bed Comforters. (Datable.)											
	No.	No.	No.	No.	No.		No.	No.	No.	No.	No.
United Kingdom	103	303	415	178	United Kingdom	472	510
United States	162	4	19	United States	153	16	169	231
Total	265	307	19	415	178	Total	625	535	100	231
RECAPTULATION.						RECAPTULATION.					
British Empire	103	303	British Empire	472	510
Foreign Countries.....	162	4	19	415	178	Foreign Countries.....	153	16	169	231

No. 19—Imports for Consumption, by Articles and Countries, during Fiscal Years ended March 31, 1915-1919—*Con.*

Imported from—	1915	1916	1917	1918	1919	Imported from—	1915	1916	1917	1918	1919
United Kingdom.....	No.	No.	No.	No.	No.	United States.....	\$	\$	\$	\$	\$
United States.....	4,864	4,864	4,864	4,864	4,864	United States.....	91,452	91,452	91,452	91,452	91,452
Total.....	1,649	1,649	1,649	1,649	1,649	United States.....	17,874	17,874	17,874	17,874	17,874
RECAPITULATION:						Total.....	109,326	109,326	109,326	109,326	109,326
British Empire.....	1,787	1,787	1,787	1,787	1,787	RECAPITULATION:					
Foreign Countries.....	342	342	342	342	342	British Empire.....	91,452	91,452	91,452	91,452	91,452
Total.....	2,129	2,129	2,129	2,129	2,129	Foreign Countries.....	17,874	17,874	17,874	17,874	17,874
Brussels, including Wilton and Teppe. (Dutiable.)											
United Kingdom.....	Yd.	Yd.	Yd.	Yd.	Yd.	United Kingdom.....	\$	\$	\$	\$	\$
Austria-Hungary.....	148,066	148,066	148,066	148,066	148,066	Austria-Hungary.....	108,014	108,014	108,014	108,014	108,014
France.....	630	630	630	630	630	France.....	623	623	623	623	623
Germany.....	305	305	305	305	305	Germany.....	453	453	453	453	453
Turkey.....	187	187	187	187	187	Turkey.....	328	328	328	328	328
United States.....	400	400	400	400	400	United States.....	400	400	400	400	400
Total.....	969	969	969	969	969	Total.....	1,438	1,438	1,438	1,438	1,438
RECAPITULATION:						RECAPITULATION:					
British Empire.....	130,377	130,377	130,377	130,377	130,377	British Empire.....	171,256	171,256	171,256	171,256	171,256
Foreign Countries.....	50,477	50,477	50,477	50,477	50,477	Foreign Countries.....	55,076	55,076	55,076	55,076	55,076
Total.....	180,854	180,854	180,854	180,854	180,854	Total.....	226,332	226,332	226,332	226,332	226,332
Brussels and Wilton, all kinds, in the Roll. (Dutiable.)											
United Kingdom.....	Yd.	Yd.	Yd.	Yd.	Yd.	United Kingdom.....	\$	\$	\$	\$	\$
United States.....	148,066	148,066	148,066	148,066	148,066	United Kingdom.....	30,212	30,212	30,212	30,212	30,212
Total.....	2,511	2,511	2,511	2,511	2,511	United States.....	726	726	726	726	726
RECAPITULATION:						Total.....	30,938	30,938	30,938	30,938	30,938
British Empire.....	17,649	17,649	17,649	17,649	17,649	RECAPITULATION:					
Foreign Countries.....	217	217	217	217	217	British Empire.....	30,212	30,212	30,212	30,212	30,212
Total.....	17,866	17,866	17,866	17,866	17,866	Foreign Countries.....	726	726	726	726	726

SESSIONAL PAPER No. 10b

Brussels and Wilton, all kinds, in Squares. (Dutiable.)

	No.	No.	No.	No.	No.	\$	\$	\$	\$	\$
United Kingdom.....				944						
China.....			8,760	18						23,805
United States.....			584	633					166,842	715
Total.....			9,344	1,615					14,391	19,391
RECAPITULATION.										
British Empire.....			8,760	944						
Foreign Countries.....			584	671					166,842	23,805
Total.....			9,344	1,615					14,391	20,136

Ingrain, 2 and 3-Ply, all Wool or Union. (Dutiable.)

	Yd.	Yd.	Yd.	Yd.	Yd.	\$	\$	\$	\$	\$
United Kingdom.....	19,495	20,701	6,374							
France.....	281									5,018
Germany.....	2,131									
United States.....	338	262	186							
Total.....	22,245	20,963	6,560			14,821	16,899	232	449	
RECAPITULATION.										
British Empire.....	19,495	20,701	6,374			14,821	16,899	232	449	
Foreign Countries.....	2,750	262	186			2,481	232			
Total.....	22,245	20,963	6,560			17,302	17,131	5,467		

Ingrain, 2 and 3-Ply, all Wool or Union, or Paper Fibre, all kinds, in the Roll. (Dutiable.)

	Yd.	Yd.	Yd.	Yd.	Yd.	\$	\$	\$	\$	\$
United Kingdom.....					412					
United States.....					2,840					2,345
Total.....					3,252				1,780	2,082
RECAPITULATION.										
British Empire.....					412					245
Foreign Countries.....					2,840				1,780	2,408
Total.....					3,252				1,780	2,653

No. 19—Imports for Consumption, by Articles and Countries, during Fiscal Years ended March 31, 1915-1919—*Con.*

Imported from	1915	1916	1917	1918	1919	Imported from—	1915	1916	1917	1918	1919
United Kingdom	No.	No.	No.	No.	No.	United Kingdom	\$	\$	\$	\$	\$
United States	648	344	439	648	648	United States	2,584			2,584	3,399
Total	728	439	728	728	728	Total	3,764			3,764	3,929
RECAPITULATIONS											
British Empire	80	95	80	80	80	British Empire	1,180			1,180	530
Foreign Countries	648	344	648	648	648	Foreign Countries	2,584			2,584	3,399

TEXTILES—Continued.
WOOL—Continued.

CARPETS, MATS AND RUGS—Continued.

Ingrain, 2 and 3-Ply, all Wool or Union, or Paper Fibre, all kinds, in Squares (Dutiable.)

Mats and Rugs, including Hearth Sizes, 30 sq. ft. and Smaller, Wool, n.o.p. (Dutiable.)

	No.	No.	No.	No.	No.		\$	\$	\$	\$	\$
United Kingdom	346,947	357,205	304,066			Japan	3,143	4,065	6,010		
British East Indies	41	1,194	16			Netherlands	12				
India						Persia	1,463	3,603			
British Oceania						Turkey	9,050		95,802		
New Zealand						United States	39,114	46,043			
Egypt and Sudan	22	973	1,087			Total	398,405	414,032	407,049		
Hong Kong	387	30				RECAPITULATIONS					
Austria-Hungary	435					British Empire	347,010	359,402	305,169		
Belgium	786	854	190			Foreign Countries	51,455	51,630	101,880		
Egypt and Sudan	1,540					RECAPITULATIONS					
France	329					United States				101,250	58,739
French Africa	4,224		48			Total				245,380	111,350
Germany	2					British Empire					
Italy						Foreign Countries				128,542	39,324

Mats and Hearth Rugs, up to 3 feet x 6 feet, and Runners. (Dutiable.)

	\$	\$	\$	\$	\$		\$	\$	\$	\$	\$
United Kingdom				128,357	39,249	United States					
British East Indies						Total					
India				185	68	RECAPITULATIONS					
Hong Kong					3	British Empire					
Newfoundland				194	3,828	Foreign Countries					
China				280	9,429	Total					
France				15,144		United States					
Japan						British Empire					
						Foreign Countries					

SESSIONAL PAPER No. 10b

Tapestry, including Drum Printed or Machine Printed, and Velvet. (Dutiable.)

	Yd.	Yd.	Yd.	Yd.	Yd.	Yd.	Yd.	\$	\$	\$	\$	\$
United Kingdom.....	387,361	239,847	224,073					201,450	131,964	147,363		
British East Indies—												
India.....												
Straits Settlements.....											26	
Other.....	294		25					68				
France.....	20							31				
French Africa.....	1,625							1,019				
Germany.....	1,578	2,214	4,705					947	1,540	5,002		
United States.....												
Total.....	390,788	242,061	228,803					203,515	133,510	152,391		
RECAPITULATION.												
British Empire.....	387,361	239,847	224,098					201,450	131,964	147,389		
Foreign Countries.....	3,427	2,214	4,705					2,065	1,546	5,002		

Tapestry and Velvets, all kinds in the Roll. (Dutiable.)

	Yd.	Yd.	Yd.	Yd.	Yd.	Yd.	Yd.	\$	\$	\$	\$	\$
United Kingdom.....												
British Guiana.....												
Italy.....											50	
United States.....												2,011
Total.....											69,247	19,639
RECAPITULATION.												
British Empire.....											62,303	17,589
Foreign Countries.....											6,944	2,011

Tapestry and Velvets, all kinds, in Squares. (Dutiable.)

	No.	No.	No.	No.	No.	No.	No.	\$	\$	\$	\$	\$
United Kingdom.....												
Hong Kong.....												
United States.....												19,677
Total.....											252,958	143,216
RECAPITULATION.												
British Empire.....											242,117	123,539
Foreign Countries.....											10,841	19,677

SESSIONAL PAPER No. 106

Japan.....	29	4	315
Russia.....	73		249
United States.....	588		1,040
Total.....	1,450		42,516
RECAPITULATION.			
British Empire.....	1,383	406	78,698
Foreign Countries.....	597	3,543	35,933
Total.....			42,765
RECAPITULATION.			
British Empire.....			22,522
Foreign Countries.....			188,374

CLOTHING—KNITTED GOODS, N.O.P. (Dutiable.)

United Kingdom.....	\$ 422,737	\$ 314,675	\$ 409,957	\$ 421,650	\$ 260,946	\$ 6,803	\$ 1,328	\$ 610	\$ 1,406	\$ 1,476
Hong Kong.....					38	32,999	96,020	150,337	164,125	217,749
Newfoundland.....					4					
Austria-Hungary.....	1,875	21	3,228	1,285	64	510,439	412,323	564,574	592,045	486,404
Belgium.....	2,811	35								
France.....	21,449	106	182	3,576	127	422,737	314,675	409,957	421,650	369,988
Germany.....		11				87,702	97,648	194,617	170,369	219,416
Netherlands.....	331									
RECAPITULATION.										
Switzerland.....										
United States.....										
Total.....										
RECAPITULATION.										
British Empire.....										
Foreign Countries.....										

CLOTHING—OUTSIDE GARMENTS FOR WOMEN AND CHILDREN. (Dutiable.)

United Kingdom.....	\$ 191,564	\$ 161,617	\$ 181,237	\$ 137,832	\$ 106,509	\$ 241	\$ 705,315	\$ 438	\$ 215	\$ 202
Hong Kong.....			14	135	13	349,528	1,151,495	1,151,495	1,299,615	1,139,416
Newfoundland.....	445									
Austria-Hungary.....	243		1,470	50	3,751	568,674	868,330	1,336,083	1,347,848	1,240,919
France.....	2,827	1,391								
Germany.....	23,407		16		28	192,009	161,617	181,251	137,965	106,522
Japan.....		17				376,665	706,713	1,154,852	1,209,883	1,149,397
Netherlands.....	419									
Spain.....			1,413							
RECAPITULATION.										
Switzerland.....										
United States.....										
Total.....										
RECAPITULATION.										
British Empire.....										
Foreign Countries.....										

CLOTHING—SHAWLS (Dutiable.)

United Kingdom.....	\$ 67,524	\$ 54,064	\$ 79,706	\$ 110,332	\$ 93,836	\$ 57,524	\$ 54,064	\$ 79,706	\$ 110,332	\$ 93,836
Austria-Hungary.....	1,403					6,103	1,437	2,839	6,713	7,555
France.....	283									
Germany.....	4,132									
Italy.....	6									
Japan.....										
United States.....	279	1,457	2,839	6,713	7,555	57,524	6,103	2,839	6,713	7,555
Total.....	63,627	56,121	82,545	117,047	101,391					

No. 19—Imports for Consumption, by Articles and Countries, during Fiscal Years ended March 31, 1915-1919—*Con.*

Imported from—	1915	1916	1917	1918	1919	Imported from—	1915	1916	1917	1918	1919
Dozen.	Dozen.	Dozen.	Dozen.	Dozen.	Dozen.		\$	\$	\$	\$	\$
United Kingdom.....	2,936	1,450	994	984	435	United Kingdom.....	27,550	15,422	12,631	15,798	8,883
France.....	6				157	France.....	157	1			
Switzerland.....	4				48	Switzerland.....	48				
Japan.....	630	191	405	209	33	Japan.....	4,921	1,667	4,207	2,691	154
United States.....					498	United States.....					
Total.....	3,556	1,641	1,399	1,193	984	Total.....	32,676	17,090	16,838	18,759	9,337
RECAPITULATION.						RECAPITULATION.					
British Empire.....	2,936	1,450	994	984	435	British Empire.....	27,550	15,422	12,631	15,798	8,883
Foreign Countries.....	630	191	405	209	33	Foreign Countries.....	5,126	1,668	4,207	2,691	484

TEXTILES—Continued.

WOOL—Continued.

Clothing—Shirts. (Dutiable.)

Clothing—Socks and Stockings. (Dutiable.)

Imported from—	1915	1916	1917	1918	1919	Imported from—	1915	1916	1917	1918	1919
Doz. pr.	Doz. pr.	Doz. pr.	Doz. pr.	Doz. pr.	Doz. pr.		\$	\$	\$	\$	\$
United Kingdom.....	645,270	362,179	392,027	249,062	95,950	United Kingdom.....	1,170,615	740,687	1,031,362	794,505	492,211
Hong Kong.....	3	60			15	Hong Kong.....	15	38			
Newfoundland.....	67				1	Newfoundland.....	1				
Austria-Hungary.....	201				272	Austria-Hungary.....	272				
Belgium.....	665				240	Belgium.....	240				
China.....	9,428	243			1,073	China.....	1,073	516	111	204	111
France.....	3				2	France.....	16,286				
Germany.....	3				9	Germany.....	2				
Italy.....	4				27	Italy.....	3	174		128	129
Japan.....	49	2	55	51	164	Japan.....	164				
Netherlands.....	80	13			202	Netherlands.....	202	57	11		
Switzerland.....	21,898	123,518	171,882	45,825	46,903	Switzerland.....	46,903	225,777	327,530	118,804	74,965
United States.....					16,906	United States.....					
Total.....	677,668	485,955	567,059	245,538	112,965	Total.....	1,255,782	967,048	1,359,229	913,643	567,407
RECAPITULATION.						RECAPITULATION.					
British Empire.....	645,273	362,179	392,087	249,062	95,350	British Empire.....	1,170,631	740,687	1,031,100	794,505	492,211
Foreign Countries.....	32,395	123,776	174,972	45,436	17,015	Foreign Countries.....	65,151	226,361	327,829	119,138	75,196

SESSIONAL PAPER No. 10b

CLOTHING—UNDERSHIRTS AND DRAWERS. (Dutiable.)

United Kingdom.....	\$ 342,790	\$ 193,913	\$ 134,162				\$
France.....	2,443	629	25				
Germany.....	1,321						
Japan.....	7,963	31	3,663				
Switzerland.....	6,639	3,133	2,826			342,790	101,758
United States.....	37,645	116,929	66,341			49,358	79,305
Total.....	392,148	326,011	179,158			158,789	134,162
				RECAPITULATION.			
				British Empire.....			101,758
				Foreign Countries.....			79,305
				Total.....			181,063

CLOTHING, N. O. F. (Dutiable.)

United Kingdom.....	\$ 721,787	\$ 390,240	\$ 595,718				\$
British East Indies—							
India.....	82						
Australia.....							
British West Indies.....			63				
Hong Kong.....	74		344				
Newfoundland.....	58		115				
Austria-Hungary.....	398						
Belgium.....	3,731						
China.....							
France.....	9,872	631	41				
Germany.....	22,558	18					
Total.....							
				RECAPITULATION.			
				British Empire.....			
				Foreign Countries.....			
				Total.....			

FABRICS—CASSIMERES, CLOTHS AND DOESKINS. (Dutiable.)

United Kingdom.....	Yard. 1,587,875	Yard. 1,159,629	Yard. 2,274,801	Yard. 983,268	\$ 1,394,885	\$ 1,136,899	\$ 2,608,781	\$ 1,775,196	\$ 2,470,811
Austria-Hungary.....	7,134				6,299				
Belgium.....	4								
China.....	59,315	2,852	724	384	55,706	3,540	799	3,131	937
France.....	40,749	222			34,679	242			
Germany.....	86				135				
Italy.....					4,147				
Japan.....	5,570		1,150	1,792					
Netherlands.....	193				226				
Switzerland.....	143,182	302,357	490,709	493,329	161,815	307,694			
United States.....									
Total.....									
					1,658,163	1,442,385	3,163,387	2,368,069	3,551,694
				RECAPITULATION.					
				British Empire.....					
				Foreign Countries.....					
				Total.....					

No. 19—Imports for Consumption, by Articles and Countries, during Fiscal Years ended March 31, 1915-1919—*Con.*

Imported from—	1915	1916	1917	1918	1919	Imported from—	1915	1916	1917	1918	1919
TEXTILES—Continued.											
WOOL—Continued.											
FABRICS—COTTONS AND OVERCOTTONS. (Dutiable.)											
	Yard.	Yard.	Yard.	Yard.	Yard.		\$	\$	\$	\$	\$
United Kingdom.....	1,197,229	972,543	1,383,701	585,221	408,428	United Kingdom.....	976,629	855,006	1,524,689	895,293	1,056,091
Austria-Hungary.....	2,489	Austria-Hungary.....	2,370
Belgium.....	5,494	Belgium.....	2,413
France.....	7,747	380	France.....	5,790	528
Germany.....	11,900	879	Germany.....	10,917
Netherlands.....	9,642	Netherlands.....	7,775	1,448
United States.....	16,136	109,333	102,851	72,960	41,932	United States.....	13,090	90,429	110,381	126,261	111,763
Total.....	1,250,697	1,082,815	1,486,932	658,181	450,369	Total.....	1,019,014	946,882	1,635,598	1,021,554	1,167,854
RECAPITULATION.											
British Empire.....	1,197,229	972,513	1,383,701	585,221	408,428	British Empire.....	976,629	855,006	1,524,689	895,293	1,056,091
Foreign Countries.....	53,468	110,272	103,231	72,960	41,932	Foreign Countries.....	42,385	91,876	110,909	126,261	111,763
FABRICS—DRESS GOODS FOR WOMEN AND CHILDREN, COAT LININGS, ITALIAN CLOTHS, ALPACAS, ORGANS, CASHMERS, HENRIETTES, SEROES, BUSTINGS, NUN'S CLOTH, REGALINES, WHIP CORDS, TWEELS, PLAIN OR JACQUARDS OF SIMILAR FABRICS, NOT EXCEEDING IN WEIGHT 5 oz. TO THE SQUARE YARD, GRAY OR UNFINISHED, TO BE DYED OR FINISHED IN CANADA. (Dutiable.)											
	Sq. Yd.	Sq. Yd.	Sq. Yd.	Sq. Yd.	Sq. Yd.		\$	\$	\$	\$	\$
United Kingdom.....	1,226,209	2,215,156	3,340,191	1,947,651	2,575,173	United Kingdom.....	324,080	800,643	1,853,969	1,186,968	1,958,456
Belgium.....	4,601	Belgium.....	1,317
France.....	4,343	103	France.....	1,802	60
Japan.....	Japan.....
United States.....	1,979	31,586	68,339	3,914	41,232	United States.....	928	19,219	38,152	4,065	41,251
Total.....	1,237,132	2,246,845	3,408,521	1,951,565	2,630,404	Total.....	328,127	819,931	1,892,121	1,191,633	2,013,788
RECAPITULATION.											
British Empire.....	1,226,209	2,215,156	3,340,191	1,947,651	2,575,173	British Empire.....	324,080	800,643	1,853,969	1,186,968	1,958,456
Foreign Countries.....	10,923	31,689	68,330	3,914	55,231	Foreign Countries.....	4,047	19,288	38,152	4,065	55,332
FABRICS—FURT CLOTH, N.O.P. (Dutiable.)											
	Yard.	Yard.	Yard.	Yard.	Yard.		\$	\$	\$	\$	\$
United Kingdom.....	11,796	7,030	12,454	18,429	24,242	United Kingdom.....	14,776	11,711	26,053	38,213	66,805
Belgium.....	2,370	Belgium.....	3,869
France.....	11,381	4,640	931	928	193	France.....	7,904	2,163	880	1,057	929
Germany.....	952	Germany.....	400
Netherlands.....	225	Netherlands.....	428

SESSIONAL PAPER No. 10b

United States.....	28,548	33,431	42,827	45,007	60,203	23,112	39,405	69,858	78,044	126,175
Total.....	55,372	45,101	56,212	64,961	84,638	50,570	53,279	96,791	117,514	193,999
RECAPITULATION.										
British Empire.....	11,796	7,030	12,451	18,429	24,212	14,776	11,711	29,053	38,213	65,895
Foreign Countries.....	43,576	38,071	43,761	46,535	60,396	35,893	41,568	70,738	79,101	127,104

FABRICS—FLANNELS, PLAIN, NOT FANCY. (Dutiable.)

United Kingdom.....	Yard.	Yard.	Yard.	Yard.	Yard.	Yard.	Yard.	\$	\$	\$	\$	\$	\$
United Kingdom.....	824,221	601,664	929,790	586,672	188,746	131,832	122,184	221,239	165,168	66,690			
France.....	32,364	2,699	252			7,078	971	95					
Germany.....	333												
Japan.....		74	644	90	50	79	29	173	20	24			
United States.....	1,291,231	315,035	199,394	98,523	43,733	527,586	86,956	53,185	26,756	18,918			
Total.....	2,218,149	919,472	1,130,080	685,295	232,519	696,505	210,140	277,692	191,944	85,662			
RECAPITULATION.													
British Empire.....	824,221	601,664	929,790	586,672	188,746	131,832	122,184	221,239	165,168	66,690			
Foreign Countries.....	1,393,928	317,808	200,290	98,613	43,773	564,743	87,956	53,453	26,776	18,972			

FABRICS OF WOOL, OR OF COTTON AND WOOL, COMMONLY DESCRIBED AND SOLD AS LUSTRES, MOHAIRS, ALPACA AND ITALIAN LININGS. (Dutiable.)

United Kingdom.....	Yard.	Yard.	Yard.	Yard.	Yard.	Yard.	Yard.	\$	\$	\$	\$	\$	\$
United Kingdom.....	2,679,239	2,329,769	2,757,766	2,389,708	2,027,795	795,384	732,869	1,031,670	1,148,263	1,390,292			
Belgium.....	420	25				78	6						
France.....	4,468					1,022	33						
Germany.....	720	78				308	59						
Netherlands.....		135	18										
United States.....	6,067	41,415	29,359	76,996	56,367	1,736	12,651	13,891	34,996	31,762			
Total.....	2,690,614	2,872,422	2,787,143	2,466,794	2,084,162	799,428	765,618	1,045,483	1,183,259	1,392,054			
RECAPITULATION.													
British Empire.....	2,679,239	2,890,769	2,757,766	2,389,708	2,027,795	795,384	732,869	1,031,670	1,148,263	1,390,292			
Foreign Countries.....	11,375	41,653	29,377	76,996	56,367	4,044	12,749	13,813	34,996	31,762			

FABRICS—PRINCESSA CLOTH. (Free.)

United Kingdom.....	\$	\$	\$	\$	\$	\$	\$	\$	\$	\$
United Kingdom.....	42,997	19,730	13,914	20,073	2,702	42,997	10,730	13,914	20,073	2,702
United States.....			1,081					1,081		
Total.....	42,997	19,730	14,995	20,073	2,702	42,997	10,730	13,914	20,073	2,702
RECAPITULATION.										
British Empire.....						42,997	10,730	13,914	20,073	2,702
Foreign Countries.....			1,081					1,081		

No. 19—Imports for Consumption, by Articles and Countries, during Fiscal Years ended March 31, 1915-1919—*Con.*

Imported from—	1915	1916	1917	1918	1919	Imported from—	1915	1916	1917	1918	1919
United Kingdom.....	1,601,413	1,509,810	2,716,359	1,480,115	505,938	United Kingdom.....	831,449	801,354	2,003,810	1,297,701	784,622
Austria-Hungary.....	20				27	Austria-Hungary.....	188				
Belgium.....	239				27	Belgium.....	2,712			71	
France.....	8,958			104		France.....	9,532	294	359		
Germany.....	18,082	389	354			Germany.....					
Japan.....			209			Japan.....			46		
Netherlands.....	10,813	5,209	578			Netherlands.....	1,618	3,754	451		
United States.....	100,428	183,081	177,776	169,151	65,794	United States.....	169,424	55,947	137,516	178,210	109,907
Total.....	1,739,971	1,608,489	2,895,787	1,649,430	571,732	Total.....	1,017,980	951,349	2,142,215	1,475,982	888,529
RECAPITULATION.						RECAPITULATION.					
British Empire.....	1,601,413	1,509,810	2,716,879	1,480,115	505,938	British Empire.....	831,449	801,354	2,003,810	1,297,701	784,622
Foreign Countries.....	138,558	158,679	178,908	169,315	65,794	Foreign Countries.....	186,531	59,995	138,405	178,281	103,907

FELT, PRESSED, OF ALL KINDS, NOT FILLED OR COVERED BY OR WITH ANY WOVEN FABRIC. (Dutiable.)

	Lb.	Lb.	Lb.	Lb.	Lb.		\$	\$	\$	\$	\$
United Kingdom.....	360,519	112,856	151,757	57,339	66,514	United Kingdom.....	145,904	46,325	43,017	49,114	57,588
Austria-Hungary.....	38,965					Austria-Hungary.....	9,466				
Belgium.....	80					Belgium.....	42				
France.....			272	72		France.....			263	32	
Germany.....	50,600					Germany.....	29,429				
Netherlands.....	608,229	656,411	1,418,386	1,678,228	1,135,819	Netherlands.....	129,643	121,662	259,574	322,527	321,449
United States.....						United States.....					
Total.....	1,058,393	769,267	1,570,415	1,735,630	1,202,333	Total.....	298,484	167,987	302,884	371,673	379,037
RECAPITULATION.						RECAPITULATION.					
British Empire.....	360,519	112,856	151,757	57,339	66,514	British Empire.....	145,904	46,325	43,017	49,114	57,588
Foreign Countries.....	697,874	656,411	1,418,658	1,678,290	1,135,819	Foreign Countries.....	150,580	121,662	259,867	322,559	321,449

SESSIONAL PAPER No. 10b

NOILS, BEING THE SHORT WOOL WHICH FALLS FROM THE COMBS IN WORSTED FACTORIES, AND WORSTED TOPS, N.O.P. (Free.)

	\$	\$	\$	\$	\$	\$	\$	\$	\$
United Kingdom	1,033,504	2,334,887	2,464,016	3,882,410	4,774,033				
Newfoundland					415				
Belgium	1,005	253,062	523,561	536,444	540,314				
United States	278,376	2,587,949	2,983,177	4,418,854	5,314,793				
Total	1,312,885	2,587,949	2,983,177	4,418,854	5,314,793				

RAILWAY RUGS. (Dutiable.)

	\$	\$	\$	\$	\$	\$	\$	\$	\$
United Kingdom	44,479	29,550	53,295	53,189	42,907				
British Oceania—									
New Zealand									
Belgium	493	559							
France	245								
Germany	354								
United States									
Total	46,098	32,548	53,174	75,459	71,044				

WOOL, VIZ.: LEICESTER, COITSWOLD, LINCOLNSHIRE, SOUTH DOWN COMBING WOOLS, OR WOOLS KNOWN AS LUSTRE WOOLS, AND OTHER LIKE COMBING WOOLS SUCH AS ARE GROWN IN CANADA. (Dutiable.)

	Lb.	Lb.	Lb.	Lb.	Lb.	Lb.	Lb.	\$	\$	\$	\$	\$	\$
United Kingdom	1,506	1,375	1,803	3,090	2,094								
British Oceania—													
Australia			1,764		400								
Newfoundland			39		1,694								
United States	1,506	1,375		32									
Total	1,506	1,375	1,803	3,090	2,094								
RECAPITULATION.													
British Empire	1,506	1,375	1,803	3,058	2,094								
Foreign Countries				32									

WORSTED TOPS, MADE FROM SUCH WOOLS AS ARE MENTIONED IN THE PRECEDING ITEM. (Dutiable.)

	\$	\$	\$	\$	\$	\$	\$	\$	\$
United Kingdom		420							
United States									
Total		420							

	\$	\$	\$	\$	\$	\$	\$	\$	\$
RECAPITULATION.									
British Empire									
Foreign Countries		420							
Total		420							

No. 19—Imports for Consumption, by Articles and Countries, during Fiscal Years ended March 31, 1915-1919—*Con.*

Imported from—	1915	1916	1917	1918	1919	Imported from—	1915	1916	1917	1918	1919
United Kingdom.....	Lb. 3,708,798	Lb. 9,192,059	Lb. 5,959,791	Lb. 2,007,731	Lb. 350,293	United Kingdom.....	\$ 1,008,157	\$ 3,393,914	\$ 2,499,973	\$ 1,008,679	\$ 292,722
British Africa, South.....	93,569	34,710	102,461	809,329	1,775,918	British Africa, South.....	19,109	6,451	26,864	491,089	1,161,297
British East Indies.....						British East Indies—					
India.....	71,266		69,395			India Oceania—	11,618		18,306		
British Oceania.....						Australia.....	52,981	276,304	261,364	1,574,664	2,600,989
Australia.....	215,460	653,774	659,071	3,035,800	4,989,624	New Zealand.....	316,440	1,203,230	634,367	1,416,242	4,071,174
New Zealand.....	1,186,586	3,858,600	1,974,059	3,071,302	7,953,639	British West Indies.....	16	760	760	131	49
British West Indies.....			4,513	862	100	Newfoundland.....					
Newfoundland.....	65			186	100	Argentina Republic.....	5,213	610,250	322,891	143	286,652
Argentina Republic.....	17,679	1,754,345	988,952		316,820	Chile.....	21,598				
Chile.....		83,500				China.....					
China.....					241,561	France.....	92,803	20,577	176		89,779
France.....	264,582	44,162	576			Germany.....	4,556				
Germany.....	21,425					Italy.....	4,092		8,865		
Italy.....	32,010		29,338			Russia.....	2,076				
Russia.....	15,200					United States.....	2,094,627	2,374,992	2,400,439	1,646,397	513,785
United States.....	7,460,638	5,357,199	5,041,437	2,590,786	527,313	Uruguay.....	5,324	53,668			
Uruguay.....	19,717	162,371				Total.....	3,717,639	7,999,284	6,221,967	6,167,345	9,226,408
Total.....	13,193,986	21,140,729	11,581,159	11,537,996	15,876,738	RECAPITULATION.					
RECAPITULATION.						British Empire.....	1,506,515	4,039,800	3,432,576	4,520,948	8,336,192
British Empire.....	5,362,744	13,739,152	8,530,866	9,007,210	14,799,544	Foreign Countries.....	2,210,491	3,009,385	2,792,391	1,646,397	890,216
Foreign Countries.....	7,831,242	7,401,577	6,090,293	2,530,786	1,086,194						

WOOL WASTE, IN THE WHITE, GARNETTED, FOR THE MANUFACTURE OF WOOLEN GOODS. (FIVE.)

Imported from—	1915	1916	1917	1918	1919	Imported from—	1915	1916	1917	1918	1919
United Kingdom.....	Lb. 30,519	Lb. 291,807	Lb. 478,342	Lb. 700,428	Lb. 215,337	United Kingdom.....	\$ 10,076	\$ 78,388	\$ 289,078	\$ 301,986	\$ 156,655
British Africa, South.....	73,270	32,915	190,610	193,753	178,947	United States.....	20,154	12,162	86,019	90,703	158,942
British East Indies.....						Total.....	30,530	90,550	375,097	451,980	319,297
India.....	103,789	234,722	868,952	893,981	393,384	RECAPITULATION.					
British Oceania.....						British Empire.....	10,076	78,388	289,078	301,986	156,655
Australia.....	30,519	291,807	478,342	700,428	215,337	Foreign Countries.....	20,154	12,162	86,019	90,703	158,942
New Zealand.....	73,270	32,915	190,610	193,753	178,947	Total.....	30,530	90,550	375,097	451,980	319,297
British West Indies.....											
Newfoundland.....	65			186	100						
Argentina Republic.....	17,679	1,754,345	988,952		316,820						
Chile.....		83,500									
China.....					241,561						
France.....	264,582	44,162	576								
Germany.....	21,425										
Italy.....	32,010		29,338								
Russia.....	15,200										
United States.....	7,460,638	5,357,199	5,041,437	2,590,786	527,313						
Uruguay.....	19,717	162,371									
Total.....	13,193,986	21,140,729	11,581,159	11,537,996	15,876,738						
RECAPITULATION.											
British Empire.....	5,362,744	13,739,152	8,530,866	9,007,210	14,799,544						
Foreign Countries.....	7,831,242	7,401,577	6,090,293	2,530,786	1,086,194						

SESSIONAL PAPER No. 10b

YARNS, MORGUE. (Free.)

United Kingdom.....	Lb.	5,556	Lb.	3,671	Lb.	2,455	Lb.	1,333	Lb.	4,079	United Kingdom.....	\$	3,316	\$	2,689	\$	1,914	\$	1,914	\$	11,779
Germany.....		88		1,073		7,398		1,055		114	Germany.....		73		1,002		5,398		1,395		217
United States.....		228		4,741		9,853		2,338		5,093	United States.....		183		3,682		7,512		3,335		11,998
Total.....		5,872		3,671		2,455		1,333		4,979	Total.....		3,572		2,680		1,914		1,970		11,779
RECAPITULATION.		5,556		1,073		7,398		1,055		114	RECAPITULATION.		3,316		1,002		5,398		1,395		217
British Empire.....		316									Foreign Countries.....		256								11,779
Foreign Countries.....																				1,395	217

YARNS SPUN FROM THE HAIR OF THE ALPACA. (Free.)

United Kingdom.....	Lb.	21	Lb.	10,377	Lb.	6,416	Lb.	18,149	United Kingdom.....	\$	20	\$	7,128	\$	18,371	\$	42,873
United States.....				233		441		441	United States.....				268		1,070		1,070
Total.....		21		6,649		10,821		18,119	Total.....		20		7,396		19,441		42,873
RECAPITULATION.		21		6,416		233		441	RECAPITULATION.		20		7,128		18,371		42,873
British Empire.....									British Empire.....								
Foreign Countries.....									Foreign Countries.....								

YARN, WOOL OR WORSTED, GENAPPED, DYED AND FINISHED, FOR THE MANUFACTURE OF BRAIDS, CORDS, TUSSELS AND FRINGES. (Free.)

United Kingdom.....	Lb.	16,986	Lb.	16,968	Lb.	11,572	Lb.	1,435	Lb.	8,331	United Kingdom.....	\$	11,575	\$	10,635	\$	1,630	\$	1,630	\$	
United States.....		191		4,802		1,716		119		172	United States.....		2,982		1,885		126		126		
Total.....		17,177		21,770		13,288		1,254		8,503	Total.....		14,557		12,220		1,756		1,756		
RECAPITULATION.		16,986		4,802		1,716		119		8,331	RECAPITULATION.		11,575		10,635		1,630		1,630		
British Empire.....		191								172	British Empire.....		2,982		1,885		126		126		
Foreign Countries.....											Foreign Countries.....										

YARNS, COMPOSED WHOLLY OR IN PART OF WOOL, WORSTED, THE HAIR OF THE GOAT OR LAMB ANIMAL, N.O.F., COSTING THIRTY CENTS PER POUND OR OVER, WHEN IMPORTED ON THE COP, CORD OR TUSS, OR IN THE HAIR, FOR THE MANUFACTURE OF WOOLEN GOODS. (Dutiable.)

United Kingdom.....	Lb.	1,831,010	Lb.	1,501,922	Lb.	2,652,701	Lb.	1,642,859	Lb.	1,859,951	United Kingdom.....	\$	1,081,083	\$	2,287,782	\$	1,971,984	\$	3,017,060
Belgium.....		4,598		23,616		783,069		428,455		2,903	Belgium.....		2,903						
France.....		23,616		600,176		783,069		428,455		45	France.....		45						
Germany.....		141		600,176		783,069		428,455		29,539	Germany.....		29,539		590,376		738,709		3,017,060
United States.....		45,896		600,176		783,069		428,455		173,311	United States.....		29,539		590,376		738,709		3,017,060
Total.....		1,908,661		2,102,098		3,435,770		2,071,814		2,033,262	Total.....		1,198,457		3,482,538		2,710,693		3,437,169
RECAPITULATION.		1,831,010		1,501,922		2,652,701		1,642,859		1,859,951	RECAPITULATION.		1,151,536		2,287,782		1,971,984		3,017,060
British Empire.....		71,651		600,176		783,069		428,455		173,311	British Empire.....		46,921		55,376		738,709		3,017,060
Foreign Countries.....											Foreign Countries.....								

No. 19—Imports for Consumption, by Articles and Countries, during Fiscal Years ended March 31, 1915-1919—*Con.*

Imported from—	1915	1916	1917	1918	1919	Imported from—	1915	1916	1917	1918	1919
United Kingdom.....	355,135	328,212	547,771	373,623	274,029	United Kingdom.....	219,349	287,642	608,157	505,243	486,396
France.....	1,880	723	1,301	151	1,155	France.....	2,761	1,336	2,653	633	7,284
Germany.....	27,113	6	4	20	2	Germany.....	16,443	7	5	28	
Switzerland.....	181					Japan.....	2				
United States.....	19,207	28,641	26,790	30,579	13,172	Switzerland.....	153				
Total.....	403,559	357,582	575,866	404,373	286,356	United States.....	14,334	20,352	25,352	44,753	24,541
REGULATION.						Total.....	219,039	300,237	635,567	550,957	518,221
British Empire.....	355,135	328,212	547,771	373,623	274,029	REGULATION.					
Foreign Countries.....	48,424	29,370	28,095	30,750	11,327	British Empire.....	219,346	287,612	608,157	505,243	486,396
						Foreign Countries.....	29,693	21,595	27,410	45,714	31,825

OTHER FABRICS AND MANUFACTURES, N. O. P. (Dutiable.)

	\$	\$	\$	\$	\$		\$	\$	\$	\$	\$
United Kingdom.....	5,886,908	5,898,000	9,320,631	5,685,631	5,204,968	Japan.....	472	979	1,962	1,457	4,871
British East Indies—						Netherlands.....	25,762	2,508	87		
India.....	32	32	87			Spain.....	1,630	2,293		1,115	
British West Indies.....	16	7	8			Sweden.....	7,392	2,293	666		
Hong Kong.....	1,362					Switzerland.....	515,211	1,945,152	2,824,026	1,733,732	2,358,371
Austria-Hungary.....	20,689	4,882	1,056			United States.....	6,965,040	7,908,429	12,171,340	7,498,471	7,573,443
Belgium.....	392,561	51,535	21,252	16,316	7,709	Total.....					
China.....	107,042					REGULATION.					
France.....	1,260	1,260	1,088	50		British Empire.....	5,886,924	5,899,027	9,320,796	5,685,631	5,204,968
St. Pierre and Miquelon.....	393	393	378	170	521	Foreign Countries.....	1,078,116	2,909,402	2,850,614	1,732,840	2,371,475
Germany.....						Total.....	309,657	2,223	1,405	50	
Greece.....						REGULATION.	5,335	2,792	9,243	200	521
Italy.....						Total.....					
United Kingdom.....	18,374,509	20,561,252	30,565,618	22,943,222	23,567,074	St. Pierre and Miquelon..					
British Africa, South.....	13,100	6,451	20,861	191,059	1,161,267	Germany.....					
British East Indies—						Greece.....					
India.....	15,022	1,740	30,666	5,155	8,072	Italy.....					
						Total.....					

TOTAL WOOL. (Dutiable and Free.)

	\$	\$	\$	\$	\$
United Kingdom.....	18,374,509	20,561,252	30,565,618	22,943,222	23,567,074
British Africa, South.....	13,100	6,451	20,861	191,059	1,161,267
British East Indies—					
India.....	15,022	1,740	30,666	5,155	8,072

	61	26	39	3,989	5,376	8,629	21,458	38,640
Straits Settlements								
Other								
British Guiana			39					
British Oceania								
Australia	52,294	236,304		41,357	7,769	1,293		
New Zealand	316,440	645,454	2,901,189	2,979	3,668			
British West Indies		27	4,071,174				1,115	1,040
Egypt and Sudan		769	475					
H. Kong	127	96	298	1,625	10,344	16,326	4,790	4,504
Neufundland	5,213	29	324	23,743				
Argentina Republic	20,833	29	1,957	31,434	7,479,593	10,620,671	8,572,268	8,137,198
Austria-Hungary	55,072	322,891	286,952	5,694,116	5,695			
Belgium		1,056		24,838,688	30,370,881	42,167,214	35,086,969	41,297,107
Chile								
China	30	132	96,315					
Egypt and Sudan	1,082							
France	611,422	32,831	21,159	18,674,632	22,093,641	31,451,234	26,463,519	31,771,078
French Africa	300			6,164,665	8,277,249	11,015,989	8,623,450	8,586,929
RECAPITULATION								
United Kingdom	1,611	4,447	650	390	334	2,049	1,911	588
United States	1,611	4,447	650	390	334	2,049	1,911	588
Total	1,611	4,447	650	390	334	2,049	1,911	588
RECAPITULATION								
British Empire	1,611	4,447	650	390	334	2,049	1,911	588
Foreign Countries								
Japan								
Netherlands								
Persia								
Russia								
Spain								
Sweden								
Switzerland								
Turkey								
United States								
Uruguay								
Total								
RECAPITULATION								
British Empire								
Foreign Countries								

YARN OF LINEN OR COTTON FOR THE MANUFACTURE OF MEASURING TAPE LINES. (Dutiable.)

	Lb.	Lb.	Lb.	Lb.	Lb.	Lb.	\$	\$	\$	\$
United Kingdom	1,611	4,447	650	390	334	2,049	1,911	588		
United States	1,611	4,447	650	390	334	2,049	1,911	588		
Total	1,611	4,447	650	390	334	2,049	1,911	588		
RECAPITULATION										
British Empire	1,611	4,447	650	390	334	2,049	1,911	588		
Foreign Countries										

YARN THREAD AND FILAMENTS OF ARTIFICIAL AND IMITATION SILK, PRODUCED FROM A FORM OF CELLULOSE, OBTAINED BY CHEMICAL PROCESSES FROM COTTON OR WOOL, FOR THE MANUFACTURE OF KNITTED, WOVEN OR BRAIDED FABRICS. (Free.)

	Lb.	Lb.	Lb.	Lb.	Lb.	Lb.	\$	\$	\$	\$
United Kingdom	37,681	101,911	206,376	87,527	61,562	49,682	152,780	427,430	216,956	213,495
Belgium	36,238					46,663				
France	1,345		100			1,603		404		
Germany	1,945					1,546				
Italy		25,768	1,600		590		41,116	4,041		1,807
Netherlands	143		1,250			292		1,740		
Switzerland			1,657		1,480			4,307		8,817
United States	51,736	55,064	63,899	72,563	97,664	96,652	125,821	207,172	259,143	499,534
Total	128,148	183,278	276,873	160,090	161,266	196,289	319,717	645,094	476,099	723,653
RECAPITULATION										
British Empire	37,681	101,911	206,376	87,527	61,562	49,682	152,780	427,430	216,956	213,495
Foreign Countries	90,467	81,367	70,497	72,563	99,644	146,607	166,937	217,664	259,143	510,158

No. 19—Imports for Consumption, by Articles and Countries, during Fiscal Years ended March 31, 1915-1919—*Con.*

Imported from—	1915	1916	1917	1918	1919	Imported from—	1915	1916	1917	1918	1919
United Kingdom.....	39,914,425	38,880,372	50,575,252	43,376,242	43,573,654	Germany.....	837,516	6,854	2,914	\$	\$
British Africa, East.....	13,052	6,451	29,864	567,622	1,161,297	German Africa.....	113,395	1,269	2,914	250	50
British Africa, South.....	10,689					Greece.....	74,221	140,925	256,008	129,817	54,583
British East Indies—						Italy.....	574,130	1,180,106	2,273,033	3,898,759	6,683,752
Ceylon.....	1,502,842	2,423,521	3,834,670	4,012,410	7,219,242	Mexico.....	62,014	39,817	71,133	8,433	1,040
India.....	61		30	202	5,989	Netherlands.....	63,931	19,719	10,859	3,880	15,701
Other.....				12	39	Netherlands East Indies.....	1,065	3,382	4,161		
British Oceania.....						Norway.....	6,007	3,668			
Australia.....	53,043	236,383	264,072	1,574,054	2,403,877	Persia.....	10,316	29,240	45,675	32,411	34,554
New Zealand.....	336,588	1,308,272	669,465	2,134,534	3,104,875	Portugal.....	19,358	3,940	19,991	10,368	7,817
British West Indies.....	215	395	827	1,934	1,652	Russia.....	16,629	4,769	14,115	2,182	87
Egypt and Sudan.....	9,492	5,953	9,802	29,452	8,301	Spain.....	1,783	234	7,112		
Hong Kong.....	38		187	87	2	Sweden.....	3,399,197	2,885,749	3,446,290	2,282,711	804,836
Malta.....	2,589	126	114	589	2	Switzerland.....	32,957	29,240			
Newfoundland.....	5,213	600,250	322,801	1,134,534	286,297	Turkey.....	27,362,123	40,689,917	62,510,710	79,810,187	100,550,918
Argentine Republic.....	153,845	248	1,053			United States.....	3,878	11,298			4
Austria-Hungary.....	152,319	5,987	1,053			Hawaii.....	53,608				
Belgium.....	58,733	179,839	296,659	336,110	276,194	Philippine Islands.....					
Chile.....		852				Uruguay.....					
China.....	1,233			596		Total.....	76,992,361	93,274,629	135,440,824	144,513,469	168,878,366
Denmark.....	2,238,360	1,546,850	1,786,847	1,398,699	1,036,094	REGULATION.....					
Ecuador.....	510	3				British Empire.....	41,819,025	42,902,512	61,392,378	56,628,715	59,007,024
Egypt and Sudan.....						Foreign Countries.....	35,143,336	47,412,117	71,048,446	87,884,724	109,871,342
France.....											
French Africa.....											
St. Pierre and Miquelon.....											

TOBACCO.

UNMANUFACTURED. (Free)

Imported from—	1915	1916	1917	1918	1919	Imported from—	1915	1916	1917	1918	1919
United Kingdom.....	124,410	95,937	43,087	6,280	Lb.	United Kingdom.....	39,226	27,040	20,476	4,895	\$
British West Indies.....	31,351	2,289				British West Indies.....	427				
Belgium.....						Belgium.....	5,097				
China.....	542,487	629,408	738,293	984,697	1,049	China.....	214,134	211,513	339,226	484,814	569,556
Cuba.....	521,878	99,540	8,631	521,621	791,781	Cuba.....	145,027	41,681	1,627	1	379
Germany.....	229,544	290,605	118,456	83,129	10,776	Germany.....	98,441	78,893	89,261	139,627	13,783
Mexico.....						Mexico.....					100
Netherlands.....						Netherlands.....					
Dutch East Indies.....					85	Dutch East Indies.....					

No. 19—IMPORTS for Consumption, by Articles and Countries, during Fiscal Years ended March 31, 1915-1919—*Con.*

Imported from—	1915	1916	1917	1918	1919	Imported from—	1915	1916	1917	1918	1919
France.....	Lb. 16	Lb.	Lb.	Lb.	Lb.	France.....	\$ 24				\$
St. Pierre and Miquelon.....						St. Pierre and Miquelon.....					
Germany.....	270					Germany.....	484				
Japan.....	244					Japan.....	829				
Mexico.....	187		49			Mexico.....	486		57		58
Netherlands.....	497	356	21			Netherlands.....	709	809			
Switzerland.....	2					Switzerland.....	5				
United States.....	6,763	5,478	5,189	4,079	3,955	United States.....	23,544	25,441	25,266	29,993	23,681
Philippine Islands.....	2,008	876	803	187	357	Philippine Islands.....	2,133	1,013	789	182	198
Porto Rico.....		1				Porto Rico.....		3			
Total.....	9,257	56,349	52,321	39,152	29,770	Total.....	409,077	244,016	240,666	191,076	159,069
RECAPITULATION.											
British Empire.....	2,025	859	937	638	175	British Empire.....	6,062	2,435	3,235	2,199	75,394
Foreign Countries.....	97,232	55,490	51,384	38,514	29,595	Foreign Countries.....	403,015	241,581	237,431	187,877	158,475
CUT TOBACCO. (Dutiable.)											
United Kingdom.....	Lb. 274,656	Lb. 344,592	Lb. 272,921	Lb. 273,987	Lb. 197,631	United Kingdom.....	\$ 311,156	\$ 529,731	\$ 475,176	\$ 566,495	\$ 259,422
British Africa, South.....	500	155	297	100		British Africa, South.....		82	143	49	
Hong Kong.....	15,095	19,006	13,255	18,114	29,487	Hong Kong.....	4,583	4,789	3,538	6,538	8,634
Malta.....	125	100			21	Malta.....	68	76			21
Newfoundland.....	1,086					Newfoundland.....	654				
Austria-Hungary.....	12,818	13,735	11,411	7,964	6,098	Austria-Hungary.....	3,641	3,665	3,154	2,527	2,037
China.....	521	440	45	108		China.....	3,199	3,229	2,285	68	
Cuba.....	1,430	440	1,320	330		Cuba.....	229	229	294	224	68
France.....	414	337	147	419	79	France.....	126	151	65	174	88
St. Pierre and Miquelon.....						St. Pierre and Miquelon.....					
Germany.....	6,156					Germany.....	3,021				
Japan.....	5			170		Japan.....	1				60
Mexico.....				100		Mexico.....					2
Netherlands.....				2		Netherlands.....			1		
Roumania.....	696					Roumania.....	970				
Russia.....	793					Russia.....	799				
Turkey.....	100					Turkey.....	196				
United States.....	261,135	258,437	304,709	385,415	365,132	United States.....	154,722	155,474	185,080	258,901	319,703
Total.....	575,530	636,804	604,107	686,707	499,451	Total.....	481,203	694,197	667,990	834,738	589,905
RECAPITULATION.											
British Empire.....	290,376	363,853	286,473	292,201	138,142	British Empire.....	316,058	534,678	478,857	573,982	268,077
Foreign Countries.....	285,154	272,951	317,634	394,506	371,309	Foreign Countries.....	165,145	159,519	189,133	291,656	321,828

No. 19—Imports for Consumption, by Articles and Countries, during Fiscal Years ended March 31, 1915-1919—Con.

Imported from—	1915	1916	1917	1918	1919	Imported from—	1915	1916	1917	1918	1919
RECAPITULATION—TOBACCO—Concluded.											
Egypt and Sudan.....	Lb.	Lb.	Lb.	Lb.	Lb.	Egypt and Sudan.....	\$	\$	\$	\$	\$
France.....	7,105	1,541	3,699	1,651	France.....	17,147	809	1,771	780
French Africa.....	3,830	French Africa.....	2,340
St. Pierre and Miquelon.....	168	337	147	559	578	St. Pierre and Miquelon.....	129	151	65	296	1,464
Germany.....	411	99,540	8,631	Germany.....	147,694	44,681	1,637
Italy.....	528,358	102	204	204	Italy.....	53	707	54	108
Japan.....	102	204	Japan.....	839
Mexico.....	249	2,109	170	87	Mexico.....	170	6	551	60	111
Netherlands.....	242	11	118,499	194	10,776	Netherlands.....	99,120	79,702	80,306	139,627	13,785
Dutch East Indies.....	221,041	201,024	83,129	85	Dutch East Indies.....	100
Roumania.....	826	Roumania.....	993
Russia.....	839	38	40	30	Russia.....	807	46	35	28
Switzerland.....	14	14	Switzerland.....	31
Turkey.....	106	38	17,174,106	17,298,428	21,742,742	Turkey.....	353	323
United States.....	17,507,796	20,140,112	United States.....	4,460,495	4,484,811	4,845,462	6,318,511	10,695,273
Philippine Islands.....	2,008	876	803	187	257	Philippine Islands.....	2,133	1,013	789	182	198
Porto Rico.....	1	Porto Rico.....	3
Total.....	19,448,705	21,097,638	18,495,854	18,708,726	25,726,472	Total.....	5,801,378	5,752,862	6,092,538	7,875,796	11,815,350
RECAPITULATION.											
British Empire.....	\$	\$	\$	\$	\$	British Empire.....	\$	\$	\$	\$	\$
Foreign Countries.....	499,386	561,204	392,570	387,035	177,803	Foreign Countries.....	473,193	710,587	617,097	761,818	397,633
Total.....	18,949,319	21,136,431	18,103,284	18,321,691	25,548,669	Total.....	5,328,185	5,042,275	5,475,441	7,113,978	11,417,717
RECAPITULATION.											
United Kingdom.....	\$	\$	\$	\$	\$	United Kingdom.....	\$	\$	\$	\$	\$
Hong Kong.....	205,892	127,061	225,708	248,037	174,186	Hong Kong.....	81	92
Austria-Hungary.....	89	37	258	296	357	Austria-Hungary.....	44,107	146,180	486,116	458,717	481,457
Belgium.....	53,448	88	6	Belgium.....
China.....	1,043	China.....	400,079	307,877	801,971	831,804	751,757
France.....	86	31	11	3	France.....
Germany.....	80,539	29,534	88,307	121,699	89,102	Germany.....
Italy.....	9,494	Italy.....
Japan.....	4,322	3,551	Japan.....
Netherlands.....	411	360	1,585	3,144	9,650	Netherlands.....
Total.....	431	Total.....
RECAPITULATION.											
British Empire.....	\$	\$	\$	\$	\$	British Empire.....	\$	\$	\$	\$	\$
Foreign Countries.....	205,892	127,061	225,708	248,037	174,186	Foreign Countries.....	205,985	127,718	225,946	248,243	174,543
Total.....	431	360	1,585	3,144	9,650	Total.....	194,004	180,139	376,025	583,561	380,214

TOBACCO PIPES OF ALL KINDS, PIPE MOUNTS, CIGAR AND CIGARETTE HOLDERS, AND CASES FOR SAME, SMOKERS' SETS AND CASES THEREFOR AND TOBACCO POUCHES. (Dutiable.)

SESSIONAL PAPER No. 10b

TORTOISE AND OTHER SHELLS, UNMANUFACTURED. (Free.)

	\$	\$	\$	\$	\$	\$	\$	\$	\$	\$
United Kingdom.....		10								
British West Indies.....		120		31						
France.....	86		176						176	31
Germany.....	3		11						130	19,568
United States.....	12,425	3	12,940	19,557	735		80	12,428	12,949	
Total.....	12,514	13,079	21,339	19,599	735					735

TRUNKS, VALISES, HAT-BOXES, CARPET BAGS AND TOOL BAGS. (Dutiable.)

	\$	\$	\$	\$	\$	\$	\$	\$	\$	\$
United Kingdom.....	16,883	7,216	7,821	4,743	5,485					
British West Indies.....				7					4	
Japanet.....										
Hong Kong.....	16	48	16		35			30,706	55,129	40,002
Austria-Hungary.....	31				18					
Belgium.....	5									
China.....										
Cuba.....	6									
France.....	77	35	100							
Germany.....	185								7,294	4,768
Japan.....	1,502	1,808	1,798	1,971	1,545				57,031	91,978
Total.....							66,021	39,847	61,852	46,742
RECAPITULATION.										
British Empire.....							16,809		7,821	4,768
Foreign Countries.....							49,122	32,553	57,031	91,978
Total.....										65,817

TRUSSES, SURGICAL, PEISSARIES AND SUSPENSORY BANDAGES. (Dutiable.)

	\$	\$	\$	\$	\$	\$	\$	\$	\$	\$
United Kingdom.....	5,928	3,034	3,145	2,453	6,735					
France.....	532	609	150	263	119					
Germany.....	108									
Switzerland.....		84								
United States.....	37,615	38,382	56,077	62,777	56,440		5,928	3,631	4,115	2,453
Total.....	44,183	42,766	60,372	55,493	63,391		38,356	39,135	56,227	53,690

TURTLES. (Free.)

	\$	\$	\$	\$	\$	\$	\$	\$	\$	\$
United Kingdom.....										
Hong Kong.....				40						
Newfoundland.....	3			6						
United States.....	2,647	2,700	2,842	2,842	3,687		3			45
Total.....	2,650	2,700	2,842	2,888	3,687		2,647	2,700	2,812	3,687

No. 19—Imports for Consumption, by Articles and Countries, during Fiscal Years ended March 31, 1915-1919—*Con.*

Imported from—	1915	1916	1917	1918	1919	Imported from—	1915	1916	1917	1918	1919
United Kingdom.....	12					RECAPITULATION.					
United States.....	28	64	30	425	382	British Empire.....	12				
Total.....	40	64	30	425	382	Foreign Countries.....	28		30	425	382

TYPEWRITERS, TYPE TABLETS WITH MOVABLE FIGURES, AND MUSICAL INSTRUMENTS, WHEN IMPORTED BY AND FOR USE OF SCHOOLS FOR THE BLIND. (Free.)

VEHICLES AND VESSELS.

VEHICLES.

AUTOMOBILES AND MOTOR VEHICLES OF ALL KINDS (Dutiable.)

	No.	No.	No.	No.	No.	\$	\$	\$	\$	\$	\$
United Kingdom.....	299	29				252,898	23,502				
Belgium.....	1					900					
France.....	18					43,724					
United States.....	5,158	8,026				4,591,182	5,065,827				
Total.....	5,476	8,055				4,888,704	5,089,329				
RECAPITULATION.											
British Empire.....	299	29				252,898	23,502				
Foreign Countries.....	5,177	8,026				4,635,806	5,065,827				

AUTOMOBILES—FRANCIS. (Dutiable.)

	No.	No.	No.	No.	No.	\$	\$	\$	\$	\$	\$
United Kingdom.....					3						11,330
United States.....			327	961	1,711			423,824	1,275,179		2,263,418
Total.....			327	964	1,714			423,824	1,275,179		2,274,748
RECAPITULATION.											
British Empire.....					3						11,330
Foreign Countries.....			327	964	1,711			423,824	1,275,179		2,263,418

SESSIONAL PAPER No. 10b

AUTOMOBILES—PASSENGER. (Dutiable.)

	No.	No.	No.	No.	No.	No.	\$	\$	\$	\$
United Kingdom.....										
United States.....	12,028	16,118	6,473				7,950,806	11,317,215	29,571	5,326,510
Hawaii.....	1						800			
Total.....	12,037	16,118	6,473				7,951,606	11,317,215	29,571	5,326,510
RECAPITULATION.										
British Empire.....										
Foreign Countries.....	5	16,118	6,473				7,951,606	11,317,215	29,571	5,326,510

MOTOR CYCLES AND MOTOR VEHICLES OF ALL KINDS, N.O.P. (Dutiable.)

	No.	No.	No.	No.	No.	No.	\$	\$	\$	\$
United Kingdom.....										
United States.....	1,097	1,311	1,125				176,845	216,645	779	730
Total.....	1,101	1,311	1,128				177,624	216,645	779	730
RECAPITULATION.										
British Empire.....										
Foreign Countries.....	4	1,311	1,125				176,845	216,645	779	730

AUTOMOBILES AND MOTOR VEHICLES, PARTS OF, N.O.P. (Dutiable.)

	\$	\$	\$	\$	\$	\$	\$	\$	\$	
United Kingdom.....	22,337	13,735	26,594	17,408	11,995					
France.....	860	14								
Germany.....	92									
Mexico.....		65								
United States.....	2,142,895	4,536,731	7,173,433	6,653,946	6,648,775		22,337	13,735	26,594	
Total.....	2,166,193	4,550,480	7,200,017	6,671,419	6,660,770		2,143,856	4,556,745	7,173,423	
RECAPITULATION.										
British Empire.....										
Foreign Countries.....										

BICYCLES AND TRICYCLES, N.O.P. (Dutiable.)

	No.	No.	No.	No.	No.	No.	\$	\$	\$	\$
United Kingdom.....	5,043	3,921	119	68	42		77,708	56,853	2,075	2,233
British West Indies.....	2						24			35
Belgium.....	8						102			
United States.....	2,518	2,114	9,574	21,738	16,160		22,157	17,388	76,035	114,274
Total.....	7,571	6,035	10,093	21,837	16,211		99,091	74,241	78,110	115,474
RECAPITULATION.										
British Empire.....	5,045	3,921	119	69	42		77,732	56,853	2,075	2,268
Foreign Countries.....	2,526	2,114	9,574	21,738	16,160		22,250	17,388	76,035	114,274

No. 19—Imports for Consumption, by Articles and Countries, during Fiscal Years ended March 31, 1915-1919—*Con.*

Imported from—	1915	1916	1917	1918	1919
Imported from—					

VEHICLES AND VESSELS—Continued

VEHICLES—Continued.

BICYCLES AND TRICYCLES, PARTS OF, INCLUDING NICKEL OR ELECTRO-PLATED PARTS FOR THE MANUFACTURE OF BICYCLES. (Dutiable.)

	\$	\$	\$	\$	\$	\$	\$	\$	\$	
United Kingdom	21,209	26,245	32,365	19,042	15,773	RECAPITULATION.				
Japan	17,288	92	180	185	185					
United States	41,497	90,122	202,500	111,437	133,718	British Empire				
Total		116,389	234,935	161,559	119,706	24,209	26,245	32,365	19,042	133,933
						17,288	90,144	202,500	141,017	15,773

BUGGIES, CARRIAGES, PLEASURE CARTS, AND VEHICLES. (Dutiable.)

	No.	No.	No.	No.	No.	No.	\$	\$	\$	\$	\$
United Kingdom	8	1					281	33			85
Japan											114
United States	861	533	763	961	332		43,895	26,921	30,680	44,347	17,630
Total	869	534	763	961	334		44,176	26,954	30,680	44,347	17,829
RECAPITULATION.											
British Empire	8	1					281	33			85
Foreign Countries	861	533	763	961	333		43,895	26,921	30,680	44,347	17,744

BUGGIES, CARRIAGES, AND VEHICLES, N. O. F., PARTS OF, INCLUDING PARTS OF CUTTERS, CHILDREN'S CARRIAGES, AND SLEDS. (Dutiable.)

	\$	\$	\$	\$	\$	\$	\$	\$	\$	\$
United Kingdom	243	146	24	73	94	RECAPITULATION.				
Japan										
United States	23,009	22,609	28,134	28,099	31,580	British Empire				
Total	23,252	22,755	28,158	28,172	31,673	23,009	22,609	28,131	28,099	44,673
						943	146	24	73	73

SESSIONAL PAPER No. 10b

CARS, RAILWAY, BOX AND FLAT. (Dutiable.)

United Kingdom.....	No	No.	No.	No.	No.	No.	\$	\$	\$	\$
United States.....	120	37	136	279	109	199	58,697	18,278	65,404	156,129
Total.....	120	37	136	279	109	199	58,697	18,278	65,404	156,129
RECAPITULATION.										
British Empire.....	120	37	136	279	109	199	58,697	18,278	65,404	156,129
Foreign Countries.....										

CARS, RAILWAY, PASSENGER. (Dutiable.)

United Kingdom.....	No	No.	No.	No.	No.	No.	\$	\$	\$	\$
United States.....	31	15	24	30	38	38	257,149	91,208	291,655	81,762
Total.....	31	15	24	30	38	38	257,149	91,208	291,655	81,762
RECAPITULATION.										
British Empire.....	31	15	24	30	38	38	257,149	91,208	291,655	81,762
Foreign Countries.....										

CARS, RAILWAY, TRAM OR HORSE. (Dutiable.)

United Kingdom.....	No.	No.	No.	No.	No.	No.	\$	\$	\$	\$
United States.....					36	36				1,800
Total.....					36	36				1,800
RECAPITULATION.										
British Empire.....					36	36				1,800
Foreign Countries.....										

CARS, N. O. P. (Dutiable.)

United Kingdom.....	No.	No.	No.	No.	No.	No.	\$	\$	\$	\$
United States.....	212	939	963	927	622	150	6,875	238	284,869	735,546
Total.....	2,126	945	963	927	772	772	263,380	129,380	284,869	735,546
RECAPITULATION.										
British Empire.....	212	939	963	927	622	150	6,875	238	284,869	735,546
Foreign Countries.....	1,914					622	256,505	129,142	284,869	735,546

No. 19—Imports for Consumption, by Articles and Countries, during Fiscal Years ended March 31, 1915-1919—*Con.*

Imported from—	1915	1916	1917	1918	1919	Imported from—	1915	1916	1917	1918	1919
VEHICLES AND VESSELS—Continued.											
VEHICLES—Continued.											
CARS, RAILWAY, PARTS OF. (Dutiable.)											
United Kingdom.....	\$ 3,032	\$ 3,315	\$ 8,844	\$ 718	\$ 718	RECAPITULATION. British Empire..... Foreign Countries.....	\$ 3,032	\$ 3,315	\$ 8,844	\$ 718	\$ 718
Belgium.....	3,202						8,844				
Germany.....	2,475		785,740	1,089,802			785,740				
United States.....	85,797	224,690	671,906	671,906	1,089,802		224,690				
Total.....	94,506	228,005	801,584	1,090,580	1,089,802		718				
CHILDREN'S CARRIAGES. (Dutiable.)											
United Kingdom.....	\$	\$	\$	\$	\$	RECAPITULATION. British Empire..... Foreign Countries.....	\$	\$	\$	\$	\$
Japan.....					102		102				
United States.....					608		608				
Total.....					362,185		362,185				
					362,985		362,883				
CHILDREN'S SLEDS. (Dutiable.)											
United Kingdom.....	\$	\$	\$	\$	\$	RECAPITULATION. British Empire..... Foreign Countries.....	\$	\$	\$	\$	\$
United States.....					2,635		2,635				
Total.....					2,635		2,635				
CHILDREN'S CARRIAGES AND SLEDS. (Dutiable.)											
United Kingdom.....	\$ 6,406	\$ 3,489	\$ 1,398	\$ 402	\$ 402	RECAPITULATION. British Empire..... Foreign Countries.....	\$ 6,406	\$ 3,489	\$ 1,398	\$ 402	\$ 402
Germany.....	9						1,398				
Japan.....	4	2	333,200	425,222			333,200				
United States.....	305,886	300,999	304,470	304,470	305,899		304,001				
Total.....	312,305	304,470	334,598	425,624	305,899		301,001				

No. 19—Imports for Consumption, by Articles and Countries, during Fiscal Years ended March 31, 1915-1919—*Con.*

Imported from—	1915	1916	1917	1918	1919	Imported from—	1915	1916	1917	1918	1919
United Kingdom	No.	No.	No.	No.	No.	United Kingdom	\$	\$	\$	\$	\$
United States	97	231	629	616	480	United States	2,238	6,203	11,731	17,650	10,580
Total	97	231	629	616	480	Total	2,238	6,203	11,731	17,650	10,580
RECAPITULATION.						RECAPITULATION.					
British Empire	97	231	620	616	480	British Empire	2,238	6,203	11,731	17,650	10,580
Foreign Countries						Foreign Countries					

VEHICLES AND VESSELS—Continued.
VEHICLES—Continued.
Submits. (Dutiable.)

WHEELBARROWS, TRUCKS, AND HAND-CARTS. (Dutiable.)

Imported from—	1915	1916	1917	1918	1919	Imported from—	1915	1916	1917	1918	1919
United Kingdom	No.	No.	No.	No.	No.	United Kingdom	\$	\$	\$	\$	\$
United States	121	6	72	1	14,246	United States	2,102	102	377	122	146,915
Total	8,985	5,220	7,805	14,641	14,246	Total	46,875	34,870	75,065	129,614	146,915
RECAPITULATION.						RECAPITULATION.					
British Empire	121	6	72	1	14,246	British Empire	49,037	31,972	75,442	129,736	146,915
Foreign Countries	8,985	5,220	7,805	14,641	14,246	Foreign Countries	2,102	102	377	122	146,915

TOTAL VEHICLES. (Dutiable.)

Imported from—	1915	1916	1917	1918	1919	Imported from—	1915	1916	1917	1918	1919
United Kingdom	\$	\$	\$	\$	\$	United Kingdom	\$	\$	\$	\$	\$
British West Indies	396,656	130,167	102,477	40,180	56,221	Hawaii			800		
Belgium	24			55		Total	8,523,415	10,869,297	18,247,325	22,508,227	18,423,384
France	4,203					RECAPITULATION.					
Germany	41,503	11			1,690	British Empire	396,680	130,167	102,447	40,235	56,221
Japan	2,576					Foreign Countries	8,126,735	10,739,130	18,114,848	22,467,992	18,367,163
Mexico	4					Total	8,523,415	10,869,297	18,247,325	22,508,227	18,423,384
United States	8,075,358	10,739,092	18,144,048	22,467,747	18,366,073						

No. 19—Imports for Consumption, by Articles and Countries, during Fiscal Years ended March 31, 1915-1919—*Con.*

Imported from—	1915	1916	1917	1918	1919	Imported from—	1915	1916	1917	1918	1919
VEHICLES AND VESSELS—Comcluded.											
VESSELS—Comcluded.											
VESSELS AND SHIPS, REPAIRS ON. (Dutiable.)											
United Kingdom.....	\$	\$	\$	\$	\$		\$	\$	\$	\$	\$
Netherlands.....	11,159										
United States.....	78,278	155,466	155,466	46,696	66,859						
Total.....	85,770	89,437	155,466	46,696	66,859			89,437	155,466	46,696	66,859
RECAPITULATION.											
British Empire.....								85,770			
Foreign Countries.....											
VEHICLES—MATERIALS EX-WAREHOUSED FOR THE CONSTRUCTION OF. (Dutiable.)											
United Kingdom.....	\$	\$	\$	\$	\$		\$	\$	\$	\$	\$
British Oceania—											
Australia.....	1,065			1,466	771						
Chile.....	12			307							
Sweden.....	16,020			20,578	26,525					1,085	771
United States.....	140,368	140,368	140,368	1,643,691	3,571,419				156,400	1,663,269	3,597,944
Total.....	157,485	157,485	157,485	1,666,042	3,598,715						
TOTAL VESSELS. (Dutiable.)											
United Kingdom.....	\$	\$	\$	\$	\$		\$	\$	\$	\$	\$
British Oceania—											
Australia.....	75			307	861						
Newfoundland.....	46,233			168	477						
Chile.....											
France.....											
St. Pierre and Miquelon.....											
Netherlands.....	11,159			237				4,102	3,537	4,303	1,338
Norway.....	19,231							768,429	590,764	2,198,437	3,880,086
Total.....	4,117	1,203	3,406	3,996	861			772,621	693,301	2,202,740	3,881,424
RECAPITULATION—VEHICLES AND VESSELS. (Dutiable.)											
United Kingdom.....	\$	\$	\$	\$	\$		\$	\$	\$	\$	\$
British Oceania—											
Australia.....	400,773	131,370	105,973	44,176	57,082						
Newfoundland.....											
St. Pierre and Miquelon.....											
Netherlands.....								4,102	3,537	4,303	1,338
Norway.....								768,429	590,764	2,198,437	3,880,086
United States.....								8,797,554	11,002,236	18,727,270	24,045,369
British West Indies.....	24			55							
Total.....	400,773	131,370	105,973	44,176	57,082			11,159	11,159	11,159	11,159
RECAPITULATION—VEHICLES AND VESSELS. (Dutiable.)											
United Kingdom.....	\$	\$	\$	\$	\$		\$	\$	\$	\$	\$
British Oceania—											
Australia.....	400,773	131,370	105,973	44,176	57,082						
Newfoundland.....											
St. Pierre and Miquelon.....											
Netherlands.....								4,102	3,537	4,303	1,338
Norway.....								768,429	590,764	2,198,437	3,880,086
United States.....								8,797,554	11,002,236	18,727,270	24,045,369
British West Indies.....	24			55							
Total.....	400,773	131,370	105,973	44,176	57,082			11,159	11,159	11,159	11,159

SESSIONAL PAPER No. 10b

Hong Kong.....	80	1	477	500	3,290
Newfoundland.....	108			800	
Belgium.....	50,437				
Chile.....	11	12			
France.....	44,593		237		
St. Pierre and Miquelon.....	2,576				
Germany.....	4		180	106,014	41,538
Italy.....			15		
Japan.....			1,490	18,744,612	24,666,420
Mexico.....			65		
RECAPITULATION.					
British Empire.....					
Foreign Countries.....					
Total.....					

WASTE—RAGS OF COTTON, JUTE, HEMP AND WOOL; PAPER WASTE CLIPPINGS, AND WASTE OF ALL KINDS, N.O.P., EXCEPT METALLIC, BROKEN GLASS OR GLASS CULLETS. (Free.)

United Kingdom.....	Cwt.	Cwt.	Cwt.	Cwt.	\$	\$	\$	\$	\$
Newfoundland.....	68,724	42,178	13,294	6,122	141,791	92,360	129,888	68,815	72,873
Belgium.....	2	2	192	39	6	5	4	959	851
China.....	856				3,043				
Denmark.....		514							
France.....	15					30		3,121	
St. Pierre and Miquelon.....	11				2,319				
Germany.....	3,656				16,627				
Japan.....		600	72						
Netherlands.....	2,105								
Portugal.....	8,311	7,872	8,908		6,243				407
Spain.....	6,146	2,233	4,288		16,128	33,365	20,242		31,938
United States.....	421,726	726,633	478,969	6,000	9,208	1,297,326	1,815,513	1,509	13,389
Total.....	540,922	780,002	505,643	570,211	1,049,104	1,333,260	1,975,997	1,515,348	1,850,159
RECAPITULATION.									
British Empire.....	97,447	42,180	13,486	6,461	141,797	92,365	129,892	69,774	73,724
Foreign Countries.....	443,475	737,822	492,157	563,750	1,067,672	1,240,895	1,846,105	1,557,292	1,863,545

WHALEBONE, UNMANUFACTURED. (Free.)

United Kingdom.....	Lb.	Lb.	Lb.	Lb.	\$	\$	\$	\$	\$
United States.....	162	319	734	428	171	210	542	328	302
Total.....	162	319	750	428	171	210	563	328	302
RECAPITULATION.									
British Empire.....	152	310	731	428	171	210	542	328	302
Foreign Countries.....			16				21		

No. 19—Imports for Consumption, by Articles and Countries, during Fiscal Years ended March 31, 1915-1919—*Con.*

Imported from—	1915	1916	1917	1918	1919	Imported from—	1915	1916	1917	1918	1919
WHIPS OF ALL KINDS, INCLUDING THONGS AND LASHES. (Dutiable.)											
United Kingdom	\$ 4,277	\$ 4,105	\$ 4,717	\$ 1,728	\$ 814	United States	\$ 21,502	\$ 16,361	\$ 14,474	\$ 20,395	\$ 21,237
British Oceania	5					Total	25,803	20,531	19,440	22,132	22,113
Australia	5					RECAPITULATION.					
Austria-Hungary	9	62	225	3		British Empire	4,982	4,105	4,747	1,728	814
France	3			6	2	Foreign Countries	21,921	16,426	14,693	20,404	21,299
Germany	3										
Japan											
WHIPS, MATERIALS FOR, VIZ.:—SQUARE OR ROUND REEDS AND RAWHIDE CENTRES, TEXTILE LEATHER OR RUBBER HEADS, THUMBS AND TIPS, AND STEEL, IRON OR NICKEL CAPS FOR WHIP ENDS. (Free.)											
United Kingdom	\$ 25,281	\$ 17,127	\$ 25,129	\$ 8,919	\$ 7,859	RECAPITULATION.	\$	\$	\$	\$	\$
United States	25,281	17,127	25,129	8,919	7,859	British Empire	25,281	17,127	25,129	8,919	7,859
Total						Foreign Countries					
WINDOW CORNICES AND CORNICE POLES OF ALL KINDS. (Dutiable.)											
United Kingdom	\$ 372	\$ 4,921	\$ 277	\$ 169	\$ 169	RECAPITULATION.	\$	\$	\$	\$	\$
United States	5,290	4,921	17,499	15,244	13,013	British Empire	972	977	277	160	160
Total	5,662	4,921	17,686	15,244	13,203	Foreign Countries	5,290	4,921	17,499	15,244	13,013
WINDOW SHADE OR BLIND ROLLERS. (Dutiable.)											
United Kingdom	\$ 732	\$ 1,659	\$ 1,699	\$ 237	\$ 2,030	RECAPITULATION.	\$	\$	\$	\$	\$
Japan						British Empire	732	1,659	1,699	237	2,030
United States	11,687	11,115	11,296	8,691	18,978	Foreign Countries	11,687	11,115	11,296	8,691	18,978
Total	12,419	12,774	12,995	8,839	21,008						
WOOD.											
UNMANUFACTURED.											
BAMBOO-REED NOT FURTHER MANUFACTURED THAN CUT INTO LENGTHS FOR WALKING STICKS OR CANES, OR FOR STICKS FOR UMBRELLAS, PARASOLS OR SUNSHADES, AND BAMBOO, (UNMANUFACTURED. (Free.)											
United Kingdom	\$ 121	\$ 124	\$ 876	\$ 173	\$ 6	RECAPITULATION.	\$	\$	\$	\$	\$
Hong Kong	8	17	29	13	6	British Empire	129	141	896	186	6
China	5			43	43	Foreign Countries	3,202	15,201	17,805	32,118	43,009
Japan	1,298	5,338	5,255	4,813	7,353						
United States	1,989	9,813	12,570	27,305	35,433						
Total	3,331	15,342	18,701	32,304	43,075						

SESSIONAL PAPER No. 10b

BARK. (Free)

United Kingdom.....	Cord.	Cord.	Cord.	Cord.	Cord.	\$	\$	\$	\$
United States.....	152	32	484	484	908	189	189	6,469	6,469
Total.....	152	32	484	484	908	189	189	6,469	6,469
RECAPITULATION.									
British Empire.....	152	32	484	484	908	189	189	6,469	6,469
Foreign Countries.....	152	32	484	484	908	189	189	6,469	6,469

CANE AND RATTAN, NOT MANUFACTURED, AND NOT FURTHER MANUFACTURED THAN SPLIT, WHEN FOR USE IN CANADIAN MANUFACTURES. (Free.)

United Kingdom.....	\$	\$	\$	\$	\$	\$	\$	\$	\$
British East Indies.....	2,582	311	1,597	1,995	362	125	114,712	191,617	146,034
Straits Settlements.....	421	820	6,265	4,000	3,236	46,931	89,675	107,631	157,011
British West Indies.....	20	7	230	331	351	50,101	92,376	125,535	107,631
Hong Kong.....	4	1,540	167	19	2,093	3,093	1,161	8,011	3,929
China.....	4	1,540	167	19	2,093	47,098	91,245	107,631	157,011
France.....	38	2,642	19	19	4,955	3,093	1,161	5,965	3,929
St. Pierre and Miquelon.....	38	2,642	19	19	4,955	47,098	91,245	107,631	157,011
Japan.....	38	2,642	19	19	4,955	3,093	1,161	5,965	3,929
Total.....	3,087	5,052	10,366	12,003	17,664	125	114,712	191,617	146,034
RECAPITULATION.									
British Empire.....	3,087	5,052	10,366	12,003	17,664	125	114,712	191,617	146,034
Foreign Countries.....	3,087	5,052	10,366	12,003	17,664	125	114,712	191,617	146,034

CANE, REED OR RATTAN, NOT FURTHER MANUFACTURED THAN SPLIT, N.O.P. (Dutiable)

United Kingdom.....	\$	\$	\$	\$	\$	\$	\$	\$	\$
British East Indies.....	252	122	221	15	362	125	114,712	191,617	146,034
India.....	3,458	2,509	1,174	1,051	3,244	46,931	89,675	107,631	157,011
Hong Kong.....	2	11	551	19,939	13,649	50,101	92,376	125,535	107,631
China.....	2	11	551	19,939	13,649	3,093	1,161	8,011	3,929
Japan.....	2	11	551	19,939	13,649	47,098	91,245	107,631	157,011
United States.....	5,132	4,193	8,377	10,939	13,649	3,093	1,161	5,965	3,929
Total.....	8,811	6,826	10,336	12,003	17,664	125	114,712	191,617	146,034
RECAPITULATION.									
British Empire.....	8,811	6,826	10,336	12,003	17,664	125	114,712	191,617	146,034
Foreign Countries.....	8,811	6,826	10,336	12,003	17,664	125	114,712	191,617	146,034

CORK WOOD, UNMANUFACTURED. (Free.)

United Kingdom.....	\$	\$	\$	\$	\$	\$	\$	\$	\$
Newfoundland.....	539	1,272	111	802	539	1,272	23,617	17,405	10,303
France.....	1,159	1,186	501	3,213	111	111	111	111	111
Portugal.....	3,049	4,090	2,049	3,213	111	111	111	111	111
Spain.....	4,254	18,311	14,530	14,192	10,303	539	1,272	111	802
United States.....	12,227	18,311	14,530	14,192	10,303	20,713	23,617	17,405	10,303
Total.....	21,252	24,889	17,030	17,516	11,105	539	1,272	111	802
RECAPITULATION.									
British Empire.....	21,252	24,889	17,030	17,516	11,105	539	1,272	111	802
Foreign Countries.....	21,252	24,889	17,030	17,516	11,105	20,713	23,617	17,405	10,303

No. 19—Imports for Consumption, by Articles and Countries, during Fiscal Years ended March 31, 1915-1919—*Con.*

Imported from—	1915	1916	1917	1918	1919	Imported from—	1915	1916	1917	1918	1919
WOOD—Continued.											
UNMANUFACTURED.—Continued.											
CORKWOOD OR CORK BARK, UNMANUFACTURED, IMPORTED BY MANUFACTURERS FOR USE IN THEIR OWN FACTORIES IN THE MANUFACTURE OF CORKS, STRIPS, SHIVES, SHEELS AND WASHERS OF CORKS. (Free.)											
United Kingdom	\$	\$	\$	\$	\$	RECAPITULATION.	\$	\$	\$	\$	\$
Portugal			1,340			British Empire					
United States		1,167	5,537	9,291		Foreign Countries		1,167		6,377	9,291
Total		1,167	6,877	9,291							
FELLOGS OF HICKORY OR OAK, NOT FURTHER MANUFACTURED THAN ROUGH SAWS OR BEST TO SHAPE. (Free.)											
United Kingdom	\$	\$	\$	\$	\$	RECAPITULATION.	\$	\$	\$	\$	\$
United States	41,381	61,644	41,895	91,792	157,808	British Empire					
Total	41,381	61,644	41,895	91,792	157,808	Foreign Countries	41,381	61,644	41,895	91,792	157,808
FENCE POSTS AND RAILROAD TIES. (Free.)											
United Kingdom	\$	\$	\$	\$	\$	RECAPITULATION.	\$	\$	\$	\$	\$
United States	1,255,127	615,696	808,611	995,590	1,599,825	British Empire					
Total	1,255,127	615,696	808,611	995,590	1,599,825	Foreign Countries	1,255,127	615,696	808,611	995,590	1,599,825
HANDLE, HEADING, STAVE AND SHINGLE BOLTS, N.O.P. (Free.)											
United Kingdom	\$	\$	\$	\$	\$	RECAPITULATION.	\$	\$	\$	\$	\$
United States	141,096	159,840	233,237	240,326	488,518	British Empire					
Total	141,096	159,840	233,237	240,326	488,518	Foreign Countries	141,096	159,840	233,237	240,326	488,518
HEADING AND STAVE BOLTS AND STAVES IN THE ROUGH OF PAPER. (Dutiable.)											
United Kingdom	\$	\$	\$	\$	\$	RECAPITULATION.	\$	\$	\$	\$	\$
United States	1,025	987		80		British Empire					
Total	1,025	987		80		Foreign Countries	1,025	987			80

No. 19—Imports for Consumption, by Articles and Countries, during Fiscal Years ended March 31, 1915-1919—*Con.*

Imported from—	1915	1916	1917	1918	1919	Imported from—	1915	1916	1917	1918	1919
WOOD—Continued.											
UNMANUFACTURED—Continued.											
LUMBER AND TIMBER, PLANES AND BOARDS, ETC.—Continued.											
Cherry, Chestnut, Gumwood, Hickory and Whitewood. (Free.)											
United Kingdom.....	M. ft.	M. ft.	M. ft.	M. ft.	M. ft.	United Kingdom.....	\$	\$	\$	\$	\$
British Oceania—						British Oceania—					
Australia.....	37	4	16	67		Australia.....	2,035	248	764		3,369
New Zealand.....	1					New Zealand.....	36		514		
Japan.....	6	6	9	26,613	29,655	Japan.....	207	216	514		
United States.....	13,619	10,224	17,034	29,613	29,655	United States.....	499,450	351,537	598,976	1,020,423	1,281,584
Total.....	13,663	10,234	17,059	29,680	29,655	Total.....	492,729	332,031	570,254	1,023,792	1,281,584
RECAPITULATION.											
British Empire.....	34	4	16	67		British Empire.....	2,972	248	764		3,369
Foreign Countries.....	13,625	10,230	17,043	29,613	29,655	Foreign Countries.....	469,657	351,783	589,490	1,020,423	1,281,584
Clapboards, Pine and Spruce. (Free.)											
United Kingdom.....	M. ft.	M. ft.	M. ft.	M. ft.	M. ft.	United Kingdom.....	\$	\$	\$	\$	\$
United States.....	49	12	28	8	2	United States.....	698	127	315	183	45
Total.....	49	12	28	8	2	Total.....	698	127	315	183	45
RECAPITULATION.											
British Empire.....						British Empire.....					
Foreign Countries.....	49	12	28	8	2	Foreign Countries.....	698	127	315	183	45
Laths. (Free.)											
United Kingdom.....	M.	M.	M.	M.	M.	United Kingdom.....	\$	\$	\$	\$	\$
United States.....	20,291	2,713	5,142	3,457	3,933	United States.....	46,853	6,522	12,108	9,853	13,194
Total.....	20,291	2,713	5,142	3,457	3,933	Total.....	46,853	6,522	12,108	9,853	13,194
RECAPITULATION.											
British Empire.....						British Empire.....					
Foreign Countries.....	20,291	2,713	5,142	3,457	3,933	Foreign Countries.....	46,853	6,522	12,108	9,853	13,194

SESSIONAL PAPER No. 10b

Mahogany. (Free.)

	Feet.	Feet.	Feet.	Feet.	Feet.	Feet.	Feet.	\$	\$	\$	\$	\$	\$
United Kingdom.....	62,336	3,804	24,196	1,540				8,043	486	3,474	276		
British Oceania—													
Australia.....				8,102									881
British West Indies.....	240		30								7		
Cuba.....	1,320,645	563,164	1,468,374	754,571				144,710	64,145	196,618	107,583		169,550
Philippine Islands.....													2,740
Total.....	1,383,224	569,968	1,492,570	756,141				152,709	64,631	200,092	107,866		113,171
RECAPITULATION.													
British Empire.....	62,336	3,804	24,196	1,570				8,043	486	3,474	283		881
Foreign Countries.....	1,320,888	563,164	1,468,374	754,571				144,726	64,145	196,618	107,583		112,290

Oak. (Free.)

	M. ft.	M. ft.	M. ft.	M. ft.	M. ft.	M. ft.	M. ft.	\$	\$	\$	\$	\$	\$
United Kingdom.....													
Japan.....	375	343	149		3			18,161	10,547	3,307			412
United States.....	34,079	25,771	34,481	46,772	48,908			1,419,823	972,994	1,312,091	1,976,446		2,532,913
Total.....	34,454	26,114	34,633	46,772	48,911			1,437,924	983,541	1,315,398	1,976,446		2,533,325
RECAPITULATION.													
British Empire.....													
Foreign Countries.....	34,454	26,114	34,633	46,772	48,911			1,437,924	983,541	1,315,398	1,976,446		2,533,325

Pickets. (Free.)

	\$	\$	\$	\$	\$	\$	\$	\$	\$	\$	\$	\$
United Kingdom.....												
United States.....	8,267	1,145	344	7,399	5,220							
Total.....	8,267	1,145	344	7,399	5,220			8,267	1,145	344	7,399	5,220
RECAPITULATION.												
British Empire.....												
Foreign Countries.....	8,267	1,145	344	7,399	5,220			8,267	1,145	344	7,399	5,220

Pitch Pine. (Free.)

	M. ft.	M. ft.	M. ft.	M. ft.	M. ft.	M. ft.	M. ft.	\$	\$	\$	\$	\$	\$
United Kingdom.....													
United States.....	95,182	43,298	30,579	51,766	67,601			1,608,738	722,358	644,812	1,395,007		2,364,923
Total.....	95,182	43,298	30,579	51,815	67,601			1,608,738	722,358	644,812	1,396,243		2,364,923
RECAPITULATION.													
British Empire.....													
Foreign Countries.....	95,182	43,298	30,579	51,766	67,601			1,608,738	722,358	644,812	1,395,007		2,364,923

No. 19—IMPORTS for Consumption, by Articles and Countries, during Fiscal Years ended March 31, 1915-1919—*Con.*

Imported from—	1915	1916	1917	1918	1919	Imported from—	1915	1916	1917	1918	1919
United Kingdom.....	691,305	195,985	117,114	121,591	259,610	United Kingdom.....	20,576	6,048	3,869	4,816	11,618
United States.....	691,305	195,985	117,114	121,591	259,610	United States.....	20,576	6,048	3,869	4,816	11,618
Total.....	691,305	195,985	117,114	121,591	259,610	Total.....	20,576	6,048	3,869	4,816	11,618
RECAPITULATION:						RECAPITULATION:					
British Empire.....	691,305	195,985	117,114	121,591	259,610	British Empire.....	20,576	6,048	3,869	4,816	11,618
Foreign Countries.....						Foreign Countries.....					

WOOD—Continued.

UNMANUFACTURED—Continued.

Rosewood. (Free.)

Rosewood. (Free.)

United Kingdom.....	1,061	1,280	820	1,119	299	United Kingdom.....	124	240	255	600	488
Hong Kong.....	7,688	1,280	820	1,119	299	Hong Kong.....	2,212	240	255	600	488
United States.....	8,749	1,280	820	1,119	299	United States.....	2,336	240	255	600	488
Total.....	1,061	1,280	820	1,119	299	Total.....	124	240	255	600	488
RECAPITULATION:						RECAPITULATION:					
British Empire.....	1,061	1,280	820	1,119	299	British Empire.....	2,212	240	255	600	488
Foreign Countries.....						Foreign Countries.....					

SANBALWOOD. (Free.)

United Kingdom.....						United Kingdom.....					
Hong Kong.....						Hong Kong.....					
United States.....						United States.....					
Total.....						Total.....					
RECAPITULATION:						RECAPITULATION:					
British Empire.....						British Empire.....					
Foreign Countries.....						Foreign Countries.....					

No. 19—Imports for Consumption, by Articles and Countries, during Fiscal Years ended March 31, 1915-1919—*Con.*

Imported from—	1915	1916	1917	1918	1919	Imported from—	1915	1916	1917	1918	1919
WOOD—Continued.											
LUMBER—PLANKS, BOARDS AND OTHER, SAWED, SPLIT OR CUT, AND DRESSED ON ONE SIDE ONLY, BUT NOT FURTHER MANUFACTURED. (Free.)											
	M. ft.	M. ft.	M. ft.	M. ft.	M. ft.		\$	\$	\$	\$	\$
United Kingdom.....						United Kingdom.....					
Bermuda.....					1	Bermuda.....					30
British Oceania—						British Oceania—					
Australia.....	3	4	19		127	Australia.....		254	1,345		11,172
Newfoundland.....		2	9		6	Newfoundland.....		57	102		65
China.....						China.....					100
Denmark.....				2		Denmark.....			20		
Japan.....						Japan.....		197			
United States.....	135,369	69,557	69,829	73,759	66,826	United States.....	2,322,232	1,006,822	1,325,384	1,996,432	2,403,598
Alaska.....	3					Alaska.....	43				
Total.....	135,375	69,568	69,850	73,769	66,860	Total.....	2,322,368	1,007,330	1,326,851	1,996,597	2,504,926
RECAPITULATION.											
British Empire.....	3	6	28	2	134	British Empire.....	93	311	1,447	65	11,328
Foreign Countries.....	135,372	69,562	69,822	73,767	66,826	Foreign Countries.....	2,322,275	1,007,019	1,325,404	1,996,532	2,493,598
LUMBER—PLANKS, BOARDS, DEALS, SAWED, PEASED OR DRESSED ON ONE OR BOTH SIDES, WHEN THE EDGES THEREOF ARE JOINED, TONGUED AND GROOVED. (Dutiable.)											
	M. ft.	M. ft.	M. ft.	M. ft.	M. ft.		\$	\$	\$	\$	\$
United Kingdom.....						United Kingdom.....					
United States.....	138	1	8,783	8,805	3,720	United States.....	4,685	46	172,070	101,599	122,775
Total.....	22,500	9,800	8,783	8,805	3,720	Total.....	330,652	181,236	172,070	161,599	122,775
RECAPITULATION.											
British Empire.....	138	1	8,783	8,805	3,720	British Empire.....	4,685	46	172,070	101,599	122,775
Foreign Countries.....	22,371	9,799	8,783	8,805	3,720	Foreign Countries.....	325,967	181,190	172,070	161,599	122,775
LUMBER—SHINGLES. (Free.)											
	M.	M.	M.	M.	M.		\$	\$	\$	\$	\$
United Kingdom.....						United Kingdom.....					
United States.....	16,232	5,719	2,762	3,658	606	United States.....	28,707	8,682	5,161	10,165	1,927
Alaska.....	374					Alaska.....	787				
Total.....	16,606	5,719	2,762	3,658	606	Total.....	29,494	8,682	5,161	10,165	1,927
RECAPITULATION.											
British Empire.....						British Empire.....					
Foreign Countries.....	16,606	5,719	2,762	3,658	606	Foreign Countries.....	29,494	8,682	5,161	10,165	1,927

SESSIONAL PAPER No. 10b

LUMBER—STAVES OF OAK, SAWN, SPLIT OR CUT, NOT FURTHER MANUFACTURED THAN LISTED OR JOINTED. (Free.)

	M.	M.	M.	M.	M.	M.	\$	\$	\$	\$	\$	\$
United Kingdom.....	3,177	1,200	4,312	5,220	4,800	122,727	34,173	136,821	174,646	276,156		
United States.....	3,177	1,200	4,312	5,220	4,800	122,727	34,173	136,821	174,646	276,156		
Total.....												
RECAPITULATION.												
British Empire.....	3,177	1,200	4,312	5,220	4,800	122,727	34,173	136,821	174,646	276,156		
Foreign Countries.....												

POLES, HOP. (Free.)

	\$	\$	\$	\$	\$	\$	\$	\$	\$	\$
United Kingdom.....										
United States.....			104							
Total.....			104							104
RECAPITULATION.										
British Empire.....			104							
Foreign Countries.....										

SAWDUST OF WOOD OF ALL KINDS. (Free.)

	\$	\$	\$	\$	\$	\$	\$	\$	\$	\$
United Kingdom.....	95									
United States.....	6,060	11,155	12,811	13,727	29,482	6,060	11,155	12,811	18,727	29,482
Total.....	6,085	11,155	12,811	13,727	29,485	6,060	11,155	12,811	18,727	29,482
RECAPITULATION.										
British Empire.....	95					6,060	11,155	12,811	18,727	29,482
Foreign Countries.....										

SPOKES, HICKORY AND OAK, NOT FURTHER MANUFACTURED THAN ROUGH TURNED, AND NOT TENGONED, MITRED OR SIZED. (Free.)

	\$	\$	\$	\$	\$	\$	\$	\$	\$	\$
United Kingdom.....										
United States.....	185,414	128,639	147,789	183,680	392,435	185,414	128,639	147,789	183,680	392,435
Total.....	185,414	128,639	147,789	183,680	392,435	185,414	128,639	147,789	183,680	392,435
RECAPITULATION.										
British Empire.....						185,414	128,639	147,789	183,680	392,435
Foreign Countries.....										

TIMBER, PEWEN OR SAWN, SQUARED OR SIDED OR CREOSOTED. (Free.)

	\$	\$	\$	\$	\$	\$	\$	\$	\$	\$
United Kingdom.....	435	385								
British Oceania—	121	1,404		307	558					
Australia.....										
Newfoundland.....		10								
United States.....	549,924	72,014	92,809	192,188	267,022	559	1,880	307	558	297,022
Total.....	544,483	73,903	92,809	192,495	267,580	548,321	72,014	92,809	192,188	297,022
RECAPITULATION.										
British Empire.....	435	385		307	558	559	1,880	307	558	297,022
Foreign Countries.....						548,321	72,014	92,809	192,188	297,022

No. 19—Imports for Consumption, by Articles and Countries, during Fiscal Years ended March 31, 1915-1919—*Con.*

Imported from—	1915	1916	1917	1918	1919	Imported from—	1915	1916	1917	1918	1919
United Kingdom	M. 2	M. 12	M. 12	M. 90	M. 811	United Kingdom	\$ 104	\$ 7,550	\$ 7,550	\$ 10,661	\$ 61,424
United States	2				811	United States					61,424
Total	2			90	811	Total	104	7,550	7,550	10,661	61,424
RECAPITULATION						RECAPITULATION					
British Empire						British Empire					
Foreign Countries	2			90	811	Foreign Countries	104	7,550	7,550	10,661	61,424

WOOD—Continued.
UNMANUFACTURED—Concluded.
TREES AND LOGS. (Free)

VENEERS OF OAK, ROSEWOOD, MAHOGANY, SPANISH CEDAR AND WALNUT, NOT OVER 3/32 OF AN INCH IN THICKNESS. (Dutiable.)

	\$	\$	\$	\$	\$	\$	\$	\$	\$	\$	\$
United Kingdom	43	209	45			RECAPITULATION					
United States	148,044	160,171	218,694	231,096	324,591	British Empire	43	209	45		
Total	148,087	160,380	218,739	231,096	324,591	Foreign Countries	148,044	160,171	218,694	231,096	324,591

VENEERS OF WOOD, N.O.P., NOT OVER 3/32 OF AN INCH IN THICKNESS. (Dutiable.)

	\$	\$	\$	\$	\$	\$	\$	\$	\$	\$	\$
United Kingdom						RECAPITULATION					
United States	31,679	21,485	48,230	64,314	105,797	British Empire					
Total	31,679	21,485	48,230	64,314	105,797	Foreign Countries	31,679	21,485	48,230	64,314	105,797

WILLOWS OR OSIERS, UNMANUFACTURED. (Free.)

	\$	\$	\$	\$	\$	\$	\$	\$	\$	\$	\$
United Kingdom	6,692	8,206	5,359	4,650	1,063	RECAPITULATION					
France	840					British Empire	6,692	8,206	5,359	4,650	1,063
Germany	191					Foreign Countries	1,498	852	1,520	56	2,637
Japan	3		31								
Netherlands	30										
United States	431	845	1,489	56	2,637						
Total	8,190	9,058	6,879	4,706	4,240						

SESSIONAL PAPER No. 10b

WOOD FOR FUEL. (Free.)

	Cord.	Cord.	Cord.	Cord.	Cord.	Cord.	\$	\$	\$	\$	\$
United Kingdom.....	23,145	18,890	37,463	29,241	16,186	63,856	45,724	115,832	60,000	58,809	58,809
Newfoundland.....											
United States.....	23,145	18,890	37,463	29,241	16,186	63,856	45,724	115,832	60,000	58,809	58,809
Total.....	23,145	18,890	37,463	29,241	16,186	63,856	45,724	115,832	60,000	58,809	58,809
RECAPITULATION.											
British Empire.....	23,145	18,890	37,463	29,241	16,186	63,856	45,724	115,832	60,000	58,809	58,809
Foreign Countries.....											

TOTAL WOOD, UNMANUFACTURED. (Durable and Free.)

	Cord.	\$	Cord.	\$	Cord.	\$	Cord.	\$	Cord.	\$	Cord.	\$
United Kingdom.....	24,817	12,218	13,281	8,576	1,091	1,194	1,099	668	191	1,194	668	2,093
Iceland.....	10				30							13,670
British Africa, East.....	2,092								191	16,396	12,384	4,832
British East Indies—									20,456			4,553
India.....	421	820	13	1,000	1,236	4,090	4,090	3,049	3,797	3,797	3,797	1,417
Strait Settlements.....	2,736		10	361	17				4,258			2,056
British Guiana.....									9,728,539	5,417,389	7,165,222	13,758,079
British Oceania—									339			2,740
Australia.....	9,229	2,635	3,622	3,843	25,096				339			2,740
New Zealand.....	36				193							126
British West Indies—												
Barbadoes.....	980	48	339	561	11							126
Jamaica.....												
Hong Kong.....	3,971	3,001	1,530	1,664	995				9,805,000	5,460,105	7,209,242	13,815,691
Newfoundland.....	49	81	138	65	3,582							
Belgium.....	16				928							
China.....	16	1,549	3	100	83				44,405	18,803	25,241	37,279
Cuba.....	16								9,760,595	5,441,302	7,184,001	10,066,829
Denmark.....												
Total.....												
RECAPITULATION.												
British Empire.....												
Foreign Countries.....												

MANUFACTURED.

BARRELS CONTAINING PETROLEUM OR ITS PRODUCTS, OR ANY MIXTURE OF WHICH PETROLEUM FORMS A PART, WHEN SUCH CONTENTS ARE CHARGEABLE WITH SPECIFIC DUTY. (Durable)

	No.	No.	No.	No.	No.	No.	No.	No.	No.	No.	No.	\$	\$	\$	\$
United Kingdom.....	428	470	41	219	No	432	470	44	210	432	470	44	210		
British West Indies—															
Barbadoes.....															
Jamaica.....															
Trinidad and Tobago.....															
Other.....															
Newfoundland.....															
France—															
St. Pierre and Miquelon.....	6	10	10	76	76	6	10	10	10	6	10	10	76		
Russia.....	27,925	22,872	18,748	16,524	11,227	27,964	22,914	19,298	18,188	27,964	22,914	19,298	18,188	15,659	15,659
United States.....	28,357	23,342	18,805	16,743	11,394	27,802	23,384	19,313	18,407	27,802	23,384	19,313	18,407	15,736	15,736
Total.....															
RECAPITULATION.															
British Empire.....	428	470	45	219	1	432	470	45	219	432	470	45	219	1	1
Foreign Countries.....	27,931	22,872	18,758	16,524	11,393	27,370	22,914	19,268	18,188	27,370	22,914	19,268	18,188	15,735	15,735

No. 19—Imports for Consumption, by Articles and Countries, during Fiscal Years ended March 31, 1915-1919—Con.

Imported from—	1915	1916	1917	1918	1919	Imported from—	1915	1916	1917	1918	1919
WOOD—Continued.											
MANUFACTURED—Continued.											
BARRELS, EMPTY. (Durable.)											
United Kingdom.....	No. 321	No. 280	No. 12	No. 6	No. 6	United Kingdom.....	\$ 388	\$ 185	\$ 7	\$ 1,551	\$ 18
British Guiana.....	421	3,586	529	10	10	British Guiana.....	253	2,020	341	15	30
British West Indies.....	3,502	41,380	56,042	82	82	British West Indies.....	2,023	169	543	728	818
Newfoundland.....	2	46,542	57,436	290	290	Newfoundland.....	8	29,459	43,976	330	261
China.....	006	45,478	541	279	279	France—	362	31,833	195		
France—	41,690	3,810	56,595	105,369	105,369	St. Pierre and Miquelon.....					
St. Pierre and Miquelon.....	46,542	41,662	56,595	106,517	106,517	Italy.....	32,512	20,459	43,976	135,902	125,308
Italy.....	42,298	41,662	56,595	106,517	106,517	United States.....	35,546	31,833	44,807	138,719	126,435
United States.....	4,244	3,810	541	858	858	Total.....	2,664	2,205	348	2,292	866
Total.....	42,298	41,662	56,595	106,517	106,517	RECAPITULATION.	32,882	29,628	44,519	136,427	125,569
British Empire.....						British Empire.....					
Foreign Countries.....						Foreign Countries.....					

BARRELS AND PACKAGES OF CANADIAN MANUFACTURE WHICH HAVE BEEN EXPORTED FILLED WITH CANADIAN PRODUCTS WHEN RETURNED, OR EXPORTED EMPTY AND RETURNED FILLED WITH FOREIGN PRODUCTS. (Price.)

	No.	\$	No.	\$	No.	\$	No.	\$	No.	\$	
United Kingdom.....	22,702	4,161	190,000	3,395	309	181,803	124,905	33,728	13,274	46,214	
Bermuda.....	18	7	103	518	518	Total.....	213,225	223,831	14,477	50,733	
British West Indies.....	8,360	777	385	1,144	1,144	RECAPITULATION.					
Hong Kong.....	7	5	8	29	29	British Empire.....	31,080	4,945	190,103	1,203	4,539
Newfoundland.....	342	8	29	81,193	81,193	Foreign Countries.....	182,145	124,447	33,728	13,274	46,214
France—						Total.....	48,924	52,518	81,193	71,114	81,081
St. Pierre and Miquelon.....						RECAPITULATION.					
Japan.....						British Empire.....	48,924	52,518	81,193	71,114	81,081
Total.....	48,924	52,518	81,193	81,081	81,081	Foreign Countries.....					

CASKETS AND COFFINS AND METAL PARTS THEREOF. (Durable.)

	No.	\$	No.	\$	No.	\$	No.	\$	No.	\$
United Kingdom.....	48,924	52,518	81,193	71,114	81,081	RECAPITULATION.				
United States.....	48,924	52,518	81,193	71,114	81,081	British Empire.....	48,924	52,518	81,193	71,114
Total.....	48,924	52,518	81,193	71,114	81,081	Foreign Countries.....				

SESSIONAL PAPER No. 10b

CORKS, MANUFACTURED FROM CORKWOOD, OVER THREE-FOURTHS OF AN INCH IN DIAMETER, MEASURED AT THE LARGER END. (Dutiable.)

	Lb.	Lb.	Lb.	Lb.	Lb.	Lb.	Lb.	\$	\$	\$	\$	\$	\$
United Kingdom.....	23,547	14,409	21,455	23,923	8,173	17,174	12,834	19,547	23,101	8,975			
France.....	227	149	50	30	1,793	159	42	14	3	2,002			
Germany.....	897					101							
Japan.....				23					49				
Portugal.....	84,411	83,541	81,061	169,722	42,069	23,863	19,206	17,911	41,510	10,652			
Spain.....	48,063	38,659	49,866	66,803	38,047	14,597	10,967	13,944	10,176	10,085			
United States.....	51,326	27,269	63,882	37,919	47,553	24,649	13,850	34,108	26,693	33,698			
Total.....	208,472	161,027	224,314	297,119	137,575	80,543	56,875	85,524	110,507	65,412			
RECAPITULATION.													
British Empire.....	23,547	14,409	21,455	23,923	8,173	17,174	12,834	19,547	23,101	8,975			
Foreign Countries.....	184,925	149,618	202,859	274,196	129,402	63,369	44,041	65,977	87,406	56,437			

CORKS, MANUFACTURED FROM CORKWOOD, THREE-FOURTHS OF AN INCH AND LESS IN DIAMETER, MEASURED AT THE LARGER END. (Dutiable.)

	Lb.	Lb.	Lb.	Lb.	Lb.	Lb.	Lb.	\$	\$	\$	\$	\$	\$
United Kingdom.....	1,566	649	388	262	245	1,232	462	204	281	295			
Newfoundland.....		28					30						
France.....	99	35			54	29	23			83			
Japan.....					12								
Portugal.....	26,173	26,937	30,195	49,270	35,638	9,419	9,103	9,316	15,266	13,151			
Spain.....	10,649	2,506	10,419	20,435	8,647	4,885	1,615	5,093	7,557	3,210			
United States.....	14,754	12,939	25,956	12,909	28,580	9,121	7,489	17,614	11,590	24,929			
Total.....	53,241	43,091	66,958	82,476	73,186	24,669	18,752	32,137	34,694	41,681			
RECAPITULATION.													
British Empire.....	1,566	677	388	262	245	1,232	462	204	281	295			
Foreign Countries.....	51,675	42,417	66,570	82,214	72,941	23,437	18,290	31,933	34,413	41,386			

CORK SLABS, BOARDS, PLANKS AND TILES PRODUCED FROM CORK WASTE OR GRANULATED OR GROUND CORK. (Dutiable.)

	\$	\$	\$	\$	\$	\$	\$	\$	\$	\$	\$	\$	\$
United Kingdom.....	1,004	1,087				1,004	1,087						
Spain.....	6,012	35,042	44,028	47,715	37,352	1,004	1,087	66,615	85,044	93,966			
United States.....	43,125	23,705	22,587	37,929	56,614	49,167	59,747	66,615	85,044	93,966			
Total.....	50,171	60,834	66,615	85,044	93,966	49,167	59,747	66,615	85,044	93,966			
RECAPITULATION.													
British Empire.....	1,004	1,087				1,004	1,087	66,615	85,044	93,966			
Foreign Countries.....	49,167	59,747	66,615	85,044	93,966	48,163	58,660	66,615	85,044	93,966			

No. 19—Imports for Consumption, by Articles and Countries, during Fiscal Years ended March 31, 1915-1919—Con.

Imported from—	1915	1916	1917	1918	1919	Imported from—	1915	1916	1917	1918	1919
WOOD—Continued											
CORKWOOD OR CORK BARR, MANUFACTURES OF, N.O.F., INCLUDING STRIPS, SHIVES, SHELS AND WASHERS OF CORK. (Dutiable.)											
United Kingdom	\$ 10,245	\$ 6,205	\$ 3,764	\$ 3,226	\$ 7,387	Spain	\$ 41,598	\$ 7,635	\$ 1,972	\$ 3,389	\$ 1,664
Newfoundland	255	190	112	18	18	United States	77,722	126,043	141,455	101,315	167,419
Germany	152	10	10	3	5	Total	119,850	146,973	147,537	114,505	178,996
Japan	246	10	222	3,614	2,527	REGULATION.					
Netherlands	19,682	6,800				British Empire	10,245	6,205	3,766	3,226	7,387
Norway						Foreign Countries	129,605	140,768	143,771	111,339	171,609
Portugal						(CORKSIN STRIPS, SHELS, (Dutiable.)					
						United Kingdom	\$ 4,708	\$ 20	\$ 20	\$ 20	\$ 2,467
						United States	4,708	5,527	6,079	6,395	2,467
						Total	4,708	5,547	6,079	6,395	2,467
						DOORS. (Dutiable.)					
						United Kingdom	\$ 295,239	\$ 43,897	\$ 81,720	\$ 111,204	\$ 99,101
						United States	235,911	43,897	81,720	111,204	99,101
						Total	295,239	43,897	81,720	111,204	99,101
						FISHING ROOPS. (Dutiable.)					
						United Kingdom	\$ 7,228	\$ 2,934	\$ 3,761	\$ 3,074	\$ 2,005
						Japan	22,388	18	155	59	9
						United States	29,618	13,285	16,767	30,478	42,590
						Total	29,618	16,237	20,683	33,611	44,597

No. 19—Imports for Consumption, by Articles and Countries, during Fiscal Years ended March 31, 1915-1919—*Con.*

Imported from—	1915	1916	1917	1918	1919	Imported from—	1915	1916	1917	1918	1919
WOOD—Continued.											
MANUFACTURED—Continued.											
TABLETS OF WOOD. (Dutiable.)											
	\$	\$	\$	\$	\$		\$	\$	\$	\$	\$
United Kingdom.....	133	20	23	17,992	28,647	RECAPITULATION.					
United States.....	65,706	38,046	23,615	17,992	28,647	British Empire.....	133	20	23	17,992	28,647
Total.....	65,839	38,066	23,638	17,992	28,647	Foreign Countries.....	65,706	38,046	23,615	17,992	28,647
METALS. (Dutiable.)											
	\$	\$	\$	\$	\$		\$	\$	\$	\$	\$
United Kingdom.....	984	2,032	792	641		Norway.....	241			1,303	
British Empire—						Sweden.....	3,590	211		462	
Australia.....	10	36	56	198		United States.....	30,239	18,232	45,518	17,983	6,387
Hong Kong.....		8		148	56	Hawaii.....			126		
Newfoundland.....	604					Total.....	41,786	23,260	47,925	22,610	6,443
Belgium.....	3,375					RECAPITULATION.					
France.....	186					British Empire.....	904	2,076	848	990	56
Germany.....	69	71	1,433	2,712		Foreign Countries.....	40,792	21,184	47,077	21,020	6,387
Italy.....	2,133	2,670									
Japan.....	231										
Netherlands.....											
MOULDINGS, PLAINS, GILDED OR OTHERWISE FURTHER MANUFACTURED. (Dutiable.)											
	\$	\$	\$	\$	\$		\$	\$	\$	\$	\$
United Kingdom.....	176	3	184	15		RECAPITULATION.					
Germany.....	679					British Empire.....	181	3	181	15	
Netherlands.....	71,890	31,230	38,062	41,895	33,609	Foreign Countries.....	72,745	34,230	33,052	41,805	33,609
United States.....						Total.....	72,745	34,230	33,052	41,805	33,609
Total.....	72,745	31,233	38,246	41,820	33,609						
IRRES. IIV. (Dutiable.)											
	No.	No.	No.	No.	No.		\$	\$	\$	\$	\$
United Kingdom.....	6		72	288	36	United Kingdom.....	2	175	18	74	17
United States.....	685	1,021	72	288	36	United States.....	240	175	18	74	17
Total.....	691	1,021	72	288	36	Total.....	242	176	18	74	17
RECAPITULATION.						RECAPITULATION.					
British Empire.....	6		72	288	36	British Empire.....	2	176	18	74	17
Foreign Countries.....	685	1,021	72	288	36	Foreign Countries.....	240	176	18	74	17

SESSIONAL PAPER No. 10b

REFRIGERATORS. (Dutiable.)

	No.	No.	No.	No.	No.	No.	\$	\$	\$	\$	\$
United Kingdom.....	3	1	971	1,758	770	United Kingdom.....	224	35	13,448	13,618	19,051
United States.....	1,306	945	971	1,758	770	United States.....	13,448	31,102	13,618	13,618	19,051
Total.....	1,309	946	971	1,758	770	Total.....	13,672	31,137	13,672	13,618	19,051
RECAPITULATION.											
British Empire.....	3	1	971	1,758	770	British Empire.....	224	35	13,448	13,618	19,051
Foreign Countries.....	1,306	945	971	1,758	770	Foreign Countries.....	13,448	31,102	13,618	13,618	19,051

SADDLE TREES AND STIRRUPS OF WOOD (MEXICAN). (Free.)

	\$	\$	\$	\$	\$	\$	\$	\$	\$	\$
United Kingdom.....	12,997	8,868	16,341	26,291	17,900	RECAPITULATION.	8,868	12,997	16,341	26,291
United States.....	12,997	8,868	16,341	26,291	17,900	British Empire.....	8,868	12,997	16,341	26,291
Total.....	12,997	8,868	16,341	26,291	17,900	Foreign Countries.....	12,997	12,997	16,341	26,291

SHOW CASES AND METAL PARTS THEREOF. (Dutiable.)

	\$	\$	\$	\$	\$	\$	\$	\$	\$	\$
United Kingdom.....	3,996	1,782	1,803	1,247	246	RECAPITULATION.	1,782	3,996	1,803	1,247
Germany.....	33	9,489	10,438	13,576	19,198	British Empire.....	1,782	3,996	1,803	1,247
Switzerland.....	18	9,489	10,438	13,576	19,198	Foreign Countries.....	9,489	10,369	10,438	13,576
United States.....	16,318	11,271	12,241	14,823	19,444	Total.....	11,271	16,318	12,241	14,823
Total.....	20,365	11,271	12,241	14,823	19,444					

UMBRELLA, PARASOL AND SUNSHADE STICKS OR HANDLES, N. D. F. (Dutiable.)

	\$	\$	\$	\$	\$	\$	\$	\$	\$	\$
United Kingdom.....	3,276	817	901	240	97	RECAPITULATION.	817	3,276	901	240
Austria-Hungary.....	10	129	16	277	6	British Empire.....	817	3,276	901	240
Belgium.....	14	129	16	277	6	Foreign Countries.....	12,555	7,592	69,593	33,558
France.....	902	3	60,577	33,084	29,535	Total.....	12,555	7,592	69,593	33,558
Germany.....	11	3	60,577	33,084	29,535					
Japan.....	6,652	12,403	61,494	33,598	29,638					
United States.....	10,868	13,352	61,494	33,598	29,638					
Total.....	19,868	13,352	61,494	33,598	29,638					

WALKING STICKS AND CASES OF ALL KINDS. (Dutiable.)

	\$	\$	\$	\$	\$	\$	\$	\$	\$	\$
United Kingdom.....	15,015	20,099	24,723	2,979	2,949	United States.....	11,407	18,260	26,740	15,472
British West Indies.....	7	33	11	1	15	Total.....	27,164	42,561	52,970	19,147
Hong Kong.....	1	33	11	1	15	RECAPITULATION.	20,612	15,022	21,734	3,000
Austria-Hungary.....	20	35	3	3	3	British Empire.....	20,612	15,022	21,734	3,000
France.....	35	141	3	3	3	Foreign Countries.....	12,142	25,236	16,147	23,494
Germany.....	141	3,062	1,493	675	1,165	Total.....	32,754	30,044	46,970	26,494
Japan.....	329	3,062	1,493	675	1,165					

No. 19—Imports for Consumption, by Articles and Countries, during Fiscal Years ended March 31, 1915-1919—*Con.*

Imported from—	1915	1916	1917	1918	1919	Imported from—	1915	1916	1917	1918	1919
United Kingdom.....	\$ 26,543	\$ 5,670	\$ 15,698	\$ 29,523	\$ 38,991	RECAPITULATION.	\$	\$	\$	\$	\$
United States.....	26,543	5,670	15,698	29,523	38,991	British Empire.....	26,543	5,670	15,698	29,523	38,991
Total.....						Foreign Countries.....					

WOOD—Continued.

MANUFACTURED—Continued.

WINDOW SASH. (Dutiable.)

WOODENWARE—CHURNS, N. O. P., WASHBOARD, POUNDERS AND ROLLING PINS. (Dutiable)

	\$	\$	\$	\$	\$	\$	\$	\$	\$	\$	\$
United Kingdom.....	319	11	31								
Belgium.....	15				48						
France.....		16									
Germany.....	397										
Japan.....			1	311							
Norway.....		127									
Sweden.....		16,049	23,917	29,844	47,543						
United States.....	20,321	16,049	23,917	29,844	47,543	RECAPITULATION.	\$	\$	\$	\$	\$
Total.....	21,109	16,293	23,949	30,155	47,591	British Empire.....	319	11	31		
						Foreign Countries.....	20,790	16,192	23,918	30,155	47,543

WOODEN PAILS AND TUBS. (Dutiable.)

	\$	\$	\$	\$	\$	\$	\$	\$	\$	\$	\$
United Kingdom.....	60	94									
Hong Kong.....	6										
Newfoundland.....		123	4	11	21						
Japan.....	112										
United States.....	21,623	8,872	21,478	21,563	11,329						
Total.....	22,807	9,089	21,481	21,576	11,350	RECAPITULATION.	\$	\$	\$	\$	\$
						British Empire.....	72	94	2		
						Foreign Countries.....	22,735	8,995	21,482	21,476	11,350

No. 19—Imports for Consumption, by Articles and Countries, during Fiscal Years ended March 31, 1915-1919—*Con.*

Imported from—	1915	1916	1917	1918	1919	Imported from—	1915	1916	1917	1918	1919
	\$	\$	\$	\$	\$		\$	\$	\$	\$	\$
United Kingdom.....	620	745				RECAPITULATION.					
Austria-Hungary.....	780					British Empire.....	620				
Norway.....	24,063					Foreign Countries.....	479,801	745			475,304
Sweden.....	179,829	50,430						406,004			
Switzerland.....	3,285										
United States.....	209,918	346,574	651,311	475,394							
Total.....	480,481	406,740	651,311	475,394							

WOOD—Continued.

MANUFACTURED—Concluded.

Wood Pulp. (Dutiable.)

OTHER MANUFACTURES OF WOOD. (Dutiable.)

Imported from—	1915	1916	1917	1918	1919	Imported from—	1915	1916	1917	1918	1919
	\$	\$	\$	\$	\$		\$	\$	\$	\$	\$
United Kingdom.....	94,750	62,092	74,607	46,166	35,876	Netherlands.....	226				
British Africa, South.....		2				Norway.....	4,468		33		90
British East Indies—						Russia.....	7,813		2,191		
India.....			50			Spain.....	180				
Straits Settlements.....			8			Sweden.....	1,783				3
Other.....	3					Switzerland.....	29		2,068		4,404
British West Indies.....	1,657	1,185	2,142	1,898	3,138	Turkey.....	20				
Hong Kong.....	10		240	60	10	United States.....	1,188,760	951,588	1,220,763	1,500,212	1,993,462
Newfoundland.....	920	203				Total.....	1,310,588	1,052,192	1,358,410	1,686,260	2,095,427
Austria-Hungary.....	492										
Belgium.....	248	192	66	63							
China.....						RECAPITULATION.					
Denmark.....	10,206	15,191	14,648	14,207	11,777	British Empire.....	96,420		77,047		39,024
France.....	14,490					Foreign Countries.....	1,244,168	63,284	1,281,363	1,638,212	2,056,403
Germany.....	214	41	166	3				988,968			
Italy.....	8,229	13,818	32,118	29,223	50,088						
Japan.....											
	\$	\$	\$	\$	\$		\$	\$	\$	\$	\$
United Kingdom.....	289,536	149,260	357,967	111,660	68,862	France.....	40,126		20,210		14,408
Bermuda.....				300	3,305	St. Pierre and Miquelon.....	704		553		105
British Africa, South.....		2				Germany.....	19,629				

TOTAL WOOD, MANUFACTURED. (Dutiable and Free.)

No. 19—Imports for Consumption, by Articles and Countries, during Fiscal Years ended March 31, 1915-1919—*Con.*

Imported from—	1915	1916	1917	1918	1919	Imported from—	1915	1916	1917	1918	1919
United Kingdom.....	\$ 3,949	\$ 3,365	\$	\$	\$	RECAPITULATION.	\$	\$	\$	\$	\$
Belgium.....	14,513	1,813	1,438	British Empire.....	22,100	365
France.....	3,638	1,405	4,084	6,227	1,906	Foreign Countries.....	3,218	4,084	7,665	1,906
United States.....	Total.....	22,100	3,583	4,084	7,665	1,906
Total.....	22,100	3,583	4,084	7,665	1,906						

WORKS OF ART IN BRONZE, CAST FROM MODELS MADE IN CANADA AND DESIGNED BY SCULPTORS DOMICILED THEREIN. (Free.)

ALL OTHER ARTICLES OF MERCHANDISE IMPORTED. (Dutiable.)

United Kingdom.....	\$ 94,688	\$ 69,359	\$ 107,294	\$ 56,581	\$ 29,580	St. Pierre and Miquelon.....	\$ 12,204	\$ 1	\$	\$	\$
Bermuda.....	4	Germany.....	813
British Africa, South.....	7,649	Greece.....	2,531	1,470	1,217
British East Indies—	Italy.....	924	4,077	82,539
India.....	791	Japan.....	2,380	6,213	20,142
British Guiana.....	21	6	Mexico.....	18	2
British Oceania—	Netherlands.....	627	385
Australia.....	147	648	Spain.....	523	3,972
British West Indies.....	182	20	255	5	Dutch East Indies.....	102	642
Barbados.....	Sweden.....
Jamaica.....	Switzerland.....	22
Trinidad and Tobago.....	Turkey.....	1,992	691
Other.....	2	United States.....	505,731	710,130	836,379	1,101,723	1,586,465
Hong Kong.....	2,812	2,422	4,476	8,637	19,977	Uruguay.....	799,951	1,016,863	1,276,758	598
Newfoundland.....	43	Total.....	671,777	799,951	1,276,758	1,895,405
Austria-Hungary.....	7,971	194	RECAPITULATION.
Belgium.....	33,423	908	32,400	18,814	123,991	British Empire.....	97,799	72,635	112,049	65,218	48,871
China.....	555	Foreign Countries.....	573,978	727,316	964,814	1,211,540	1,846,534
Colombia.....	35	284	Total.....	671,777	799,951	1,276,758	1,895,405
Denmark.....	1,529	1,248						
Ecuador.....	5,769	10,137	4,675	4,316						
France.....	6,574						

ALL OTHER ARTICLES OF MERCHANDISE IMPORTED. (Free.)

United Kingdom.....	\$ 149,950	\$ 10,350	\$ 5,732	\$ 2,873	\$ 4,765	United States.....	\$ 22,051	\$ 33,634	\$ 631,598	\$ 1,000,687	\$ 8,118,579
British East Indies—	Total.....	175,073	163,471	649,530	1,003,569	8,123,344
India.....	124	200	RECAPITULATION.
Newfoundland.....	937	British Empire.....	150,113	10,359	5,932	2,873	4,765
France.....	1,958	Foreign Countries.....	24,960	153,121	634,599	1,000,687	8,118,579
Germany.....	951	115,500	Total.....	175,073	163,471	649,530	1,003,569	8,123,344
Russia.....						

SESSIONAL PAPER No. 106

COIN AND BULLION.
COINS, BRITISH AND CANADIAN, AND FOREIGN GOLD COINS. (Free.)

United Kingdom.....	\$	2,012	\$	2,606,025	\$	20,348	\$		\$		\$	
Bermuda.....				465				300				
British Oceania—												
Australia.....				2,360,333								
New Zealand.....				673,333								
British West Indies.....				794		500						
Newfoundland.....		2,360		1,109								
United States.....		117,050,052		26,195,399		8,632,425						
Total.....												
Hawaii.....												
Total.....												
RECAPITULATION.												
British Empire.....												
Foreign Countries.....												
Total.....												

GOLD BULLION IN BARS, BLOCKS, INGOTS, DROPS, SHEETS OR PLATES, UNMANUFACTURED. (Free.)

United Kingdom.....	\$	7	\$	98,409	\$	14,646,131	\$		\$		\$	
France.....				85		622						
United States.....		14,424,816		1,617,772		3,086,432						
Alaska.....		3,549		22,053								
Total.....												
RECAPITULATION.												
British Empire.....												
Foreign Countries.....												
Total.....												


SILVER BULLION IN BARS, BLOCKS, INGOTS, DROPS, SHEETS OR PLATES, UNMANUFACTURED. (Free.)

United Kingdom.....	\$	43	\$	151	\$		\$		\$		\$	
Bermuda.....				465								
Newfoundland.....				850								
United States.....		509,553		383,075		1,093,106						
Total.....												
RECAPITULATION.												
British Empire.....												
Foreign Countries.....												
Total.....												

RECAPITULATION—COIN AND BULLION. (Free.)

United Kingdom.....	\$	2,662	\$	2,704,434	\$	14,666,630	\$		\$		\$	
Bermuda.....				465		465						
British Oceania—												
Australia.....				2,360,333								
New Zealand.....				673,333								
British West Indies.....				794		500						
Newfoundland.....		2,360		1,169		850						
France.....				85		622						
United States.....		31,084,421		28,197,146		13,411,963						
Total.....												
RECAPITULATION.												
Alaska.....												
Hawaii.....												
Total.....												
RECAPITULATION.												
British Empire.....												
Foreign Countries.....												
Total.....												

NOTE.—For Total Imports for Consumption, by Countries, see page 32.



STATEMENT No. 19 A

IMPORTS FOR CONSUMPTION

UNDER BRITISH PREFERENTIAL TARIFF

DURING THE FISCAL YEAR ENDED MARCH 31,

1919.

10 GEORGE V, A. 1920

No. 19 A—Imports for Consumption under British Preferential Tariff, during the Fiscal Year ended March 31, 1919.

Classification.	Unit of Quantity.	FROM UNITED KINGDOM		FROM OTHER COUNTRIES.		TOTAL IMPORTS UNDER PREFERENTIAL TARIFF.	
		Quantity.	Value.	Country.	Quantity.	Value.	Quantity.
Abrasives—			\$			\$	
Emery and carborundum wheels and manufactures of emery or carborundum.....			446			446	445
Sandpaper, glass, flint and emery paper or emery cloth.....			9,943			9,943	9,943
Animals, living—							
Hogs.....	Lb.	150	142		150	142	1,025
Other animals, n.o.p.....			1,021	Bermuda.....	4		
Apparel—							
Belts, of all kinds, n.o.p., except silk.....			3,600			3,600	3,500
Boots, shoes, slippers and insoles of all kinds, except rubber and leather			50,549			50,549	50,549
Braces or suspenders and finished parts of.....			2,858			2,858	2,858
Buttons—							
Button, collar and cuff.....			306			306	306
Buttons, all kinds, covered or not, n.o.p., including recognition buttons,			18,125			18,125	18,125
Buttons of vegetable ivory.....			36			36	36
Shoe buttons, n.o.p.....	Gross	28	20		28	20	20
Collars of cotton or linen, xylonite, xylolite or celluloid.....	Dozen	11,853	17,834		11,853	17,834	17,834
Corsets of all kinds.....			1,820			1,820	1,820
Corset clasps, buckles and steels, and covered corset wires cut to length, tipped or untipped; roed, rattan and horn, covered.....			206			206	206
Cuffs of cotton, linen, xylonite, xylolite or celluloid.....	Pair	270	75		270	75	363,208
Gloves and mitts of all kinds.....			363,208			363,208	363,208
Hats, caps, bonnets and materials for—							
Hat, cap and bonnet shapes, and hat and bonnet crowns.....			625			625	625
Hats, caps, etc., of straw, grass, clip or other material, n.o.p.....			285,471			285,471	285,471
Hats of beaver, silk or felt.....			140,781			140,781	140,781
Leaves, boot, shoe, shirt and stay of any material.....			4,881			4,881	4,881
Kegonsa and badges.....			8,391			8,391	8,391
Umbrellas, parasols and sunshades, of all kinds and materials.....			1,373			1,373	1,373
Bazette and other game tables or boards.....			123			123	123
Balls, cues and racks and cue-tips for bagatelle boards and billiard tables			350			350	350
Baskets of all kinds, n.o.p.....			2,308	Jamaica.....	125	2,433	2,433
Basins, caskets, lavatories, urinals, sinks and laundry-tubs of any material			122,477			122,477	122,477
Baths and bathtubs of any material.....			1,165			1,165	1,165
Bells and bells, n.o.p.....			11			11	11
Beverages and Spirits—							
Ginger ale.....			6,274			6,274	6,274
Lime juice, crude only (Free).....	Gal.			British Guiana.....	8,180	3,401	3,401
Lime juice and other fruit syrups and fruit juices, n.o.p.....				British West Indies, Other.....	31,094	9,679	39,274
Mineral and aerated waters, n.o.p.....				British West Indies, Other.....	1,250	1,263	5,455
Billiard tables.....		4,203	9,566			9,566	9,566
Blackings and polishes—							
Blacking, shoe and shoemakers' ink, shoe, harness and leather dressing,	No.	2	614			614	614
Polish or composition, knife and other, n.o.p.....			37,606			37,606	37,606
Blueing, laundry.....			36,518			36,518	36,518
			78,729			78,729	78,729

SESSIONAL PAPER No. 10b

Books, Ink, Paper and Stationery— Books and Printed Matter— Advertising chromes, chromotypes, oleographs or like work produced by any process other than hand painting or drawing, and having any advertisement or advertising matter printed, lithographed or stamped thereon or attached thereto, or other similar artistic work, lithographed, printed or stamped on paper or cardboard, for business or advertising purposes, n.o.p.	1,799	3,890	1,799	3,890	1,799	3,890
Advertising pamphlets, advertising show cards, illustrated advertising periodicals, price books, catalogues and price lists, advertising calendars and almanacs; patent medicine or other advertising circulars, fly sheets or pamphlets.	27,989	12,343	27,989	12,343	27,989	12,343
Bank notes, bonds, bills of exchange, cheques, promissory notes, drafts and all similar work unsigned, and cards or other commercial blank forms printed or lithographed or printed from steel or copper or other plates, and other printed matter, n.o.p.		10,692		10,692		10,692
Charts and maps, n.o.p.		3,960		3,960		3,960
Freight rates for railways, and telegraph rates, bound in book or pamphlet form, and time tables of railways outside of Canada.		16		16		16
Labels for cigar boxes, fruits, vegetables, meats, fish, confectionery and other goods and wares; also shipping, price or other tags, tickets or labels; and railroad or other tickets whether lithographed or printed or partly printed, n.o.p.		49,277		49,277		49,277
Novels or works of fiction, or literature of a similar character, unbound or paper bound, or in sheets, not including Christmas annuals or publications commonly known as juvenile or toy books.		5,175		5,175		5,175
Posters, advertising bills and folders.	680	172	680	172	680	172
Printed music, bound or in sheets, and music for mechanical players.		27,876		27,876		27,876
Other books, printed, periodicals and pamphlets, or parts thereof, n.o.p.		230,569		230,569		230,569
Total Books and Printed Matter.....		343,970		343,970		343,970
Ink, printing.....		13,624		13,624		13,624
Ink, writing.....		21,252		21,252		21,252
Paper and Manufactures of— Albumenized and other papers and films, chemically prepared, for photographers' use.....		1,710		1,710		1,710
Bags or sacks, printed or not.....		38,367		38,367		38,367
Blank books with paper ruled or plain.....		8,956		8,956		8,956
Blotting paper, not coated or enamelled.....		16,709		16,709		16,709
Boxes or containers, knockdown, printed or not.....		2,754		2,754		2,754
Cardboard and blanks, pulp-lined or not, not pasted or coated.....		11		11		11
Card board and blanks, pasted or coated.....		682		682		682
Cards for playing.....		3,597		3,597		3,597
Envelopes.....		863		863		863
Hangings of wall paper, including borders.....	18,322	18,322	18,322	18,322	18,322	18,322
Leather board, leatheroid and manufactures of, n.o.p.		3,876		3,876		3,876
Millboard and other boards, pasted or coated.....		11,883		11,883		11,883
Packing papers, cloth-lined and gauze-lined.....		69		69		69
Pads not printed, paper maché wire, n.o.p.		2,927		2,927		2,927
Parchment papers, vegetable.....	28	28	28	28	28	28
Printing and book paper, not coated.....	38,475	38,475	38,475	38,475	38,475	38,475
Printed and coated paper, not coated.....		11,851		11,851		11,851
Printed and coated papers, boxed papers and paperetics.....		7,860		7,860		7,860
Tarred and other building papers, n.o.p., insulating and refrigerating papers.....		721		721		721
Tissue, crepe, manifold and cigarette paper in rolls.....		19,799		19,799		19,799
Tissue and crepe paper, ornamental or variegated, colored.....		14		14		14

No. 19 A—Imports for Consumption under British Preferential Tariff, during the Fiscal Year ended March 31, 1919—*Con.*

Classification.	Unit of Quantity.	FROM UNITED KINGDOM.		FROM OTHER COUNTRIES.		TOTAL IMPORTS UNDER PREFERENTIAL TARIFF.		
		Quantity.	Value.	Country.	Quantity.	Value.	Quantity.	Value.
			\$			\$		\$
Books, Ink, Paper and Stationery— <i>Concluded.</i>								
Paper manufactures of— <i>Concluded.</i>	Lb.	4,282	501			4,282	501	
Wrapping paper of all kinds, not coated, including kraft paper			75,209				75,209	
Other manufactures of paper, including paperettes and napkins			38,252				38,252	
Other kinds of paper, n.o.p.								
Total Paper and Manufactures of.....			239,739				239,739	
Pencils, lead			6,506				6,506	
Pens, penholders and rulers of all kinds			57,660				57,660	
Recapitulation—Books, Ink, Paper, Stationery, etc.....			682,751				682,751	
Bricks, Clays and Tiles—								
Bricks, bath			2,073				2,073	
Bricks, fire, n.o.p.			15,914				15,914	
Bricks, paving			116			6	116	
Building blocks, partition hollow and fire-proof building tile	M	6	853				853	
Drain pipes, sewer pipes and earthenware fittings therefor, chimney linings or vents, chimney tops and inverted blocks, glazed or unglazed			609				609	
Manufactures of clay, n.o.p.			27,324				27,324	
Recapitulation—Bricks, Clays and Tiles.....			47,089				47,089	
British gum, dry sizing cream and enamel sizing		40,120	2,721			40,120	2,721	
Brooms and whisks			12				12	
Brushes paint and varnish			4,410				4,410	
Brushes, toilet			16,075				16,075	
Brushes, all other, n.o.p.			11,989				11,989	
Celluloid, moulded into sizes for handles of knives and forks, not bored or otherwise manufactured; moulded celluloid balls and cylinders coated with tin-foil or not, but not finished or further manufactured, and celluloid lamp shade blanks and comb blanks			19				19	
Celluloid, manufactures of, n.o.p.			7,146				7,146	
Cement, Portland, and hydraulic or water-lime	Cwt.	97	562			97	562	
Cement, n.o.p., and manufactures of, n.o.p.			98				98	
Clocks and Watches—								
Clocks, clock and watch keys, clock movements and clock cases.....			1,923				1,923	
Watches.....			552				552	
Watch cases and parts thereof, finished or unfinished			350				350	
Watch actions and movements and parts thereof, finished or unfinished, including winding bars and sleeves			19				19	
Recapitulation—Clocks and Watches.....			2,844				2,844	

SESSIONAL PAPER No. 10b

Commodity	Unit	Value	Quantity	Value	Quantity	Value	Quantity
Coal, Coke and Charcoal—							
Coal, bituminous slack, such as will pass through a ¼ inch screen.	Ton	226	330			236	330
Coal, bituminous, round, and run of the mine, and coal, n.o.p.	"	290	1,235			290	1,235
Combs.			37,509				37,509
Costumes and scenery, theatrical			15				15
Curline stones and handles therefor (Free)	Pair	85	1,160			85	1,160
Damaged goods, under section 49 to 53 of Rev. Stat., cap. 32			116				116
Drugs, Dyes, Chemicals and Medicines—							
Acids—acetic and pyroligneous, in excess of strength of proof.	Gal.	7	25			7	25
Alum, other, n.o.p.	Lb.	202,198	120,331			202,198	120,331
Alum, in bulk, ground or unground but not calcined (Free).	"	1,692,647	41,993			1,692,647	41,993
Alumina, sulphate of, or alum cake (Free).	"	56,030	724			56,030	724
Aniline dyes, in packages of less than 1 pound in weight.	"	475	329			475	329
Cocaine.	Ounce	25	329			25	329
Gelatine and isinglass.	"	97,251	51,141			103,971	54,391
Gums—Camphor.	"	18,297	26,164			18,297	26,164
Liquid preparations, non-alcoholic, for disinfecting, dipping or spraying.	"		6,730				6,730
n.o.p.							
Magnesia.	Lb.	5,160	30,768			5,160	30,768
Medicinal, chemical and pharmaceutical preparations, including proprietary preparations (dry)			1,090				1,090
Morphine.	Ounce	257,531	257,531			257,531	257,531
Potash or potassa, bicarbonate of	Lb.	26,381	136,981			26,381	136,981
Salts, glauber.	"	35	10			35	10
Soda, bicarbonate of.	"	87,956	682			87,956	682
Soda, caustic, when in packages of 25 pounds and over.	Lb.	1,041,342	18,229			1,041,342	18,229
Sulphuric ether, chloroform and solutions of peroxide of hydrogen.			4,615				4,615
Surgical dressings, antiseptic, such as absorbent cotton, cotton wool, lint, lamb's wool, tow, jute, gauzes and oakum, prepared for use as surgical dressings, plain or medicated.			11,219				11,219
Vaseline and all similar preparations of petroleum, for toilet, medicinal or other purposes			164,857				164,857
Other drugs, dyes and chemicals, etc.			93				93
			292,208				292,208
Recapitulation—Drugs, Dyes, Chemicals and Medicines.			1,159,435				1,159,435
			New Zealand.				
			3,450				3,450
							1,162,885
Earthenware and Chinaware—							
Brown or coloured earthen and stoneware, and Rockingham ware.			17,611				17,611
China and porcelain ware, n.o.p.			5,587				5,587
C. C. or cream-coloured ware, decorated, printed, or sponged, and all earthenware, n.o.p.			112,346				112,346
Demijohns, churns or crocks.			76				76
Table-ware of china, porcelain, white granite or ironstone-ware			1,313,169				1,313,169
Tiles or blocks of earthenware or stone prepared for mosaic flooring.			2,242				2,242
Earthenware tiles, n.o.p.			24,934				24,934
Manufactures of earthenware, n.o.p.			12,953				12,953
Recapitulation—Earthenware and Chinaware			1,488,858				1,488,858
			91,353				91,353
Elastic, round or flat, including garter elastic.							
Electric Apparatus—							
Battery jars of glass and articles of hard rubber imported by manufacturers for use only in their own factories in the manufacture of electric storage batteries.			1,186				1,186
Carbons, electric light, and carbon points, of all kinds, n.o.p.			10				10
Electric motors, generators and dynamos.			32,305				32,305

No. 19 A—Imports for Consumption under British Preferential Tariff, during the Fiscal Year ended March 31, 1919—*Con.*

Classification.	Unit of Quantity.	FROM UNITED KINGDOM		FROM OTHER COUNTRIES.		TOTAL IMPORTS UNDER PREFERENTIAL TARIFF.	
		Quantity.	Value.	Country.	Quantity.	Value.	Quantity.
Electric Apparatus— <i>Concluded.</i> Incandescent lamp bulbs and glass tubing for use in the manufacture of incandescent lamps and mantle stockings for gas light			\$				\$
Electric apparatus, n.o.p., insulators of all kinds and sockets, etc., and electric galvanic batteries; telegraph and telephone instruments		45	54,637			45	54,637
Recapitulation—Electric Apparatus			88,183				88,183
Explosives—							
Fireworks, firecrackers and torpedoes, all kinds			512				512
Fuses, non-metallic			104,270				104,270
Gun powder, nitro, nitro-glycerine and other explosives, n.o.p.		598	211			598	211
Gun, rifle and pistol cartridges, or other ammunition, n.o.p.	Lb.		52,500				52,500
Recapitulation—Explosives			157,583				157,583
Fancy Goods—							
Alabaster, spar, amber, terra cotta, or composition ornaments			400				400
Bead ornaments			153				153
Boxes, fancy, ornamental cases and writing desks, etc.			19,747				19,747
Brills, corals, fringes, tassels, n.o.p.			18,601				18,601
Cases for jewellery, watches, silverware, platedware and cutlery			2,764				2,764
Fans				Jamaica	17		17
Feathers, fancy undressed			3,318	British Africa, South	3,140		6,458
Feathers, ostrich, dressed			308				308
Feathers, fancy, n.o.p. and manufactures of feathers, n.o.p.			12,298				12,298
Feathers, fruits, grains, leaves and flowers, artificial, suitable for ornamenting hats			19,536				19,536
Ivory or bone dice, draughts, chessmen, etc.		16					16
Lace, n.o.p., lace collars and all manufactures of lace; nets and nettings of cotton, linen, silk or other material, n.o.p.			515,408	British India	1,169		516,577
Statues and statuettes of any material			109				109
Toilet and manicure sets			764				764
Toys and dolls of all kinds			25,987				25,987
Recapitulation—Fancy Goods			619,409	British Africa, South	3,140		623,735
				Jamaica	17		
				British India	1,169		
Fertilizers, compounded or manufactured			146				146
Fishes—Articles for the use of—							
Travels, trawling spoons, fly hooks, sinkers, swivels and sportsman's fishing bait, and fish hooks, n.o.p.			46,372				46,372
Foodstuffs—							
Breadstuffs—Grain—							
Beans, n.o.p.	Bush.	20	221			20	221
Pease, n.o.p.	"	2	36	New Zealand	300	1,726	1,762

SESSIONAL PAPER No. 10b

Breadstuffs—Other— Arrowroot.....						95	Jamaica.....	45,516	7,330	305,454	48,928
Barley, pot, pearl, rolled, roasted or ground.....		341	British West Indies, Other		41,503			259,597	41,503	71,695	13,372
Biscuits, not sweetened.....		71,695	British India.....		97			1,000		876	40
Biscuits, sweetened.....		414	British Guiana.....		123			225,200		33,204	271
Cereal foods, prepared, in packages not exceeding 25 lbs. weight each.....		876	British India.....					280,265			6,527
Cereal foods, prepared, p.o.p.....		33,204	Straits Settlements.....					3,638,986			17
Rice, cleaned.....	Lb.	2,000	Straits Settlements.....					3,303			
Rice and sago flour, cassava flour and rice meal.....			Jamaica.....	584				95		102,806	3,398
Sago and tapioca.....			British Guiana.....						97		584
Tapioca flour.....			British India.....	21,203							
Other breadstuffs, n.o.p.....			Straits Settlements.....								
Total Breadstuffs.....			Jamaica.....								
Cocoa and Chocolate—	Lb.		British West Indies, Other								240,256
Cocoa beans not roasted, crushed or ground (Free).....			New Zealand.....								
Cocoa butter.....			British Guiana.....	30,300				3,639			
Cocoa or chocolate, preparations of, in powdered form.....			British Africa, West	165,000				7,757			
Other preparations of cocoa or chocolate, n.o.p., and confectionery coated with or containing chocolate.....			Ceylon.....	242,200				46,022			
Total Cocoa and Chocolate.....		4,480	Barbados.....	29,300				3,721			
		416	Jamaica.....	302,500				34,151			
		1	Trinidad and Tobago	4,719,500				635,462			
			British West Indies, Other	1,899,400				232,874			
			Jamaica.....	1,810				181		7,328,200	963,626
			Trinidad and Tobago	288				67		4,480	963
			British Guiana.....	30,300				67		2,226	325
			British Africa, West	165,000				289			68
			Ceylon.....	242,200							
			Barbados.....	29,300							
			Jamaica.....	302,500							
			Trinidad and Tobago	4,719,500							
			British West Indies, Other	1,899,400							
			Jamaica.....	1,810						7,335,195	994,982
			Trinidad and Tobago	288							
			British Guiana.....	30,300							
			British Africa, West	165,000							
			Ceylon.....	242,200							
			Barbados.....	29,300							
			Jamaica.....	302,500							
			Trinidad and Tobago	4,719,500							
			British West Indies, Other	1,899,400							
			Jamaica.....	1,810							
			Trinidad and Tobago	288							
			British Guiana.....	30,300							
			British Africa, West	165,000							
			Ceylon.....	242,200							
			Barbados.....	29,300							
			Jamaica.....	302,500							
			Trinidad and Tobago	4,719,500							
			British West Indies, Other	1,899,400							
			Jamaica.....	1,810							
			Trinidad and Tobago	288							
			British Guiana.....	30,300							
			British Africa, West	165,000							
			Ceylon.....	242,200							
			Barbados.....	29,300							
			Jamaica.....	302,500							
			Trinidad and Tobago	4,719,500							
			British West Indies, Other	1,899,400							
			Jamaica.....	1,810							
			Trinidad and Tobago	288							
			British Guiana.....	30,300							
			British Africa, West	165,000							
			Ceylon.....	242,200							
			Barbados.....	29,300							
			Jamaica.....	302,500							
			Trinidad and Tobago	4,719,500							
			British West Indies, Other	1,899,400							
			Jamaica.....	1,810							
			Trinidad and Tobago	288							
			British Guiana.....	30,300							
			British Africa, West	165,000							
			Ceylon.....	242,200							
			Barbados.....	29,300							
			Jamaica.....	302,500							
			Trinidad and Tobago	4,719,500							
			British West Indies, Other	1,899,400							
			Jamaica.....	1,810							
			Trinidad and Tobago	288							
			British Guiana.....	30,300							
			British Africa, West	165,000							
			Ceylon.....	242,200							
			Barbados.....	29,300							
			Jamaica.....	302,500							
			Trinidad and Tobago	4,719,500							
			British West Indies, Other	1,899,400							
			Jamaica.....	1,810							
			Trinidad and Tobago	288							
			British Guiana.....	30,300							
			British Africa, West	165,000							
			Ceylon.....	242,200							
			Barbados.....	29,300							
			Jamaica.....	302,500							
			Trinidad and Tobago	4,719,500							
			British West Indies, Other	1,899,400							
			Jamaica.....	1,810							
			Trinidad and Tobago	288							
			British Guiana.....	30,300							
			British Africa, West	165,000							
			Ceylon.....	242,200							
			Barbados.....	29,300							
			Jamaica.....	302,500							
			Trinidad and Tobago	4,719,500							
			British West Indies, Other	1,899,400							
			Jamaica.....	1,810							
			Trinidad and Tobago	288							
			British Guiana.....	30,300							
			British Africa, West	165,000							
			Ceylon.....	242,200							
			Barbados.....	29,300							
			Jamaica.....	302,500							
			Trinidad and Tobago	4,719,500							
			British West Indies, Other	1,899,400							
			Jamaica.....	1,810							
			Trinidad and Tobago	288							
			British Guiana.....	30,300							
			British Africa, West	165,000							
			Ceylon.....	242,200							
			Barbados.....	29,300							
			Jamaica.....	302,500							
			Trinidad and Tobago	4,719,500							
			British West Indies, Other	1,899,400							
			Jamaica.....	1,810							
			Trinidad and Tobago	288							
			British Guiana.....	30,300							
			British Africa, West	165,000							
			Ceylon.....	242,200							
			Barbados.....	29,300							
			Jamaica.....	302,500							
			Trinidad and Tobago	4,719,500							
			British West Indies, Other	1,899,400							
			Jamaica.....	1,810							
			Trinidad and Tobago	288							
			British Guiana.....	30,300							
			British Africa, West	165,000							
			Ceylon.....	242,200							
			Barbados.....	29,300							
			Jamaica.....	302,500							
			Trinidad and Tobago	4,719,500							
			British West Indies, Other	1,899,400							
			Jamaica.....	1,810							
			Trinidad and Tobago	288							
			British Guiana.....	30,300							
			British Africa, West	165,000							
			Ceylon.....	242,200							
			Barbados.....	29,300							
			Jamaica.....	302,500							
			Trinidad and Tobago	4,719,500							
			British West Indies, Other	1,899,400							
			Jamaica.....	1,810							
			Trinidad and Tobago	288							

No. 19 A—Imports for Consumption under British Preferential Tariff, during the Fiscal Year ended March 31, 1919—*Con.*

Classification.	Unit of Quantity.	FROM UNITED KINGDOM.		FROM OTHER COUNTRIES.		TOTAL IMPORTS UNDER PREFERENTIAL TARIFF.	
		Quantity.	Value.	Quantity.	Value.	Quantity.	Value.
			\$		\$		\$
Foodstuffs— <i>Continued.</i>							
Fish—							
Herrings, pickled or salted.....	Lb.	175,720	11,932			175,720	11,932
Fruits and Nuts—							
Fruits, Dried—							
Bananas, dried or evaporated.....	Lb.			50	12	90	12
Other dried fruits.....	"	20		10	1	4,982	201
Fruits, Green—							
Other green fruits, n.o.p.....	"		113		3		280
Fruits preserved or canned—							
Fruits in air-tight cans or other air-tight packages.....	Lb.	14,400	1,437	15,120	1,623	256,834	26,919
Jellies, jams and preserves, n.o.p., and condensed mince meat.....	"	1,619	122	230,364	23,839	2,736	327
Nuts—							
Other nuts, shelled.....	"	495	259	126	43	1,832	701
Total Fruits and Nuts.....			1,953		43		
Honey, in the comb or otherwise, and imitations thereof.....	Lb.	4,599	2,798			11,925	3,023
Milk and cream—							
Milk food and other similar preparations.....	Lb.	230,354	27,642			4,509	2,798
Mustard, ground.....	"						
Mustard, French liquid.....	"						
Pickles, Sauces and Catsups—							
Pickles in bottles, jars or similar vessels.....	Gal.	366	873			366	873
Sauces and catsups, in bottles.....	"	47,285	102,396	293	422	47,578	102,818
Provisions—							
Butter.....	Lb.					1,502,928	569,541
Meats—							
Canned meats and canned poultry and game.....	"			2,016	477	2,016	477
Extracts of meats and fluid beef, not medicated, and soups of all kinds.....	Lb.		18,513				18,513
Mutton and lamb, fresh, chilled or frozen.....	"						
Poultry and game, n.o.p.....	Lb.			3,852,694	478,756	3,852,694	478,756
Other meats, fresh, chilled or frozen.....	Lb.		50				50
Total Provisions.....			18,563				1,068,151

SESSIONAL PAPER No. 10b

	17,502	New Zealand	102,819	120,321
Sausage casings, n.o.p.	4,930		298	
Spices—				
Nutmegs and mace, whole or unground			3,367	
Nutmegs and mace, ground			697	
Ginger and spices, n.o.p., unground	45,647		727	14,634
Ginger and spices, n.o.p., ground	4,101		11,894	135
			135	
			1,740	
			15,598	
			212,485	
			49,386	
			1,934,355	284,084
			4,101	2,134
Sugar, Syrup and Molasses—				
Molasses not testing more than 56 degrees by the polariscope, the produce of any British country entitled to the benefits of the British Preferential Tariff, when produced from sugar cane and imported direct by ship from the country of production, or from any British country, in the original package in which it was placed at the point of production and not afterwards subjected to any process of treating or mixing. (Free)			1,402	
Sugar candy and confectionery of all kinds, n.o.p., including sweetened gums, candied peel, candied pop corn, candied fruit, candied nuts, flavoured powders, custard powders, jelly powders, sweetmeats, sweetened breads, cakes, pies, puddings and all other confections containing sugar			5,669,026	105
Sugar, above No. 16 D. S. in colour, and all refined sugars of whatever kinds, grades or standards			3,177,986	
Sugar, n.o.p., not above No. 16 D. S. in colour, sugar drainings, or pumpings drained in transit, melado or concentrated melado, tank bottoms and sugar concrete			20,926	
			96,399	38,179
			63,015	31,679
			37	6
	13,648		5,819,561	3,257,996
			13,685	3,201
			802	802
			15,011	15,011
			6,682,074	
			1,941,015	
			937,833	
			345,966	
			83,846	
			525,804	209,509,529
				10,516,538
Total Sugar, Syrup and Molasses	3,195		6,682,074	
			5,119,803	
			947,886	
			384,145	
			115,525	
			525,804	13,778,537
Vegetables—				
Potatoes, n.o.p.			25	55
Potatoes, sweet and yams			4	4
Tomatoes, fresh			176	139
Vegetables, n.o.p.	56		7,297	
			2,192	9,518
			12,745	5,958
Vinegar, of any strength not exceeding strength of proof			12,745	

No. 19 A—Imports for Consumption under British Preferential Tariff, during the Fiscal Year ended March 31, 1919—*Con.*

Classification.	Unit of Quantity.	FROM UNITED KINGDOM.		FROM OTHER COUNTRIES.		TOTAL IMPORTS UNDER PREFERENTIAL TARIFF.	
		Quantity.	Value.	Quantity.	Value.	Quantity.	Value.
			\$		\$		\$
Foodstuffs—<i>Continued.</i>							
Recapitulation—Foodstuffs.....			331,314				
							2,301
							7,757
							158,153
							20,916
							376,142
							697
							5,125,151
							1,218,468
							1,060,125
							437,637
							6,695,268
							525,804
							1,154,133
							17,113,866
Furs, Hides and Leather—							
Furs							
Fur skins wholly or partially dressed, n.o.p.....			4,567				4,567
Caps, hats, mufflers, mittens, coats and cloaks of fur and other manufactures of fur, f.o.p.....			87,648				87,648
Leather, unmanufactured:							
Beating leather of all kinds.....			401				401
Calf, kid or goat, lamb and sheep skins, tanned.....			3,562				3,562
Calf, kid or goat, lamb and sheep skins, dressed, waxed or glazed.....			21,920				21,920
Japaned, patent or enamelled leather and Morocco leather, and leather in imitation of Morocco leather.....			3,175				3,175
Sole leather.....			1,818	Jamaica		410	2,228
Upper leather, including dongola, cordovan, kangaroo, alligator and all leather, dressed, waxed or glazed, or further finished than tanned, n.o.p., and Chamouis skins.....			47,843				47,843
Other leather, dressed, waxed or glazed or further finished than tanned, n.o.p.....			17,418				17,418
Other leather and skins, n.o.p.....			7,537				7,537
Leather, manufactured:							
Boots and shoes, pegged or wire fastened, with unstitched soles, close edged.....			445				445
Boots and shoes, slippers and insoles of leather, n.o.p.....			74,890				74,890
Harness and saddlery, including horse boots.....			2,740				2,740
Leather belting.....			6,545				6,545
All other manufactures of leather and raw hide, n.o.p.....			41,919				41,919
Total Leather.....			230,213	Jamaica		410	230,623
Recapitulation—Furs, Hides and Leather.....			322,428	Jamaica		410	322,838
Glass and Glassware—							
Balls and cut pressed or moulded, crystal glass tableware, blown glass tableware, and other cut glass ware.....			9,540				9,540
Carboys or demijohns, bottles, decanters, flasks, jars and phials.....			4,643				4,643
Common and colourless window glass.....			5,880				5,880
			56,096				56,096
	Sq. Ft.						

SESSIONAL PAPER No. 10b

Glass in sheets and bent plate glass, n.o.p.		13,287				13,287
Lamp chimney, glass shades or globes		155				155
Ornamental, fluted and enamelled coloured glass and memorial or other		8,045				8,045
Ornamental window glass, n.o.p.		2,004				2,004
Painted or vitrified, chipped, figured, enamelled and obscured white		4,044				4,044
Plain coloured, opaque, stained or tinted, or muffled glass in sheets		21,362	45,008			21,362
Plate glass, not bevelled, in sheets or panes, not exceeding 7 sq. ft. each,	Sq. Ft.					
n.o.p.						
Plate glass, not bevelled, in sheets or panes exceeding 7 sq. ft. each, and		6,583	10,003			6,583
not exceeding 25 sq. ft. each, n.o.p.		41,762	97,549			41,762
Plate glass, n.o.p.		19,932				19,932
Silvered glass, bevelled or not framed or not framed.		2,201				2,201
Stained or ornamental glass windows.		29,864				29,864
Articles of glass, not plate or sheet, designed to be cut or mounted, and						
manufactures of glass, n.o.p.						
		169,122				169,122
Recapitulation—Glass and Glassware.						
Glue—						
Glue, liquid		12,802				12,802
Glue, powdered or sheet		32,365				32,365
Mucilage and adhesive paste	Lb.	2,140	166,944			166,944
Grease, Oil Soap and Wax—						
Candles, paraffine wax.	Lb.	238	830			238
Candles, all other.	"	251	1,592			251
Oils—Fish—						
Cod-liver oil	Gal.	27	4			27
Oils—Mineral—						
Illuminating oils composed wholly or in part of the products of petro-						
leum, coal, shale or lignite, costing more than 30 cents per gallon	"	501	1,000			501
Oils—Other than Fish and Mineral—						
Animal oil, n.o.p.	"					
Essential oils, n.o.p.	"					
Lubricating oils, n.o.p.	Lb.	58,765	14,564	18,450	224	224
Vegetable Oils—	Gal.	189	324	1,066	1,672	60,440
Castor	"	5,861	3,501			169
Olive oil, n.o.p.	"	212	73			5,861
All other oils, not elsewhere specified	"	3,438	2,237			212
Total Oils		68,966			1,672	3,438
					224	
						70,862
Soap—						
Castile	Lb.	400	2,338			400
Common or laundry	"	1,020	6,830			1,020
Common, soft and liquid	"	332	2,800			332
Perline and other soap powders.	"	1,951	34,750			1,951
Toilet soap	"	27,797				27,797
Soap, n.o.p., including purrice, silver and mineral soaps, sapolio and						
like articles.		5,150				5,150
Total Soap		36,649				36,649
Tallow	Lb.			916,540	125,540	125,540
						916,540
						125,540

No. 19 A—Imports for Consumption under British Preferential Tariff, during the Fiscal Year ended March 31, 1919—*Con.*

Classification.	Unit of Quantity.	FROM UNITED KINGDOM				FROM OTHER COUNTRIES.				TOTAL IMPORTS UNDER PREFERENTIAL TARIFF.	
		Quantity.		Value.	Country.		Quantity.	Value.	Quantity.	Value.	
				\$				\$		\$	
Grease, Oil, Soap and Wax— <i>Concluded.</i>											
Wax—											
Bees wax.....	Lb.	12			Jamaica.....	620	276	632	283		
Purified wax.....	"	728	115					728	115		
Sealing wax.....			7,459						7,459		
Vegetable and mineral wax, n.o.p.....	Lb.	200	116					200	116		
Other wax.....			126						126		
Total Wax.....			7,820		Jamaica.....	279			8,099		
Recapitulation—Grease, Oil, Soap and Wax.....			113,924		Jamaica.....		1,951				
					British West Indies, Other		224				
					New Zealand.....		125,540		241,639		
Gun or pistol covers or cases, game bags, loading tools and cartridges of any material.....	"								18		
Gutta-percha and India-rubber—											
Belting.....									8,541		
Boots and shoes.....			19,046						19,046		
Clothing, and clothing made waterproof with India-rubber.....			77,952						77,952		
Hard rubber, unfinished, in tubes, for the manufacture of fountain pens			13,652						13,652		
Hose, including cotton or linen, lined with rubber.....			589						589		
Packing.....			1,695						1,695		
Tires of rubber for vehicles of all kinds.....			16,967						16,967		
Other manufactures of India-rubber and gutta-percha, a.o.p., and rubber cement.....			159,748						159,748		
Recapitulation—Gutta-percha and India-rubber.....			298,200						298,200		
Ivory, manufactures of, a.o.p.....									254		
Jewellery, n.o.p.....									12,529		
Machine card clothing.....									9,978		
Single lanterns and slides therefor and moving picture machines									1,223		
Moving picture or cinematograph films, positives, 1 1/2 inches in width, and over.....									206,686		
Mattresses, hair, spring and other.....	Feet.	206,686							31		
Metals and Minerals—									104		
Aluminum, manufactures of, n.o.p.....			104						45,314		
Asbestos in any form other than crude, and all manufactures of.....			45,314						135		
Brass—									38,855		
Brass in strips, sheets, or plates, not polished, planished, or coated.....			135								
Wire cloth, or woven wire of brass, n.o.p.....			38,855								

SESSIONAL PAPER No. 10b

	Lb.	10	22	10	22
Wire, plain.....			30,387		30,387
Other manufactures of brass.....			69,399		69,399
Total Brass.....			1,041		1,111
Britannia metal, manufactures of, not plated.....			955		955
Rackles and clasps of iron, steel, brass or copper, of all kinds, n. o. p. (not being jewellery).....			2,036		2,036
Copper wire cloth, or woven wire of copper.....			1,718		1,718
Copper, all other manufactures of, n. o. p.....			58		58
Electric light fixtures and parts thereof, of metal.....			595		595
Furniture springs.....			18,982		18,982
Gas, coal oil or other lighting fixtures of metal, lava or other tips, burners, collars, galleries and shade holders.....			435		435
Gold and Silver—			17,624		17,624
Electro-plated ware and gilt ware, n. o. p.....			1,575		1,575
Gold, silver and Dutch or schlag metal loaf.....			38,616		38,616
Sterling or other silverware, n. o. p.....					
Other manufactures of gold and silver, n. o. p.....					
Total Gold and Silver.....					
Iron and Steel—					
Agricultural implements—					
Hoes.....	No	547	290	574	290
Knives, edging.....	"	3,008	1,022	3,008	1,022
Knives, hay or straw.....	"	1,248	671	1,248	671
Scythes.....	Dozen	20	283	20	283
Spades and shovels.....	"	8	78	8	78
Spades and shovel blanks and iron and steel cut to shape for the same.....	"	500	365	500	365
Other agricultural implements.....			6,619		6,619
Parts of agricultural implements.....			161		161
Total Agricultural Implements.....			9,489		9,489
Angles, beams, channels and other rolled shapes of iron or steel, not punched, drilled, or further manufactured than rolled, weighing not less than 35 pounds per lineal yard, not being square, flat, oval or round shapes, and not being railway bars or rails.....	Cwt.	682	2,297	682	2,297
Angles, tees, beams, channels, striders, and other rolled shapes or sections not punched, drilled or further manufactured than rolled, n. o. p.....	"	460	1,763	460	1,763
Anvils and vises.....			1,106		1,106
Axles and axle parts, n. o. p., and axle blanks and parts thereof of iron or steel, for railway, tramway, or other vehicles.....			3,103		3,103
Bars, band, hoop, acroll or strip, sheet or plate of any size, thickness or width, galvanized or coated with any material, or not, and steel blanks for the manufacture of milling cutters when of greater value than 3 cent per pound. (Free)	Cwt.	39,232	1,303,347	39,232	1,303,347
Bar iron or steel, rolled, whether in coils, bundles, rods or bars, comprising rounds, ovals, squares and flats, n. o. p.....	"	729	2,768	729	2,768

No. 19 A—Imports for Consumption under British Preferential Tariff, during the Fiscal Year ended March 31, 1919—*Con.*

Classification.	Unit of Quantity.	FROM UNITED KINGDOM		FROM OTHER COUNTRIES.		TOTAL IMPORTS UNDER PREFERENTIAL TARIFF.		
		Quantity.	Value.	Country.	Quantity.	Value.	Quantity.	Value.
			\$			\$		\$
Metals and Minerals—Continued.								
Iron and Steel— <i>Continued.</i>								
Bayonets, swords, fencing foils and masks			249				249	
Bridges or parts thereof, iron or steel structural work, columns, shapes, or sections, drilled, punched, or in any further state of manufacture than as rolled or cast, n o p.			422				422	
Burts and hinges, n o p.			41				41	
Castings, iron, n o p., not malleable.			295				295	
Castings, steel			6,503				6,503	
Chains, coal chains, chain links including repair links and chain shackles, of iron or steel, 1½ inch in diameter and over (Free)	Cwt.	1,293	11,192			1,293	11,192	
Chains, coil chain and links, including repair links and chain shackles of iron or steel, n o p.	"	1,412	19,135			1,412	19,135	
Chains, n o p.			4,470				4,470	
Cutlery—Pen-knives, jack-knives, and pocket knives of all kinds			32,045				32,045	
Cutlery—Knives and forks of steel, plated or not, n o p.			51,305				51,305	
Cutlery, n o p.			78,417				78,417	
Engines, boilers, etc. (see also "Machinery")—								
Boilers, steam, and parts of	No.	35	55,154			35	55,154	
Gasoline and gas engines	"	2	10,110			2	10,110	
Gasoline and gas engines	"	2	4,313			2	4,313	
Steam engines								
Ferro-manganese and spiegeleisen, containing not more than 15 per cent manganese, and of other ferro alloys, n o p.			143,137			1,024	143,137	
Forgings of iron or steel, of whatever shape or size, or in whatever stage of manufacture, n o p., and hammered, drawn or cold rolled iron or steel bars or shapes, n o p.								
Guns, rifles, including air guns and air rifles (not being toys), muskets, cannons, pistols, revolvers or other firearms	Lb	56,805	4,703			56,805	4,703	
Hardware, viz.—Builders', cabinetmakers', upholsterers', harness-makers', saddlers', and carriage hardware, including curry-combs, n o p.			11,392				11,392	
Horse, mule and ox shoes.			9,186				9,186	
Locks of all kinds			1,482				1,482	
Machinery—								
Coal-handling machinery			25,441				25,441	
Engines, portable, with boilers in combination, and traction engines for farm purposes.			2,134				2,134	
Ore crushers and rock crushers, stamp mills, Cornish and belted rolls, rock drills, air compressors and percussion coal cutters			68,680				68,680	
Paper and pulp mill machinery			616				616	
Presses, printing and lithographic			275				275	
Ruling, folding, binding, embossing, creasing or cutting machinery when for use by printers, bookbinders and by manufacturers of articles made from paper or cardboard, including parts thereof								
Sewing machines	No.	1,227	213			1,227	213	
Sewing machine parts			32,334				32,334	
			5,640				5,640	

SESSIONAL PAPER No. 10b

	No.	I	25	I	25	I	25
Typewriting machines.....			348,548				348,548
Other machinery composed wholly or in part of iron or steel, n.o.p., and iron or steel integral parts of.....			483,906				483,906
Total Machinery.....							
Nails, brads, spikes and tacks of all kinds, n.o.p.....	Lb.	50	9				2
Needles, of any material of kind, n.o.p.....	Cwt.	258	102,501				102,501
Nuts, rivets and bolts, with or without threads; nut and bolt blanks	Ton	56	2,566				2,566
Pig iron.....	Cwt.	551	2,556				2,556
Pipe, cast iron, of every description.....							
Pipes—Fittings for iron or steel pipe of every description.....	No.	32	28,769				112
Pumps, power, and parts.....							28,769
Scales, balances, weighing beams and strength testing machines of all kinds.....			1,060				1,060
Scrap, wrought, being waste or refuse, including pipefittings, cuttings and clippings of iron or steel plates or sheets, having been in actual use, crop ends of tin plate bars, blooms and rails, the same not having been in actual use.....							
Screws, commonly called "wood screws" of iron, brass or other metals	Cwt.		110	British West Indies, Other	770	462	462
Screws, lag or coach, plated or not, machine or other screws, n.o.p.							
Sheets, rolled, polished or not, No. 14 gauge and thinner, n.o.p. (Free)	Cwt.	200	1,532				1,532
Springs, n.o.p., and parts thereof, of iron or steel, for railway, tramway or other vehicles.....			240				240
Stoves of all kinds, for coal, wood, oil, spirits or gas.....			10				10
Tools and implements.....							
Adzes, cleavers, hatchets, wedges, sledges, hammers, crowbars, chisels, axes, and track tools; picks, mattocks and eyes or poles for canopies.....							
The same.....			1,173				1,173
Piles and rasps, n.o.p.....			3,150				3,150
Saws.....			13				15
Tools, hand, of all kinds, n.o.p.....			11,319				11,319
Tubing or pipe, plain or galvanized, riveted, corrugated or otherwise specially manufactured, including lock joint pipe, n.o.p.....							
Tubing, seamless steel, valued at not less than 3¢ cents per lb. (Free)	Cwt.	274	6,581				6,581
Wire—Agate, granite or enamelled iron or steel wire			583				583
Wire—Iron or steel hollow-ware, plain black or coated, n.o.p., and nicked and aluminum kitchen or household hollow-ware, n.o.p. (Free)			440				440
Wire, annealed cast steel, valued at not less than 6¢ cents per lb. (Free)	Cwt.	274	6,581				6,581
Wire, single or several, covered with cotton, linc, silk, rubber or other material, including cable so covered.....							
Wirecloth and wire of netting of iron or steel.....	Lb.	31,732	3,378				3,378
Wire, rope, stranded or twisted wire, clothes lines, picture or other wire, n.o.p.....			12,197				12,197
Wire, twisted wire, and wire cables, n.o.p.....	Lb.	447	18,484				18,484
Other manufactures of iron or steel.....			481,620				481,620
Total Iron and Steel.....			130,684	British West Indies, Other	462		130,684
			3,066,142				3,066,604
Lamp shades.....			337				337
Lamps, side lights and head lights, lanterns, chandeliers			7,694				7,694
Lamp springs and clock springs.....			11				11
Lead.....							
Old, scrap, pig and block.....	Cwt.	26	159				159
Other manufactures of lead.....			8,122				8,122
Total Lead.....			8,281				8,281

No. 19 A—Imports for Consumption under British Preferential Tariff, during the Fiscal Year ended March 31, 1919—*Con.*

Classification.	Unit of Quantity.	FROM UNITED KINGDOM.		FROM OTHER COUNTRIES.		TOTAL IMPORTS UNDER PREFERENTIAL TARIFF.	
		Quantity.	Value. \$	Country.	Quantity.	Value. \$	Quantity.
Metals and Minerals— <i>Concluded.</i>							
Nails and tacks, brass and copper.....			211				211
Nickel, German and Nevada silver, manufactures of, not plated.....			1,570				1,570
Nickel-plated ware, n.o.p.....			16,370				16,370
Pins, n.o.p.....			47,730				47,730
Plumbago, ground, and manufactures of, n.o.p.....			16,446				16,446
Stereotypes, electrotypes and celluloids for almanacs, calendars, illustrated pamphlets, newspaper or other advertisements, n.o.p., and matrices or copper shells for such stereotypes, electrotypes and celluloids.....	Sq. in.	2,577			2,577		
Tinware, japanned or not, and all manufactures of tin, n.o.p.....			163				163
Type for printing, including cases, quoins and slugs of all kinds.....			30,613				30,613
Wire, twisted, except iron or steel, n.o.p.....			378				378
Wire of all kinds except iron or steel, n.o.p.....			69				69
Zinc manufactures.....			400				400
Mineral and bituminous substances, n.o.p.....			38				38
			10,337	British India		2,236	12,573
Recapitulation—Metals and Minerals.....			3,367,737	British West Indies, Other		462	3,370,435
				British India		2,236	
Musical Instruments—							
Brass band instruments and bag pipes.....			4,326				4,326
Phonographs, gramophones, gramophones and finished parts thereof, including cylinders and records therefor.....			4,426				4,426
Pianos.....	No.	1	50		1		50
Other instruments, n.o.p.....			2,277				2,277
Recapitulation—Musical Instruments.....			11,079				11,079
Optical, Philosophical, Photographic and Mathematical Instruments—							
Lenses, silvered, for automobile lamps.....			9				9
Spectacles, eye-glasses and ground or finished spectacle or eye-glass lenses.....			345				345
Spectacle frames, eye-glass frames, and metal parts of.....			74				74
Other optical, philosophical, photographic and mathematical instruments, n.o.p.....			21,091				21,091
Recapitulation—Optical, Philosophical, Photographic and Mathematical Instruments.....			21,519				21,519

SESSIONAL PAPER No. 10b

Packages, usual outside coverings.....				601,290	Bermuda..... British Guiana..... Ceylon..... British India..... Straits Settlements..... Barbados..... Jamaica..... British West Indies, Other..... Malta..... New Zealand.....	465 1,707 545 548 5,221 105 1,989 608 2 7,321						
Paintings— Paintings in oil or watercolours and pastels, when valued at less than \$20 each..... Photographs, chromos, chromotypes, artotypes, oleographs, paintings, drawings, pictures, engravings or prints, decalcomania transfers of all kinds, or proofs thereof, and similar works of art, n.o.p.; blueprints and building plans.....	No.	45		322								610,900 322
Paints and Varnishes— Brocade and bronzes powders Liquid fillers, anti-corrosive and anti-fouling paints, and ground and liquid paints, n.o.p. Oxides, fire proofs, rough stuffs, fillers and colours, dry, n.o.p. Putty Zinc white, (Free) Varnish, lacquers, japans, japan driers, liquid driers and oil finish, n.o.p.	Lb. " " " Gal.	223,867 146,319 3,000 96 1,903 2,607		522								57,870 522 50,473 33,414 96 720 5,861
Recapitulation—Paints and Varnish.....												91,086
Parcels of small value, by express Parcels and packages by post, n.o.p. Perfumery, non-alcoholic.—Hair oil, tooth and other powders and washes, pomatums, pastes and all other perfumed preparations, n.o.p., used for the hair, mouth or skin Photographic dry plates Picture and photograph frames of any material.....				125 88,440								125 88,440
Plants and trees— Cherry trees Palms, ferns, rubber plants (ficus), gladioli, cannas, dahlias and paeonies Peach trees and June buds Rose bushes..... Trees, plants and shrubs known as nursery stock, n.o.p.....	No. " " "	6 83 38,075		29,011 1,990 5,667								29,011 1,990 5,667
Recapitulation—Plants and Trees.....												91,086
Plates engraved on wood, steel or other metal, and transfers taken from the same, engravers' plates, of steel or other metal, polished for engraving thereon..... Pocket-books, portfolios, purses, reticules, satchels, card cases, fly books and musical instrument cases..... Precious stones and imitations thereof, not mounted or set, and pearls and imitations thereof, pierced, split, strung or not, but not set or mounted..... Pulleys, belt, of all kinds for power transmission.....				8,733 8,790								8,733 8,873

No. 19 A—IMPORTS for Consumption under British Preferential Tariff, during the Fiscal Year ended March 31, 1919—*Con.*

Classification.	Unit of Quantity.	FROM UNITED KINGDOM.		FROM OTHER COUNTRIES.		TOTAL IMPORTS UNDER PREFERENTIAL TARIFF.	
		Quantity.	Value.	Quantity.	Value.	Quantity.	Value.
			\$		\$		\$
Seeds—							
Garden, field and other seeds for agricultural or other purposes, n.o.p., sunflower, cunary, hemp and millet seed, when in packages weighing one pound each or less.....			9,352				9,352
Garden, field and other seeds for agricultural or other purposes, n.o.p., sunflower, cunary, hemp and millet seed, when in packages weighing over one pound each.....			8,954	New Zealand.....		3,048	12,002
Garden and field seeds not specified as free, valued at not less than \$5 per pound, in packages of not less than one ounce each.....			700				700
Recapitulation—Seeds.....			19,006	New Zealand.....		3,048	22,054
Signs of any material other than paper, framed or not; letters or numerals of any material other than paper.....			444				444
Sponges of marine production.....			1,993	British West Indies, Other.....		10,422	12,415
Stone, Marble and Slate—							
Marble—							
Other manufactures of marble.....			3,219				3,219
Slate—							
Other manufactures of.....			192				192
Stone—							
Chalk, prepared.....			1,101				1,101
Granite, sawn only.....			54				54
Granite, manufactures of, n.o.p.....			38,809				38,809
Grindstones, not mounted, and not less than 36 inches in diameter.....			31,045				31,045
Grindstones, n.o.p.....			640				640
Gypsum or plaster of Paris, ground, not calcined.....	Cwt.	57	76			57	76
Other stone.....			466				466
Recapitulation—Stone, Marble and Slate.....			79,603				79,603
Tape lines of any material.....			1,256				1,256
Textiles—							
Bales which contained content.....			6				6
Belting of all kinds except rubber, leather and cotton.....			208,010				208,010
Carpets (see also "Flax" and "Wool").....				British India.....		288	288
Carpeting, rugs, mats and matting, of straw.....				British India.....		927	927
Cocoa carpeting, mats, rugs and matting.....							

No. 19 A—Imports for Consumption under British Preferential Tariff, during the Fiscal Year ended March 31, 1919—*Con.*

Classification.	Unit of Quantity.	FROM UNITED KINGDOM		FROM OTHER COUNTRIES.		TOTAL IMPORTS UNDER PREFERENTIAL TARIFF.	
		Quantity.	Value.	Quantity.	Value.	Quantity.	Value.
			\$		\$		\$
<i>Textiles—Continued</i>							
Carpets, black mourning.			4,708				4,708
Curtains and shams, made up, trimmed or untrimmed.			158,023				158,023
Embroideries, n.o.p.			2,894				2,894
<i>Flax, Hemp and Jute—</i>							
Bags or sacks of linen, hemp or jute.			20,894	British India.	6,611		27,505
Carpeting, rugs, matting and mats of hemp or jute.			11,436	British India.	451		11,887
Clothing.							
Shirts of linen.	Dozen	8	391			8	391
Other linen clothing, n.o.p.			527				527
Doanuk of linen uncoloured, in the piece, stair linen, diaper, doylies, tray cloths, uncoloured table cloths or napkins of linen, quilts, counterpanes, pillow cases of linen and sheets			560,801				560,801
Embroideries and lace of linen, white or cream-coloured.			275				275
<i>Fabrics—</i>							
Brown or bleached	Yd.	304,738	121,710			304,738	121,710
Jute cloth, or jute canvas, uncoloured, not further finished than cropped, bleached, mangled or calendered		2,460,680	492,252	British India.	4,789,385	43,232,489	5,281,637
Printed, dyed or coloured fabrics of flax, n.o.p.		49,056	14,191			49,056	14,191
Tailors, bolands of linen and twyelling in the web.		792,147	190,265			792,147	190,265
Unbleached fabrics.		1,747,953	473,257			1,747,953	473,257
Handkerchiefs.			271,554				271,554
Tape of linen not over 1½ inches in width.			1,364				1,364
Thread of linen, n.o.p.	Lb.	113,853	187,125			113,853	187,125
Towels.			134,268				134,268
Other manufactures of hemp or flax, or of which hemp or flax is the component material of chief value, n.o.p.			7,788				7,788
Other manufactures of jute.			222,406				222,406
Total Flax, Hemp and Jute.			2,710,594	British India.	4,796,447		7,506,951
<i>Grasses and Fibres—</i>							
Fibre, karkavert, indurated fibre, vulcanized fibre and like material and manufactures of, n.o.p.			263				263
Straw manufactures, n.o.p.			44				44
<i>Hair—</i>							
Cloth of all kinds			10,510				10,510
Curled or dyed hair, n.o.p.			448				448
Other manufactures of hair.			1,787				1,787
Knit tool goods of every description, n.o.p.			73,698				73,698
Oil cloth, cannelled carriage, shelf and table oil cloth			8,423				8,423
Oil cloth, floor, cork matting, or carpet and linoleum	Sq. yd.	11,831				11,831	
Oiled silk, oiled cloth, and tape or other textile, India-rubbered, flocced or coated, n.o.p.		191,159				191,159	
Ribbons of all kinds and materials.			92,788				92,788
			15,822				15,822

SESSIONAL PAPER No. 10b

Silk—									
Clothing—									
Blouses and shirtwaists.....	Dozen	1,716							1,716
Shawls.....	Dozen	125							125
Shirts.....	Dozen	941							941
Stocks and stockings.....	Doz. pr.	8,160							8,160
Undershirts and drawers.....	Doz. pr.	2,139							2,139
Clothing, n.o.p.....		75,223							75,223
Fabrics—									
Fabrics for the manufacture of neckties.....	Yd.	21,229							21,229
Velvet and plush, n.o.p.....	Yd.	144,214							144,214
Fabrics, n.o.p.....		127,883							127,883
Handkerchiefs.....		14,929							14,929
Sewing and embroidery silk, silk twist, and silk floss.....		77,846							77,846
Other silk and manufactures of, n.o.p., or of which silk is the component part of chief value, n.o.p.....		43,443							43,443
Total Silk.....			517,838						517,838
Stockinettes for the manufacture of rubber boots and shoes.....			5,537						5,537
Waste of shoddy from cotton, woolen or other fabrics or from yarn or thread, machined, garnetted or prepared for use.....			29,617						29,617
Webbing, elastic, over one inch wide.....			6,438						6,438
Window shades, cut to size or hemmed or mounted on rollers, n.o.p., and window-shade cloth in the piece.....			26,413						26,413
Wool—									
Blankets composed wholly of pure wool.....			43,481						43,481
Carpets—									
Axminster all kinds in the roll.....	Yd.	7,838							7,838
Axminster all kinds, in squares.....	No.	1,787							1,787
Brussels and Wilton, all kinds, in the roll.....	Yd.	3,245							3,245
Brussels and Wilton, all kinds, in squares.....	No.	940							940
Ingrain, 2 and 3 ply, all wool or union, or paper fibre, in the roll.....	Yd.	412							412
Ingrain, 2 and 3 ply, all wool or union, or paper fibre, all kinds in squares, and hearth rugs, up to 3 ft. x 6 ft. and runners.....	No.	80							80
Oriental and hand woven squares, all kinds.....	No.	265							265
Tapestry and velvets, in the roll.....	Yd.	12,986							12,986
Tapestry and velvet, all kinds, in squares.....	No.	12,085							12,085
Clothing.....									
Kind goods, n.o.p.....		265,890							265,890
Muslin garments for women and children.....		105,255							105,255
Shawls.....		93,845							93,845
Shirts.....		335							335
Stocks and stockings.....	Dozen	490,369							490,369
Undershirts and drawers.....	Doz. pr.	128,147							128,147
Clothing, n.o.p.....		334,754							334,754
Fabrics.....									
Cambrics, cloths and doecskins.....	Yd.	981,054							981,054
Coatings and overcoatings.....	"	406,925							406,925
Dress goods, coat linings, Italian, cloths, alpaca, orleans, cashmere, herringtons, serge, burlings, nun's cloth, bengalines, whipcord, twills, plains or jacquards of similar fabrics, not exceeding in weight six ounces to the square yard, grey or unfinished, to be dyed or finished in Canada.....	Sq. yd.	2,568,144							2,568,144
Total Wool.....			1,948,898						1,948,898

10 GEORGE V, A. 1920

No. 19 A—Imports for Consumption under British Preferential Tariff, during the Fiscal Year ended March 31, 1919—*Con.*

Classification.	Unit of Quantity.	FROM UNITED KINGDOM		FROM OTHER COUNTRIES.		TOTAL IMPORTS UNDER PREFERENTIAL TARIFF.	
		Quantity.	Value.	Quantity.	Value.	Quantity.	Value.
			\$				\$
Textiles— <i>Concluded.</i>							
Wood— <i>Concluded.</i>							
Fabrics— <i>Concluded.</i>							
Felt cloth, n.o.p.	Yd.	24,242	66,895			24,242	66,895
Flannels, plain, not fancy.	"	188,746	66,690			188,746	66,690
Fabrics of wool, or of cotton and wool, commonly described and sold as hatters, molars, alpaca and Italian linings.	"	2,022,212	1,355,767			2,022,212	1,355,767
Tweeds.	"	504,854	782,425			504,854	782,425
Felt, pressed, of all kinds, not filled or covered by or with any woven fabric.	Lb.	66,514	57,588			66,514	57,588
Railway rugs.			42,294				42,294
Yarns, composed wholly or in part of wool, worsted, the hair of the goat or like animal, n.o.p., costing thirty cents per pound or over, on the cop, cone, or tube, or in the hank, for the manufacture of woollen goods.	Lb.	1,859,951	3,047,060			1,859,951	3,047,060
Yarns, woollen and worsted, n.o.p.	"	265,522	476,083			265,522	476,083
Other fabrics and manufactures of wool, n.o.p.			5,153,411				5,153,411
Total Wood.....			18,270,661				18,270,661
							5,582
			35,397,214				39
							4,803,460
Recapitulation—Textiles.....							40,290,713
Tobacco pipes of all kinds, pipe mounts, cigar and cigarette cases, cigar and cigarette holders and cases for the same, smokers' sets and cases thereof, and tobacco pouches.			117,546				117,546
Trunks, valises, hat-boxes, carpet bags and tool bags.			5,485				5,520
Trusses, surgical, pessaries and suspensory bandages.			6,312				6,312
Vehicles—							
Automobiles and motor vehicles, parts of, n.o.p.			9,979				9,979
Automobiles, freight.	No.	3	11,330			3	11,330
Bicycles and tricycles, n.o.p.	"	42	1,200			42	1,200
Bicycles and tricycles, parts of, including nickel or electro-plated parts for the manufacture of bicycles.			15,594				15,594
Buggies, carriages, pleasure carts and vehicles, n.o.p.	No.	1	85			1	85
Cars, railway, parts of.....			718				718
Cars, other, n.o.p.	No.	150	14,051			150	14,051
Children's carriages.			102				102
Farm and freight wagons, drays and sleighs, parts of.			237				237
Motor cycles and motor vehicles of all kinds, n.o.p.	No.	3	730			3	730
Total Vehicles.....			54,026				54,026

SESSIONAL PAPER No. 10b

Whips of all kinds, including thongs and lashes				814	814
Window cornices and cornice poles of all kinds				160	160
Window shade or blind rollers				2,030	2,030
Wood—					
Manufactured—					
Barrels, empty	No.	6	18		18
Corks, manufactured from corkwood, over three-fourths of an inch in diameter measured at the larger end	Lb.	169	100		100
Corks, manufactured from corkwood, three-fourths of an inch and less in diameter measured at the larger end	"	245	295		295
Corkwood or cork bark, manufactures of, n.o.p., including strips, shives, shells and washers of cork			6,920		6,920
Fishing rods			2,005		2,005
Furniture, house, office, cabinet or store furniture of wood, iron or other material, in parts or finished			9,611 Barbados	5	9,616
Handles of all kinds, hickory			46		46
Show cases of all kinds and metal parts thereof			180		180
Umbrella, parasol and sunshade sticks or handles, n.o.p.			37		37
Walking sticks and walking canes of all kinds			2,049		2,049
Woodenware, chairs, n.o.p., washboards, pounders, and rollings pins			48		48
Other manufactures of wood			31,854		31,854
Recapitulation—Wood			53,223 Barbados	5	53,228
All other articles imported—Dutiable			26,455 Bermuda	4	26,459

No. 19 A—Imports for Consumption under British Preferential Tariff, during the Fiscal Year ended March 31, 1919—*Con.*

RECAPITULATION.

	FISCAL YEAR ENDED MARCH 31, 1917.			FISCAL YEAR ENDED MARCH 31, 1918.			FISCAL YEAR ENDED MARCH 31, 1919.		
	Dutiable.	Free.	Total.	Dutiable.	Free.	Total.	Dutiable.	Free.	Total.
Imports into Canada under British Preferential Tariff—									
From United Kingdom.....	\$ 65,256,505	\$ 1,737,036	\$ 66,993,541	\$ 50,664,839	\$ 1,032,680	\$ 51,697,519	\$ 45,717,739	\$ 1,379,416	\$ 47,097,155
Bermuda.....	9,869	9,869	2,669	2,774
British Africa, South.....	7,581	7,581	3,140	3,140
British Africa, West.....	16,680	16,680	1,298	14,182	15,480	7,757	7,757
Ceylon.....	112,676	46,022	158,698
British India.....	3,607,964	3,607,964	3,155,057	3,155,057	4,828,476	4,828,476
Straits Settlements.....	261,663	261,663	313,521	313,521	381,363	381,363
British East Indies, Other.....	81,318	10,925	92,243	68,298	25,417	93,715
British Guiana.....	7,043,066	3,977	7,047,043	6,688,517	7,948	6,696,465	6,687,312	13,163	6,700,475
Barbados.....	1,943,644	1,943,644
Jamaica.....	1,148,180	1,148,180
Trinidad and Tobago.....	11,591,021	2,346,337	13,937,358	7,432,404	2,642,125	10,074,619	1,346,066	74,898	1,223,078
British West Indies, Other.....
Fiji.....	831,890	831,890	1,150,964	1,150,964
Malta.....
New Zealand.....	102,596	102,596	208,844	208,844
Total.....	88,792,703	4,098,275	92,890,978	69,701,282	3,722,352	73,423,634	63,173,249	5,095,433	68,868,682

* Included with "British East Indies, Other."

STATEMENT No. 19 B.

IMPORTS FOR CONSUMPTION

UNDER FRENCH TREATY TARIFF

DURING THE FISCAL YEAR ENDED MARCH 31,

1919.

No. 19 B—Imports for Consumption under French Treaty Tariff, during the Fiscal Year ended March 31, 1919.

Classification.	Unit of Quantity	FROM UNITED KINGDOM		FROM FRANCE.		FROM OTHER COUNTRIES.		TOTAL IMPORTS UNDER FRENCH TREATY.		
		Quantity.	Value. \$	Quantity.	Value. \$	Country.	Quantity.	Value. \$	Quantity.	Value. \$
Apparel— Boots, shoes, slippers and insoles of all kinds except rubber and leather						Japan		14,806		14,806
Braces or suspenders and finished parts of			246		103	Japan		46		305
Buttons, collar and cuff			4			Japan		3,181		3,185
Buttons, all kinds, covered or not, n. o. p., including recognition buttons and collar and cuff buttons			1,436		5,698	Japan		185,187		192,321
Corsets of all kinds			150		301					451
Gloves and mitts of all kinds			40,611		172,813	Italy		11,866		414,850
						Japan		185,216		81,936
						Switzerland		4,544		
			37			Japan		81,899		
Laces, boot, shoe, shirt or stay, of any material										
Recapitulation—Apparel			42,484		178,913	Italy		11,866		707,954
						Japan		470,335		
						Switzerland		4,544		
Baskets of all kinds, n. o. p.						Japan		13,176		13,204
Bells and gongs, n. o. p.						Japan		42		42
Beverages and spirits— Wines, non-sparkling	Gal.	3,788	7,492	13,829	15,753	Italy	1,879	2,186	54,957	55,412
						St. Pierre & Miquelon	35,436	30,261		
						Spain				
Wines, sparkling, Champagne and all other in bottles containing— Not more than a quart each but more than a pint old wine measure	Dozen	17	171	807	11,975				824	11,246
Not more than a pint each, but more than half a pint, old wine measure	"	18	97	1,706	12,735				1,814	12,832

SESSIONAL PAPER No. 10b

	Dozen	160	280	160	280
One-half pint each or less.....					
Recapitulation—Beverages and Spirits.....		7,300	39,843	Italy St. Pierre & Miquelon Spain.....	2,185 150 74,800
Books, Ink, Paper and Stationery—					
Books and printed matter—					
Books, viz.: Novels or works of fiction, or literature of a similar character, unbound or paper-bound or in sheets, not including Christmas Annals, or publications commonly known as juvenile or toy books.....			9,675		9,675
Books, printed, periodicals and pamphlets, or parts thereof, a o p.....		34	47,931		47,931
Ink, printing.....			240	Japan.....	18
Ink, writing.....			286	Japan.....	436
Pencils, lead.....		64	3	Japan.....	712
Pens, penholders, and rulers of all kinds.....			28	Japan.....	16,737
Switzerland.....					68
Recapitulation—Books, Ink, Paper, and Stationery.....		98	58,163	Japan Switzerland.....	71,533
Brushes, paint and varnish					
Brushes, toilet		206	675	Japan.....	1,347
Brushes, all other, a o p.....		131	5,848	Japan.....	140,375
Japan.....			1,006		20,369
Clocks and Watches—					
Clocks, clock and watch keys, clock movements and clock cases.....		87	136	Japan Switzerland.....	2,262
Time recorders and parts of					34
Watches.....		12,535		Switzerland.....	45,001
Switzerland.....					32,956
Recapitulation—Clocks and Watches.....		12,622	136	Japan Switzerland.....	47,358
Japan.....					1,749
Switzerland.....					32,851
Combs.....		141	170	Japan.....	5,038
Drugs, Dyes, Chemicals and Medicines—	Lb.				
Gelatine and isinglass.....					
Medicinal, chemical and pharmaceutical preparations including proprietary preparations (all other) non-alcoholic.....		2,204	1,102	Japan.....	15,449
Surgical dressings, antiseptic, such as absorbent cotton, cotton wool, lint, lamb's wool, tow, jute, gauzes, and oaksal, prepared for use as surgical dressings, plain or medicated.....		13,543	77,473	Australia Japan.....	92,153
Recapitulation—Drugs, Dyes, Chemicals, and Medicines.....		13,543	78,575	Japan Australia.....	543
Japan.....					1,106
Australia.....					6,742
Japan.....					99,966

No. 19 B—Imports for Consumption under French Treaty Tariff, during the Fiscal Year ended March 31, 1919—*Con.*

Classification.	Unit of Quantity	FROM UNITED KINGDOM		FROM FRANCE.		FROM OTHER COUNTRIES.			TOTAL IMPORTS UNDER FRENCH TREATY.	
		Quantity.	Value.	Quantity.	Value.	Country.	Quantity.	Value.	Quantity.	Value.
			\$		\$			\$		\$
Elastic, round or flat, including garter elastic.					322					322
Electric apparatus, n o p, insulators of all kinds and sockets, etc., and electric galvanic batteries, telegraph and telephone instruments.					728	Japan Sweden	16,803 1,373			18,194
Fancy Goods— Alabaster, spar, amber, terra cotta or composition ornaments.					292	Italy Japan	575 455			1,322
Bead ornaments.		470		720	94	Japan				1,241
Boxes, fancy, ornamental cases and writing desks, etc.		93		836	25	Japan Switzerland		21,543		22,492
Braids, cords, fringes, tassels, n o p.		4,845		8,230		Japan		786		13,861
Cases for jewellery, watches, silverware, plated-ware and cutlery.						Japan		8		8
Fans.						Japan		1,093		1,093
Feathers, fancy, undressed.						Japan		111		111
Lace, n o p, lace collars and all manufactures of lace; nets and nettings of cotton, linen, silk, or other material, n o p.		22,141		40,824		Japan Malta		17,477 406		96,791
Statues and statuettes of any material.		418		1,871		Switzerland		6,943		2,885
Toilet and manure-sofs.		46		360		Japan		236		2,885
Toys and dolls of all kinds.		1,631		2,140		Japan		2		48
Recapitalation—Fancy Goods.		29,646		63,933		Italy Japan Malta Switzerland		811 263,340 406 6,908		224,649
Feathers, bed and other, undressed.						Japan		53		365,104
Foodstuffs— Breadstuffs— Macaroni and vermicelli.	Lb.					Japan		20,886		1,853
Fish— Anchovies, sardines, sprats and other fish, packed in oil or otherwise, in tin boxes weighing— Over 12 but not over 20 ounces each— 8 ounces or less.	Box.	1,400		143		Japan Norway		340 4,640 13,295		45 440 1,379
Fish, preserved in oil, n o p.					18					18

No. 19 B—Imports for Consumption under French Treaty Tariff, during the Fiscal Year ended March 31, 1919—*Con.*

Classification.	Unit of Quantity.	FROM UNITED KINGDOM.		FROM FRANCE.		FROM OTHER COUNTRIES.		TOTAL IMPORTS UNDER FRENCH TREATY.		
		Quantity.	Value. \$	Quantity.	Value. \$	Country.	Quantity.	Value. \$	Quantity.	Value. \$
Grease, Oil, Soap and Wax—Concluded.	Lb.			227	26					
Soap—Castile.....						4,390	Spain.....	374		4,761
Recapitulation—Grease, Oil, Soap and Wax										
Gutta-Percha—										
Other manufactures of India-rubber and gutta-percha		212	306			Japan.....	24,114		24,632	
n.o.p., and rubber cement.....		431	543			Japan.....	5,707		6,861	
Jewellery.....						Switzerland.....	180			
Magic lanterns and slides therefor and moving picture machines.....			19						19	
Metals—										
Aluminium, manufactures of.....		302	3,738			Japan.....	99		4,189	
Brass—										
Manufactures of brass n.o.p.....		26	1,813			Japan.....	6,582		8,451	
Buckles and clasps of iron, steel, brass or copper, all kinds, n.o.p. (not being jewellery).....						Japan.....	1		1	
Copper—										
Manufactures of copper, n.o.p.....			79			Japan.....	233		312	
Gold and Silver—										
Electro-plated ware and gilt ware, n.o.p.....		25	4,056			Japan.....	92		4,083	
Sterling or other silverware, n.o.p.....						Japan.....	300		405	
Manufactures of gold and silver, n.o.p.....		131	2,734			Japan.....	47		2,975	
Iron and steel—										
Cutlery—Pen-knives, jack-knives and pocket-knives of all kinds						Japan.....	22,733		22,733	
Cutlery—Knives and forks of steel, plated or not, n.o.p.....		38	85			Japan.....	22		145	
Cutlery, n.o.p.....		42	916			Japan.....	15,845		17,004	
Locks of all kinds.....						Sweden.....	201		6,846	
Needles of any material or kind, n.o.p.....						Japan.....	6,846		25,472	
Tools and implements—						Japan.....	24,964		1,562	
Files and rasps, a.o.p.....		36	472			Switzerland.....	1,562		293	
Saws.....						Japan.....	54		422	
Tools, hand, of all kinds, n.o.p.....						Switzerland.....	143			
Manufactures, articles or wares of iron or steel, or of which iron or steel (or either) are the component materials of chief value, a.o.p.....						Japan.....	415			
		676	5,587			Japan.....	2,507		8,976	
						Switzerland.....	206			

10 GEORGE V. A. 1920

No. 19 B. IMPORTS for Consumption under French Treaty Tariff, during the Fiscal Year ended March 31, 1919—*Con.*

Classification.	Unit of Quantity.	FROM UNITED KINGDOM.		FROM FRANCE.		FROM OTHER COUNTRIES.		TOTAL IMPORTS UNDER FRENCH TREATY.	
		Quantity.	Value. \$	Quantity.	Value. \$	Country.	Quantity.	Value. \$	Quantity.
Textiles—									
Carpets, mats and rugs—									
Carpeting, rugs, mats and matting, of straw.....			987		24,254	Japan.....		34,884	34,884
Church vestments of any material.....									25,239
Cotton—									
Clothing—									
Blouses and shirtwaists.....	Dozen	1	135		814	Japan.....	2,294	13,197	949
Shirts.....			25		503	Switzerland.....	2,645	2,645	15,865
Other clothing, n.o.p.....			5,000		13,997	Japan.....	64,098	1,384	84,458
Embroideries, white and cream-coloured.....			42,705		3,841	Switzerland.....	1,063		
Italy.....						Italy.....	1,059	1,059	
Switzerland.....						Switzerland.....	67,871	67,871	115,639
Fabrics—									
Velvets, velveteens and plush fabrics, n.o.p.....	Yard	43,075	45,660	236,087	212,071	Italy.....	79	79	
Japan.....						Japan.....	259	259	
Switzerland.....						Switzerland.....	6,250	6,275	264,340
Handkerchiefs.....			32,650		1,866	Japan.....	5,918	5,918	
Italy.....						Italy.....	3,582	3,582	106,046
Switzerland.....						Switzerland.....	6,162	6,162	
Lace, white and cream-coloured.....			42,366		30,427	Japan.....		68,754	151,291
Switzerland.....						Switzerland.....		7,271	386
Thread, crochot and knitting.....	Lb.			171	386	Japan.....	326	326	7,597
Thread, sewing, on spools.....						Japan.....	1,145	1,145	1,443
Thread, n.o.p.....	Lb.	103	124	30	718	Japan.....	978		1,445
Crapes, black mourning.....			727			Japan.....	86	2,581	
Curtains and shams, made up, trimmed or untrimmed.....			12,734			Switzerland.....	8,397	8,397	23,798
Embroideries, n.o.p.....			4,026		3,101	Japan.....	3,511	3,511	11,918
Switzerland.....						Switzerland.....	3,380	3,380	
Flax, Hemp and Jute—									
Carpeting, rugs, matting and mats of hemp or jute.....			2,295		21	Japan.....	13	23,294	23,294
Handkerchiefs.....			239,084		30,719	Switzerland.....	4,092	4,092	6,331
Japan.....						Japan.....	5,245	5,245	357,403
Switzerland.....						Switzerland.....	82,375	82,375	
Ribbons of all kinds and materials.....									
Silk—									
Clothing—									
Blouses and shirtwaists.....	Dozen	9	302		21,566	Japan.....	651	16,427	59
Shawls.....			10,696			Japan.....	5	108,164	16,729
Other silk clothing n.o.p.....						Japan.....		2,791	203,222
Fabrics—									
Velveteens and plush, n.o.p.....	Yard	5,265	8,906	161	30	Italy.....	5	11	9,037

SESSIONAL PAPER No. 10b

Other fabrics, n.o.p.	783,235	557,356	Italy.....	7,686		
Handkerchiefs	418		Japan.....	5,557,042		7,313,102
Other silk and manufactures of, n. o. p., or of which silk is the component part of chief value, n.o.p.	3,805	10,541	Switzerland.....	413,788		88,865
			Japan.....	88,222		
			Switzerland.....	198		
Wood—			Japan.....	45,308		50,662
Dress goods, coat linings, Italian cloths, shawls, Oriental, chineries, hennetacs, serges, hantings and a cloth, baglines, hip cords, belts, plaids or jacquards of similar fabrics, not exceeding in weight six ounces to the square yard, grey or unfinished, to be dyed or finished in Canada			Switzerland.....	8		
Recapitulation—Textiles.	1,236,026	912,755	Japan.....	14,081	14,059	14,081
			Hong Kong.....	5		
			Italy.....	11,517		
			Japan.....	6,058,363		
			Switzerland.....	726,305		8,945,145
Tobacco pipes of all kinds, pipe mounts, cigar and cigarette cases, cigar and cigarette holders and cases for the same, smokers' sets and cases therefor, and tobacco pouches.	55,951	89,102	Japan.....	9,348		154,401
Tanks, valises, mail-bags, carpet bags and tool bags.	141	350	Japan.....	1,011		1,011
Trusses, surgical, pessaries and suspensory bandages.			Japan.....	3,228		3,236
Wood—			Japan.....	6		6
Furniture, houses, office, cabinet or store, furniture of wood, iron or other material, in parts or finished.			Japan.....	42,961		
Woodenware, pails and tubs.	3,347	8,556	Japan.....	1,136		56,000
Manufactures of wood, n.o.p.	3,347	8,564	Switzerland.....	46,195		
			Switzerland.....	1,136		50,242
Recapitulation—Wood.	1,414,092	1,501,667	Australia.....	1,296		
Total Imports under French Treaty			Canada.....	5		
			Hong Kong.....	406		
			Malta.....	15,701		
			Argentina Republic.....	25,522		
			Italy.....	7,672,380		
			Japan.....	2,376		
			Netherlands.....	4,370		
			Norway.....	42,150		
			St. Pierre & Miquelon.....	1,574		
			Sweden.....	794,231		11,177,520
			Switzerland.....			



STATEMENT No. 20

EXPORTS OF CANADIAN PRODUCE

BY ARTICLES AND COUNTRIES

DURING FISCAL YEARS ENDING MARCH 31,

1915 to 1919

SESSIONAL PAPER No. 10b

United States.....	149,604	170,775	104,979	144,021	265,724	8,736,700	10,525,073	6,824,905	13,304,306	29,135,247
Alaska.....			156	34				17,588	5,278	
Total.....	151,824	185,105	107,011	146,036	271,579	8,851,496	11,995,755	6,959,440	13,449,150	29,346,027
RECAPITULATION:										
British Empire.....	1,855	3,359	1,636	1,834	2,634	101,442	196,232	102,647	128,879	193,156
Foreign Countries.....	149,036	181,746	105,375	144,202	268,945	8,750,094	11,802,523	6,855,793	13,320,280	29,152,871

HORSES, ONE YEAR OLD OR LESS

United Kingdom.....	No.	No.	No.	No.	No.	\$	\$	\$	\$
United States.....	16	7	4	11	19	1,272	495	290	1,095
Total.....	16	7	4	11	19	1,272	495	290	1,095
RECAPITULATION:									
British Empire.....	16	7	4	11	19	1,272	495	290	1,095
Foreign Countries.....									

HORSES, OVER ONE YEAR OLD

United Kingdom.....	No.	No.	No.	No.	No.	\$	\$	\$	\$
Bermuda.....	7,736	21,833	9,499	9,002	7,278	1,382,345	3,809,822	1,809,820	1,789,650
Egypt and Sudan.....	7	18	18	22	18	1,300	2,900	4,400	3,250
Newfoundland.....	111	175	295	365	243	11,708	29,280	51,192	54,750
Cuba.....		2				1,000	1,000		25,929
France.....	19	1,888	9,418	1,257	555	1,000	265,800	1,417,285	196,569
St. Pierre and Miquelon.....				3	1			4,710	634
Mexico.....	3	1	23			600	200		
United States.....	2,513	2,857	5,988	5,595	2,341	438,652	496,699	1,008,289	1,004,252
Alaska.....	6	37	5			1,500	4,580		1,225
Total.....	10,308	26,811	25,273	16,437	10,138	1,841,095	4,700,191	4,384,916	3,076,250
RECAPITULATION:									
British Empire.....	7,857	22,026	9,812	9,597	7,571	1,398,353	3,932,002	1,954,412	1,873,579
Foreign Countries.....	2,541	4,785	15,461	6,860	2,867	442,742	768,189	2,430,504	1,202,671

POULTRY

United Kingdom.....	\$	\$	\$	\$	\$	\$	\$	\$	\$
Bermuda.....	20	406	15		125	338	250	427	156
British Guiana.....	10		15		10	324,319	284,145	387,210	302,343
British Oceania -					67		9	5	30
Australia.....	435	257	150						43
France.....	16				100				
New Zealand.....		50							
British West Indies.....	28	9	20	11					
Hong Kong.....			15						
Newfoundland.....	288	250	193	156	429				
China.....			50						
France.....		13,320							
Total.....						335,454	298,719	388,035	302,804
RECAPITULATION:									
British Empire.....						797	989	393	182
Foreign Countries.....						334,657	297,733	387,642	302,622

No. 20—Exports of Canadian Produce, by Articles and Countries, during Fiscal Years ended March 31, 1915-1919—*Con.*

Exported to—	1915	1916	1917	1918	1919	Exported to—	1915	1916	1917	1918	1919
United Kingdom.....	No.	No.	No.	No.	No.	United Kingdom.....	\$	\$	\$	\$	\$
British West Indies.....	78	30	7	205	639	British West Indies.....	137	180	137	125	3,198
Newfoundland.....	35,293	74,178	43,513	114,016	93,808	France.....	391	16	16	1,376,290	1,189,424
St. Pierre and Miquelon.....	35,293	74,350	43,515	111,031	94,029	United States.....	211,714	412,225	322,140	1,376,552	1,192,765
Total.....						Total.....	211,714	412,225	322,140	1,376,552	1,192,765
RECAPITULATION.....						RECAPITULATION.....					
British Empire.....	78	30	7	205	639	British Empire.....	639	180	180	292	3,198
Foreign Countries.....	35,293	74,272	43,515	114,016	93,824	Foreign Countries.....	443,621	322,163	322,163	1,376,290	1,189,598

ANIMALS, LIVING—Concluded.
SHEEP, ONE YEAR OLD OR LESS.

SHEEP, OVER ONE YEAR OLD.

Exported to—	No.	No.	No.	No.	No.	Exported to—	\$	\$	\$	\$	\$
United Kingdom.....	No.	No.	No.	No.	No.	United Kingdom.....	\$	\$	\$	\$	\$
Bermuda.....	25	5	2	98	202	Bermuda.....	58	60	58	4,860	8,602
British Guiana.....	894	1,038	499	421	672	British Guiana.....	1,651	1,633	1,633	657	1,000
British West Indies.....	271	346	243	62	103	British West Indies.....	68,320	111,614	167,526	323,947	406,020
Newfoundland.....	6,349	18,739	11,935	29,191	25,229	Newfoundland.....	74,898	149,505	173,091	329,464	417,090
France.....	7,539	20,128	15,679	29,674	26,102	France.....	1,331	1,651	1,633	657	1,000
St. Pierre and Miquelon.....	919	1,013	501	421	770	St. Pierre and Miquelon.....	5,012	6,182	3,825	323,947	406,020
United States.....	6,620	19,085	15,178	29,253	25,352	United States.....	74,898	149,505	173,091	329,464	417,090
Total.....						Total.....	5,214	6,240	3,885	4,860	10,076
RECAPITULATION.....						RECAPITULATION.....	69,651	113,215	169,209	324,094	407,020
British Empire.....	919	1,013	501	421	770	British Empire.....	69,651	113,215	169,209	324,094	407,020
Foreign Countries.....	6,620	19,085	15,178	29,253	25,352	Foreign Countries.....	69,651	113,215	169,209	324,094	407,020

SWINE.

Exported to—	No.	No.	No.	No.	No.	Exported to—	\$	\$	\$	\$	\$
United Kingdom.....	No.	No.	No.	No.	No.	United Kingdom.....	\$	\$	\$	\$	\$
Bermuda.....	10	3	4	770	421	Bermuda.....	150	30	30	55	55
British West Indies.....	11	279	672	551	1,079	British West Indies.....	220	1,258	1,055	3,861	4,954
Newfoundland.....	186	310	279	672	551	Newfoundland.....	1,079	1,258	1,055	3,861	4,954
France.....	94	154	48	52	1,489	France.....	1,457	1,457	803	260	1,337
St. Pierre and Miquelon.....	243,031	9,435	1,180	14,912	31,450	St. Pierre and Miquelon.....	67,499	30,082	30,082	379,904	753,749
United States.....	243,031	9,435	1,180	14,912	31,450	United States.....	3,114,437	125	125	379,904	753,749
Alaska.....	5	5				Alaska.....	125				

SESSIONAL PAPER No. 10b

	243,311	9,925	1,501	15,047	32,053	Total	3,117,065	70,710	32,570	383,736	760,040
Total											
RECAPITULATION.											
British Empire.....	186	331	273	680	551	British Empire.....	1,079	1,628	1,085	3,572	4,054
Foreign Countries.....	243,123	9,594	1,228	14,367	31,502	Foreign Countries.....	3,115,926	62,082	31,485	380,164	755,986

	\$	\$	\$	\$	\$	\$	\$	\$	\$	\$	\$
Total											
OTHER ANIMALS.											
United Kingdom.....	10,740	295	5,400	50	6,250	United States.....	65,855	103,530	97,287	87,797	116,619
Bermuda.....				20		Alaska.....	40	213	90	295	65
British Oceania—						Hawaii.....			50		
Australia.....	30	140	480	5	100	Total	82,020	104,478	104,874	100,397	153,131
British West Indies.....	50			295	12	RECAPITULATION.					
Hong Kong.....	305		17	12,140	27,535	British Empire.....	11,125	435	5,897	280	6,362
Newfoundland.....				5	2,550	Foreign Countries.....	70,895	104,043	98,977	100,117	146,769
Japan.....	5,000	300	1,550								
Norway.....											

RECAPITULATION—ANIMALS, LIVING.

	\$	\$	\$	\$	\$	\$	\$	\$	\$	\$	\$
Total											
RECAPITULATION—ANIMALS, LIVING.											
United Kingdom.....	1,393,405	4,005,643	1,904,225	1,790,700	1,715,545	St. Pierre and Miquelon.....		17,742	17,661		
Bermuda.....	11,081	21,834	10,805	7,284	16,593	Japan.....		200	4,710		
British Guiana.....	292				67	Mexico.....	600	300	550		
British Oceania—						Norway.....	5,000	300	550		
Australia.....	465	397	670	200	160	United States.....	13,387,138	12,686,311	9,702,340	17,466,096	33,135,634
New Zealand.....	16			50		Alaska.....	1,630	4,928	17,083	6,798	80
British West Indies.....	28		180	54,750		Hawaii.....			30	43	
Fiji.....	50					Total	14,330,992	18,391,118	13,289,996	19,707,242	35,278,269
Hong Kong.....	50					RECAPITULATION.					
Honor Kong.....						British Empire.....	1,518,115	4,138,307	2,008,687	2,012,231	1,969,475
Newfoundland.....	113,168	107,096	152,837	160,113	237,639	Foreign Countries.....	13,412,877	14,255,811	11,221,279	17,695,011	33,308,794
China.....				50							
Cuba.....				5							
France.....	1,900	1,544,739	1,417,285	196,560	121,250						

APPAREL.
BUTTONS.

	\$	\$	\$	\$	\$	\$	\$	\$	\$	\$	\$
Total											
APPAREL. BUTTONS.											
United Kingdom.....	5	27			717	France—					
British Guiana.....						St. Pierre and Miquelon.....		29			31
British Oceania—						Mexico.....					14
Australia.....	834	3,972	6,670	6,670	20,779	United States.....	339	257	499	4,448	39
New Zealand.....	5,796	13,697	6,515	6,515	32,745	Total	394	7,079	18,540	19,093	58,147
British West Indies.....						RECAPITULATION.					
Trinidad and Tobago.....						British Empire.....	55	6,807	17,946	14,555	58,057
Newfoundland.....	50	277	1,370	1,370	1,859	Foreign Countries.....	339	272	594	4,448	90
Cuba.....											
Denmark—											
Greenland, Iceland, etc.....					6						

No. 20—EXPORTS of Canadian Produce, by Articles and Countries, during Fiscal Years ended March 31, 1915-1919—*Con.*

Exported to—	1915	1916	1917	1918	1919	Exported to—	1915	1916	1917	1918	1919
United Kingdom	6,288,694	8,171,865	4,989,000	2,164,181	615,958	French Guiana					
Bermuda	312	1,665	1,520	537	6,750	St. Pierre and Miquelon					
British Africa, South	2,699	4,390	9,682	6,480		Germany	715	5,988	10,385	14,634	15,010
British East Indies—						Haiti	1,436				
India						Italy	135	521,834	782,982	11,282	60
British East Indies—						Japan	32	359	171	644	718
India	93		31	489		Korea					277
Strait Settlements			69		767	Mexico					
British Guiana	9	191	783	357	210	Montenegro		201			
British Oceania—						Netherlands		421			
Australia	119,821	113,694	285,696	282,284	195,864	Netherlands, Dutch Guiana		67	79		
N.Z.		130	109	114,340	292,570	Norway	358	1,437	4,154	12,730	
New Zealand	41,362	91,136	103,236	8,922		Peru	286				
British West Indies	6,830	7,369	10,319		2,046	Puerto Rico		2,901	326	6,910	713,897
Barbados					1,857	Russia		359	404	288	
Jamaica					3,417	San Domingo		693			900
Trinidad and Tobago					157	Spain					
Other	57		38		34,220	Sweden			45		
Hong Kong	29,089	35,923	46,947	77,121	293,833	Switzerland		12	92,420		16
Newfoundland	665	5,357	992	1,350	11,312	United States	120,752	66,465	5,867,286	10,432,554	
Argentina Republic	209					Alaska	3,396	702	1,152	35	218
Austria-Hungary	422,677			41,263	43,550	Hawaii		41	15		
Belgium		8,810			186	Uruguay		826	641		1,140
Bolivia					572	Venezuela			615		
Brazil		300	3,711	345	572	Total	7,314,388	9,148,878	6,356,750	9,702,207	13,426,255
Chile		108	297	1,984	2,086	RECAPITULATION					
China	562	1,576	3	760	561	British Empire	6,489,063	8,459,309	5,447,210	2,655,044	1,650,345
Colombia		33			33	Foreign Countries	855,325	680,578	900,540	7,047,163	11,766,800
Cuba			2,449								
Denmark		66,880		207	561						
Greenland, Iceland, etc.			6,224	1,081,199	578,363						
France	303,509										

HATS AND CAPS.

United Kingdom	\$ 917	\$ 118,791	\$ 205,295	\$ 134,106	\$ 3,306	Greece	\$ 3	\$	\$	\$	\$
British Africa, South	72					Italy	21				
British East Indies—						Japan	21		14		
India					3	Norway				20	
British Honduras			45			Norway	1,947	3,264	3,269	78,894	3,504
British Oceania—						United States					40
Australia	55					Alaska					
New Zealand	20		100		246	Total	16,203	134,912	226,597	244,750	44,710
British West Indies	8				25						
Hong Kong					33,176						
Newfoundland	12,904	12,564	17,825	19,841							

SESSIONAL PAPER No. 10b

		RECAPITULATION.		RECAPITULATION—APPAREL.		RECAPITULATION.		RECAPITULATION.		RECAPITULATION.	
		\$	Barrel	\$	Barrel	\$	Barrel	\$	Barrel	\$	Barrel
Austria-Hungary.....	55										
China.....	180										
Cuba.....											
France.....	57	12,767	82	2,297,287	135	5,194,385	8,290,683	13,975	131,355	223,285	152,947
St. Pierre and Miquelon.....	236							2,227	3,557	3,632	91,803
United Kingdom.....		6,289,616									
Bermuda.....		512									
British Africa, South.....		2,741									
British Africa, West.....											
British East Indies—											
India.....	93			489	3	31					
Straits Settlements.....	66										
British Guiana.....	9			357	1,484	785					
British Honduras.....											
British Oceania—											
Australia.....	119,876	113,838	289,668	288,954	516,643	289,668	113,838				
Fiji.....	130		30								
New Zealand.....	41,362	99,952	116,933	120,855	325,561	116,933	41,362				
British West Indies.....	6,870	7,369	8,322								
Barbados.....											
Jamaica.....											
Trinidad and Tobago.....											
Other.....											
Hong Kong.....	65										
Newfoundland.....	42,043	48,637	64,749	98,635	238,906	64,749	42,043				
Argentina Republic.....	655	5,357	1,320								
Austria-Hungary.....	260										
Belgium.....											
Bolivia.....											
Brazil.....											
Chile.....											
China.....	742			345	186	5,711	300				
Colombia.....				1,988	5,762	297	108				
Cuba.....				2,783	2,086	3	1,576				
Denmark.....				790		2,470	195				
Greenland, Iceland, etc.....											
France.....	303,509	66,890	297	1,017,263	570	6,224	66,890				
French Guiana.....											
St. Pierre and Miquelon.....											
Germany.....											
Greece.....											
Haiti.....											
Italy.....											
Japan.....											
Korea.....											
Mexico.....											
Montenegro.....											
Netherlands.....											
Dutch Guiana.....											
Dutch West Indies.....											
Norway.....											
Peru.....											
Russia.....											
San Domingo.....											
Spain.....											
Sweden.....											
Switzerland.....											
United States.....											
Alaska.....											
Hawaii.....											
Uruguay.....											
Venezuela.....											
Total.....											
		7,360,985		9,290,809		6,601,887	9,965,930			13,529,092	
British Empire.....		6,503,004		8,597,497		5,688,421	8,232,540			1,756,158	
Foreign Countries.....		837,891		693,407		913,466	7,143,414			11,772,934	

ASHES, POT AND PEARL.

		RECAPITULATION.		RECAPITULATION.		RECAPITULATION.		RECAPITULATION.	
		\$	Barrel	\$	Barrel	\$	Barrel	\$	Barrel
United Kingdom.....									
France.....									
St. Pierre and Miquelon.....									
United States.....									
Total.....									
		22,081	135	21,713	135	11,087	21,010	25,485	135
		553		4					
		47		3,168		100			
Total.....		22,685	135	24,881	135	11,087	21,110	25,485	135
RECAPITULATION.									
British Empire.....		22,081	135	21,713	135	11,087	21,010	25,485	135
Foreign Countries.....		604		3,168		100			

No. 20—Exports of Canadian Produce, by Articles and Countries, during Fiscal Years ended March 31, 1915-1919—*Con.*

Exported to—	1915	1916	1917	1918	1919	Exported to—	1915	1916	1917	1918	1919
ASHES, OTHER.											
	\$	\$	\$	\$	\$	RECAPITULATION.	\$	\$	\$	\$	\$
United Kingdom	34,359	43,549	31,583	49,473	39,128	British Empire	34,359	43,549	31,583	49,473	39,128
United States	34,359	43,549	31,583	49,473	39,128	Foreign Countries					
Total	68,718	87,098	63,166	98,946	78,256						
BALSAM.											
	\$	\$	\$	\$	\$	RECAPITULATION.	\$	\$	\$	\$	\$
United Kingdom	2,878	7,386	2,054	5,331	4,187	British Empire	2,893	7,386	2,054	5,331	4,187
Newfoundland	15	122		100		Foreign Countries	21,061	4,868	3,545	3,957	3,183
France	58										
Germany	477			3,557	3,183						
United States	20,556	4,746	3,545	9,288	7,370						
Total	23,954	12,254	5,599	18,356	14,740						
BEVERAGES, SPIRITS, ETC.											
ALE AND BEER.											
	Gal.	Gal.	Gal.	Gal.	Gal.		\$	\$	\$	\$	\$
United Kingdom	36	1,200	72,755	95,687	121,383	United Kingdom	16	340	25,739	37,201	54,829
Bermuda						Bermuda					
British East Indies—						British East Indies—					
India			30	4,109	7,448	India			20	3,433	5,917
Straits Settlements				206		Straits Settlements				412	
British Guiana		300	1,560		2,625	British Guiana		132	699		1,010
British Honduras					45	British Honduras					39
British Oceania—						British Oceania—					
Australia	31	24				Australia	27	20			
Can.	50		2,076	1,713	1,281	Can.	63	63	1,831	1,737	1,079
New Zealand	1,909	700	6			New Zealand	990	278	3		
British West Indies	368	494	19,283	20,266		British West Indies	126	177	6,698	11,849	
Barbados						Barbados					
Jamaica					4,050	Jamaica					1,845
Trinidad and Tobago						Trinidad and Tobago					
Other					659	Other					293
Hong Kong		2,713	11,418	26,044	46,636	Hong Kong		1,360	8,775	27,213	60,369
Newfoundland			2,283	4,668	24,125	Newfoundland		800	2,646	21,683	20,549
China	3,834		7,441	9,065	3,149	China	1,520	3,287	5,987	8,183	3,883
France	6	2,732				France	6				
St. Pierre and Miquelon			60	250	45	St. Pierre and Miquelon			36	161	30
Japan						Japan			5		
Nicaragua					3,200	Nicaragua					1,875
United States	4,951	2,297	2,456	701	38,687	United States	1,707	1,196	979	671	34,902
Total	11,215	12,839	121,753	187,842	253,333	Total	4,401	7,967	53,413	112,543	186,620

No. 20—Exports of Canadian Produce, by Articles and Countries, during Fiscal Years ended March 31, 1915-1919—Con.

Exported to—	1915	1916	1917	1918	1919	1915	1916	1917	1918	1919
						Exported to—				
BEVERAGES, SPIRITS, ETC.—Continued.										
SPIRITS AND WINES.										
SHIRAZ—BRANDY.										
United Kingdom.....						United Kingdom.....				
United States.....	3					United States.....	28			
Total.....	3					Total.....	28			
RECAPTULATION.										
British Empire.....	3					British Empire.....	28			
Foreign Countries.....						Foreign Countries.....				
SPIRITS—GIN.										
United Kingdom.....						United Kingdom.....				
British Oceania.....						British Oceania.....				
New Zealand.....	90					New Zealand.....				1,596
British West Indies.....						British West Indies.....	53			250
Newfoundland.....						Newfoundland.....				1,550
France.....			6			France.....		15		602
French Guiana.....						French Guiana.....				3,631
Japan.....						Japan.....				8,199
Netherlands.....						Netherlands.....				769
Dutch East Indies.....	43	909	892	2,822		Dutch East Indies.....	61	991	8,109	7,641
United States.....	14			21		United States.....	10			8,284
Alaska.....						Alaska.....				
Total.....	147	909	898	2,843	2,980	Total.....	133	769	1,006	8,284
RECAPTULATION.										
British Empire.....	90				682	British Empire.....	53			1,855
Foreign Countries.....	57				2,998	Foreign Countries.....	80	769	1,006	5,786
SPIRITS—WHISKEY.										
United Kingdom.....						United Kingdom.....				
Bermuda.....	7,385	343,578	719,870	2,806	2,857	Bermuda.....	22,142	295,697	813,432	12,090
British Africa, East.....	313	119	293	953	3,823	British Africa, East.....	641	274	525	7,833
South.....	79	296	423	1,459	2,251	South.....	238	807	1,330	1,007
West.....	798	442	572	792	2,520	West.....	2,445	1,354	1,730	8,110
British East Indies.....			15	70	1,761	British East Indies.....			48	4,446
Ceylon.....						Ceylon.....				8,899
India.....	155		772	2,033	39	India.....	476	2,008	2,214	6,525
Straits Settlements.....				341	439	Straits Settlements.....				150
Total.....	8,515	762,498	1,434,112	5,062	13,502	Total.....	28,936	514,839	1,346,800	6,081
RECAPTULATION.										
British Empire.....	8,515	762,498	1,434,112	5,062	13,502	British Empire.....	28,936	514,839	1,346,800	6,081
Foreign Countries.....						Foreign Countries.....				600

SESSIONAL PAPER No. 10b

British Guiana.....	15	1,167	420	461	3,289	British Guiana.....	48	2,080	1,193	1,713	11,937
British Honduras.....	1,166	1,636	7,024	123,461	5,304	British Honduras.....	3,792	4,989	22,821	3,279	20,677
British Oceania—						British Oceania—					
Australia.....	1,672	774	3,409	65,281	1,000	Australia.....	5,208	2,290	9,901	246,685	466,461
Fiji.....	1,296	1,763	3,547	7,747	67,106	Fiji.....	3,762	5,374	10,595	133,833	4,248
New Zealand.....	1,016				156	New Zealand.....	3,234			23,103	171,872
British West Indies.....					320	British West Indies.....					562
Barbados.....					320	Barbados.....					1,063
Jamaica.....					1,584	Jamaica.....					30
Trinidad and Tobago.....					9,739	Trinidad and Tobago.....					6,233
Other.....						Other.....					30,638
Egypt and Sudan.....	1,478	3,129	6,214			Egypt and Sudan.....	4,749	8,838	21,847	21,847	
Gibraltar.....	47	1,192	1,997	12,786	74	Gibraltar.....	594	4,011	5,332	143	263
Hong Kong.....	195	16	1,142	4,142	22	Hong Kong.....	1,665	16	48	48	45,616
Malta.....	28	13	3,742	10,704	8	Malta.....	7,800	7,935	10,262	10,331	30
Newfoundland.....	2,671	673	1,211	1,401	10,704	Newfoundland.....	8				3,608
Argentine Republic.....		673	1,211	1,401	4,239	Argentine Republic.....					31,408
Belgium Congo.....		673	1,211	1,401	1,423	Belgium Congo.....					31,408
Bolivia.....	337	8,606	8,355	12,017	1,423	Bolivia.....	1,600	2,153	3,914	3,109	15,177
Brazil.....	468	844	572	3,017	6,000	Brazil.....	6,000	2,206	3,914	3,109	15,177
Chile.....	468	844	572	3,017	1,427	Chile.....	1,427	2,311	2,801	41,911	38,324
China.....	831	2,585	3,676	884	7,536	China.....	7,536	2,726	2,812	9,169	22,739
Colombia.....	2,748	2,585	3,676	884	847	Colombia.....	847	1,177	1,179	2,117	2,639
Costa Rica.....	1,034	2,387	2,492	2,398	6,324	Costa Rica.....	6,324	7,906	12,019	2,417	3,942
Cuba.....	467	543	1,074	1,223	2,984	Cuba.....	2,984	7,193	7,903	8,298	25,306
Denmark.....	1,036	1,781	444	45	341	Denmark.....	3,462		1,462		1,168
Danish West Indies.....						Danish West Indies.....					393
Ecuador.....	467	543	1,074	1,223	2,984	Ecuador.....	1,502	1,712	3,034	3,527	12,542
Egypt and Sudan.....	2,933					Egypt and Sudan.....	3,352				130
France.....	1,036	1,781	444	45	30	France.....	3,325	5,700	1,425	157	3,030
Germany.....	1,005				738	Germany.....	2,140				
St. Pierre and Miquelon.....						St. Pierre and Miquelon.....					
Greece.....	6,538	4,903	5,676	6,015	13,306	Greece.....	21,947	15,724	17,967	20,002	52,107
Guatemala.....	1,497	2,529	3,360	1,133	445	Guatemala.....	5,077	7,751	12,311	6,573	25,653
Haiti.....	292	127	221	1,252	72	Haiti.....	930	352	618	2,577	3,963
Honduras.....	123	16	1,237	640	1,215	Honduras.....	309				16,821
Italy.....	2,377	883	908	258	2,392	Italy.....	47				
Japan.....	30	30	15	1,608	37	Japan.....	96				
Korea.....	148	221	166	2,251	412	Korea.....	328	476	1,555	5,603	1,59
Mexico.....	221	166	2,251	412	3,524	Mexico.....	729	720	2,590	4,622	13,236
Netherlands.....	3,301	3,452	714	335	309	Netherlands.....	10,812	12,443	2,235	1,191	1,193
Dutch East Indies.....	394	443	1,753	1,370	3,364	Dutch East Indies.....	1,166	1,413	5,149	5,011	12,823
Guinea.....						Guinea.....					
" West Indies.....						" West Indies.....					
Nicaragua.....	15	3	15	255	318	Nicaragua.....	48	18	76	779	1,094
Norway.....	458	1,099	1,235	2,512	4,012	Norway.....	1,463	3,427	3,907	8,385	15,544
Panama.....	7	7	174	1,027	1,027	Panama.....	24	24	24	502	3,470
Paraguay.....	288	148	330	298	401	Paraguay.....	238	318	238	1,025	1,594
Peru.....						Peru.....	636	702	618	368	
Portugal—						Portugal—					
Portuguese Africa.....	145	194	194	106	475	Portuguese Africa.....	475				
Russia.....						Russia.....					
Salvador.....						Salvador.....					
San Domingo.....						San Domingo.....					
Spain.....						Spain.....					
Sweden.....						Sweden.....					
Switzerland.....						Switzerland.....					
Turkey.....						Turkey.....					

No. 20—Exports of Canadian Produce, by Articles and Countries, during Fiscal Years ended March 31, 1915-1919—*Con.*

Exported to—	1915	1916	1917	1918	1919	Exported to—	1915	1916	1917	1918	1919
United States.....	Gal. 234,335	Gal. 296,768	Gal. 320,578	Gal. 317,361	Gal. 3,889	United States.....	\$ 700,036	\$ 732,366	\$ 993,806	\$ 1,057,976	\$ 20,985
Alaska.....	37	43	118	3		Alaska.....	367	200	500	17	
Hawaii.....	1,550	1,483	1,556	300		Hawaii.....	4,891	4,794	4,980	953	
Philippine Islands.....	1,675	1,264	1,779	5,441	2,749	Philippine Islands.....	5,351	4,067	5,700	17,488	10,413
Porto Rico.....	22	24	277	419	836	Porto Rico.....	68	60	701	1,175	79
Uruguay.....	213	389	277	2,366	2,653	Uruguay.....	683	1,235	907	7,968	2,569
Venezuela.....						Venezuela.....					7,707
Total.....	282,807	540,352	1,108,819	588,236	408,487	Total.....	890,932	1,153,796	2,012,133	1,695,001	1,178,848
RECAPITULATION.											
British Empire.....	14,396	251,440	741,279	215,971	308,986	British Empire.....	43,650	319,124	876,534	463,104	813,931
Foreign Countries.....	268,471	288,906	367,540	373,165	100,401	Foreign Countries.....	817,273	834,672	1,135,599	1,231,897	364,917

SPIRITS—Wood Alcohol.

United Kingdom.....	Gal. 125,405	Gal. 255,076	Gal. 210,312	Gal. 182,663	Gal. 316,894	United Kingdom.....	\$ 74,828	\$ 148,843	\$ 149,000	\$ 136,261	\$ 584,646
British Africa, South.....				393	6,199	British Africa, South.....				600	13,467
British Oceania.....						British Oceania.....					
Australia.....	5,663	5,069	6,21	140	769	Australia.....	4,095	374	515	140	1,617
New Zealand.....	116	103	20	6,352	1,981	New Zealand.....	77	3,377	6,347	6,810	3,962
Newfoundland.....				141	250	Newfoundland.....		84	17	186	412
Denmark.....						Denmark.....					
Greenland, Iceland, etc.....	144,123	108,852	213,901	148,196	10	Greenland, Iceland, etc.....	91,475	71,468	201,792	173,964	25
France.....	221,831	37,079	68,485	112,801	920	France.....	58,568	5,832	53,017	172,851	300
Russia.....	3,200					Russia.....	2,240				2,116
United States.....						United States.....					
Uruguay.....						Uruguay.....					
Total.....	509,338	406,730	500,067	450,696	327,313	Total.....	231,283	229,978	411,288	490,837	606,550
RECAPITULATION.											
British Empire.....	131,184	290,709	217,681	189,689	326,093	British Empire.....	79,000	152,678	156,479	143,997	604,134
Foreign Countries.....	369,154	145,931	282,386	261,007	1,220	Foreign Countries.....	152,283	77,300	254,809	346,840	2,416

OTHER SPIRITS, N.O.P.

United Kingdom.....	Gal. 25,910	Gal. 3,000	Gal. 217,681	Gal. 189,689	Gal. 326,093	United Kingdom.....	\$ 2,510	\$ 152,678	\$ 156,479	\$ 143,997	\$ 604,134
Bermuda.....						Bermuda.....					
British Oceania.....						British Oceania.....					
Australia.....	864					Australia.....					2,804
New Zealand.....	6,434	2,612		3,892	6,434	New Zealand.....			4,810	10,250	7,897

SESSIONAL PAPER No. 10b

British West Indies.....	29	132	105	215	294
Trinidad and Tobago.....		2		10	
Hong Kong.....	4	42		41	
Newfoundland.....		99,726		66,085	
France.....		32,314	677	32,175	1,304
Japan.....	949	163	190,203	409	507,187
United States.....		118,235		288,213	
Total.....	982	105,543	226,901	74,405	298,688
RECAPITULATION.					
British Empire.....	33	4,026	36,019	7,851	69,145
Foreign Countries.....	949	118,235	190,882	66,554	508,581

TOTAL SPIRITS.

United Kingdom.....	Gal.	Gal.	Gal.	\$	\$	\$
Bermuda.....	132,790	345,661	96,970	447,050	966,032	146,778
British Africa, East.....	313	6,591	641	2,774	525	13,058
British Africa, South.....	79	2,251	238	807	1,330	8,119
British West Indies—	798	8,710	2,445	1,354	1,730	22,366
Ceylon.....	15	1,761			48	6,325
India.....	155	1,772	476		2,068	6,179
Straits Settlements.....	15	430			600	1,104
British Guiana.....	15	3,289	48		1,713	11,937
British Honduras.....	1,166	5,504	3,792	2,980	1,193	5,279
British Oceania—	1,672	161,915	5,208	5,363	23,336	246,825
Australia.....	6,909	11,040	7,857	5,667	21,058	150,893
New Zealand.....	1,135	76,125	3,307	5,374	10,565	470,912
British West Indies.....	1,478	136				185,327
Barbados.....		390				652
Jamaica.....		1,689				1,045
Trinidad and Tobago.....		9,739				30
Other.....	1,478	6,214		4,749	8,838	6,527
Egypt and Sudan.....		47				30,638
Gibraltar.....		1,369				21,847
Hong Kong.....	548	195	1,665	594	4,011	143
Malta.....		16				26
Newfoundland.....	123	131	135	100	100	48
Argentine Republic.....	2,671	2,752	7,800	7,855	10,262	186
Belgium Congo.....		75				31,404
Bolivia.....		1,211				2,976
Brazil.....	357	806	1,690	2,153	3,914	5,109
Chile.....	1,831	2,652	6,511	2,266	3,448	16,177
China.....	408	844	1,497	2,536	26,318	4,824
Colombia.....	51	55	1,163	811	9,169	38,391
Costa Rica.....	2,748	3,937	8,667	7,059	12,014	22,759
Cuba.....	1,054	2,387	6,324	7,193	8,258	1,699
Denmark.....		664	3,462	7,992	12,014	2,617
Danish West Indies.....		110				2,942
Greenland, Iceland, etc.....		10				8,258
						1,168
						393
						25

No. 20—EXPORTS of Canadian Produce, by Articles and Countries, during Fiscal Years ended March 31, 1915-1919—Con.

Exported to—	1915	1916	1917	1918	1919	Exported to—	1915	1916	1917	1918	1919
Leeward	Gal. 467	Gal. 543	Gal. 1,074	Gal. 1,225	Gal. 2,984	Leeward	\$ 1,502	\$ 1,712	\$ 3,034	\$ 3,827	\$ 12,642
Egypt and Sudan	2,933	162,947	314,077	148,196	30	Egypt and Sudan	9,352	109,343	209,317	173,904	191
France	145,159	162,947	314,077	148,196	30	France	94,800	109,343	209,317	173,904	1,550
French Guiana					583	French Guiana					3,030
St. Pierre and Miquelon					758	St. Pierre and Miquelon					157
Germany	1,005			45		Germany	2,140				
Greece						Greece			475		
Guatemala	6,528	4,303	148	6,015	13,398	Guatemala	21,947	15,724	17,907	20,092	53,107
Hawaii						Hawaii			345		1,684
Honduras	1,497	2,329	3,980	1,939	6,297	Honduras	5,077	7,751	12,311	6,573	25,053
Italy	292				72	Italy	950				983
Japan	123	127	221	1,252	6,398	Japan	309	352	618	2,577	18,817
Korea		16				Korea		47			
Mexico	2,277	883	1,237	640	1,245	Mexico	7,323	2,952	4,054	1,927	4,761
Netherlands						Netherlands			1,915		
Dutch East Indies						Dutch East Indies			171	824	12,155
Guiana	30		56	258	3,705	Guiana	96	96	48		1,800
West Indies	102	148	481	1,608	442	West Indies	328	476	1,655	5,003	13,226
Nicaragua	225	221	878	2,251	3,524	Nicaragua	729	729	2,390	4,022	
Norway						Norway			347		
Panama	3,301	3,452	714	345	309	Panama	10,812	12,443	2,235	1,194	1,165
Paraguay						Paraguay			35		300
Peru	304	443	1,753	1,570	3,364	Peru	1,106	1,413	5,119	5,011	12,823
Portugal						Portugal					1,094
Portuguese Africa	15					Portuguese Africa	48			779	
Russia						Russia			70		300
Salvador	458	1,090	1,235	2,512	1,012	Salvador	1,463	3,427	3,907	8,385	15,584
San Domingo						San Domingo			54		3,470
Spain						Spain			238		1,025
Sweden	288	148	330	298	404	Sweden	636	318	702	1,025	
Switzerland						Switzerland			618		308
Turkey	145					Turkey	475				
United States	457,351	294,756	309,118	531,719	197,024	United States	769,171	738,907	1,048,373	1,527,219	530,288
Alaska	51	43	118	24		Alaska	186	200	300	102	
Hawaii	1,483	1,559	1,559	309		Hawaii	4,991	4,754	4,789	951	
Philippine Islands	1,678	1,264	1,779	5,441	2,740	Philippine Islands	5,351	4,987	5,700	17,488	10,411
Porto Rico					23	Porto Rico					79
Uruguay						Uruguay	2,308	90	707	1,177	2,550
Venezuela						Venezuela	683	1,255	307	7,968	7,797
Total	784,337	1,002,395	1,715,327	1,104,036	967,081	Total	1,063,914	1,419,223	2,408,832	2,402,810	2,370,705
RECAPITULATION.											
British Empire	145,703	514,535	994,614	408,786	670,889	British Empire	122,773	474,312	1,040,864	617,576	1,489,065
Foreign Countries	638,634	488,060	750,713	755,250	294,801	Foreign Countries	971,142	944,916	1,457,968	1,875,234	881,700

Total Spirits—Concluded.

BEVERAGES, SPIRITS, ETC.—Continued.
SPIRITS AND WINES—Continued.

SESSIONAL PAPER No. 106

WINES.

	Gal.	Gal.	Gal.	Gal.	Gal.	Gal.	Gal.	\$	\$	\$	\$	\$	\$
United Kingdom.....	563	296	500	96	125	392	346	530	125	188			
Bermuda.....	7	19	6	399	8	8	51	17	451	13			
British Guiana.....	120	239	146	408	206	60	263	160	451	310			
British Oceania—													
New Zealand.....	613	1,728	11,232	50	240	483	1,528	15,080	110	452			
British West Indies.....													
Barbados.....				2,207	20				1,804	55			
Jamaica.....				418	149					676			
Trinidad and Tobago.....				149	43					1,323			
Other.....					2,210					76			
Newfoundland.....	150	106	72	112	2,210	158	122	91	213	4,294			
Denmark—													
Danish West Indies.....	80					38							
France—													
St. Pierre and Miquelon.....	183			91	191	159			173	517			
Mexico.....	1,058	861	071	405	74	1,995	2,706	2,511	1,718	104			
United States.....													
Total.....	2,779	3,249	12,627	3,768	3,630	3,298	5,016	18,389	5,373	8,008			
RECAPITULATION.													
British Empire.....	1,458	2,388	11,956	3,272	3,415	1,106	2,310	15,878	3,482	7,387			
Foreign Countries.....	1,321	861	071	496	265	2,192	2,706	2,511	1,891	621			

TOTAL SPIRITS AND WINES.

	Gal.	Gal.	Gal.	Gal.	Gal.	Gal.	Gal.	Gal.	\$	\$	\$	\$	\$
United Kingdom.....	133,358	501,240	933,682	185,565	345,786	97,362	447,396	966,562	146,903	649,750			
Bermuda.....	320	138	269	1,352	6,533	649	325	542	1,786	13,071			
British Guiana.....	79	266	433	1,459	2,251	238	807	1,330	4,446	8,119			
British Africa, East.....	798	442	572	1,065	8,719	2,445	1,354	1,730	2,738	22,386			
" South.....													
" West.....			15	70	1,761			43	214	6,525			
British East Indies—													
Ceylon.....	155		772	2,063	39	476		2,068	6,179	150			
India.....					1,772					6,061			
Straits Settlements.....	135	239	146	869	430	108	263	160	600	1,104			
British Guiana.....	1,166	1,167	430	3,495	5,304	3,792	2,980	1,193	5,279	12,247			
British Honduras.....													
British Oceania—													
Australia.....	1,672	2,196	8,245	123,601	191,915	5,208	5,363	23,336	246,325	470,912			
Fiji.....					1,900					4,248			
New Zealand.....	6,909	5,834	12,749	75,575	76,365	7,857	5,667	21,055	151,903	185,779			
Other.....	1,748	3,491	14,779	10,086	156	3,795	6,902	25,675	25,122	562			
British West Indies.....													
Barbados.....					340					1,060			
Jamaica.....					425					706			
Trinidad and Tobago.....					1,838					7,850			
Other.....					9,782					30,714			
Egypt and Sudan.....		1,478	3,129	6,214		4,749	8,838		21,847				
Gibraltar.....					47				143				
Hong Kong.....	548	195	1,192	1,999	12,786	1,665	594	4,011	5,362	45,616			
Malta.....					22				48	90			
Newfoundland.....	273	337	147	283	3,302	283	322	191	399	8,573			

No. 20—Exports of Canadian Produce, by Articles and Countries, during Fiscal Years ended March 31, 1915-1919—Con.

Exported to—	1915	1916	1917	1918	1919	Exported to—	1915	1916	1917	1918	1919
Argentine Republic.....	2,671	2,752	3,742	4,142	10,018	Argentine Republic.....	7,800	7,935	10,262	10,351	31,403
Bolivia.....	673	1,211	1,491	768	Bolivia.....	2,153	3,914	5,109	21,976
Brazil.....	527	678	966	1,321	4,256	Brazil.....	1,690	8,511	26,318	3,448	16,177
Chile.....	1,831	2,652	8,925	12,191	1,423	Chile.....	6,090	2,626	38,391	41,911	4,824
China.....	1,468	844	862	3,017	10,127	China.....	1,427	2,526	21,759	22,759	38,391
Colombia.....	51	55	576	684	392	Colombia.....	663	1,177	1,179	1,179	1,099
Costa Rica.....	2,748	2,561	3,937	805	811	Costa Rica.....	8,697	7,956	12,014	2,617	7,942
Cuba.....	1,054	2,387	2,684	2,398	6,324	Cuba.....	3,492	7,193	7,992	8,258	25,296
Denmark.....	110	341	Denmark.....	1,462	1,168
Danish West Indies.....	10	Danish West Indies.....	38	393
Greenland, Iceland, etc.....	467	543	1,074	1,225	2,984	Greenland, Iceland, etc.....	1,502	1,712	3,634	3,827	12,542
Ecuador.....	2,933	Ecuador.....	9,352
Egypt and Sudan.....	145,159	162,947	314,077	148,196	30	Egypt and Sudan.....	64,800	109,343	269,317	173,964	129
France.....	583	France.....	1,550
French Guiana.....	136	910	French Guiana.....	330	3,347
St. Pierre and Miquelon.....	1,005	St. Pierre and Miquelon.....	2,140
Germany.....	6,528	4,903	5,676	6,015	13,398	Germany.....	21,947	15,724	17,967	20,092	51,197
Greece.....	1,497	2,529	3,980	1,933	425	Greece.....	5,077	7,751	12,311	6,573	1,981
Haiti.....	292	123	221	1,252	6,598	Haiti.....	309	352	618	2,577	25,955
Honduras.....	Honduras.....	263
Italy.....	123	16	1,237	640	1,215	Italy.....	950	47	4,624	1,927	18,817
Japan.....	2,490	883	698	258	3,705	Japan.....	7,482	2,982	1,515	1,515	4,761
Korea.....	Korea.....
Mexico.....	Mexico.....
Netherlands.....	Netherlands.....
Dutch East Indies.....	30	30	15	258	3,705	Dutch East Indies.....	96	96	48	824	12,135
Dutch Guiana.....	102	188	481	1,608	412	Dutch Guiana.....	328	476	1,555	5,003	1,890
Dutch West Indies.....	225	221	878	2,251	3,521	Dutch West Indies.....	729	729	2,580	4,622	13,236
Nicaragua.....	Nicaragua.....
Norway.....	3,301	3,452	714	335	300	Norway.....	10,812	12,443	2,235	1,191	1,193
Panama.....	364	443	1,753	1,570	3,364	Panama.....	300	35	35	5,011	300
Paraguay.....	Paraguay.....	1,166	1,413	5,149	12,823
Peru.....	Peru.....
Portugal.....	15	3	15	255	318	Portugal.....	48	18	76	779	1,091
Portuguese Africa.....	458	1,099	1,235	2,512	300	Portuguese Africa.....	1,463	3,227	3,907	8,385	300
Russia.....	Russia.....	15,514
Salvador.....	Salvador.....	502
San Domingo.....	San Domingo.....	3,470
Spain.....	288	148	74	298	404	Spain.....	636	318	702	1,025	1,594
Sweden.....	Sweden.....
Switzerland.....	Switzerland.....
Turkey.....	145	105	Turkey.....	475	618	368

BEVERAGES, SPIRITS, ETC.—Concluded.

TOTAL SPIRITS AND WINES—Concluded.

SESSIONAL PAPER No. 10b

	453,419	295,617	552,124	197,098	United States	771,186	741,673	1,050,884	1,528,957	530,392
United States										
Alaska	51	43	24		Alaska	186	300	300	402	
Hawaii	1,550	1,556	300		Hawaii	4,091	4,754	4,980	951	
Philippine Islands	1,678	1,770	5,441	2,740	Philippine Islands	5,351	4,057	3,700	17,458	10,413
Porto Rico					Porto Rico					79
Uruguay	3,222	277	419	836	Uruguay	2,308	99	701	1,175	2,550
Venezuela	213	389	2,366	2,053	Venezuela	683	1,253	907	7,968	7,707
Total	787,116	1,005,844	1,167,804	969,361	Total	1,097,212	1,434,244	2,517,221	2,498,183	2,378,773
RECAPITULATION.										
British Empire	147,161	516,923	412,053	674,295	British Empire	123,878	476,632	1,056,742	621,058	1,496,452
Foreign Countries	639,955	488,921	755,746	295,066	Foreign Countries	973,334	947,622	1,460,479	1,877,125	882,321

RECAPITULATION—BEVERAGES, SPIRITS, ETC.

	\$	\$	\$	\$	\$	\$	\$	\$	\$	\$
United Kingdom	112,717	454,819	146,928	650,974	St. Pierre and Miquelon					
Iceland	1,116	765	39,017	68,110	Germany					3,577
British Africa, East	2,288	507	4,446	8,119	Greece					475
British Africa, West	2,443	1,354	2,738	22,366	Guatemala		15,724	17,967	20,092	52,197
British East Indies—			214	6,525	Havaii		7,751	12,311	6,573	433
Ceylon				150	Honduras					263
India	476	2,088	9,612	11,978	Italy		357	357	2,587	18,817
Straits Settlements			1,012	1,104	Korea		47	464	1,927	4,761
Sulu	108	859	2,220	13,497	Mexico		2,982	4,624	1,927	824
British Honduras	3,792	2,980	5,279	20,716	Netherlands			1,515		12,135
British Oceania—					Dutch East Indies		96	171		1,800
Australia	5,285	5,383	246,825	470,912	Dutch Guiana		476	1,555	5,603	1,800
New Zealand	8,856	1,851	1,737	5,327	Dutch West Indies		720	2,590	4,622	15,111
New Zealand, N.Z.			151,068	186,038	Nicaragua					347
New Zealand, S.Z.			37,091	962	Norway			2,235	1,191	1,193
British West Indies	3,993	32,524		1,060	Panama		12,443	2,235		300
Barbados				2,551	Paraguay					12,823
Jamaica				7,850	Peru		1,413	5,149	5,011	
Trinidad and Tobago				31,021	Portugal—					
Other	4,749	8,838	21,847	263	Portuguese Africa		18		779	1,094
Egypt and Sudan	1,665	1,954	32,575	106,420	Russia		3,427	3,907	8,385	15,544
Gibraltar			48	90	Salvador		24	24	502	3,470
Hong Kong	2,138	2,273	32,376	34,319	San Domingo				1,025	1,594
Malta	7,800	7,935	10,262	31,403	Spain		318	702	368	
Newfoundland				2,976	Sweden			618		
Argentine Republic				5,109	Switzerland					
Belgian Congo				3,914	Turkey					
Bolivia	1,660	2,153	3,914	16,177	United States		745,205	1,052,276	1,830,629	602,627
Brazil	6,096	2,666	3,448	4,834	Alaska		200	500	102	96
Chile	1,433	5,813	41,911	38,391	Hawaii		4,754	4,989	951	
China	163	1,179	1,174	26,642	Philippine Islands		4,087	5,700	17,488	10,413
Colombia	8,667	7,656	2,617	2,942	Porto Rico					79
Costa Rica	3,462	7,193	8,258	1,168	Uruguay		90	701	1,175	2,550
Cuba				393	Venezuela		1,255	907	7,968	7,707
Denmark				35	Total		1,443,201	2,572,073	2,626,835	2,610,392
Danish West Indies				3,827	RECAPITULATION.					
Greenland, Iceland, etc				12,542	British Empire		488,755	1,104,147	735,116	1,649,952
Ecuador				178,485	Foreign Countries		954,446	1,467,926	1,891,719	960,440
Egypt and Sudan				1,550	Total		1,443,201	2,572,073	2,626,835	2,610,392
France				1,550	British Empire		142,809	1,104,147	735,116	1,649,952
French Guiana				1,550	Foreign Countries		976,406	1,467,926	1,891,719	960,440

No. 20—Exports of Canadian Produce, by Articles and Countries, during Fiscal Years ended March 31, 1915-1919—*Con.*

Exported to—	1915	1916	1917	1918	1919	Exported to—	1915	1916	1917	1918	1919
United Kingdom	89,252	104,448	367,440	359,544	873,331	France—					
Bermuda	104	14	25,306	77,935	114,030	St. Pierre and Miquelon			37	12	
British Africa, South	185,420	124,465		9,778	87,192	Portuguese Africa			803,291	1,298,563	2,433
British East Indies	6,871	2,095	8,063	39,296	2,483	United States			1,214,963	1,836,118	1,887,389
British Guiana	360	758	11,308	2,228	837	Total					3,037,279
British Honduras	29				571						
British Oceania	388,014	469,951		4,133	5,842	RECAPITULATION.					
Fiji	255,403	221,121	1,518	4,133	6,510	British Empire			411,635	492,950	1,090,796
New Zealand	2,750	3,044		34,584	55,971	Foreign Countries			803,328	1,333,169	1,946,483
British West Indies											
Barbados											
Jamaica											
Trinidad and Tobago											
Newfoundland											
Argentina Republic											
Bolivia											
Brazil											
Chile											
China											
Colombia											
Costa Rica											

BOOKS, PAPER, STATIONERY, ETC.—Continued.
PAPER, ETC.—Continued.

PAPER BOARD.

PRINTING PAPER.

Exported to—	1915	1916	1917	1918	1919	Exported to—	1915	1916	1917	1918	1919
United Kingdom	89,252	104,448	367,440	359,544	873,331	United Kingdom	180,598	210,046	137,412	86,969	38,484
Bermuda	104	14	25,306	77,935	114,030	Bermuda	154	957	1,689	1,689	3,667
British Africa, South	185,420	124,465		9,778	87,192	British Africa, South	305,682	248,483	357,883	328,391	406,401
British East Indies	6,871	2,095	8,063	39,296	2,483	British East Indies	12,672	3,980	1,727	3,979	9,251
British Guiana	360	758	11,308	2,228	837	India	923	1,990	5,096	1,634	116
British Honduras	29				571	British Guiana	54				
British Oceania	388,014	469,951		4,133	5,842	British Honduras	745,946	896,315	1,106,617	1,835,207	2,081,911
Fiji	255,403	221,121	1,518	4,133	6,510	Australia	509,907	457,425	1,407	1,219	1,185
British West Indies	2,750	3,044		34,584	55,971	Fiji	667,920	638,158	667,920	638,158	862,402
Barbados						British West Indies	5,241	5,716	11,803	9,671	
Jamaica						Barbados					1,779
Trinidad and Tobago						Jamaica					816
Newfoundland						Trinidad and Tobago					7,563
Argentina Republic						Newfoundland	13,221	160,354	129,788	112,871	781,587
Bolivia						Argentina Republic			551	420	
Brazil						Bolivia			285		
Chile						Brazil	8,494	40,407	39,005	52,042	105,130
China						Chile	1,603	6,439	15,440	19,785	29,927
Colombia						China	13,489	11,910	25,419	24,549	58,484
Costa Rica						Colombia	3,026	5,044	7,421	7,421	16,717
						Costa Rica			1,199	1,192	2,833

SESSIONAL PAPER No. 10b

Cuba.....	19,794	8,881	13,031	12,749	8,055	37,469	16,508	28,835	33,885	27,598
Ecuador.....	245	1,191	1,140	295	48	455	2,118	2,879	1,048	1,048
France.....	2,040	2,040	1,130	1,130	947	947	3,887	2,148	3,887	100,676
Greece.....	2,284	531	1,322	353	533	4,457	965	4,094	3,218	3,218
Guatemala.....	127	1,094	353	10,335	10,335	226	3,291	3,291	3,291	2,448
Honduras.....	1,307	24,431	4,355	1,858	3,707	2,441	45,267	11,505	5,086	15,169
Italy.....					1,740					6,361
Japan.....					708				453	4,699
Mexico.....					26				625	111
Netherlands—										
Dutch East Indies.....	27	42	148	293	157	51	73	591	591	591
" Guiana.....	42	42	121	157	26	76	73	378	625	111
" West Indies.....										
Nicaragua.....	4,826	4,496	3,735	7,670	1,335	9,163	8,550	7,216	17,412	14,316
Panama.....	5,441	3,631	6,780	10,468	11,523	10,358	8,877	15,457	32,185	39,655
Peru.....										
Portugal—										
Portuguese Africa.....			331					825		2,022
Russia.....	415	203	955	300	586	752	367	2,104	1,047	2,886
Salvador.....	291	224	524	475	475	524	324	410	324	324
San Domingo.....	6,289,530	8,154,028	9,632,422	10,381,503	11,880,069	12,126,982	15,839,780	29,973,548	30,441,564	36,031,358
United States.....					801			1,453	2,331	1,740
Alaska.....					483					1,015
Hawaii.....	5,278	2,322	2,014	748	817	10,549	4,169	5,880	1,888	3,014
Philippine Islands.....	2,379	1,794	9,553	3,370	4,177	3,209	3,608	12,692	8,893	14,072
Porto Rico.....	10,202	12,850	7,160	1,892	1,920	1,922	23,129	16,814	6,213	7,294
Uruguay.....						19,731				
Venezuela.....										
Total.....	7,292,047	9,264,080	10,896,197	12,101,865	13,248,542	14,091,662	17,974,292	23,594,134	33,978,347	40,718,021
RECAPITULATION.....	928,202	925,972	1,022,136	998,827	1,005,970	1,822,177	1,794,123	2,291,463	2,907,347	3,413,814
British Empire.....	6,363,745	8,334,108	9,784,061	11,103,038	12,242,572	12,269,485	10,180,169	21,302,671	31,071,000	37,304,207
Foreign Countries.....										

WALL PAPER.

	Roll.	Roll.	Roll.	Roll.	Roll.	\$	\$	\$	\$	\$
United Kingdom.....			3,739	3,000			766	1,367	1,180	
Bermuda.....	1		1							
British Africa, South.....	8,253	10,231	16,595	25,006	255,791	720	374	1,905	2,352	22,030
British Guiana.....	2,250	180	9,550	32,080	32,030	2,111	15	464	1,530	2,123
British Oceania—										
Australia.....	119,142	94,327	227,328	239,514	1,255,427	10,049	7,822	22,586	26,918	122,519
Fiji.....	203,612	238,138	294,846	139,248	140					
New Zealand.....	5,136	19,149	12,865	29,845	716,784	19,702	22,455	31,218	16,131	83,106
British West Indies.....										
Barbados.....						83	365	630	1,911	
Jamaica.....					1,825					183
Trinidad and Tobago.....					26,334					1,231
Other.....	365,272	187,000	316,490	513,492	791,772	14,130	6,961	19,532	34,760	62,421
Newfoundland.....	2,856	130,440	109,776	16,617	10,589	191	9,865	6,109	1,269	1,850
Argentine Republic.....					8,682					649
Bolivia.....					488,778					40,520
Chile.....		30,854	111,402	348,606	488,778		2,462	6,758	22,267	40,520
Colombia.....				1,752	13,757				136	1,877

No. 20—Exports of Canadian Produce, by Articles and Countries, during Fiscal Years ended March 31, 1915-1919—Con.

Exported to—	1915	1916	1917	1918	1919	Exported to—	1915	1916	1917	1918	1919
France—	Roll.	Roll.	Roll.	Roll.	Roll.	France—	\$	\$	\$	\$	\$
St. Pierre and Miquelon	140	140	140	5,182	982	St. Pierre and Miquelon	18	18	18	607	142
Italy	24,712	24,712	24,712			Italy	2,496	2,496	2,496		
Netherlands—						Netherlands—					
Dutch Guiana	45,230	4,362	498		300	Dutch Guiana	3,810	312	23		21
Panama	45,230	4,362	498		2,050	Panama	3,810	312	23		219
Paraguay	7,208	6,418	920	37,102	117,626	Paraguay	634	310	53		8,940
Peru	24,936	12,867	31,671	15,422	134,084	Peru	1,291	1,291	3,295	2,986	2,245
United States	24,936	4,946	1,968	5,650	412	United States	2,485	612	200	506	108
Uruguay						Uruguay					
Total	783,895	764,243	1,187,588	1,495,326	3,859,108	Total	53,916	54,050	98,372	113,695	360,567
RECAPITULATION:											
British Empire	703,665	554,356	881,485	974,985	3,081,578	British Empire	45,795	39,258	77,794	83,785	293,763
Foreign Countries	80,230	209,887	306,103	430,331	777,530	Foreign Countries	7,121	14,792	20,578	29,910	66,804

BOOKS, PAPER, STATIONERY, ETC.—Continued.
PAPER, ETC.—Continued.

WALL PAPER—Concluded

WRAPPING PAPER.

United Kingdom	Lb.	Lb.	Lb.	Lb.	Lb.	United Kingdom	\$	\$	\$	\$	\$
Bermuda	102,260	3,039,200	11,462,400	6,118,900	505,900	Bermuda	2,792	91,638	432,669	232,861	30,649
British Africa, South	33,074	11,600	26,600	7,900	56,800	British Africa, South	1,193	412	1,287	611	2,768
British East Indies—	176,000	605,900	3,526,300	2,938,700	6,148,700	British East Indies—	5,280	18,574	114,816	221,634	512,377
Ceylon						Ceylon					
India			36,300		36,800	India			1,261		1,247
Straits Settlements			6,300		6,800	Straits Settlements			1,261		2,758
Other			4,200	2,200	4,500	Other			132	178	357
British Guiana	3,570	8,300	17,600	1,700	5,000	British Guiana	110	282	1,219	119	389
British Oceania—						British Oceania—					
Australia	3,813,694	3,705,900	2,446,000	6,619,400	6,438,500	Australia	112,232	111,542	80,083	399,673	173,119
Fiji		3,600	3,100	3,100	3,300	Fiji				392	491
New Zealand	60,000	306,400	564,100	720,000	861,600	New Zealand	1,900	9,339	17,725	42,303	61,751
British West Indies	85,636	120,800	425,700	116,600	700	British West Indies	3,011	4,079	16,554	9,463	73
Barbados						Barbados					
Jamaica					21,600	Jamaica					1,812
Trinidad and Tobago					49,200	Trinidad and Tobago					2,329
Other					67,300	Other					5,983
Hong Kong		73,290	73,290	2,200		Hong Kong		2,431			176
Newfoundland	54,739			28,200	91,400	Newfoundland	2,462	4,820	4,820	1,685	5,398

SESSIONAL PAPER No. 10b

Argentine Republic	40,800	15,400	2,900	3,700	2,117	841	236	297
Brazil				726,600				55,230
Chile		4,100	4,700	394,300		130	375	33,630
China				131,100				12,150
Colombia				50,000				4,442
Cuba				2,500				447
France	8,220		336,100	437,700	204		28,573	30,977
St. Pierre and Miquelon	1,500	2,100	3,400	6,603	72	102	248	349
Japan		82,400	202,800	8,283,900		9,889	16,235	751,575
Mexico			130,500					
Netherlands				7,500				
Dutch East Indies				1,900				401
Nicaragua		1,100						96
Panama		2,500		15,500		54		1,324
Peru				58,000		206		4,059
Russia				7,621,900				454,377
United States	9,200,553	1,547,800	6,502,700	1,800	279,111	87,738	418,609	134
Philippine Islands								
Uruguay		3,700		2,700		445		
Venezuela		17,300				1,400		217
Total	13,539,646	20,295,100	23,792,400	32,579,200	408,300	801,418	1,294,725	2,452,296
REGISTRATION.								
British Empire	4,328,973	18,588,700	16,588,900	11,801,900	128,883	700,463	818,982	1,102,001
Foreign Countries	9,210,673	1,676,400	7,203,500	17,777,300	279,477	100,955	475,743	1,349,095

OTHER PAPER, N.O.P.

United Kingdom	386,923	542,154	2,665	2,676	544	15,563	1,193	2,481
Bermuda	1,299	1,893	4,562	5,379				13,211
British Africa, South	953	3,319	14,988	191,743	1,500	719		6,991
British East Indies—								
India		446			85	62	324	665
Other		230			189			
British Guiana	791	379			451	172	11,181	106,104
British Oceania—			136	1,335	8			
Australia		273						20,872
Fiji		562	185	280,323				1,025
New Zealand		126	1,317	1,416	234			
British West Indies	690	3,893	27,899	165,897	429,793	101	92,518	108,583
Barbados	1,508	1,549	9,437		11			
Jamaica				1,473				
Trinidad and Tobago				1,383				
Other				7,382				
Hong Kong	13,517	8,710	127	53,728				
Newfoundland	39	400	30,483	54,728				
Argentine Republic			5,990	5,921				
Total				1,352,518	839,334	112,103	173,925	983,968
REGISTRATION.								
British Empire				406,489		53,110	91,819	717,483
Foreign Countries				432,845		58,084	81,206	266,483

No. 20—Exports of Canadian Produce, by Articles and Countries, during Fiscal Years ended March 31, 1915-1919—Con.

Exported to—	1915	1916	1917	1918	1919	Exported to—	1915	1916	1917	1918	1919
United Kingdom.....	594,453	912,354	1,038,818	738,993	1,171,810	Guatemala.....	4,457	965	4,094
Holland.....	2,556	2,293	5,295	6,952	11,874	Honduras.....	226	920	920	2,418
British Africa, East.....	373,635	292,759	533,292	659,940	1,253,603	Italy.....	1,638	23,369	5,787	66,397	33,076
" West.....	487	Japan.....	451	45,467	10,061	27,416	872,432
British East Indies—	4,457	Mexico.....	2,449	11,505	11,505	16,553	6,361
Ceylon.....	12,672	4,426	2,988	13,757	120,411	Morocco.....	90	90
India.....	197	178	832	Netherlands—	953	3,530
Straits Settlements.....	3,935	2,636	7,652	3,497	6,526	Dutch East Indies.....	51	614	614	625	21
Other.....	54	Dutch Guiana.....	75	73	38	111	111
British Guiana.....	869,119	986,961	1,218,651	2,215,914	2,963,871	Dutch West Indies.....	716	96
British Honduras.....	532,105	490,644	732,240	760,242	2,714	Nicaragua.....	8,862	7,270	1,412	20,872
British Oceania—	9,846	12,516	30,536	39,482	1,184,629	Panama.....	12,973	14,535
Australia.....	2,963,871	Paraguay.....	11,029	7,187	17,061	35,171	49,919
New Zealand.....	2,714	Peru.....
British West Indies.....	3,325	Portugal—
Bahamas.....	4,765	Portuguese Africa.....	825	2,433
Jamaica.....	19,729	Russia.....	367	2,104	1,047	7,796
Trinidad and Tobago.....	10,963	Salvador.....	536	49	2,886
Other.....	54,446	San Domingo.....	177
Egypt and Sudan.....	25	Sierra Leone.....
Hong Kong.....	303	Spain.....	16,792	46,586
Italy.....	72,337	46,734	81,605	125,546	190,922	Sweden.....	3,168
Japan.....	13,451	172,929	136,297	120,560	792,325	Switzerland.....	101
Newfoundland.....	942	United States.....	12,879,294	16,858,531	22,084,228	32,693,839	39,666,535
Argentina Republic.....	8,494	40,407	40,446	52,278	169,390	Alaska.....	50	1,494	2,341	1,015
Bolivia.....	1,603	8,901	22,198	42,052	104,077	Hawaii.....
Brazil.....	1,046	8,383	15,693	60,701	127,085	Philippine Islands.....	10,549	4,282	5,880	1,888	134
China.....	13,489	11,910	25,491	7,616	23,036	Porto Rico.....	5,269	4,020	13,256	9,399	3,014
Colombia.....	3,026	5,044	1,199	1,192	4,833	Uruguay.....	19,731	23,446	18,274	6,213	7,511
Costa Rica.....	37,400	16,506	28,835	33,885	41,186	Venezuela.....
Cuba.....	555	Total.....	15,509,582	20,039,550	26,123,215	37,865,330	49,165,795
Denmark.....	523	RECAPITULATION.....
Greenland, Iceland, etc.....	455	2,118	2,819	1,048	138,984	British Empire.....	2,470,712	2,751,749	3,651,709	4,558,672	7,007,783
Ecuador.....	6,794	18,359	10,894	89,714	1,437	Foreign Countries.....	13,038,870	17,287,801	22,471,416	33,306,658	42,158,012
France.....	157	211	442	1,366	3,218
St. Pierre and Miquelon.....	210	3,857	2,148
Germany.....
Greece.....

BOOKS, PAPER, STATIONERY, ETC.—Continued.

TOTAL PAPER.

SESSIONAL PAPER No. 10b

PHOTOGRAPHS.

United Kingdom.....	\$ 1,117	\$ 436	\$ 193	\$ 003	\$ 620	\$ 24	\$	\$	\$ 15	\$ 11
British Oceania—										
Australia.....	149	20		25	21	8,643	6,801	10,869	50	15,232
New Zealand.....	17	5	2	10	13		25			144
British West Indies.....										
Jamaica.....			50							
Long Kong.....			346	18	124					
Newfoundland.....	36									
Austria-Hungary.....	100									
Belgium.....										
China.....				108						
Cuba.....				20						
France.....	200				25	1,134	471	501	656	778
Recapitulation.....						9,003	6,826	10,969	22,187	15,412
Total.....						10,137	7,297	11,560	22,843	16,190

STATIONERY.

United Kingdom.....	\$ 15,292	\$ 17,570	\$ 8,450	\$ 5,458	\$ 39,300	\$ 311	\$ 358	\$	\$ 2,168	\$ 12,091
British Africa, South.....	149	1,189	987	3,326	90					2,078
British East Indies—										
Ceylon.....	149	287	3,043	3,084	2,434	12	44	81	122	304
British Settlements.....	301		1,448	325		506				
British Columbia.....	10		295			694				
British Honduras.....	800	1,064	1,224	2,107	2,428	545	1,032	1,867	1,875	7,433
British Oceania—										
Australia.....	1,646	2,014	4,274	27,229	37,600	55				13
New Zealand.....	3,652	4,114	11,777	14,949	27,472					8
British West Indies.....	3,764	6,367	7,419	10,530						
Barbados.....										
Bermuda.....										
Trinidad and Tobago.....										
Recapitulation.....						1,157	983	3,410	3,671	8,800
Hong Kong.....	10,683	67	192	113	1,424					2,332
Newfoundland.....	323	8,824	25,014	21,034	2,015	1,547	3,252	1,090	1,159	1,315
Argentina.....	36	426			3,278	14,736	11,974	16,713	17,199	16,359
Brazil.....					3,658	8	4	832	766	1,814
Cape Verde.....					107	860	1,062	832	766	370
Cuba.....					23,024			1,798	1,168	2,112
Denmark.....					806					
Chile.....			180		416					
China.....	431	726	2,654	658	325	63,750	74,579	108,546	128,843	218,791
Columbia.....	11		286	196	404					
Costa Rica.....		1,337	739	556						
Cuba.....		11,477	13,602	12,621	367					
Denmark.....	5,540				15,512					
Recapitulation.....										
British Empire.....						36,904	41,851	65,008	85,062	145,367
Foreign Countries.....						26,786	32,728	43,538	42,881	73,424

SESSIONAL PAPER No. 10b

BRICKS, CLAYS AND TILES.
BRICKS.

	M.	M.	M.	M.	M.	M.	M.	\$	\$	\$	\$	\$	\$
United Kingdom.....													
Bermuda.....		17						369					
Newfoundland.....	51	86	18					895		165			1,518
United States.....	1,431	971	2,057	4,343	2,803			7,301	39,291	16,539			31,713
Alaska.....				5	15				80				270
Total.....	1,482	1,074	2,075	4,351	3,160			8,506	39,371	16,704			33,501
RECAPITULATION.													
British Empire.....	51	103	18		282			1,205		165			1,518
Foreign Countries.....	1,431	971	2,057	4,351	2,878			7,301	39,371	16,539			31,983

CLAY MANUFACTURES.

	\$	\$	\$	\$	\$	\$	\$	\$	\$	\$	\$	\$	\$
United Kingdom.....	77												
British Africa, South.....		116											
British Oceania.....													
Australia.....				808	4,039								
Newfoundland.....		104		973									
France.....													
St. Pierre and Miquelon.....													
United States.....	17,319	33,707	68,430	74,465	123,278			220	34,429	973		808	4,147
Alaska.....		722		268	1,148					68,430		74,733	124,461
Total.....	17,396	34,649	69,403	75,541	128,608								

RECAPITULATION—BRICKS, CLAYS AND TILES.

	\$	\$	\$	\$	\$	\$	\$	\$	\$	\$	\$	\$	\$
United Kingdom.....	77												
Bermuda.....		309											
British Africa, South.....		116											
British Oceania.....													
Australia.....	478			808	5,557								
Newfoundland.....		1,000		1,138									
France.....													
St. Pierre and Miquelon.....													
United States.....	28,861	41,008	84,969	113,756	154,391			1,425	41,730	1,138		808	5,665
Alaska.....		722		348	1,418					84,969		114,104	136,444
Total.....	29,410	43,155	86,107	114,912	162,109								

No. 20 - Exports of Canadian Produce, by Articles and Countries, during Fiscal Years ended March 31, 1915-1919 - *Con*

Exported to—	1915	1916	1917	1918	1919	Exported to—	1915	1916	1917	1918	1919
United Kingdom	\$ 1,271	2,455	12,900	170	France—					
Bermuda	938	320	123	931	2,786	French Guiana	9				
British Africa, South	901	1,368	582	4,839	12,633	St. Pierre and Miquelon	223	367		363	1,348
British Guiana	4,364	3,500	2,325	Netherlands—					
British Oceania—						Dutch Guiana	308	80	216	102	
Australia	217	715	West Indies	411	39
New Zealand	102	7,195	3,718	11,225	1,715	Peru	209	69	361	35	
British West Indies	6,306	257	United States	38
Barbados	3,902	Total	14,471	16,071	22,060	17,820	24,520
Jamaica	738	REGULATION					
Trinidad and Tobago	1,013	British Empire	14,168	14,928	20,806	17,232	23,015
Other	9	413	65	67	Foreign Countries	303	1,143	1,254	1,588	1,485
Newfoundland						
Argentine Republic	175	9						
Brazil						

BROOMS AND WHISKS.

BRUSHES.

Exported to—	1915	1916	1917	1918	1919	Exported to—	1915	1916	1917	1918	1919
United Kingdom	\$ 587	17,673	73,433	28,118	3,833	Colombia					105
Bermuda	15	91	151	7,859	21,128	Cuba					1,179
British Africa, South	1,134	3,255	France	12	70	198	90	65
British East Indies	St. Pierre and Miquelon	37	53	4
British Settlements	Japan	10
British Guiana	180	389	1,064	3,107	3,345	Netherlands—					
British Oceania—						Dutch East Indies	66
Australia	1,437	5,162	10,930	8,538	29,716	Panama	41	53
Fiji	Peru	101	410	57	671
New Zealand	1,121	1,878	1,467	1,656	2,903	United States	358	418	197	1,011	3,215
British West Indies	471	1,283	3,582	4,805	1,737	Uruguay	1,451
Barbados	191	Total	9,560	31,472	104,980	61,592	63,489
Jamaica	5,995	REGULATION					
Trinidad and Tobago	2,179	British Empire	9,086	30,578	100,388	56,605	83,213
Other	4,775	3,188	5,807	2,300	8,860	Foreign Countries	483	804	3,598	4,987	10,275
Newfoundland	162	2,095	1,822						
Argentine Republic						
Brazil						
Chile						
China						

SESSIONAL PAPER No. 10b

CEMENT.

	\$	\$	\$	\$	\$	\$	\$	\$	\$	\$
United Kingdom.....										
Bermuda.....		25								325
British Africa, South.....	265								103	150
British East Indies—										2,890
India.....			232						7,107	24
British Oceania—		10								
Australia.....				322						
New Zealand.....				1,371						15,945
British West Indies.....	5			971						
Trinidad and Tobago.....		3,217		197						
Newfoundland.....	350		487	8,794						
Brazil.....		155								
Denmark.....										
Danish West Indies.....				675						
France—										
St. Pierre and Miquelon.....									279	
Peru.....										1,635
United States.....									1,154	2,890
Alaska.....									203	24
Total.....		1,065		5,139					2,727	16,909
RECAPITULATION.....										
British Empire.....	620								1,091	12,556
Foreign Countries.....	445								1,636	3,389

COAL, COKE, ETC.

CHARCOAL.

	\$	\$	\$	\$	\$	\$	\$	\$	\$	\$
United Kingdom.....	1,887	9								
Newfoundland.....	1,991	25,458		9,522						
United States.....			50,277	14,060						
Total.....	3,878	25,467	50,277	14,060						
RECAPITULATION.....										
British Empire.....	1,887	9								
Foreign Countries.....	1,991	25,458								9,522

CINDERS.

	\$	\$	\$	\$	\$	\$	\$	\$	\$	\$
United Kingdom.....	885	5,178	1,784	9,262	810					
United States.....			1,784	9,262						
Total.....	885	5,178	1,784	9,262	810					
RECAPITULATION.....										
British Empire.....	885	5,178								
Foreign Countries.....			1,784	9,262						810

COAL.

	Ton.	Ton.	Ton.	Ton.	Ton.	Ton.	Ton.	Ton.	Ton.	Ton.
United Kingdom.....	28,663	61,077	122,963	146,760	147,062					
British Africa, South.....	2,693	15,894	6,395	1,687	4,073					
British East Indies—										
India.....										
Straits Settlements.....										
Other.....	1,408									
British Guiana.....		4,997	15,566	15,481	5,935					
British Oceania—										
Australia.....	32,840	31,208	10,842	18,178	18,508					
New Zealand.....			2,877	174						
United Kingdom.....	96,834	210,845	48,307							
British Africa, South.....	8,092									
British East Indies—										
India.....										
Straits Settlements.....										
Other.....	4,401									
British Guiana.....		28,812								
British Oceania—										
Australia.....	125,313	115,732	43,453							
New Zealand.....			11,508							

No. 20—Exports of Canadian Produce, by Articles and Countries, during Fiscal Years ended March 31, 1915-1919—*Con.*

Exported to—	1915	1916	1917	1918	1919	Exported to—						1915	1916	1917	1918	1919	
	Ton.	Ton.	Ton.	Ton.	Ton.	COAL—Concluded						£	£	£	£	£	
British West Indies.....	401	1,559	6,046	3,474	372	British West Indies.....	1,365	9,170	37,597	30,836	2,232	Barbados.....					
Jamaica.....						Jamaica.....											
Trinidad and Tobago.....						Trinidad and Tobago.....											
Other.....	657	857	552	2,127	2,127	Other.....	1,974	3,301	3,312	3,312	24,192	Egypt and Sudan.....					
Gibraltar.....			13,772	807	807	Gibraltar.....											
Hong Kong.....			237,499	2,093	807	Hong Kong.....	510,902	775,962	905,576	12,558	7,758	Long Kong.....					
Newfoundland.....	169,560	258,578	237,499	228,661	273,224	Newfoundland.....	3,447					Argentine Republic.....					
Belgium.....	1,149					Belgium.....	1,594					Brazil.....					
Brazil.....	1,053					Brazil.....	3,159					Chile.....					
Chile.....	1,014	2,131	1,501	1,883	9,409	Chile.....	5,994	8,203	6,905	6,905	6,905	China.....					
Cuba.....	486	370	5,287	1,883	2,164	Cuba.....	1,461	1,113	18,505	9,535	12,584	Denmark.....					
Denmark.....	163		827	562	56	Denmark.....	611		7,646	5,319	600	Danish West Indies.....					
Danish West Indies.....					10	Danish West Indies.....						Greenland, Iceland, etc.....					
Greenland, Iceland, etc.....					150	Greenland, Iceland, etc.....						France.....					
France.....	4,459	21,042	62,999	11,401	3,036	France.....	13,932	69,590	272,770	68,251	18,225	Greenland, Iceland, etc.....					
French West Indies.....	12,028	12,957	4,774	6,661	7,359	French West Indies.....	36,485	39,192	18,770	36,951	44,595	Greenland, Iceland, etc.....					
St. Pierre and Miquelon.....						St. Pierre and Miquelon.....						Greece.....					
Greece.....	653	305	1,761	1,130	1,130	Greece.....	2,069	911	4,644	4,644	10,424	Italy.....					
Italy.....	4,843	2,011	2,011	19,492	9,655	Italy.....	1,579	15,597	8,018	8,018	10,424	Japan.....					
Japan.....	8,245	3,131	15,558	19,492	9,655	Japan.....	2,276	32,570	62,300	106,900	66,451	Mexico.....					
Mexico.....	451	168	2,252	20,397	1,881	Mexico.....	2,276	9,393	17,923	17,923	13,167	Netherlands.....					
Netherlands.....	92	168	2,252	20,397	1,881	Netherlands.....	2,692	630				Norway.....					
Norway.....	672			990		Norway.....	3,891					Panama.....					
Panama.....	1,031					Panama.....						Peru.....					
Peru.....	211				18,661	Peru.....	633					Portugal.....					
Portugal.....	765	16,932	5,968	7,542	2,092	Portugal.....	2,678	62,687	24,885	47,072	14,313	Russia.....					
Russia.....	243		1,039	1,550		Russia.....			6,456	13,175		San Domingo.....					
San Domingo.....	115					San Domingo.....	911					Spain.....					
Spain.....	1,180,234	1,490,582	1,309,125	1,291,384	690	Spain.....	3,330,885	4,297,035	4,176,123	6,755	7,200	Sweden.....					
Sweden.....	52,374	63,545	73,175	73,175	38,880	Sweden.....	243,231	295,169	346,940	388,559	6,111,931	United States.....					
United States.....	7,569	481	75,991	49,272	60,591	United States.....	5,257	1,804	246,877	246,877	402,046	Alaska.....					
Alaska.....						Alaska.....						Hawaii.....					
Hawaii.....						Hawaii.....						Philippine Islands.....					
Philippine Islands.....						Philippine Islands.....						Porto Rico.....					
Porto Rico.....						Porto Rico.....						Total.....	4,466,298	6,032,765	6,817,034	8,684,038	10,168,772
Total.....	1,512,487	1,971,124	1,800,185	1,962,010	1,826,639	Total.....	4,466,298	6,032,765	6,817,034	8,684,038	10,168,772	RECAPITULATION.....					
RECAPITULATION.....						RECAPITULATION.....						British Empire.....	1,102,210	1,841,210	2,315,353	2,882,489	
British Empire.....	226,282	374,170	416,512	416,458	452,498	British Empire.....	748,944	1,102,210	1,841,210	2,315,353	2,882,489	Foreign Countries.....	4,972,815	4,972,815	6,368,685	7,287,283	
Foreign Countries.....	1,276,205	1,596,954	1,483,673	1,485,552	1,374,141	Foreign Countries.....	3,717,314	4,940,546	4,972,815	6,368,685	7,287,283						

SESSIONAL PAPER No. 10b

COKE

	Ton.	Ton.	Ton.	Ton.	Ton.	Ton.	Ton.	Ton.	Ton.	\$	\$	\$	\$	\$
United Kingdom	96,834	210,854	650,234	947,884	1,069,395	1,069,395	1,069,395	1,069,395	1,069,395	13,332	69,500	272,770	68,251	32,420
British West Indies	8,092	48,397	27,151	11,801	29,258	29,258	29,258	29,258	29,258	36,495	39,192	18,770	36,951	44,595
British Africa, South														
British East Indies—														
India														
Straits Settlements	4,404									2,009	15,597	8,048		10,434
Other														
British Guiana		28,812	109,590	111,950	67,540	67,540	67,540	67,540	67,540	1,579	32,570	62,300	106,960	60,451
British Oceania—														
Australia	125,313	115,732	43,453	82,560	116,792	116,792	116,792	116,792	116,792	1,276	9,393	17,923	152,500	13,167
New Zealand			11,598	957						2,662	630		8,133	40,613
British West Indies	1,365	9,170	37,579	30,836	2,232	2,232	2,232	2,232	2,232	3,891				122,322
Jamaica										633				
Trinidad and Tobago										2,678	62,687	24,885	47,672	14,313
Other										911		6,456	13,175	
Egypt and Sudan	1,974	3,301	3,312		24,192	24,192	24,192	24,192	24,192					
Gibraltar														
Hong Kong			55,828		7,758	7,758	7,758	7,758	7,758	345			6,755	7,200
Newfoundland	512,849	776,062	905,631	12,558	1,094,008	1,094,008	1,094,008	1,094,008	1,094,008	3,604,581	4,522,785	4,408,116	5,465,617	6,337,230
Bahama	3,447									243,231	295,189	346,940	388,559	264,378
Argentine Republic	1,504									26,262	1,804		246,877	402,046
Brazil	3,150									5,257				
Chile			6,905	9,533	68,663	68,663	68,663	68,663	68,663					
Cuba	5,994	8,293	18,505	9,533	59,901	59,901	59,901	59,901	59,901					
Guatemala	1,461	1,113	7,646	5,510	12,684	12,684	12,684	12,684	12,684					
Denmark	611				600	600	600	600	600					
Danish West Indies														
Greenland, Iceland, etc.		4,723		1,050	18,225	18,225	18,225	18,225	18,225					
Favorer										4,711,839	6,259,624	7,049,114	8,873,116	10,394,282
Total														
RECAPITULATION:														
British Empire										750,831	1,192,328	1,844,305	2,315,554	2,884,750
Foreign Countries										3,961,008	5,067,296	5,204,808	6,557,562	7,509,532

RECAPITULATION—COAL, COKE, ETC.

	Ton.	Ton.	Ton.	Ton.	Ton.	Ton.	Ton.	Ton.	Ton.	\$	\$	\$	\$	\$
United Kingdom	180,831	210,854	650,234	947,884	1,069,395	1,069,395	1,069,395	1,069,395	1,069,395	13,332	69,500	272,770	68,251	32,420
British Africa, South														
British East Indies—														
India														
Straits Settlements	4,404									2,009	15,597	8,048		10,434
Other														
British Guiana		28,812	109,590	111,950	67,540	67,540	67,540	67,540	67,540	1,579	32,570	62,300	106,960	60,451
British Oceania—														
Australia	125,313	115,732	43,453	82,560	116,792	116,792	116,792	116,792	116,792	1,276	9,393	17,923	152,500	13,167
New Zealand			11,598	957						2,662	630		8,133	40,613
British West Indies	1,365	9,170	37,579	30,836	2,232	2,232	2,232	2,232	2,232	3,891				122,322
Jamaica										633				
Trinidad and Tobago										2,678	62,687	24,885	47,672	14,313
Other										911		6,456	13,175	
Egypt and Sudan	1,974	3,301	3,312		24,192	24,192	24,192	24,192	24,192					
Gibraltar														
Hong Kong			55,828		7,758	7,758	7,758	7,758	7,758	345			6,755	7,200
Newfoundland	512,849	776,062	905,631	12,558	1,094,008	1,094,008	1,094,008	1,094,008	1,094,008	3,604,581	4,522,785	4,408,116	5,465,617	6,337,230
Bahama	3,447									243,231	295,189	346,940	388,559	264,378
Argentine Republic	1,504									26,262	1,804		246,877	402,046
Brazil	3,150									5,257				
Chile			6,905	9,533	68,663	68,663	68,663	68,663	68,663					
Cuba	5,994	8,293	18,505	9,533	59,901	59,901	59,901	59,901	59,901					
Guatemala	1,461	1,113	7,646	5,510	12,684	12,684	12,684	12,684	12,684					
Denmark	611				600	600	600	600	600					
Danish West Indies														
Greenland, Iceland, etc.		4,723		1,050	18,225	18,225	18,225	18,225	18,225					
Favorer										4,711,839	6,259,624	7,049,114	8,873,116	10,394,282
Total														
RECAPITULATION:														
British Empire										750,831	1,192,328	1,844,305	2,315,554	2,884,750
Foreign Countries										3,961,008	5,067,296	5,204,808	6,557,562	7,509,532

CONTRACTORS' OUTFITS.

	Ton.	Ton.	Ton.	Ton.	Ton.	Ton.	Ton.	Ton.	Ton.	\$	\$	\$	\$	\$
United Kingdom	180,831	210,854	650,234	947,884	1,069,395	1,069,395	1,069,395	1,069,395	1,069,395	13,332	69,500	272,770	68,251	32,420
Bermuda														
British Oceania—														
New Zealand		2,224												
Newfoundland	15,904	8,733	645							15,904	10,957	645	32	1,221
United States	167,191	89,985	101,953	226,871	215,720	215,720	215,720	215,720	215,720	170,927	92,567	104,648	239,376	245,975
Alaska	3,736	2,582	2,695	12,505	2,555	2,555	2,555	2,555	2,555					
Total														
RECAPITULATION:														
British Empire										15,904	10,957	645	32	1,221
Foreign Countries										170,927	92,567	104,648	239,376	245,975

No. 20 —Exports of Canadian Produce, by Articles and Countries, during Fiscal Years ended March 31, 1915-1919—*Con.*

Exported to—	1915	1916	1917	1918	1919	Exported to—	1915	1916	1917	1918	1919
United Kingdom.....	7,667,068	5,554,400	9,538,300	3,615,000	2,841,500	United Kingdom.....	130,519	116,079	311,419	143,140	145,340
British Guiana.....					242,200	British Guiana.....					15,080
British West Indies—						British West Indies—					
Barbados.....					514,300	Barbados.....					27,350
Belgium.....	491,087					Belgium.....	9,041				
Germany.....	376,139					Germany.....	5,000				
Italy.....						Italy.....		3,000			
Japan.....		180,000				Japan.....					
Netherlands.....	605,867					Netherlands.....	13,289				
Spain.....		210,800				Spain.....		4,218			
United States.....	5,908,846	988,500		1,033,600	410,500	United States.....	111,136	16,877		21,353	8,551
Total.....	15,130,007	6,933,700	9,538,300	4,648,600	4,328,600	Total.....	269,591	140,174	311,419	163,493	203,084
RECAPITULATION.						RECAPITULATION.					
British Empire.....	7,667,068	5,554,400	9,538,300	3,615,000	3,580,000	British Empire.....	130,519	116,079	311,419	143,140	188,370
Foreign Countries.....	7,471,939	1,379,300		1,033,600	748,600	Foreign Countries.....	139,072	24,095		21,353	14,714

ACID, SULPHURIC.

Exported to—	1915	1916	1917	1918	1919	Exported to—	1915	1916	1917	1918	1919
United Kingdom.....						United Kingdom.....					
Bermuda.....						Bermuda.....					
British West Indies—						British West Indies—					
Newfoundland.....						Newfoundland.....					
France.....						France.....					
St. Pierre and Miquelon.....						St. Pierre and Miquelon.....					
United States.....						United States.....					
Total.....						Total.....					
RECAPITULATION.						RECAPITULATION.					
British Empire.....						British Empire.....					
Foreign Countries.....						Foreign Countries.....					

No. 20—Exports of Canadian Produce, by Articles and Countries, during Fiscal Years ended March 31, 1915-1919—*Con.*

Exported to—	1915	1916	1917	1918	1919	Exported to—	1915	1916	1917	1918	1919
Honduras.....	Lb.	Lb.	Lb.	Lb.	Lb.	Honduras.....	\$	\$	\$	\$	\$
Mexico.....	40,000	4,000	89,600	600	600	Mexico.....	1,200	100	15		
Netherlands—						Netherlands—					
Dutch East Indies.....	1,700	16,700	2,000	2,000	636,100	Dutch East Indies.....	66	418	50	92,106	
Panama.....	20,300	110,000	88,000	1,400		Panama.....	621	600	20	2,419	110
Peru.....	22,000					Peru.....			2,750		
Portugal—						Portugal—					
Portuguese Africa.....	200,290	481,200	3,000	297,000		Portuguese Africa.....	6,006	12,029	75	17,017	
San Domingo.....	157,000					San Domingo.....	4,710	4,710			
United States.....	23,531,577	90,189,100	132,416,400	131,227,100	94,771,000	United States.....	731,416	3,810,185	3,810,292	3,418,172	3,685,439
Alaska.....					5,000	Alaska.....		900	902		303
Uruguay.....	50,600	33,000	38,500			Uruguay.....	1,515	900	902		
Venezuela.....	82,880	165,000				Venezuela.....	2,509	4,952			
Total.....	36,342,719	112,074,900	155,178,800	151,439,000	118,376,200	Total.....	1,117,118	3,485,670	4,370,564	1,058,121	4,720,783
RECAPITULATION						RECAPITULATION					
British Empire.....	10,912,462	19,405,300	20,224,000	16,720,400	20,308,800	British Empire.....	328,423	574,101	506,977	483,880	789,535
Foreign Countries.....	25,430,257	93,569,600	131,954,800	137,719,300	98,067,400	Foreign Countries.....	788,695	3,911,569	3,872,587	3,574,241	3,931,248

CASEIN.

Exported to—	1915	1916	1917	1918	1919	Exported to—	1915	1916	1917	1918	1919
United Kingdom.....	Lb.	Lb.	Lb.	Lb.	Lb.	United Kingdom.....	\$	\$	\$	\$	\$
United States.....	230,045	50,561	50,588	16,200	9,110	United States.....	13,923	3,282	5,106	2,631	1,936
Total.....	230,045	50,561	50,588	16,200	9,110	Total.....	13,923	3,282	5,106	2,631	1,936
RECAPITULATION:						RECAPITULATION:					
British Empire.....	230,045	50,561	50,588	16,200	9,110	British Empire.....	13,923	3,282	5,106	2,631	1,936
Foreign Countries.....						Foreign Countries.....					

COBALT OXIDES AND COBALT SALTS.

Exported to—	1915	1916	1917	1918	1919	Exported to—	1915	1916	1917	1918	1919
United Kingdom.....	Lb.	Lb.	Lb.	Lb.	Lb.	United Kingdom.....	\$	\$	\$	\$	\$
Argentina Republic.....					172,948	Argentina Republic.....					270,204
China.....					221	China.....					375
France.....					6,000	France.....					10,100
Japan.....					154,061	Japan.....					16,765
Total.....					333,230	Total.....					12,791

SESSIONAL PAPER No. 10b

United States.....	314,249	307,073	United States.....	340,205	381,058
Total.....	520,615	640,303	Total.....	648,965	908,659
RECAPITULATION.			RECAPITULATION.		
British Empire.....	185,571	172,948	British Empire.....	270,204	249,523
Foreign Countries.....	335,044	467,355	Foreign Countries.....	378,761	659,136

CYANAMID.

United Kingdom.....	Cwt.	Cwt.	United Kingdom.....	\$	\$
United States.....	927,749	1,037,569	United States.....	2,349,991	2,857,446
Total.....	927,749	1,037,569	Total.....	2,349,991	2,857,446
RECAPITULATION.			RECAPITULATION.		
British Empire.....	927,749	1,037,569	British Empire.....	2,344,991	2,857,446
Foreign Countries.....			Foreign Countries.....		

DYE STUFFS.

United Kingdom.....	\$	\$	United Kingdom.....	\$	\$
Newfoundland.....	3,125	1,638	Newfoundland.....	7,109	
France—		5,054	France—		
St. Pierre and Miquelon.....		4,178	St. Pierre and Miquelon.....		
Russia.....		10	Russia.....		
United States.....	21,609	17,218	United States.....	3,125	4,100
Total.....	24,734	26,724	Total.....	21,609	22,624
RECAPITULATION.			RECAPITULATION.		
British Empire.....			British Empire.....		
Foreign Countries.....			Foreign Countries.....		

EXTRACT OF HEMLOCK BARK.

United Kingdom.....	Barrel.	Barrel.	United Kingdom.....	\$	\$
Newfoundland.....	2,371	4,810	Newfoundland.....	28,512	58,170
France.....	55	586	France.....	660	720
United States.....	61	586	United States.....	732	6,787
Total.....	2,550	5,486	Total.....	218	300
RECAPITULATION.			RECAPITULATION.		
British Empire.....	2,487	5,486	British Empire.....	29,904	65,677
Foreign Countries.....	63		Foreign Countries.....	908	300

No. 20—EXPORTS of Canadian Produce, by Articles and Countries, during Fiscal Years ended March 31, 1915-1919—*Con.*

Exported to—	1915	1916	1917	1918	1919	Exported to—	1915	1916	1917	1918	1919
United Kingdom.....	Lb. 10,000	Lb. 40,000	Lb. 10,000	Lb. 9,031	Lb.	United Kingdom.....	\$ 4,750	\$ 20,000	\$ 6,000	\$ 5,419	\$
British Oceania—						British Oceania—					
Australia.....	5,823	64,620	2,250	50,644	42,216	Australia.....	3,278	42,216	1,704	34,145	39,145
United States.....	1,852,049	1,719,429	4,072,570	2,090,871	759,817	United States.....	913,776	954,887	2,346,383	1,777,109	1,777,109
Total.....	1,597,872	1,824,049	4,084,820	2,740,546	759,817	Total.....	921,884	1,017,103	2,355,987	1,806,673	699,333
RECAPITULATION:						RECAPITULATION:					
British Empire.....	15,823	104,620	12,250	59,675	759,817	British Empire.....	8,928	62,216	7,704	39,564	39,564
Foreign Countries.....	1,852,049	1,719,429	4,072,570	2,090,871	759,817	Foreign Countries.....	813,776	954,887	2,346,283	1,777,109	1,777,109

LYE.

United Kingdom.....	\$	\$	\$	\$	\$	United States.....	\$ 109,148	\$ 51,611	\$	\$ 21	\$
Bermuda.....	6	Total.....	110,818	54,855	4,046	2,240	5,865
British Oceania—					24	RECAPITULATION:					
Australia.....	48	British Empire.....	1,670	3,244	4,046	2,198	5,827
New Zealand.....	36	Foreign Countries.....	109,148	51,611	42
British West Indies.....	St. Pierre and Miquelon.....
Trinidad and Tobago.....						
Newfoundland.....						
France.....	1,670	3,244	4,046	2,190	3,761						
St. Pierre and Miquelon.....	21						

PHOSPHORUS.

United Kingdom.....	Lb. 558,050	Lb. 604,100	Lb. 880,070	Lb. 1,106,600	Lb.	United Kingdom.....	\$ 84,458	\$ 84,500	\$ 134,948	\$ 193,655	\$
China.....	19,800	China.....	3,455
Japan.....	16,500	Japan.....	2,887
United States.....	United States.....
Total.....	558,050	604,100	880,070	1,142,900	Total.....	84,458	84,500	134,948	200,007
RECAPITULATION:						RECAPITULATION:					
British Empire.....	558,050	604,100	880,070	1,106,600	British Empire.....	84,458	84,500	134,948	193,655
Foreign Countries.....	36,300	Foreign Countries.....	6,352

SESSIONAL PAPER No. 106

SENEGGA ROOT.

	Lb.	\$	Lb.	\$	Lb.	\$	Lb.	\$	Lb.	\$	Lb.	\$
United Kingdom.....	4,540	202,622	418,608	981,623	1,832,457	27,212	2,510	1,284	2,306	25,175		
British Oceania—												
Australia.....	2,107	1,187	2,247	4,075	8,569	1,982	1,054	746	400	1,088		
New Zealand.....	14,150	3,354	4,307	12,867	3,507	1,041	250			866		
Germany.....	4,829	11,308	9,200	20,550	8,205	8,205	3,948			17,382		
Japan.....	348,217	491,481	184,295	294,003	289,363	157,177	148,231	90,915	5,948	236,764		
United States.....	373,843	510,489	184,295	216,651	340,148	171,310	154,443	90,915	141,233	281,875		
Total.....												
RECAPITULATION.												
British Empire.....	6,647	7,700	3,748	3,748	30,235	3,564	2,280	2,706		27,729		
Foreign Countries.....	367,196	502,789	184,295	213,293	309,913	197,755	152,163	90,915	138,527	234,146		

OTHER DRUGS, DYES, CHEMICALS AND MEDICINES.

	Lb.	\$	Lb.	\$	Lb.	\$	Lb.	\$	Lb.	\$	Lb.	\$
United Kingdom.....	241,190	202,622	418,608	981,623	1,832,457	27,212	2,510	1,284	2,306	25,175		
Bermuda.....	1,187	1,187	2,247	4,075	8,569	1,982	1,054	746	400	1,088		
British Africa, South.....	12,910	3,354	4,307	12,867	3,507	1,041	250			866		
" West.....	96	114	114	114	114							
British East Indies—												
India.....	24,957	228	74	74	55,942	55,942	180	3	54,695	30,566		
Straits Settlements.....	649	14,740	10,379	20,926	17,646	704	3	3	209,470	22,061		
British Guiana.....	5	17	17	17	17,646	17,646	21	1,600	40,640	441,715		
British Honduras.....	5,825	13,648	25,394	52,173	69,745	69,745	84	620	113	572		
British Oceania—												
Australia.....	489	3,463	12,818	5,636	8,978	8,978	5	23	51	47		
New Zealand.....	6,309	35,921	101,098	43,494	43,494	20	20	110	358	586		
British West Indies.....												
Barbados.....												
Jamaica.....												
Trinidad and Tobago.....												
Other.....												
Egypt and Sudan.....	48	214	407	13	354	48	48	512	135	170		
Hong Kong.....	71,800	75,562	74,056	107,423	137,568	788	788	34	34	60		
Newfoundland.....	1,198	837	290	290	290	250	250	382,402	527,723	1,689,572		
Argentine Republic.....												
Belgium.....												
Bolivia.....												
Brazil.....												
Chile.....	560	181	40	196	67	6	6	459,923	222	141		
China.....	153	1,916	4,076	261	375	375	375	1,689,572	3,325,987	3,325,987		
Colombia.....	179	37	37	5,890	53	53	53	462	9	44		
Costa Rica.....	95	243	243	1,004	2,911	2,911	2,911	50	49	250		
Cuba.....	355	747	696	483	854	854	854	132	571	239		
Denmark.....												
Danish West Indies.....												
Greenland, Iceland, etc.....												
Ecuador.....	302	261	85	18	408	408	408	365,465	649,812	1,229,17		
France.....	2,669	24,812	70,323	132,733	31,898	31,898	31,898	870,895	1,173,538	2,334,916		
French West Indies.....												
St. Pierre and Miquelon.....	341	583	335	838	1,600	1,600	1,600	351,697	649,812	1,229,17		
Total.....												
RECAPITULATION.												
British Empire.....	6,647	7,700	3,748	3,748	30,235	3,564	2,280	2,706		27,729		
Foreign Countries.....	367,196	502,789	184,295	213,293	309,913	197,755	152,163	90,915	138,527	234,146		

No. 20—Exports of Canadian Produce, by Articles and Countries, during Fiscal Years ended March 31, 1915-1919—Con.

Exported to—	1915	1916	1917	1918	1919	Exported to—	1915	1916	1917	1918	1919
United Kingdom	491,499	816,979	1,214,662	1,982,533	2,839,621	Guatemala					\$ 130
Bermuda	1,187	1,877	2,217	1,079	8,575	Haiti					12
British Africa, South	211,624	181,347	141,517	108,376	128,422	Honduras	76	54,095	209,479	30,566	10
British Africa, West	36		114	221		Italy	2,553	6,335	150	43,087	6,163
British East Indies—						Japan					313,063
India	24,957	1,845	459		55,942	Korea					365
Straits Settlements					1,106	Mexico	1,200	1,600	42,880	30	323,586
British Guiana	1,254	15,520	11,829	125,116	282,782	Netherlands	13,280				
British Honduras	5	17			21	Dutch East Indies	84	629	113	50	102,106
British Oceania—						“	5	23	110	47	1,363
Australia	109,367	232,520	108,021	101,981	109,512	Nicaragua	20				
British New Zealand	27,681	17,878	42,923	19,016	46,311	Norway	710	4,528	886	2,399	1,468
British West Indies	9,306	39,287	104,900	303,702	573,538	Panama		630	2,803	2,119	440
Barbados					27,923	Portugal—					
Jamaica					31,073	Portuguese Africa	40	6,006	374,091	3,107	25,426
Trinidad and Tobago					14,838	Russia		256,412			
Gulf					1,350	Sweden					
Egypt and Sudan	48	214	497	13	1,350	Switzerland					56
Hong Kong	77,692	91,295	92,873	47	31,073	United States	2,482,113	4,590,901	6,722,426	10,342,268	11,340,511
Newfoundland	29,231	31,824	24,434	5,568	14,838	Alaska	6				360
Argentina	10,230				1,350	Hawaii					340
Belgium					1,350	Philippine Islands					298,858
Bolivia					106	Porto Rico					9
Brazil	10,937	13,014	7,613	721	2,091	Uruguay	1,518	1,040	1,011	11,200	
Canada	23,036	34,421	14,076	6,891	70,954	Venezuela	3,343	5,084	1,450	239	
Chile	153	1,045	518	3,355	13,011	Total	3,543,701	6,449,145	9,218,415	14,297,069	
Colombia	290	540	225	483	1,225	“					
Cuba	95	105	225	483	51,782	AGRICULTURE					
Cuba Riea	355	747	1,106	2,778	51,782	British Empire	955,156	1,398,832	1,719,972	2,765,292	
Dominik—					117	Foreign Countries	2,588,545	5,050,313	7,498,443	11,442,317	
Greenland, Iceland, etc		131	465	95	117						1,300,142
France	392	261	85	498	17						12,752,932
France	3,329	24,812	79,817	200,023	31,868						
Germany	368	625	332	870	38,947						
St Pierre and Miquelon	14,498	3,300			1,648						
Greece					9,090						

SESSIONAL PAPER No. 10b

FOODSTUFFS.
BAKING POWDERS.

	Lb.	Lb.	Lb.	Lb.	Lb.	Lb.	\$	\$	\$	\$	\$		
United Kingdom.....	30			100			9,241		3			1,480	
Bermuda.....						680					155		
British Africa, South.....							80					70	
British East Indies.....							128					27	
British Settlements.....							108			5	11	39	
British Guiana.....				100									
British West Indies.....													
Barbados.....													
Jamaica.....							4,544					931	
Trinidad and Tobago.....						260						68	
Other.....							252,364					41,191	
Newfoundland.....	84,672	118,318	208,155			352,928			13,076		23,494	38,358	
China.....						165						63	
France.....							762		17		25	171	
St. Pierre and Miquelon.....	75	119	143			580						8	
Russia.....						30							
United States.....				750					60				
Total.....	84,777	119,239	208,498			354,188	267,682		13,096		23,537	38,606	44,048
RECAPITULATION.													
British Empire.....	84,702	118,340	208,355			353,698	266,725		13,070		23,512	38,513	43,808
Foreign Countries.....	75	899	143			580	957		17		25	93	242

BREADSTUFFS.
GRAIN.
Barley.

	Bush.	Bush.	Bush.	Bush.	Bush.	Bush.	Bush.	\$	\$	\$	\$	\$	
United Kingdom.....	4,388,577	4,915,517	9,056,229			5,753,243	2,260,395		2,520,084		7,290,986	6,821,540	3,394,384
Bermuda.....	14	76	27			8	12		17		63	23	42
British Africa, South.....							52						90
British Guiana.....							15						68
British Oceania.....							2						3
Australia.....	81	20	10				29		71		39		62
British West Indies.....													
Newfoundland.....	126,815	13	2						71,755		17		
France.....							961,112						1,419,698
St. Pierre and Miquelon.....						9	5					39	14
Germany.....	180,387						85,976		107,389				151,318
Netherlands.....	514,670	646,174	124,523				32,519		339,579		319,403		40,648
Norway.....													40,648
Sweden.....													283,453
United States.....	366,101	366,573	500,536			1,093,550	165,380		203,118		376,965	1,380,922	
Total.....	5,576,646	5,928,373	9,681,327			6,846,790	3,505,497		3,262,025		7,799,311	8,202,524	5,289,790
RECAPITULATION.													
British Empire.....	4,388,673	4,915,626	9,056,298			5,753,251	2,260,505		2,520,174		7,290,192	6,821,563	3,394,649
Foreign Countries.....	1,187,973	1,012,747	625,029			1,093,539	1,244,992		741,851		509,619	1,380,961	1,895,131

No. 20—Exports of Canadian Produce, by Articles and Countries, during Fiscal Years ended March 31, 1915-1919—Con.

Exported to—	1915	1916	1917	1918	1919	Exported to—	1915	1916	1917	1918	1919
FOODSTUFFS—Continued.											
BREADSTUFFS—Continued											
GRAIN—Continued											
Beans.											
United Kingdom.....	Bush. 530	Bush. 510	Bush. 17	Bush. 69	Bush. 190	United Kingdom.....	\$ 1,030	\$ 1,072	\$ 150	\$ 270	\$ 617
Bermuda.....	188	245	97	53	198	Bermuda.....	523	651	473	435	1,261
British Guiana.....	68	62	8	4	14	British Guiana.....	159	216	36	29	87
British West Indies.....					2	British West Indies.....					21
Barbados.....						Barbados.....					
Jamaica.....						Jamaica.....					
Trinidad and Tobago.....						Trinidad and Tobago.....					
Other.....					20	Other.....					132
Newfoundland.....	1,130	1,749	395	110	39	Newfoundland.....	2,581	6,063	1,997	892	293
Belgium.....	11,272		3		6	Belgium.....	27,913		6		
China.....	899	408				China.....	2,560	1,015			51
Cuba.....						Cuba.....					
Denmark—						Denmark—					
Danish West Indies.....	11	22	16	5		Danish West Indies.....	32	53	45		
Greenland, Iceland, etc.....	1,496		6	309	33	Greenland, Iceland, etc.....	3,812		48	108	
France.....	38	58	150	48		France.....	95	196	530	398	221
St. Pierre and Miquelon.....	632	3,590				St. Pierre and Miquelon.....	2,000	10,650	50,581	101,692	222,197
Netherlands.....	12,526	3,855	9,456	13,522	57,637	Netherlands.....	32,773	14,013			9
United States.....					1	United States.....					
Alaska.....						Alaska.....					
Total.....	28,661	10,439	10,148	14,103	58,040	Total.....	73,508	34,472	53,866	105,570	223,186
RECAPITULATION.											
British Empire.....	1,916	2,566	517	227	373	British Empire.....	4,293	8,545	2,656	1,626	2,411
Foreign Countries.....	26,745	7,873	9,631	13,876	57,676	Foreign Countries.....	69,215	25,927	51,210	103,944	222,772
Barley.											
United Kingdom.....	Bush. 25,369	Bush. 83,739	Bush. 10,012	Bush. 69	Bush. 190	United Kingdom.....	\$ 176,815	\$ 65,395	\$ 12,634	\$	\$
Newfoundland.....	2,569	190				Newfoundland.....	1,975				
Denmark.....		1,000				Denmark.....		1,000			
France.....	83,269	25,623				France.....		66,108	21,779		
Netherlands.....	115,531	321,380	162,353	162,124	391,962	Netherlands.....	93,696	250,692	171,626	216,488	632,085
United States.....						United States.....					
Total.....	343,349	489,375	198,598	162,124	391,962	Total.....	272,516	383,415	206,039	216,488	632,085

SESSIONAL PAPER No. 10b

RECAPITULATION.		RECAPITULATION.		RECAPITULATION.		RECAPITULATION.		RECAPITULATION.	
British Empire.....	Foreign Countries.....	British Empire.....	Foreign Countries.....	British Empire.....	Foreign Countries.....	British Empire.....	Foreign Countries.....	British Empire.....	Foreign Countries.....
225,309	83,929	10,042	162,124	391,962	176,845	65,615	12,634	12,634	632,085
118,040	405,649	188,556			93,671	317,800	193,405	216,488	
Corn.									
Bush.	Bush.	Bush.	Bush.	Bush.	Bush.	Bush.	Bush.	Bush.	Bush.
139,511	93,200	1,828,974	93,200	8	106,845	1,549,752	42	186,400	20
5,640	36	33		8	3,541			43	
3,376	13	12		4	1,911	6	12	27	9
1,041	1,134	1,101		10	1,186	747	1,536	1,589	26
157,512	2,322	2,508		134	91,162	2,514	3,295	4,290	335
69,068	30,810	24,314		1,777	497	27,639	23,160	7,382	4,329
	33,943	101,535		7,333	50,945	30,906	1,577,797	200,351	9,546
376,663				9,266	256,090				14,265
RECAPITULATION.									
149,548	811	1,830,420	94,383	156	113,486	753	1,531,342	188,109	390
227,005	33,132	26,822	7,152	9,110	142,604	30,153	26,455	12,242	13,875
British Empire.....									
Foreign Countries.....									

RECAPITULATION.		RECAPITULATION.		RECAPITULATION.		RECAPITULATION.		RECAPITULATION.	
United Kingdom.....	Foreign Countries.....	United Kingdom.....	Foreign Countries.....	United Kingdom.....	Foreign Countries.....	United Kingdom.....	Foreign Countries.....	United Kingdom.....	Foreign Countries.....
8,537,236	17,507,470	52,307,798	32,157,164	8,437,888	4,067,540	8,606,102	26,510,014	22,218,299	7,390,011
63,733	42,715	110,653	86,777	149,010	44,570	21,645	67,493	69,963	147,182
38,113	106,079	107,210	90,032	96,810	22,456	59,735	67,018	72,813	89,646
29				3	19				5
369,905	388,894	319,315	335,086		209,214	297,713	181,296	271,608	
RECAPITULATION.									
416,168	336,282	419,455	293,205		221,299	195,939	264,669	259,370	
110,261					51,295				
203,889					95,693				
4,072,633	6,905,097	8,177,588	14,303,704		2,656,608	4,907,108	4,529,729	9,833,045	4,883,819
2,116	2,906	1,298	1,540		931	1,146	872,040	1,473	2,222
	3,764	1,616,593	569,942			1,543	872,040	398,329	1,040,105
									140
61,605	8,125	1,786			25,534	8,189	715		
RECAPITULATION.									
110,261					190,302				
203,889									
4,072,633	6,905,097	8,177,588	14,303,704		2,656,608	4,907,108	4,529,729	9,833,045	4,883,819
2,116	2,906	1,298	1,540		931	1,146	872,040	1,473	2,222
	3,764	1,616,593	569,942			1,543	872,040	398,329	1,040,105
									140
61,605	8,125	1,786			25,534	8,189	715		
RECAPITULATION.									
110,261					190,302				
203,889									
4,072,633	6,905,097	8,177,588	14,303,704		2,656,608	4,907,108	4,529,729	9,833,045	4,883,819
2,116	2,906	1,298	1,540		931	1,146	872,040	1,473	2,222
	3,764	1,616,593	569,942			1,543	872,040	398,329	1,040,105
									140
61,605	8,125	1,786			25,534	8,189	715		
RECAPITULATION.									
110,261					190,302				
203,889									
4,072,633	6,905,097	8,177,588	14,303,704		2,656,608	4,907,108	4,529,729	9,833,045	4,883,819
2,116	2,906	1,298	1,540		931	1,146	872,040	1,473	2,222
	3,764	1,616,593	569,942			1,543	872,040	398,329	1,040,105
									140
61,605	8,125	1,786			25,534	8,189	715		
RECAPITULATION.									
110,261					190,302				
203,889									
4,072,633	6,905,097	8,177,588	14,303,704		2,656,608	4,907,108	4,529,729	9,833,045	4,883,819
2,116	2,906	1,298	1,540		931	1,146	872,040	1,473	2,222
	3,764	1,616,593	569,942			1,543	872,040	398,329	1,040,105
									140
61,605	8,125	1,786			25,534	8,189	715		
RECAPITULATION.									
110,261					190,302				
203,889									
4,072,633	6,905,097	8,177,588	14,303,704		2,656,608	4,907,108	4,529,729	9,833,045	4,883,819
2,116	2,906	1,298	1,540		931	1,146	872,040	1,473	2,222
	3,764	1,616,593	569,942			1,543	872,040	398,329	1,040,105
									140
61,605	8,125	1,786			25,534	8,189	715		

No. 20—Exports of Canadian Produce, by Articles and Countries, during Fiscal Years ended March 31, 1915-1919—Cont.

Exported to —	1915	1916	1917	1918	1919	Exported to —	1915	1916	1917	1918	1919
United States.....	3,825,549	1,364,479	3,298,380	7,041,104	757,889	United States.....	1,536,465	632,748	1,420,153	4,513,946	617,408
Alaska.....	1,223	571	211	228	Alaska.....	783	981	292	467
Philippine Islands.....	83,634	Philippine Islands.....	18,717
Total.....	17,768,166	26,816,822	66,368,852	51,877,882	17,879,783	Total.....	8,961,126	14,637,849	33,918,479	37,644,293	15,193,527
RECAPITULATION.											
British Empire.....	9,157,234	18,471,440	53,272,746	32,962,264	9,479,392	British Empire.....	4,565,098	9,091,134	27,094,861	22,892,033	8,342,974
Foreign Countries.....	8,312,932	8,344,882	13,096,086	21,915,618	8,400,391	Foreign Countries.....	4,396,028	5,546,715	6,823,618	14,752,260	6,850,553

FOODSTUFFS—Continued.
BREADSTUFFS—Continued.
GRAIN—Continued
Oats—Concluded.

Exported to —	1915	1916	1917	1918	1919	Exported to —	1915	1916	1917	1918	1919
United Kingdom.....	25,587	30,233	18,891	27,625	60,813	United Kingdom.....	66,013	105,741	74,993	133,941	372,696
Bermuda.....	4	135	35	54	325	Bermuda.....	12	373	101	292	2,113
British Africa, South.....	190	736	48	47	British Africa, South.....	250	1,430	36	325
British Guyana.....	4,470	1,436	5	4	3,084	British Guyana.....	9,663	2,711	18	29	10,247
British West Indies.....	802	Barbados.....	4,798
Jamaica.....	60	Trinidad and Tobago.....	311
Other.....	7,646	9,220	8,349	3,166	3,561	Other.....	17,187	20,125	22,206	13,232	12,321
Newfoundland.....	480	1,452	Newfoundland.....	720	206	4,240
Cuba.....	1,000	70	Cuba.....	1,700
Denmark.....	14	Denmark.....	33
Danish West Indies.....	8,796	20,670	29,592	29,318	35,119	Danish West Indies.....	19,069	67,905	50,618	76,398	170,555
France.....	33	14	15	74	86	France.....	73	52	52	233	320
St. Pierre and Miquelon.....	St. Pierre and Miquelon.....	35	43
Netherlands.....	Netherlands.....
Peru.....	213,224	104,147	112,408	56,256	90	Peru.....	410
Russia.....	261,354	166,699	161,798	107,592	145,243	Russia.....	417,331	249,624	290,575	256,046	628,543
United States.....	249,223	United States.....	532,171	448,446	451,808	480,054	1,292,837
Total.....	37,807	41,760	27,331	30,849	68,695	Total.....	93,225	120,440	97,323	147,434	402,809
British Empire.....	223,547	124,939	134,407	76,653	180,538	British Empire.....	438,946	318,000	357,485	332,620	800,528
Foreign Countries.....	Foreign Countries.....

Pease, Whole.

RECAPITULATION.

RECAPITULATION.

SESSIONAL PAPER No. 106

Pease, Split.

	Bush.	Bush.	Bush.	Bush.	Bush.	Bush.	Bush.	Bush.	\$	\$	\$	\$	\$
United Kingdom.....													
Bermuda.....	18	144				980			471				4,200
British Africa, South.....	700	266			61				1,445				210
British Guiana.....	11,624	3,115	170		3,359				9,014		500		16,711
British West Indies.....	13,066	4,933	904		6				29,784		3,207		612
Barbados.....			75						15,151		282		34
Jamaica.....						635							3,233
Trinidad and Tobago.....					3								20
Other.....					117								1,740
Newfoundland.....	2,061	1,902	1,955		2,618				5,020		5,985		54,713
Belgium.....			35								90		
Denmark.....						3							
Greenland, Iceland, etc.....													
France.....	252	10	12		14				421		37		89
St. Pierre and Miquelon.....	18					77			40				
Panama.....													
Netherlands.....													
Dutch Guiana.....	13,885	11,525	37,966		26,868	157			39,483		141,287		562
United States.....						12,935					34,556		47,695
Total.....	41,624	21,895	41,117		29,611	28,845			107,677		151,308		130,157
RECAPITULATION.													
British Empire.....	27,469	10,360	3,104		2,729	16,273			67,733		9,984		81,421
Foreign Countries.....	14,155	11,535	38,013		26,882	12,572			39,944		141,414		48,736

Rye.

	Bush.	Bush.	Bush.	Bush.	Bush.	Bush.	Bush.	Bush.	\$	\$	\$	\$	\$
United Kingdom.....													
Newfoundland.....	87,252	153,883	625,585		353,930	17,999			93,291		136,017		683,120
Denmark.....	12,747	35,123	61,115		1,072	10			11,796		31,477		1,565
France.....	10,197	1,087	11,242			13,730			8,367		482		32,674
Netherlands.....	7,141	28,190	11,242			41,026			7,313		25,387		60,159
Norway.....						3,536							6,365
Serbia.....						387,070			138,855		362,654		828,289
United States.....	146,055	426,437	436,471		523,220						480,247		984,443
Total.....	263,422	644,720	1,135,416		878,222	463,380			259,622		1,293,412		1,669,128
RECAPITULATION.													
British Empire.....	87,252	153,883	625,585		353,930	18,099			93,291		136,017		683,120
Foreign Countries.....	176,140	490,837	508,831		524,292	445,371			166,331		420,000		986,008

No. 20—Exports of Canadian Produce, by Articles and Countries, during Fiscal Years ended March 31, 1915-1919—*Cont.*

Exported to—	1915	1916	1917	1918	1919	Exported to—	1915	1916	1917	1918	1919
United Kingdom.....	Bush, 64,301,292	Bush, 140,411,411	Bush, 152,043,222	Bush, 123,384,730	Bush, 37,317,648	United Kingdom.....	\$ 66,363,944	\$ 153,708,244	\$ 193,097,343	\$ 303,776,038	\$ 86,776,300
Bermuda.....	17	30	30	5	5	Bermuda.....			33		
British Africa, South.....	160,902	174,966				British Africa, South.....	161,083	195,956			
British Oceania.....	8	97,491			12	Australia.....	10	172,181			35
New Zealand.....	406,812	25			32,000	New Zealand.....	574,254	38			80,000
British West Indies.....	5				191,941	British West Indies.....	6				433,788
Jamaica.....	167,626		2,065,544		52,000	Jamaica.....	167,626	2,752,726			
Gibraltar.....	359				88	Gibraltar.....	30				
Hong Kong.....	128,270	982		18	88	Hong Kong.....	91	895			18
Newfoundland.....	984,520	174,094	203,675	1,547,408	126,092	Newfoundland.....	126,092	184,892	247,328	4,051,398	
Austria-Hungary.....	40,000				965,670	Austria-Hungary.....	965,670				
Belgium.....	838,521	2,499,046	10,620,409	1,050,842	40,400	Belgium.....	900,123	3,335,225	10,102,529	2,730,080	2,928,498
Denmark.....					1,235,369	Denmark.....					80
France.....	366,974			45		France.....	351,765	905,460			
St. Pierre and Miquelon.....						St. Pierre and Miquelon.....		4,878,362	5,655,505	542,955	2,562,184
Germany.....	5,000	197,913	4,805,240	217,185	1,039,273	Germany.....	4,853				
Greece.....	245,118	815,510	1,081,354	684,289	237,058	Greece.....	237,058	900,452	1,275,120	1,670,371	
Italy.....	18,668	81,122	110,000			Italy.....		23,520	102,604		
Japan.....		64			12	Japan.....	176,000	132,182			15
Netherlands.....	176,000	132,051	432,902			Netherlands.....		217,507	649,353		
Peru.....	4,092,026	209,125	18,209,283	23,537,501	1,392,109	Peru.....	4,223,365	8,842,441	23,736,060	53,561,585	4,203,920
Portugal.....						Portugal.....					
Russia.....						Russia.....					
Spain.....						Spain.....					
Switzerland.....						Switzerland.....					
United States.....						United States.....					
Total.....	71,913,385	157,715,469	189,613,846	150,392,037	41,898,897	Total.....	74,293,548	172,806,445	241,391,586	396,341,365	96,985,056
RECAPITULATION.											
British Empire.....	65,036,956	140,687,875	154,108,796	123,384,777	37,341,694	British Empire.....	67,267,662	154,077,314	199,450,972	303,776,086	87,290,400
Foreign Countries.....	6,876,429	17,027,594	35,505,050	27,007,260	4,557,203	Foreign Countries.....	7,026,886	18,849,131	47,944,514	62,565,479	9,694,657
TOTAL GRAIN.											
United Kingdom.....	Bush, 77,765,234	Bush, 163,195,703	Bush, 215,890,761	Bush, 161,769,981	Bush, 48,155,823	United Kingdom.....	\$ 73,394,095	\$ 165,822,557	\$ 229,865,793	\$ 333,819,578	\$ 97,943,440
Bermuda.....	90,694	43,315	110,875	86,928	139,619	Bermuda.....	48,728	23,206	68,190	70,776	150,839
British Africa, South.....	161,702	175,968	218	218	52	British Africa, South.....	163,378	198,133	595		90
British Oceania.....	40,737	109,194	108,114	90,137	100,245	British Oceania.....	52,240	68,749	70,225	73,425	106,837

No. 20—Exports of Canadian Produce, by Articles and Countries, during Fiscal Years ended March 31, 1915-1919—*Con.*

Exported to—	1915	1916	1917	1918	1919	Exported to—	1915	1916	1917	1918	1919
China						China					
Cuba	26					Cuba	65				
Denmark	550					Denmark	40				
France	400					France	170	3,796	5,033	9,495	3,077
St. Pierre and Miquelon	197					St. Pierre and Miquelon	170	452	434	647	1,031
Germany	1,222					Germany	1,117				
Netherlands	4,148					Netherlands	3,859		1,696		
Russia						Russia					1,746
United States	871,358					United States	778,826	1,602,153	1,555,644	5,191,829	1,461,021
Alaska	45					Alaska	73		486		72
Porto Rico	15					Porto Rico	33				68
Total	1,038,134					Total	946,331	1,787,398	1,812,135	5,391,130	1,592,212
RECAPITULATION:						RECAPITULATION:					
British Empire	160,214					British Empire	161,469	180,997	248,842	189,087	125,252
Foreign Countries	877,920					Foreign Countries	784,862	1,606,401	1,563,293	5,205,043	1,466,960
United Kingdom						United Kingdom					
Bermuda	48					Bermuda	226				
British West Indies	6					British West Indies	30				
Barbados						Barbados					569
Jamaica						Jamaica					
Trinidad and Tobago						Trinidad and Tobago					
Other						Other					
Newfoundland	2,126					Newfoundland	7,880	5,786	7,797		
Belgium	1					Belgium	3				
France						France					
St. Pierre and Miquelon	373					St. Pierre and Miquelon	1,395	1,514	1,103	1,374	1,944
Mexico						Mexico					27
Russia						Russia					10
United States	6					United States	25	735	179	445	22,340
Alaska						Alaska					55
Total	2,560	2,184	6,704	4,618	7,828	Total	9,549	8,043	38,298	36,003	65,281
RECAPITULATION:						RECAPITULATION:					
British Empire	2,180	1,505	6,431	4,382	4,824	British Empire	8,126	5,794	37,016	34,731	40,060
Foreign Countries	380	679	273	236	3,004	Foreign Countries	1,423	2,249	1,282	1,872	24,321

Cornmeal or Indian Meal.

SESSIONAL PAPER No. 10b

Malt

	Bush.	Bush.	Bush.	Bush.	Bush.	Bush.	Bush.	Bush.	Bush.	\$	\$	\$	\$	\$
United Kingdom.....														
British Africa, South.....														
British West Indies.....														
Trinidad and Tobago.....														
Newfoundland.....														
Argentine Republic.....														
Brazil.....														
Cuba.....														
France.....														
Guatemala.....														
Japan.....														
Switzerland.....														
United States.....														
Total.....	4,481	63,568	88,460	176,150	721,346					4,141	63,778	122,780	329,988	1,087,214
RECAPITULATION														
British Empire.....	2,881	1,653	7,518	51,141	11,328					2,605	1,740	7,688	51,621	23,385
Foreign Countries.....	1,600	61,915	80,942	125,009	709,918					1,536	62,038	115,092	278,367	1,063,829

Oatmeal.

	Barrel.	Barrel.	Barrel.	Barrel.	Barrel.	Barrel.	Barrel.	Barrel.	Barrel.	\$	\$	\$	\$	\$
United Kingdom.....														
Bermuda.....														
British Africa, South.....														
British West Indies.....														
British East Indies—														
India.....														
British Guiana.....														
British West Indies.....														
Barbados.....														
Jamaica.....														
Trinidad and Tobago.....														
Other.....														
Hong Kong.....														
Newfoundland.....														
Austria-Hungary.....														
Belgium.....														
China.....														
Denmark.....														
Greenland, Iceland, etc.....														
France.....														
St. Pierre and Miquelon.....														
Italy.....														
Russia.....														
Spain.....														
Canary Islands.....														
United States.....														
Alaska.....														
Total.....	69,329	92,913	90,992	281,333	388,531					287,844	471,298	555,315	2,220,666	4,032,567
RECAPITULATION														
British Empire.....	58,479	82,393	86,315	155,805	231,767					280,524	418,022	507,250	1,273,954	2,430,599
Foreign Countries.....	1,851	10,610	4,587	125,528	156,764					7,320	52,676	28,065	946,711	1,601,968

No. 20—Exports of Canadian Produce, by Articles and Countries, during Fiscal Years ended March 31, 1915-1919—*Cont.*

Exported to—	1915	1916	1917	1918	1919	Exported to—	1915	1916	1917	1918	1919	
FOODSTUFFS—Continued.												
BREADSTUFFS—Continued.												
GRAIN PRODUCTS—Continued.												
Rye Flour												
United Kingdom.....	Barrel.		Barrel.		Barrel.	United Kingdom.....	\$		\$		\$	
Denmark.....	236					Denmark.....					44	
Greenland, Iceland, etc.....	3			2,481	4	Greenland, Iceland, etc.....				28,466	60	
United States.....	1,667				1,667	United States.....					24,830	
Total.....	2,484		2,484		1,907	Total.....			28,510		25,283	
RECAPITULATION.												
British Empire.....	236			2,484		British Empire.....						2,395
Foreign Countries.....	1,671					Foreign Countries.....			28,510			22,890

Wheat Flour.

Exported to—	1915	1916	1917	1918	1919	Exported to—	1915	1916	1917	1918	1919
Wheat Flour.											
United Kingdom.....	Barrel.		Barrel.		Barrel.	United Kingdom.....	\$		\$		\$
Bermuda.....	3,137,146		4,039,978	6,694,131	5,254,254	Bermuda.....			26,006,600		62,875,839
British Africa, East.....	8,351		16,165	17,398	29,611	British Africa, East.....			116,749		178,512
British Africa, South.....	1,524		1,189	310		British Africa, South.....			6,662		2,339
British Africa, West.....	317,807		126,614	14,661	1,525	British Africa, West.....			761,718		108,763
British Guiana.....	2,353		290	115		British Guiana.....			1,800		1,381
British Honduras.....	85,723		142,494	91,915	125,515	British Honduras.....			923,630		1,379,048
British Oceania—					2,300	British Oceania—					924,611
Australia.....	170					Australia.....		709			
Fiji.....	2,428		3,250	51		Fiji.....		12,948			465
New Zealand.....	3,849		318,546	410,230		New Zealand.....		21,684			4,137,181
British West Indies.....	499,952					British West Indies.....		2,074,670			2,317,565
Barbados.....					71,599	Barbados.....					
Jamaica.....					139,239	Jamaica.....					
Trinidad and Tobago.....					280,213	Trinidad and Tobago.....					
Other.....					82,628	Other.....					
Egypt and Sudan.....	8,659					Egypt and Sudan.....		15,950			
Gibraltar.....	59,627				15,357	Gibraltar.....		49,302			163,398
Hong Kong.....	3,690		9,096			Hong Kong.....		121,114			43,136
Malta.....	7,476					Malta.....		17,804			
Newfoundland.....	245,340		338,877	346,014	253,632	Newfoundland.....		351,108			
								1,711,928			4,105,520
								2,490,572			2,972,091

SESSIONAL PAPER No. 10b

Argentine Republic.....	900						3,368				
Austria-Hungary.....	3,495						13,169				
Belgium.....	26,257	11,235	3,320	4,437	57,297		64,336	14,467	32,394	627,549	
Brazil.....	2,643						2,851				
China.....	2,351	37	3,458		2		9,071		21,167	25	
Cuba.....	61,400						270,434				
Denmark.....	485	5	1,320				2,436	28	7,242		
Danish West Indies.....	376			5			1,518			50	
Greenland, Iceland, etc.....	800	1,200			4		3,622	9,010			
Ecuador.....	3,668						17,016				
Egypt and Sudan.....	77,331	1,002,873	1,748,245	1,795,668	2,671,975		412,198	5,479,412	16,514,710	29,361,588	
France.....	77,331	13					345				
French Africa.....	485	15					180				
Guiana.....	2,294	8,071	3,323	50	600		10,175	39,147	68,310	6,688	
St. Pierre and Miquelon.....	1,027	1,345	2,994	3,436	243		5,976	10,255	38,903	2,776	
Germany.....	3,709				3,391		15,046			40,629	
Greece.....	16,107						82,124				
Haiti.....	16,107	50	311				1,367				
Honduras.....	48						290	264	1,816		
Italy.....	2,660	291,120	42,471		77,319		27,762	12,329	1,576,636	438,201	
Japan.....	7,495	218	300				63	905	1,700	841,411	
Liberia.....	14						450			376	
Mexico.....	100				35		406,342	13,819	184,628		
Netherlands.....	86,351	2,609	3,538	53,012			406,342	184,628	607,831		
Dutch East Indies.....		34,056	606				249	22,825	3,487		
Guiana.....	42	943	20	300	50		5,772	4,833	9,102	2,464	
West Indies.....	1,290	935	1,625	75			808,941	5,883	9,883	870	
Norway.....	188,066	78,410	130,796	10,270			10,273	428,319	890,466	93,926	
Panama.....	2,125	250									
Portugal.....											
Portuguese Africa.....	13,718	6,248	477				70,155	37,207	3,462	1,373,384	
Russia.....	5,689				129,949		26,356				
San Domingo.....	600	445	2,646	2,844			2,559	2,331	17,201	24,977	
Spain.....											
Canary Islands.....	3,311						15,430				
Sweden.....	4,849						21,312				
Turkey.....	350						1,630				
United States.....	52,429	251,220	184,841	518,632	8,800		232,967	1,259,808	1,267,933	99,794	
Alaska.....	25	25		65	1		350			20	
Porto Rico.....	6,861	11,374	29,553	9,085			232	56,885	193,322	75,321	
Venezuela.....							29,233				
Total.....	4,952,337	6,400,214	7,425,723	9,931,148	9,205,439		24,610,946	35,767,044	47,473,474	95,806,492	99,931,679
RECAPITULATION.											
British Empire.....	4,375,979	4,985,977	5,017,230	7,484,825	6,255,804		21,956,636	28,145,932	32,691,918	72,343,968	67,576,825
Foreign Countries.....	576,358	1,414,237	2,408,493	2,446,323	2,949,635		2,654,310	7,621,112	14,781,556	23,502,524	32,354,854

SESSIONAL PAPER No. 10b

Belgium	132,823	94,336	14,470	32,394	627,549	Switzerland	19,073		
Brazil	2,551	11,865	11,865			Turkey			
China	10,722	218			375	United States	2,831,027	10,937,204	1,758,718
Cuba	9,136	54,038	91,453	203,805	903,022	Alaska	486	1,749	88
Denmark	270,943	25	7,242		110	Porto Rico	56,885	75,321	
Danish West Indies	2,436					Venezuela	38,099,697	103,908,100	
Greenland, Iceland, etc.	1,518	9,010				Total	49,993,098	73,943,419	70,214,272
Ecuador	3,622	10,733,921	17,335,976	31,392,562	6,688	RECAPITULATION			
Egypt and Sudan	17,016	5,483,208		550		British Empire	33,502,805	29,964,771	37,144,913
France	412,608	180				Foreign Countries	16,490,203		
French Africa	75								
Guiana	345								

BREADSTUFFS, OTHER THAN GRAIN AND GRAIN PRODUCTS
Biscuits and Bread.

	Cwt	Cwt	Cwt	Cwt	Cwt	\$	\$	\$	\$	\$
United Kingdom	578	1,631	335	41,331	33,739	4,430	14,016	2,452	442,941	440,388
Bermuda	600	356	1,79	757	1,625	4,900	7,820	13,274	10,009	27,862
British Africa, South		37	74	137			430	787		1,471
British East Indies—										
Ceylon										
India										
Straits Settlements				1	775				3	10,463
Other					409			2,034	6,117	8,332
British Guiana	68	176	147	400		753	2,656			
British Oceania—										
Australia	86			10	380				101	
New Zealand	60		31	53	962			273	478	
British West Indies	382	961	414	834		4,142	9,046	5,834	14,715	
Barbados					232					
Jamaica					311					
Trinidad and Tobago					756					
Other				10	13				306	
Hong Kong	137	257	315	551	180			6,413	7,993	8,364
Newfoundland	782									
Belgium				19	21			112	477	543
China			11	47				140	582	1,565
Cuba			20	26						5,142
Denmark				550						9,21
Greenland, Iceland, etc.					1					
France	30	170	95	2,369	35,010		470	857	38,173	735,100
St. Pierre and Miquelon				184	456		1,064		2,106	7,106
Japan					35					4,430
Mexico					7					111
Netherlands										
Dutch Guiana		1,445	0	42	35		7,227	141	826	858
Panama				53					1,163	1,372
Russia				690						11,981
United States	370	236	395	1,266	2,054		2,035	2,859	11,948	231,999
Alaska	25	21	36	14	11		319	408	181	297
Total	3,032	6,058	3,018	47,974	78,019	26,452	51,098	35,579	539,440	1,319,925
RECAPITULATION										
British Empire	1,825	4,111	2,455	44,001	39,041	16,608	40,553	31,082	484,034	530,218
Foreign Countries	1,207	1,941	563	3,973	39,008	9,844	11,145	4,517	55,406	789,707

No. 20—Exports of Canadian Produce, by Articles and Countries, during Fiscal Years ended March 31, 1915-1919—*Con.*

Exported to—	1915	1916	1917	1918	1919	Exported to—	1915	1916	1917	1918	1919
FOODSTUFFS—Continued.											
BREADSTUFFS—Concluded.											
BREADSTUFFS, OTHER THAN GRAIN AND GRAIN PRODUCTS—Concluded.											
<i>Cereal Foods, Prepared.</i>											
United Kingdom	1,471,907	1,746,361	1,420,457	915,709	3,678,132	St. Pierre and Miquelon			176	161	
Bermuda	24,617	18,035	8,250	2,332	8,290	Germany	116				263
British West Indies	114,091	75,591	40,115			Italy	130				
British East Indies—	255					Japan	91				
Straits Settlements			90			Mexico	38,968				
British Guiana	3,559	3,515	8,612	3,183	7,010	Netherlands		11,430			
British Oceania—						Dutch East Indies			42		
Australia	42,824	31,186	21,451	26,700	8,900	Norway	57	1,691			
Fiji		85	34			Portugal	45,786	180			
New Zealand	6,743	1,067	3,047	822	1,901	Russia	73				
Other			34			Russia	2,042				
British West Indies	24,141	12,820	19,252	1,772		Spain			180		356
Bermuda						Sweden	283				
Barbados						United States	26,560				
Jamaica						Alaska	24,559	28,095	60,113	373,745	211,589
Trinidad and Tobago						Alaska					110
Other						Philippine Islands					
Hong Kong	53	40	20	16	2,516	United States					
Newfoundland	23,820	18,021	15,059	49,225	4,013	Alaska					
Belgium	11,545				8,616	Porto Rico					
Chile					135	Venezuela					
China					398,825	Total	1,970,402	1,950,706	1,645,460	1,496,381	4,247,249
Cuba			15	406	297	RECAPITULATION.					
Denmark	71,252		192	58	110	British Empire	1,714,983	1,907,331	1,566,421	1,092,759	4,027,791
Greenland, Iceland, etc.	27,287					Foreign Countries	255,419	43,375	79,039	493,622	219,458
Ecuador		1,235			6,581						
France	6,084	253	16,446	919,090							

Rice.

Exported to—	1915	1916	1917	1918	1919	Exported to—	1915	1916	1917	1918	1919
United Kingdom						United Kingdom					
Bermuda						Bermuda					
British West Indies						British West Indies					
Barbados						Barbados					
Jamaica						Jamaica					
Trinidad and Tobago						Trinidad and Tobago					
Other						Other					
Newfoundland						Newfoundland					
Belgium						Belgium					
Chile						Chile					
Cuba						Cuba					
Denmark						Denmark					
Greenland, Iceland, etc.						Greenland, Iceland, etc.					
France						France					
St. Pierre and Miquelon						St. Pierre and Miquelon					

SESSIONAL PAPER No. 10b

COFFEE.

United Kingdom.....	Lb.	6,000	Lb.	4,000	Lb.	2,050	Lb.	1,830	United Kingdom.....	\$	1,440	\$	1,000	\$	515	\$	572	
Bermuda.....		70		770		100		1,335	Bermuda.....		12		3,065		28		579	
British West Indies.....						10		2,335	British West Indies.....						3		2,000	
Barbados.....								920	Barbados.....								227	
Jamaica.....									Jamaica.....									
Trinidad and Tobago.....									Trinidad and Tobago.....									
Other Newfoundland.....		5,876		5,911		9,037		30	Other Newfoundland.....		1,614		1,521		2,025		2,965	
Belgium.....		5,650						10,447	Belgium.....		1,010							21
China.....								48	China.....									
Denmark.....									Denmark.....									
Greenland, Iceland, etc.....								300	Greenland, Iceland, etc.....								60	
France.....						30		2,992	France.....						10		733	
St. Pierre and Miquelon.....						184		726	St. Pierre and Miquelon.....				94		45		158	
Russia.....								360	Russia.....								410	
United States.....		90,401		366		72,691		665	United States.....		17,041		106		9,263		355	
Total.....		107,337		11,565		84,102		36,219	Total.....		21,117		3,086		11,889		5,869	
RECAPITULATION.																		
British Empire.....		11,945		10,681		11,197		15,262	British Empire.....		3,086		2,886		2,571		4,746	
Foreign Countries.....		35,451		884		72,905		20,957	Foreign Countries.....		18,051		200		9,318		5,742	

10b—48

FISH.
BAIT—CLAMS.

United Kingdom.....	Barrel	250	Barrel		Barrel		Barrel		United Kingdom.....	\$	1,750	\$		\$		\$	
Bermuda.....								3	Bermuda.....		16						38
Newfoundland.....		2				1			Newfoundland.....								7
France.....		36		10		85		32	France.....		226		60		570		128
St. Pierre and Miquelon.....		28,860		7,970		7,633		6,136	St. Pierre and Miquelon.....		65,252		17,425		14,471		13,818
United States.....									United States.....								
Total.....		29,148		7,980		7,719		6,171	Total.....		67,274		17,486		15,048		13,984
RECAPITULATION.																	
British Empire.....		252		7,980		7,718		3	British Empire.....		1,766		17,486		7		38
Foreign Countries.....		28,896						6,168	Foreign Countries.....		65,508				15,041		13,946

BAIT—FISH.

United Kingdom.....	Barrel	200	Barrel		Barrel		Barrel		United Kingdom.....	\$	425	\$		\$		\$	
Newfoundland.....		34				2,053		810	Newfoundland.....		34		1,787		58		668
United States.....								12,166	United States.....		459		1,845		3,357		36,650
Total.....		234		1,845		2,053		12,976	Total.....		459		1,845		3,357		37,258
RECAPITULATION.																	
British Empire.....		200		1,787		1,140		810	British Empire.....		425		1,787		58		668
Foreign Countries.....		34		58		2,587		12,166	Foreign Countries.....		34		58		3,357		36,650

No. 20—Exports of Canadian Produce, by Articles and Countries, during Fiscal Years ended March 31, 1915-1919—*Con.*

Exported to—	1915	1916	1917	1918	1919	Exported to—	1915	1916	1917	1918	1919
United Kingdom.....	12,411	33,716	5,145	1,494	54,134	United Kingdom.....	54,134	171,965	33,146	15,684	
Bermuda.....	3,057	4,053	4,334	3,716	21,152	Bermuda.....	21,152	28,428	27,524	35,713	
British Africa, South.....	21				133	British Africa, South.....	133				
British Guiana.....	10,239	31,970	28,001	22,474	53,547	British Guiana.....	53,547	178,381	190,648	184,513	
British Honduras.....	12				91	British Honduras.....	91				
British Oceania—						British Oceania—					
Australia.....		5	9		20	Australia.....	20		99		
British West Indies.....	103,493	114,776	108,955	69,562	674,907	British West Indies.....	674,907	757,914	780,456	618,674	
Hong Kong.....	129	92			150	Hong Kong.....	150	345			
Newfoundland.....	5,826	9,475		9	29,138	Newfoundland.....	29,138	46,443		66	
Belgium.....	303				45	Belgium.....	45				
Brazil.....	66,798	126,304	81,197	42,933	1,338	Brazil.....	1,338	945,568	680,024	457,776	
Colombia.....	610	1,225	2		4,524	Colombia.....	4,524	10,189	16		
Costa Rica.....	3,299	1,541	1,878	892	23,149	Costa Rica.....	23,149	10,954	13,551	7,905	
Cuba.....	72,050	90,383	121,232	130,170	502,724	Cuba.....	502,724	622,763	1,094,592	1,717,019	
Denmark.....	443	317	705	22	5	Denmark.....	5				
Danish West Indies.....	89				3,583	Danish West Indies.....	3,583	3,043	5,711	150	
Ecuador.....					570	Ecuador.....	570				
France.....		629	15		288	France.....	288	3,852			
French Guiana.....	45	29	25	13	135	French Guiana.....	135	179		141	
St. Pierre and Miquelon.....	1	7,001	6,806	5,334	300	St. Pierre and Miquelon.....	300	44,555	47,058	16,608	
Guatemala.....	90		70	2	4	Guatemala.....	4			10	
Haiti.....					710	Haiti.....	710				
Honduras.....	52,055	58,056	46,488	4,721	316,595	Honduras.....	316,595	354,815	383,282	47,080	
Italy.....		1				Italy.....		5			
Japan.....		16				Japan.....		93			
Netherlands.....						Netherlands.....					
Dutch Guiana.....	6,995	7,210	7,557	7,217	35,145	Dutch Guiana.....	35,145	36,859	47,097	59,002	
West Indies.....			3		18	West Indies.....	18				
Nicaragua.....	8				55	Nicaragua.....	55	66	45		
Panama.....	9,216	14,189	8,096	2,926	64,814	Panama.....	64,814	103,969	67,230	30,460	
Portugal.....	2,919	6,398	1,288		29,242	Portugal.....	29,242	43,207	13,081		
Azores and Madeira.....		100	240		825	Azores and Madeira.....	825		1,920		
Sao Domingo.....		351			2,116	Sao Domingo.....	2,116				
Spain.....		756			3,574	Spain.....	3,574				
United States.....	241,334	263,472	285,889	389,778	1,357,079	United States.....	1,357,079	1,440,573	1,807,887	3,171,973	
Alaska.....		1	1		2	Alaska.....	2		12		
Hawaii.....	1,629	448			3,210	Hawaii.....	3,210				
Porto Rico.....	63,820	90,856	85,905	70,424	429,094	Porto Rico.....	429,094	602,774	602,223	695,616	
Uruguay.....	19	5			135	Uruguay.....	135				

FOODSTUFFS—Continued.

FISH—Continued.

CODFISH, HADDOCKS, LING AND POLLOCK, DRY-SALTED.

SESSIONAL PAPER No. 10b

Venezuela	10	260	703,921	772,927	Venezuela	80	1,310	5,418,039	5,827,439	7,088,983
Total	659,903	894,573	703,921	772,927	Total	4,121,962	5,418,039	5,827,439	7,088,983	
RECAPITULATION.										
British Empire	135,179	194,108	146,464	97,255	British Empire	833,152	1,183,496	1,081,873	854,650	
Foreign Countries	524,724	670,465	647,457	674,772	Foreign Countries	3,288,810	4,234,543	4,795,566	6,234,333	

CODFISH, DRY SALTED.

	CWT.	CWT.	CWT.	CWT.	CWT.	\$	\$	\$	\$	\$
United Kingdom	10,063									86,181
Bermuda	3,319									42,025
British Guiana	1,355									16,414
British West Indies										
Barbados	4,930									50,469
Jamaica	14,373									193,452
Trinidad and Tobago	21,829									292,518
Other	4,826									56,961
Argentine Republic	1,194									55,068
Brazil	35,186									534,986
Costa Rica	110,047									3,527
Cuba	642									2,182,830
France	1,846									12,833
French West Indies	3,932									26,640
Italy	8,117									55,704
Panama	246,555									126,795
United States	68,366									2,920,643
Porto Rico										901,095
Total	570,368									7,529,341
RECAPITULATION.										
British Empire	60,922									708,620
Foreign Countries	509,446									6,820,721

CODFISH, HADDOCK, LING AND POLLACK, FRESH.

	Lb.	Lb.	Lb.	Lb.	Lb.	\$	\$	\$	\$	\$
United Kingdom	300									
Bermuda										
British Guiana										
British West Indies										
Australia	200									362
British West Indies										47
Hong Kong										115
Newfoundland										1,059
United States	3,402,657									441,050
Alaska										11
Total	3,403,157									761,227
RECAPITULATION.										
British Empire	500									320,168
Foreign Countries	3,402,657									441,061

No. 20—Exports of Canadian Produce, by Articles and Countries, during Fiscal Years ended March 31, 1915-1919—*Con.*

Exported to	1915	1916	1917	1918	1919	Exported to—	1915	1916	1917	1918	1919
FOODSTUFFS—Continued											
FISH—Continued											
CODFISH, FRESH											
United Kingdom						United Kingdom					\$ 32,930
British West Indies						British West Indies					23
Barbados						Barbados					138,416
United States						United States					171,360
Total						Total					
RECAPITULATION											
British Empire						British Empire					32,953
Foreign Countries						Foreign Countries					138,416
CODFISH, PICKLED											
United Kingdom						United Kingdom					\$
British West Indies						British West Indies					35
Barbados						Barbados					600
United States						United States					152,337
Total						Total					228,299
RECAPITULATION											
British Empire						British Empire					600
Foreign Countries						Foreign Countries					152,337
CODFISH, PICKLED											
United Kingdom						United Kingdom					\$
Bermuda						Bermuda					55
British West Indies						British West Indies					435
Barbados						Barbados					385,725
Jamaica						Jamaica					486,205
Trinidad and Tobago						Trinidad and Tobago					
Other						Other					
United States						United States					
Total						Totals					
RECAPITULATION											
British Empire						British Empire					480
Foreign Countries						Foreign Countries					385,725

SESSIONAL PAPER No. 10b

CODFISH, HADDOCK, LING AND POLLOCK, SMOKED.

	Lb.	Lb.	Lb.	Lb.	Lb.	Lb.	Lb.	\$	\$	\$	\$	\$
United Kingdom	127,206	107,524	30,100	107,524	107,524	107,524	107,524	9,655	7,019	2,256	2,256	2,256
Bermuda	9,368	17,696	4,700	17,696	17,696	17,696	17,696	1,371	690	591	591	591
British Guiana		2,150	4,100	2,150	2,150	2,150	2,150	190		433	433	433
British Oceania—												
Australia		125	24,800	125	125	125	125		8	3,995	3,995	3,995
Fiji		1,365	2,200	1,365	1,365	1,365	1,365		149	155	155	155
New Zealand		5,000	1,600	5,000	5,000	5,000	5,000		431	25	25	25
British West Indies		300	2,000	300	300	300	300		42	431	431	431
Hong Kong		9,803	4,500	13,310	13,310	13,310	13,310		642	1,278	1,278	1,278
Newfoundland												
China												
France—												
St. Pierre and Miquelon		1,733,687	1,270,800	1,203,044	1,203,044	1,203,044	1,203,044		68,238	134,754	134,754	134,754
United States		1,850,154	1,347,300	2,258	1,850,154	1,850,154	1,850,154		295	102,413	102,413	102,413
Alaska												
Total		1,850,154	1,347,300	1,362,832	1,362,832	1,362,832	1,362,832		106,580	115,838	115,838	115,838
RECAPITULATION												
British Empire		146,467	74,200	147,470	147,470	147,470	147,470		8,351	13,125	13,125	13,125
Foreign Countries		1,733,687	1,273,100	1,205,362	1,205,362	1,205,362	1,205,362		98,238	102,713	102,713	102,713

CODFISH, SMOKED

	Cwt.	Cwt.	Cwt.	Cwt.	Cwt.	Cwt.	Cwt.	\$	\$	\$	\$	\$
United Kingdom	10	10	10	10	10	10	10					126
Bermuda	2	2	2	2	2	2	2					46
British Guiana												
British Oceania—												
Australia	51	51	51	51	51	51	51					918
United States	743	743	743	743	743	743	743					8,966
Alaska	5	5	5	5	5	5	5					53
Total	811	811	811	811	811	811	811					10,109
RECAPITULATION												
British Empire	63	63	63	63	63	63	63					1,090
Foreign Countries	748	748	748	748	748	748	748					9,019

CODFISH, HADDOCK, LING AND POLLOCK—TONGUES AND SOUNDS.

	Lb.	Lb.	Lb.	Lb.	Lb.	Lb.	Lb.	\$	\$	\$	\$	\$
United Kingdom	690	70	400	690	690	690	690					21
Bermuda	310	150	100	310	310	310	310					10
British West Indies												
Cuba	137,723	235,789	243,011	137,723	137,723	137,723	137,723		40,750	42,544	42,544	1,919
United States												
Total	138,723	236,009	243,011	243,011	243,011	243,011	243,011		40,765	42,544	42,544	39,714
RECAPITULATION												
British Empire	1,000	220	500	1,000	1,000	1,000	1,000		15			31
Foreign Countries	137,723	235,789	243,011	137,723	137,723	137,723	137,723		40,750	42,544	42,544	41,633

No. 20—Exports of Canadian Produce, by Articles and Countries, during Fiscal Years ended March 31, 1915-1919—*Con.*

Exported to—	1915	1916	1917	1918	1919	Exported to—	1915	1916	1917	1918	1919
FOODSTUFFS—Continued.											
FISH—Continued.											
CODFISH, TONGUES AND SOUNDS.											
United Kingdom						United Kingdom					
Bermuda					10	Bermuda					89
British West Indies—						British West Indies—					
Barbados						Barbados					
Jamaica						Jamaica					
Trinidad and Tobago					3	Trinidad and Tobago					30
Other					1,819	Other					30,440
United States						United States					
Total					1,802	Total					30,559
RECAPITULATION.											
British Empire					13	British Empire					119
Foreign Countries					1,819	Foreign Countries					30,440
CODFISH, HADDOCK, LING AND POLLOCK, WET-SALTED.											
United Kingdom						United Kingdom					
Newfoundland						Newfoundland					
Mexico						Mexico					
Spain						Spain					
United States						United States					
Alaska						Alaska					
Total						Total					
RECAPITULATION.											
British Empire						British Empire					
Foreign Countries						Foreign Countries					
CODFISH, WET-SALTED.											
United Kingdom						United Kingdom					
Bermuda						Bermuda					
United States						United States					
Total						Total					
RECAPITULATION.											
British Empire						British Empire					
Foreign Countries						Foreign Countries					

No. 20—Exports of Canadian Produce, by Articles and Countries, during Fiscal Years ended March 31, 1915-1919—*Con.*

Exported to—	1915	1916	1917	1918	1919	Exported to—	1915	1916	1917	1918	1919
FOODSTUFFS—Continued.											
PISH—Continued.											
HAWMOCK, SMOKED											
United Kingdom	Cwt.	Cwt.	Cwt.	Cwt.	Cwt.	United Kingdom	\$	\$	\$	\$	\$
Bermuda	3,254					Bermuda	35,394				
British Guiana	21					British Guiana	31				
British Oceania—	4					British Oceania—	111				
Australia	169					Australia	3,254				
British West Indies—	4					British West Indies—	51				
Barbados						Barbados					
Trinidad and Tobago	7					Trinidad and Tobago	117				
Other	2					Other	23				
Hong Kong	3					Hong Kong	59				
Cuba	1					Cuba	9				
Netherlands						Netherlands					
Dutch Guiana	11					Dutch Guiana	135				
United States	10,498					United States	133,120				
Alaska	8					Alaska	116				
Total	13,587					Total	172,664				
RECAPITULATION											
British Empire	3,469					British Empire	39,281				
Foreign Countries	10,118					Foreign Countries	133,380				
HAWMOCK, FRESH											
United Kingdom	Lb.	Lb.	Lb.	Lb.	Lb.	United Kingdom	\$	\$	\$	\$	\$
British Oceania—	1,891,400					British Oceania—	14,300				
Australia	1,000					Australia	147,326				
Fiji	2,700					Fiji	34				
New Zealand	300					New Zealand	408				
Newfoundland	1,300					Newfoundland	107				
France—						France—	1,033				
St. Pierre and Miquelon	2,205,100					St. Pierre and Miquelon	398,450				
United States	3,967,900					United States	319,182				
Alaska	3,967,900					Alaska	70				
Total	7,499,700					Total	440,801				
RECAPITULATION											
British Empire	874,000					British Empire	91,549				
Foreign Countries	3,698,300					Foreign Countries	349,252				

SESSIONAL PAPER No. 10b

HALIBUT, PICKLED.

	Cwt.	Cwt.	Cwt.	Cwt.	Cwt.	\$	\$	\$	\$
United Kingdom.....	163	213	45	4	United Kingdom.....	2,296	2,742	725	50
United States.....	163	213	45	4	United States.....	2,296	2,742	725	50
Total.....	326	426	90	8	Total.....	4,592	5,484	1,450	100
RECAPITULATION.									
British Empire.....	163	213	45	4	British Empire.....	2,296	2,742	725	50
Foreign Countries.....	163	213	45	4	Foreign Countries.....	2,296	2,742	725	50

HERRINGS, CANNED.

	Lb.	Lb.	Lb.	Lb.	Lb.	\$	\$	\$	\$
United Kingdom.....	46,500	72,232	19,049	3	United Kingdom.....	8,500	6,000	8,941	3,183
Bermuda.....	13,033	15,161	7,680	1,408	Bermuda.....	920	1,357	1,408	3,183
British East Indies.....	593,804	1,457,500	1,701,898	134,069	British East Indies.....	59,459	59,459	134,069	296,807
British Oceania.....	2,900	41,240	25,001	183	British Oceania.....	3,100	22,655	3,100	2,900
Australia.....	217,366	499,124	43,260	390	Australia.....	43,919	22,655	43,919	50,185
New Zealand.....	9,600	50,400	133,254	285	New Zealand.....	80	7,167	3,675	4,400
Other.....	73,846	88,752	35,040	3	Other.....	9	7,167	9,001	17,668
British West Indies.....	580,000	3,600	British West Indies.....	43,800	3,500
France.....	20	800	180	47	France.....	3	47	438
French Oceania.....	French Oceania.....
St. Pierre and Miquelon.....	St. Pierre and Miquelon.....
Netherlands.....	Netherlands.....
Dutch East Indies.....	750	3,500	750	300	Dutch East Indies.....	93	93	300	150
Guiana.....	72,964	111,844	28,600	93	Guiana.....	17	5,065	9,920	3,446
United States.....	405	500	United States.....	17	5,065	9,920	3,446
Porto Rico.....	Porto Rico.....	43
Total.....	619,934	2,352,929	2,448,773	103,512	Total.....	53,358	103,512	215,798	293,960
RECAPITULATION.									
British Empire.....	69,509	2,239,785	2,380,298	97,711	British Empire.....	9,518	97,711	205,531	286,342
Foreign Countries.....	530,425	116,144	68,475	5,801	Foreign Countries.....	43,820	5,801	10,267	7,618

HERRINGS, SEA-CANNED.

	Lb.	Lb.	Lb.	Lb.	Lb.	\$	\$	\$	\$
United Kingdom.....	7,584	26,738	1,990	United Kingdom.....	1,161	1,161
Bermuda.....	Bermuda.....	4,375
British East Indies.....	1,990	55,680	18,563	British East Indies.....	285
British Oceania.....	3,065,652	160,394	1,670,997	British Oceania.....	5,990
Australia.....	160,394	Australia.....	2,996
New Zealand.....	77,040	New Zealand.....	394,627
Other.....	Other.....	13,863

SESSIONAL PAPER No. 10b

HERRINGS, SEA, FRESH OR FROZEN.

	Cwt.	Cwt.	Cwt.	Cwt.	Cwt.	Cwt.	Cwt.	Cwt.	Cwt.	\$	\$	\$	\$	\$	\$
United Kingdom.....															
United States.....	2,104														13,672
Total.....	215,981														535,493
RECAPITULATION															
British Empire.....	2,104														13,672
Foreign Countries.....	215,981														535,493

HERRINGS, LAKE, FRESH OR FROZEN.

	Cwt.	Cwt.	Cwt.	Cwt.	Cwt.	Cwt.	Cwt.	Cwt.	Cwt.	\$	\$	\$	\$	\$	\$
United Kingdom.....															
United States.....	121,114														817,542
Total.....	121,114														817,542
RECAPITULATION															
British Empire.....	121,114														817,542
Foreign Countries.....															

HERRINGS, PICKLED.

	Barrel.	Barrel.	Barrel.	Barrel.	Barrel.	Barrel.	Barrel.	Barrel.	Barrel.	Barrel.	Barrel.	Barrel.	Barrel.	Barrel.	Barrel.	\$	\$	\$	\$	\$	\$
United Kingdom.....																					
Bermuda.....	30,651															30,656					20
British Guiana.....	18														91						468
British Oceania.....	1,258														5,408						10,691
Australia.....	4														56						206
British West Indies.....	31,910														139,780						184,470
Hong Kong.....	66,362														140,787						60,532
Newfoundland.....	36														124						54
Belgium.....	291														1,381						
China.....	54,135														116,888						36,654
Colombia.....	3														14						6,750
Costa Rica.....	19														93						264
Cuba.....	56														200						4,299
Denmark.....	184														905						2,017
Danish West Indies.....	100														32						135
France.....	6														201,388						20
St. Pierre and Miquelon.....	96,659														1,250						181,746
Japan.....	625														146,273						4,864
Korea.....																					
Netherlands—																					
Dutch Guiana.....																					5,383
West Indies.....																					15
Panama.....	60														269						963
United States.....	45,508														167,131						389,291
Alaska.....																					8
Hawaii.....																					200
Porto Rico.....	3,326														14,892						24,067
Total.....	331,056														821,252						760,292
RECAPITULATION																					
British Empire.....	130,230														316,902						257,292
Foreign Countries.....	200,817														504,350						609,084

No. 20—Exports of Canadian Produce, by Articles and Countries, during Fiscal Years ended March 31, 1915-1919—*Con.*

Exported to—	1915	1916	1917	1918	1919	Exported to—	1915	1916	1917	1918	1919
FOODSTUFFS—Continued.											
FISH—Continued.											
HERRINGS, SEA, PICKLED											
United Kingdom.....	Cwt.	Cwt.	Cwt.	Cwt.	Cwt.	United Kingdom	\$	\$	\$	\$	\$
Bermuda.....	86					Bermuda.....					730
British Guiana.....	64					British Guiana.....					25,341
British Oceania.....	4,807					British Oceania.....					2,085
Australia.....	343					Australia.....					2,150
New Zealand.....	196					New Zealand.....					19,500
British West Indies.....	4,422					British West Indies—					187,854
Barbados.....	31,321					Barbados.....					18,458
Jamaica.....	3,525					Jamaica.....					35,952
Trinidad and Tobago.....	7,325					Trinidad and Tobago.....					4,209
Other.....	4					Other.....					15
Hong Kong.....	4					Hong Kong.....					1,912
Newfoundland.....	700					Newfoundland.....					15
Argentina Republic.....	300					Argentina Republic.....					12
China.....	4					China.....					27
Costa Rica.....	2					Costa Rica.....					31
Denmark.....	1					Denmark—					1,268
Greenland, Iceland, etc.....	1					Greenland, Iceland, etc.....					13,814
French Guiana.....	6					French Guiana.....					2,866
French West Indies.....	242					French West Indies.....					911,369
Netherlands.....	2,662					Netherlands.....					78,433
Dutch Guiana.....	158					Dutch Guiana.....					1,306,752
Panama.....	429					Panama.....					296,785
Russia.....	163,945					Russia.....					1,069,967
United States.....	14,194					United States.....					
Porto Rico.....						Porto Rico.....					
Total.....	237,030					Total.....					
HERRINGS, LAKE, PICKLED											
RECAPITULATION:						RECAPITULATION:					
British Empire.....	Cwt.	Cwt.	Cwt.	Cwt.	Cwt.	British Empire.....	\$	\$	\$	\$	\$
Foreign Countries.....	55,794					Foreign Countries.....					41,667
Total.....	181,836					Total.....					41,667
United Kingdom.....	Cwt.	Cwt.	Cwt.	Cwt.	Cwt.	United Kingdom.....					
United States.....	8,114					United States.....					
Total.....	8,114					Total.....					
RECAPITULATION:						RECAPITULATION:					
British Empire.....	Cwt.	Cwt.	Cwt.	Cwt.	Cwt.	British Empire.....					
Foreign Countries.....	8,114					Foreign Countries.....					
Total.....	8,114					Total.....					

No. 20—Exports of Canadian Produce, by Articles and Countries, during Fiscal Years ended March 31, 1915-1919—*Con.*

Exported to	1915	1916	1917	1918	1919	Exported to—	1915	1916	1917	1918	1919
FOODSTUFFS—Continued											
FISH—Continued.											
HERRINGS, SEA, SMOKED—Concluded											
	Cwt.	Cwt.	Cwt.	Cwt.	Cwt.		\$	\$	\$	\$	\$
United States					19,234	United States					303,136
Alaska					3	Alaska					33
Porto Rico					430	Porto Rico					4,200
Total					48,455	Total					380,511
RECAPITULATION.											
British Empire					6,480	British Empire					61,645
Foreign Countries					41,975	Foreign Countries					318,866
HERRINGS, LAKE, SMOKED											
	Cwt.	Cwt.	Cwt.	Cwt.	Cwt.		\$	\$	\$	\$	\$
United Kingdom					1,370	United Kingdom					
United States						United States					8,861
Total					1,370	Total					8,861
RECAPITULATION.											
British Empire					1,370	British Empire					
Foreign Countries						Foreign Countries					8,861
LOBSTERS, CANNED											
	Lb.	Lb.	Lb.	Lb.	Lb.		\$	\$	\$	\$	\$
United Kingdom	2,796,102	3,682,148	5,022,479	2,605,766	1,798,091	United Kingdom	1,133,691	1,236,278	2,025,560	1,085,754	872,867
Bermuda	264	1,760		336	432	Bermuda	87	649		1,085,754	872,867
British Africa, South				5,289		British Africa, South				2,200	260
British Guiana						British Guiana				2,200	
British Oceania—						British Oceania—					
British Oceania	3,015	1,272	2,160	936	2,832	British Oceania	1,201	410	582	962	
Australia	18,585	8,338	4,320	1,560	240	Australia	7,540	1,888	1,906	640	100
New Zealand	2,450	1,872	70	2,400	9,600	New Zealand	7,815	738	19	1,120	4,880
British West Indies	1,450	1,224	3,684	1,152		British West Indies	512	405	1,187	370	
Barbados						Barbados					
Jamaica						Jamaica					
Trinidad and Tobago					144	Trinidad and Tobago					84
Other					150	Other					76

No. 20—Exports of Canadian Produce, by Articles and Countries, during Fiscal Years ended March 31, 1915-1919—Con.

Exported to—	1915	1916	1917	1918	1919	Exported to—	1915	1916	1917	1918	1919
FOODSTUFFS—Continued.											
FISH—Continued											
MACKEREL, PICKLED.											
United Kingdom	Barrel.	Barrel.	Barrel.	Barrel.	Cwt.	United Kingdom	\$	\$	\$	\$	\$
Bermuda	89	97	81	142	228	Bermuda	1,082	1,142	91	2,415	3,008
British Guiana	591	896	1,075	1,360	1,913	British Guiana	5,524	9,559	1,071	21,537	30,008
British West Indies	6,092	5,755	1,694	3,100	75	British West Indies	58,409	55,286	15,575	21,537	22,250
Barbados					1,047	Barbados			47,959	47,959	687
Jamaica					130	Jamaica					13,680
Trinidad and Tobago					130	Trinidad and Tobago					1,395
Other	9	39				Other		471			1,395
Colombia	16	115	39	3	45	Colombia	139	1,377	600	40	
Costa Rica		11	8			Costa Rica	167	132	115		603
Cuba						Cuba					
Denmark						Denmark					
Danish West Indies	11	11	21	5		Danish West Indies	109	108	214	75	
Netherlands						Netherlands					
Dutch Guiana	1					Dutch Guiana	10				
West Indies						West Indies					
Panama	945	997	608	437	365	Panama	10,817	11,663	8	7,390	5,182
United States	19,691	25,612	28,265	42,892	63,087	United States	219,967	329,624	9,257	759,703	802,947
Alaska					1	Alaska					71
Porto Rico	327	92	7	22	11	Porto Rico	2,984	746	60	200	70
Total	27,776	33,642	31,799	47,971	66,905	Total	299,208	410,199	485,417	830,116	849,823
RECAPITULATION.											
British Empire	6,772	6,765	2,850	4,692	3,393	British Empire	65,015	66,078	39,167	71,708	41,009
Foreign Countries	21,004	26,877	28,949	43,369	63,512	Foreign Countries	234,193	344,121	446,250	758,408	808,823

OYSTERS, CANNED.

Exported to—	1915	1916	1917	1918	1919	Exported to—	1915	1916	1917	1918	1919	
OYSTERS, CANNED.												
United Kingdom	Lb.	Lb.	Lb.	Lb.	Lb.	United Kingdom	\$	\$	\$	\$	\$	
Bermuda					59	Bermuda						9
British West Indies			96			British West Indies			10			
United States	170			150		United States	40			48		
Total	170	96	96	150	59	Total	40		10	48	9	
RECAPITULATION.												
British Empire			96		59	British Empire			10		9	
Foreign Countries	170			150		Foreign Countries	40			48		

SESSIONAL PAPER No. 106

OYSTERS, FRESH.

	Barrel.	Barrel.	Barrel.	Barrel.	Barrel.	Barrel.	\$	\$	\$	\$	\$
United Kingdom	14	13	12	5	2	194	158	144	66	16	
Bermuda	1	4	3		3	6	27	22		24	
British West Indies		1			1		10			14	
Barbados											
Jamaica											
Trinidad and Tobago											
Other	10	3	8	2	1	59	16	47	18	16	
Newfoundland					19					174	
France—											
St. Pierre and Miquelon	21	15	11	1	14	127	74	69	7	90	
United States	577	308	268	928	592	6,471	3,066	3,200	10,298	5,003	
Alaska			1					16			
Total	623	344	303	936	602	6,857	3,351	3,498	10,339	5,337	
RECAPITULATION.											
British Empire	25	21	23	7	26	259	211	213	84	244	
Foreign Countries	598	323	280	929	576	6,598	3,140	3,285	10,305	5,093	

10b—19

POLLOCK, HAKE, CASK AND LING, DRY SALTED.

	Cwt.	Cwt.	Cwt.	Cwt.	Cwt.	Cwt.	\$	\$	\$	\$	\$
United Kingdom					989						6,698
Bermuda					134						1,478
British Guiana					11,901						132,620
British West Indies											
Barbados					623						6,239
Jamaica					3,139						36,833
Trinidad and Tobago					1,808						20,307
Other					7,458						78,137
Brazil					769						8,440
Cuba					2,794						40,098
French Guiana					229						2,516
French West Indies					72						864
Netherlands											
Dutch Guiana					1,951						20,651
United States					24,881						225,942
Porto Rico					1,136						13,419
Total					57,824						593,645
RECAPITULATION.											
British Empire					26,052						281,712
Foreign Countries					31,772						311,933

No. 20—Exports of Canadian Produce, by Articles and Countries, during Fiscal Years ended March 31, 1915-1919—Cont.

Exported to—	1915	1916	1917	1918	1919	Exported to—	1915	1916	1917	1918	1919
United Kingdom.....						United Kingdom.....					
United States.....						United States.....					
Total.....						Total.....					
RECAPITULATION.											
British Empire.....						British Empire.....					
Foreign Countries.....						Foreign Countries.....					
	Cwt.	Cwt.	Cwt.	Cwt.	Cwt.		\$	\$	\$	\$	\$
United Kingdom.....	27,385,101	34,772,879	21,117,314	29,265,108	29,265,108	United Kingdom.....	4,018,304	4,930,625	4,808,553	4,086,894	7,115,783
United States.....	11,760	10,934	9,132	25,884	25,884	Bermuda.....	1,608	1,583	1,501	1,925	5,471
Total.....	13,535	52,800	48,000	48,000	48,000	British Africa, South.....	1,006	3,280	1,501	1,925	12,500
RECAPITULATION.											
British Empire.....	220,848	298,200	101,344	55,550	55,550	British East Indies—					
Foreign Countries.....	2,192,784	2,064,736	1,090,018	412,810	412,810	Ceylon.....	13,040	15,095	5,207	375	8,920
				36,060	36,060	India.....	141,691	112,518	69,619	40,175	64,663
United Kingdom.....	2,577,494	4,780,094	2,238,742	3,750,191	3,750,191	Straits Settlements.....					5,350
Bermuda.....	675,056	628,752	736,616	354,196	354,196	Other.....					19
British Africa, South.....	1,398,236	1,338,050	1,689,552	1,623,493	1,623,493	British Guiana.....			6		
British East Indies—	55,680	91,056	6,900	12,000	12,000	British Oceania—					
Ceylon.....	42,676	28,043	48,278	1,642	1,642	Australia.....	386,022	599,173	374,636	408,218	753,478
India.....				55,550	55,550	Fiji.....	51,812	56,630	63,379	111,075	53,558
Straits Settlements.....				412,810	412,810	New Zealand.....	172,004	159,093	161,067	311,336	314,697
Other.....				36,060	36,060	Other.....	8,008	9,727	8,408	967	1,087
British Guiana.....			48	96	96	British West Indies.....	5,143	3,295	9,444	7,552	350
British Oceania—						Barbados.....					66
Australia.....	2,577,494	4,780,094	2,238,742	3,750,191	3,750,191	Jamaica.....					151
Fiji.....	675,056	628,752	736,616	354,196	354,196	Trinidad and Tobago.....					66
New Zealand.....	1,398,236	1,338,050	1,689,552	1,623,493	1,623,493	Other.....					1,902
Other.....	55,680	91,056	6,900	12,000	12,000	Hong Kong.....	3,978	782		1,550	2,980
British West Indies.....	42,676	28,043	48,278	1,642	1,642	Newfoundland.....	153			10	9,000
Barbados.....				1,642	1,642	Belgium.....	2,000				
Jamaica.....				576	576	Bolivia.....					800
Trinidad and Tobago.....				240	240	Chile.....					1,200
Other.....				8,646	8,646	China.....					14
Hong Kong.....	40,320	18,240	7,300	15,550	15,550	Cuba.....					160,681
Newfoundland.....	20,000		120	48,000	48,000	Denmark—					30
Belgium.....						Greenland, Iceland, etc.....					
Bolivia.....											
Chile.....											
China.....											
Cuba.....											
Denmark—	1,572	11,976	101	1,045,800	1,045,800						
Greenland, Iceland, etc.....			200								

SALMON, CANNED.

Exported to—	1915	1916	1917	1918	1919	Exported to—	1915	1916	1917	1918	1919
United Kingdom.....						United Kingdom.....					
Bermuda.....						Bermuda.....					
British Africa, South.....						British Africa, South.....					
British East Indies—						British East Indies—					
Ceylon.....						Ceylon.....					
India.....						India.....					
Straits Settlements.....						Straits Settlements.....					
Other.....						Other.....					
British Guiana.....						British Guiana.....					
British Oceania—						British Oceania—					
Australia.....						Australia.....					
Fiji.....						Fiji.....					
New Zealand.....						New Zealand.....					
Other.....						Other.....					
British West Indies.....						British West Indies.....					
Barbados.....						Barbados.....					
Jamaica.....						Jamaica.....					
Trinidad and Tobago.....						Trinidad and Tobago.....					
Other.....						Other.....					
Hong Kong.....						Hong Kong.....					
Newfoundland.....						Newfoundland.....					
Belgium.....						Belgium.....					
Bolivia.....						Bolivia.....					
Chile.....						Chile.....					
China.....						China.....					
Cuba.....						Cuba.....					
Denmark—						Denmark—					
Greenland, Iceland, etc.....						Greenland, Iceland, etc.....					

No. 20—Exports of Canadian Produce, by Articles and Countries, during Fiscal Years ended March 31, 1915-1919—Con.

Exported to—	1915	1916	1917	1918	1919	Exported to—	1915	1916	1917	1918	1919
FOODSTUFFS—Continued.											
FISH—Continued.											
SALMON, CANNED—Concluded.											
United States.....	Lb.	Lb.	Lb.	Lb.	Lb.	United States.....	\$	\$	\$	\$	\$
Alaska.....	4,688,580	3,127,700	4,212,100	6,814,000	7,426,900	Alaska.....	292,559	274,504	318,501	507,111	608,366
Hawaii.....	200	600	Hawaii.....	10	73
Philippine Islands.....	1,000	600	Philippine Islands.....	100	108
Total.....	5,569,515	4,544,400	5,006,500	8,015,700	8,033,800	Total.....	387,543	460,737	450,227	781,118	794,332
RECAPITULATION.											
British Empire.....	872,729	1,505,400	792,800	1,998,100	392,600	British Empire.....	93,849	184,705	101,553	211,615	75,766
Foreign Countries.....	4,696,806	3,138,000	4,213,700	6,947,600	7,641,200	Foreign Countries.....	293,694	276,032	348,674	569,503	718,566

SALMON, PICKLED.

Exported to—	1915	1916	1917	1918	1919	Exported to—	1915	1916	1917	1918	1919
United Kingdom.....	43	793	6	22	78	United Kingdom.....	\$ 471	\$ 8,824	\$	\$	\$
Bermuda.....	15	26	6	22	41	Bermuda.....	158	320	82	367	849
British Guiana.....	164	159	112	170	411	British Guiana.....	1,005	1,670	1,072	3,112	4,945
British West Indies.....	659	578	308	238	704	British West Indies.....	8,040	7,698	5,115	4,315	7,844
Barbados.....	290	Barbados.....	3,307
Jamaica.....	752	Jamaica.....	8,062
Other.....	71	Other.....	825
Hong Kong.....	11,958	102	Hong Kong.....	36,859	357
Newfoundland.....	36	1	11	Newfoundland.....	408	15	132
Belgium.....	3	Belgium.....	21
Costa Rica.....	1,065	15	4	3	Costa Rica.....	36	178	38	50
Denmark.....	Denmark.....	23,088
Danish West Indies.....	15	11	10	Danish West Indies.....	135	103	141
France.....	France.....
French Guiana.....	15	8	4	4	French Guiana.....	172	02	52	51
St. Pierre and Miquelon.....	1,127	115	1,984	St. Pierre and Miquelon.....	23,364	800	2,170	14,835
Germany.....	17,066	5,726	710	Germany.....	43,688	20,983	9,479
Japan.....	Japan.....
Netherlands.....	167	292	571	184	201	Netherlands.....	2,031	3,747	8,464	9,109	2,434
Dutch Guiana.....	Dutch Guiana.....
Dutch West Indies.....	221	210	132	51	43	Dutch West Indies.....	2,823	3,105	2,041	1,040	557
Panama.....	7	Panama.....	84
Sweden.....	Sweden.....
United States.....	8,126	5,765	5,273	2,401	5,980	United States.....	103,196	97,873	88,301	54,394	99,701
Alaska.....	7	2	3	Alaska.....	137	41	38
Porto Rico.....	32	Porto Rico.....	127
Total.....	40,692	13,704	7,251	3,496	10,556	Total.....	306,438	445,101	116,426	74,557	141,194

No. 20—Exports of Canadian Produce, by Articles and Countries, during Fiscal Years ended March 31, 1915-1919—Con.

Exported to—	1915	1916	1917	1918	1919	Exported to—	1915	1916	1917	1918	1919
United Kingdom.....	261	5				United Kingdom.....	979		32		640
British Guiana.....	43	77				British Guiana.....	181	356			
British West Indies.....	8,991	12,135				British West Indies.....	41,545	53,220		62	
Barbados.....						Barbados.....					21
Newfoundland.....		1	7	1		Newfoundland.....			65	11	14
Costa Rica.....	3	29				Costa Rica.....	13	144			
Denmark.....	30	1				Denmark.....	600	7			
Danish West Indies.....	16	32				Danish West Indies.....	87	160			
France—						France—					
French Guiana.....		3				French Guiana.....			13		
St. Pierre and Miquelon.....			36			St. Pierre and Miquelon.....			551		
Italy.....		200				Italy.....		640			
Netherlands—						Netherlands—					
Dutch Guiana.....	153	228				Dutch Guiana.....	870	1,100			
Panama.....	24	60				Panama.....	127	341			
United States.....	2,336	10,191	232	211	701	United States.....	20,656	35,596	1,096	2,588	4,834
Total.....	11,867	22,962	275	220	801	Total.....	68,058	91,589	1,712	2,661	5,509
RECAPITULATION											
British Empire.....	9,295	12,218	7	9	190	British Empire.....	45,705	53,615	65	73	675
Foreign Countries.....	2,572	10,741	268	211	701	Foreign Countries.....	22,353	37,974	1,647	2,588	4,834

SEA FISH, OTHER, PRESERVED.

Exported to—	1915	1916	1917	1918	1919	Exported to—	1915	1916	1917	1918	1919
United Kingdom.....	115,150	5,168				United Kingdom.....	22,968		280		15,956
Bermuda.....	10,569	734				Bermuda.....			41		15,641
British Guiana.....						British Guiana.....					
British Oceania—						British Oceania—					
Australia.....		4,479				Australia.....			313		1,503
Fiji.....		4,800				Fiji.....			330		1,800
New Zealand.....			0,855			New Zealand.....					
Other.....						Other.....			781		5,652
British West Indies.....	2,216	96				British West Indies.....	146		46		1,765
Barbados.....						Barbados.....					88
Jamaica.....						Jamaica.....					262
Trinidad and Tobago.....						Trinidad and Tobago.....					
Total.....	138,735	10,803	940	211	701	Total.....	23,712	37,974	1,647	2,588	18,488

SESSIONAL PAPER No. 10b

	195	7,800	960,000	18,317,200	Other	21	225	6,803	5
Other	31,567	50	300,000	40,340	Hong Kong	2,205	5	3,000	17,580
Hong Kong	50		2,400	4,000	Newfoundland			355	1,850
Newfoundland					China				300
China	50				France				11
France	75	121	3,179,200	48	French Oceania		13		32,025
French Oceania	500	7,535	144	15,013,340	St. Pierre and Miquelon		401		242,149
St. Pierre and Miquelon	1,569,140	284,215	143,438	914,333	Japan		24,670		11,428
Japan	460		40	700	United States				66,834
United States					Alaska				83
Alaska	1,726,892	314,998	4,589,600	18,351,237	Total	118,284	26,205	60,067	358,509
Total					RECAPITULATION.				
RECAPITULATION.	159,067	23,127	984,625	1,479,765	British Empire	26,052	1,211	19,259	47,087
British Empire	1,567,229	291,871	3,608,053	16,871,472	Foreign Countries	92,232	25,084	46,808	311,422
Foreign Countries									

SMELTS.

	Lb.	Lb.	Lb.	Lb.	Lb.	\$	\$	\$	\$
United Kingdom					United Kingdom				
Hong Kong		2,000			Hong Kong		280		
France		2,200	100		France		154		
St. Pierre and Miquelon		100	200	200	St. Pierre and Miquelon		4	4	30
United States	7,073,036	5,797,160	5,544,500	5,562,200	United States	427,873	361,231	485,034	677,825
Total	7,073,036	5,801,400	5,544,500	5,562,190	Total	427,873	361,069	485,038	677,855
RECAPITULATION.					RECAPITULATION.				
British Empire	7,073,036	4,209	100	5,562,400	British Empire	427,873	431	485,038	677,855
Foreign Countries		5,797,260	5,544,700	5,562,400	Foreign Countries		361,235	624,911	677,855

SWORD FISH.

	Cwt.	Cwt.	Cwt.	Cwt.	Cwt.	\$	\$	\$	\$
United Kingdom					United Kingdom				
United States			3,044		United States				52,670
Total			3,044		Total				52,670
RECAPITULATION.					RECAPITULATION.				
British Empire			3,044		British Empire				52,670
Foreign Countries					Foreign Countries				52,670

TUNNIES.

	Cwt.	Cwt.	Cwt.	Cwt.	Cwt.	\$	\$	\$	\$
United Kingdom					United Kingdom				
United States			39,582		United States				231,971
Total			39,582		Total				231,971
RECAPITULATION.					RECAPITULATION.				
British Empire			39,582		British Empire				231,971
Foreign Countries					Foreign Countries				231,971

No. 20—Exports of Canadian Produce, by Articles and Countries, during Fiscal Years ended March 31, 1915-1919—*Con.*

Exported to—	1915	1916	1917	1918	1919	Exported to—	1915	1916	1917	1918	1919
FOODSTUFFS—Continued.											
FISH—Continued.											
WHITEFISH.											
United Kingdom	Cwt.	Cwt.	Cwt.	Cwt.	Cwt.	United Kingdom	\$	\$	\$	\$	\$
United States	5,092	106,974				United States	63,526				63,526
Total	111,976					Total	1,014,452				1,014,452
RECAPITULATION.											
British Empire	5,092					British Empire					63,526
Foreign Countries	106,974					Foreign Countries					1,014,452
WHOLEMEAT											
United Kingdom	Cwt.	Cwt.	Cwt.	Cwt.	Cwt.	United Kingdom	\$	\$	\$	\$	\$
United States	1,610					United States					16,361
Total	1,610					Total					16,361
RECAPITULATION.											
British Empire	1,610					British Empire					16,361
Foreign Countries						Foreign Countries					
ALL OTHER FISH, FRESH											
United Kingdom	\$	\$	\$	\$	\$	United Kingdom	\$	\$	\$	\$	\$
British Empire—						British Empire					12,107
Australia	20					Australia	20				12,107
United States	1,735,943	1,707,145	2,053,489	2,716,524	1,407,600	United States	1,735,943	1,707,145	2,053,489	2,716,524	1,407,600
Alaska	6			79	38	Alaska	6			79	38
Total	1,735,943	1,707,172	2,065,596	2,728,679	1,407,638	Total	1,735,943	1,707,152	2,053,489	2,716,603	1,407,638
RECAPITULATION.											
British Empire						British Empire					12,107
Foreign Countries						Foreign Countries					2,053,489
ALL OTHER FISH, PICKLED.											
United Kingdom	Barrel.	Barrel.	Barrel.	Barrel.	Barrel.	United Kingdom	\$	\$	\$	\$	\$
British West Indies	16					British West Indies	160				
Newfoundland	27		1			Newfoundland	117		4		
Denmark—						Denmark—					
Danish West Indies	4,306	1,914	493	171	186	Danish West Indies	11	11,920	4,421	2,580	1,287
United States	4,411	1,914	494	171	186	United States	19,068	11,920	4,425	2,580	1,287
Total	4,411	1,914	494	171	186	Total	19,068	11,920	4,425	2,580	1,287
RECAPITULATION.											
British Empire	43		1			British Empire	277		4		
Foreign Countries	4,308	1,914	493	171	186	Foreign Countries	18,781	11,920	4,421	2,580	1,287

No. 20 —Exports of Canadian Produce, by Articles and Countries, during Fiscal Years ended March 31, 1915-1919—*Con.*

Exported to—	1915	1916	1917	1918	1919	Exported to—	1915	1916	1917	1918	1919	
FOODSTUFFS—Continued.												
FRUITS AND NUTS—FRUITS, DRIED												
APPLES, DRIED												
United Kingdom	Lb	730,297	247,825	15,900	Lb	732,935	138,048	47,570	18,791	4,508	\$	105,149
Bermuda		2,600	250			1,450	132	286	25			105,266
British Africa, South												
British East Indies—												
India			100						10			
British West Indies		50	150	100				6	14	21		
Barbados						150						31
Trinidad and Tobago						550						97
Newfoundland		13,001	3,729	398		92,000	4,700	1,006	317	51		10,091
Belgium		41,700				57,747	2,973					7,218
Denmark		173,150					9,346	400				
Greenland, Iceland, etc.						100						18
France		60,000	5,500	250		24,236	3,432	356	255	35		1,454
St. Pierre and Miquelon		200	175				17		19			
Germany		45,550					4,275					
Italy												
Netherlands		1,546,344										
Sweden		87,350	302,400				98,008	55,155	26,146			
United States		170,810	140	15,050		299,225	9,796	9		1,585		42,267
Total		4,488,059	1,420,122	560,320	61,698	1,208,393	275,060	110,428	45,687	6,200		160,591
RECAPITULATION:												
British Empire		2,392,046	801,418	252,045	46,398	827,085	142,880	54,478	19,187	4,580		115,634
Foreign Countries		2,125,104	618,704	308,275	15,300	381,308	133,180	55,950	26,470	1,920		50,957

DRIED FRUITS, N O F

United Kingdom	Lb	15,830	40,320	880	Lb	15,830	\$	2,415	\$	2,388
Bermuda			962			14,777		187		1,587
British Guiana						250		94		36
British West Indies										
Barbados			103					16	2	285
Jamaica						1,686				
Trinidad and Tobago						1,000				155
Other						493				112
Hong Kong						100				10
Newfoundland		175	65	571		2,990		301	10	292
China				160		96				31

No. 20—Exports of Canadian Produce, by Articles and Countries, during Fiscal Years ended March 31, 1915-1919—Con.

Exported to—	1915	1916	1917	1918	1919	Exported to—	1915	1916	1917	1918	1919
United Kingdom.....	Barrel 1,041,913	Barrel 525,316	Barrel 509,540	Barrel 344,589	Barrel 315,567	United Kingdom.....	\$ 2,499,413	\$ 1,568,379	\$ 1,730,051	\$ 136,715	\$ 1,896,561
Bermuda.....	2,169	2,821	1,673	1,673	2,025	Bermuda.....	1,107	5,043	8,275	7,140	9,291
British Africa, South.....	3,220	2,811	6,116	2,214	880	British Africa, South.....	15,539	8,766	22,518	11,502	3,329
British Guiana.....	484	681	413	227	880	British Guiana.....	1,001	2,015	1,913	1,097	
British Oceania.....						British Oceania.....					
Australia.....	7,880	9,920	10,374	2,817	4,862	British Oceania—	32,558	47,833	47,833	13,623	
Japan.....	65	145	117	42	4	Australia.....	291	7,727	7,727	7,282	
New Zealand.....	4,594	7,649	13,170	23,432	4,862	Japan.....	21,051	39,702	58,634	110,182	25,780
British West Indies.....	923	282	476	243	26	New Zealand.....	1,955	850	1,928	1,017	
Barbados.....						British West Indies.....					
Jamaica.....						Barbados.....					
Trinidad and Tobago.....						Jamaica.....					
Other.....						Trinidad and Tobago.....					
Hong Kong.....	70	1	67	7	4	Other.....					
Newfoundland.....	18,030	18,625	20,215	20,317	25,869	Hong Kong.....	150	5	309	41	
Argentina Republic.....	1,032	1,600	2,074			Newfoundland.....	40,384	45,041	62,096	68,777	83,195
Belgium.....	972					Argentina Republic.....	3,284	4,800	8,059		
China.....	218	1,506	640	616	467	Belgium.....	1,215	1,131			
Cuba.....	1,618	1,509	429	613	1	China.....	3,840	3,592	1,225	3,120	3,801
Denmark.....	302	1				Cuba.....	2,208	695		1,929	5
Danish West Indies.....						Denmark.....					
France.....	624	417	1,530	38	668	Danish West Indies.....					
St. Pierre and Miquelon.....			614	468	553	France.....	1,227	1,107	5,495	185	4,511
Japan.....	500		35	35		St. Pierre and Miquelon.....			1,964	1,820	2,455
Netherlands.....	9,381					Japan.....	1,025			168	
Sweden.....	27,536					Netherlands.....	1,213				
United States.....	21	6,413	8,554	15,807	23,686	Sweden.....	61,445	18,792	27,217	49,424	101,014
Hawaii.....			68	31	2	United States.....				270	19
Alaska.....			49	68		Alaska.....				400	
Philippine Islands.....			5	27		Hawaii.....				505	
Porto Rico.....						Philippine Islands.....				113	
Porto Rico.....						Porto Rico.....				23	
Total.....	1,117,336	577,451	570,851	403,626	405,028	Total.....	2,657,115	1,796,171	1,979,574	408,029	2,041,076
RECAPITULATION.....						RECAPITULATION.....					
British Empire.....	1,081,500	567,337	559,881	85,893	379,681	British Empire.....	2,577,695	1,735,978	1,931,416	350,076	1,929,280
Foreign Countries.....	35,836	40,114	13,973	17,733	25,377	Foreign Countries.....	79,420	30,193	48,158	57,353	111,796

No. 20—Exporters of Canadian Produce, by Articles and Countries, during Fiscal Years ended March 31, 1915-1919—*Con.*

Exported to—	1915	1916	1917	1918	1919	Exported to—	1915	1916	1917	1918	1919
United Kingdom.....	433,146	799,554	586,387	225,079	832,651	China.....	325	10	247	108	\$ 120
Bermuda.....	1,733	2,899	10,158	15,514	26,018	Cuba.....	235	398
British Africa, South.....	174	6	113	68	Denmark—	44	25
British East Indies—	45	290	373	490	Greenland, Iceland, etc	65	14,691	8,582	85,959	706,038
India.....	631	740	1,574	2,445	France.....	89	413	432	839	1,227
Straits Settlements.....	12	80	15	595	Japan.....	183	13	39	62
British Guiana.....	141	58	Peru.....	329
British Oceania—	4,363	50	169	346	Netherlands.....	1,818
Australia.....	3	2,127	3,091	3,847	770	Norway.....	14,691
Fiji.....	8,428	Russia.....	31,233	37,999	18,041	70,721	152,118
New Zealand.....	87	1,080	12,024	4,527	United States.....	190	30	138	31
British West Indies.....	699	1,482	931	8,051	15,606	Alaska.....	30
Newfoundland.....	23	109	1,521	6,715	Porto Rico.....	26
Barbados.....	Total.....	476,497	864,984	430,970	426,323	1,805,434
Jamaica.....	RECAPITULATION:
Trinidad and Tobago.....	British Empire.....	444,167	811,615	493,201	268,462	915,471
Other.....	Foreign Countries.....	32,330	53,369	27,769	157,861	889,963
Egypt and Sudan.....	10
Hong Kong.....
Newfoundland.....
Argentine Republic.....
Belgium.....	4

FOODSTUFFS—Continued.
FRUITS AND NUTS—FRUITS CANNED OR PRESERVED

FRUITS AND NUTS—NUTS.

Exported to—	1915	1916	1917	1918	1919	Exported to—	1915	1916	1917	1918	1919
United Kingdom.....	1,605	1,107	149	3,200	United Kingdom.....	471	102	\$ 808
Bermuda.....	354	226	Bermuda.....	42	28	126
British West Indies—	British West Indies—
Barbados.....	159	Bahamas.....	55
Jamaica.....	191	Jamaica.....	335
Trinidad and Tobago.....	Trinidad and Tobago.....
Other.....	203	Other.....	50
Newfoundland.....	825	280	431	105	530	Newfoundland.....	23	23	28	23	485
France.....	2,940	250	700	250	37,512	France.....	87	25	70	46	9,736
St. Pierre and Miquelon.....	31,227	807	12,975	18,093	23,599	St. Pierre and Miquelon.....	1,623	88	1,919	2,250	7,109
United States.....	United States.....	2,246	298	2,017	2,347	18,791
Total.....	36,951	2,424	14,109	19,168	65,430	Total.....	536	185	28	51	1,859
RECAPITULATION:	RECAPITULATION:
British Empire.....	2,784	1,367	431	251	4,569	British Empire.....	1,710	113	1,989	2,296	16,932
Foreign Countries.....	34,167	1,057	13,675	18,914	61,431	Foreign Countries.....

No. 20—Exports of Canadian Produce, by Articles and Countries, during Fiscal Years ended March 31, 1915-1919—*Con.*

Exported to—	1915	1916	1917	1918	1919	Exported to—		1915	1916	1917	1918	1919
United Kingdom.....	Lb. 101	Lb. 970	Lb. 2,037	Lb. 40	Lb. 340,197	United Kingdom.....	\$ 14	\$ 186	\$ 163	\$ 12	\$ 81,608	
Bermuda.....						Bermuda.....						
British Oceania—						British Oceania—						
Fiji.....		Lb. 102				Fiji.....		\$ 25				
Newfoundland.....	Lb. 100	Lb. 150	Lb. 925	Lb. 690	Lb. 25,020	Newfoundland.....	\$ 16	\$ 53	\$ 360	\$ 96	\$ 7,349	
France.....						France.....					\$ 2,532	
Italy.....						Italy.....					\$ 8,819	
Russia.....						Russia.....						\$ 690
United States.....	Lb. 6,728	Lb. 9,701	Lb. 10,948	Lb. 10,659	Lb. 3,310	United States.....	\$ 762	\$ 1,227	\$ 1,284	\$ 1,553	\$ 2,540	
Total.....	Lb. 6,929	Lb. 11,013	Lb. 13,910	Lb. 88,409	Lb. 380,565	Total.....	\$ 792	\$ 1,491	\$ 1,808	\$ 15,012	\$ 92,187	
RECAPITULATION.						RECAPITULATION.						
British Empire.....	Lb. 201	Lb. 1,312	Lb. 2,902	Lb. 640	Lb. 340,197	British Empire.....	\$ 30	\$ 264	\$ 524	\$ 108	\$ 81,608	
Foreign Countries.....	Lb. 6,728	Lb. 9,701	Lb. 10,948	Lb. 87,769	Lb. 40,368	Foreign Countries.....	\$ 762	\$ 1,227	\$ 1,284	\$ 12,904	\$ 10,579	

HOPS.

Exported to—	1915	1916	1917	1918	1919	Exported to—		1915	1916	1917	1918	1919
United Kingdom.....	Lb. 167,935	Lb. 322,110	Lb. 563,852	Lb. 7,433	Lb. 11,999	United Kingdom.....	\$ 35,430	\$ 58,341	\$ 103,850	\$ 103,850	\$ 1,377	\$ 446
British West Indies—		Lb. 15				British West Indies—						
Barbados.....						Barbados.....						
Jamaica.....						Jamaica.....						
Trinidad and Tobago.....						Trinidad and Tobago.....						
Other.....						Other.....						\$ 5
Newfoundland.....	Lb. 1,080	Lb. 25			Lb. 2,575	Newfoundland.....	\$ 220	\$ 11				\$ 441
France—						France—						
St. Pierre and Miquelon.....		Lb. 95			Lb. 30	St. Pierre and Miquelon.....					\$ 27	\$ 9
Japan.....						Japan.....						
United States.....	Lb. 1,211	Lb. 40,041	Lb. 814	Lb. 7,338	Lb. 11,960	United States.....	\$ 242	\$ 10,007	\$ 314	\$ 1,350	\$ 1,960	
Total.....	Lb. 170,226	Lb. 362,197	Lb. 564,666	Lb. 7,433	Lb. 14,580	Total.....	\$ 35,892	\$ 68,366	\$ 104,164	\$ 1,377	\$ 1,715	
RECAPITULATION.						RECAPITULATION.						
British Empire.....	Lb. 169,015	Lb. 322,150	Lb. 563,852	Lb. 7,433	Lb. 2,560	British Empire.....	\$ 35,650	\$ 58,357	\$ 103,850	\$ 103,850	\$ 1,377	\$ 446
Foreign Countries.....	Lb. 1,211	Lb. 40,047	Lb. 814		Lb. 11,999	Foreign Countries.....	\$ 242	\$ 10,009	\$ 314	\$ 1,377	\$ 1,269	

SESSIONAL PAPER No. 10b

MLK AND CREAM
CREAM, FRESH

	Gal.	Gal.	Gal.	Gal.	Gal.	Gal.	Gal.	\$	\$	\$	\$
United Kingdom.....	1,895,575	1,262,250	863,498	585,601	485,015	United Kingdom.....	1,836,006	1,131,832	777,771	656,401	620,725
United States.....	1,895,575	1,262,250	893,498	585,601	485,015	United States.....	1,836,006	1,131,832	777,771	656,401	620,725
Total.....	3,791,150	2,524,500	1,756,996	1,171,202	970,030	Total.....	3,672,012	2,263,664	1,555,542	1,312,802	1,241,450
RECAPITULATION:						RECAPITULATION:					
British Empire.....	1,895,575	1,262,250	893,498	585,601	485,015	British Empire.....	1,836,006	1,131,832	777,771	656,401	620,725
Foreign Countries.....	1,895,575	1,262,250	863,498	585,601	485,015	Foreign Countries.....	1,836,006	1,131,832	777,771	656,401	620,725

Milk, Fresh.

	Gal.	Gal.	Gal.	Gal.	Gal.	Gal.	Gal.	\$	\$	\$	\$
United Kingdom.....	477,692	394,831	760,805	1,116,362	827,973	United Kingdom.....	68,205	59,038	130,492	241,527	226,777
United States.....	477,692	394,831	760,805	1,116,362	827,973	United States.....	68,205	59,038	130,492	241,527	226,777
Total.....	955,384	789,662	1,521,610	2,232,724	1,655,946	Total.....	136,410	118,076	260,984	483,054	453,554
RECAPITULATION:						RECAPITULATION:					
British Empire.....	477,692	394,831	760,805	1,116,362	827,973	British Empire.....	68,205	59,038	130,492	241,527	226,777
Foreign Countries.....	477,692	394,831	760,805	1,116,362	827,973	Foreign Countries.....	68,205	59,038	130,492	241,527	226,777

MLK AND CREAM, CONDENSED, CANNED OR PRESERVED

	Lb.	Lb.	Lb.	Lb.	Lb.	Lb.	Lb.	\$	\$	\$	\$
United Kingdom.....	208,073	4,909,495	3,184,461	8,082,149	30,535,473	United Kingdom.....	12,075	258,448	300,117	1,129,225	4,530,923
Bermuda.....	4,170	14,375	223,812	303,271	108,642	Bermuda.....	336	1,190	22,657	47,406	27,483
British Africa, East.....	4,600	208,840	179,492	504,000	36,000	British Africa, East.....	225	24,150	17,569	13,000	13,000
" South.....			2,250			" South.....			188		
" West.....						" West.....					
British East Indies.....			259,625	292,000		British East Indies.....			16,509	33,750	
India.....			116,820	1,497,000	3,010	India.....			4,988	6,969	800
Straits Settlements.....			130,622	174,735	129,775	Straits Settlements.....			3,102	15,679	24,583
British Guiana.....						British Guiana.....					
British Oceania.....						British Oceania.....					
Australia.....						Australia.....					
" New Zealand.....			8,008			" New Zealand.....			459	680	
" Other.....			408			" Other.....			40		
British West Indies.....	143,594	278,174	826,903	545,763		British West Indies.....	12,384	25,549	96,010	90,170	
Jamaica.....					3,788	Jamaica.....					687
Trinidad and Tobago.....					1,250	Trinidad and Tobago.....					2,112
" Other.....					70,368	" Other.....					13,755
Egypt and Sudan.....					26,895	Egypt and Sudan.....					5,188
Hong Kong.....	123,100	34,118	93,315	384,000		Hong Kong.....			6,105	64,105	
Malta.....	183,760	228,391	422,189	552,000		Malta.....			12,938	12,938	
Newfoundland.....	52,880	975,308	1,095,093	509,460		Newfoundland.....			21,292	43,247	6,652
Belgium.....	398,065	33,536	45,545	2,400		Belgium.....			63,152	79,914	68,014
Chile.....			582,388	660,374		Chile.....			14	93,108	87,358
Cuba.....						Cuba.....			321	14	
Denmark.....						Denmark.....			31,212	2,573	1,917
Greenland, Iceland, etc.....				1,500		Greenland, Iceland, etc.....			552,705	67,148	195
											394

SESSIONAL PAPER No. 10b

Trinidad and Tobago.....	13,755	Philippine Islands.....	746	2,273	4,700	3,710
Other.....	5,188	Total.....	3,085,511	1,961,426	2,279,873	5,862,976
Egypt and Sudan.....	64,105	RECAPITULATION.....				
Hong Kong.....	12,938					
Malta.....	6,655					
Newfoundland.....	68,014	British Empire.....	50,553	339,845	525,861	1,840,245
Belgium.....	87,958	Foreign Countries.....	3,034,978	1,621,581	1,754,012	4,022,031
Chile.....	14					
	321					

PROVISIONS. (Butter, Cheese, Eggs, Lard and Meats.)

BUTTER.

	Lb.	Lb.	Lb.	Lb.	Lb.	\$	\$	\$	\$
United Kingdom.....	585,005	7,121,568	3,311,591	9,915,131	150,612	597,223	2,220,197	1,410,616	4,530,177
Bermuda.....	84,112	38,332	106,678	124,368	24,568	18,086	4,648	43,148	58,776
British Africa, South.....	13,402	47,700	43,449	41,658	3,861	108,169	13,167	18,170	20,068
British Guiana.....	2,740	25,869			956	7,655	9,941		
British Honduras.....									
British Oceania—									
Australia.....	132,988	257,765	201,677		41,710	75,970	50,101	96,365	
British West Indies.....		88,066				30,170			
Barbados.....				27,214					15,763
Jamaica.....				43,081					24,691
Trinidad and Tobago.....				75,242					41,960
Other.....				74,641					42,786
Hong Kong.....	9,750					3,337			
Newfoundland.....	437,861	366,504	362,448	305,090	121,548	110,950	108,549	150,857	148,416
Belgium.....	420			1,205	126	3,929	38	2,340	582
China.....	0,240	100	5,825		2,232				
Colombia.....	1,440								
Costa Rica.....	528	132	1,536	336	194	126	71	841	195
Cuba.....									
Denmark—									
Danish West Indies.....	0,124	6,600		1,102	1,719	1,948	2,376		572
Greenland, Iceland, etc.....									
France—									
St. Pierre and Miquelon.....	69,978	69,443	48,677	80,703	17,368	18,042	20,960	19,730	35,491
Guatemala.....		300	960			57	192		
Honduras.....									
Japan.....	56	250							
Mexico.....	960								
Netherlands—									
Dutch West Indies.....		108					40		
Nicaragua.....	1,200	1,556				556	139		116
Panama.....	14,020	144	2,592	200	4,888	53	757	1,262	
Peru.....			115					46	
Russia.....				50,535					22,075
United States.....	1,367,171	205,029	840,308	2,918,651	268,541	42,665	59,008	256,657	1,190,226
Alaska.....	65	540	1,168		21	342	706		
Total.....	2,724,913	3,441,183	4,926,154	13,650,157	639,025	1,018,769	2,491,992	2,000,467	6,140,864
RECAPITULATION.....									
British Empire.....	1,250,708	3,145,805	4,025,843	10,606,425	343,255	950,960	2,406,543	1,710,056	4,882,607
Foreign Countries.....	1,468,205	295,378	900,311	3,043,732	296,370	67,809	55,449	281,411	1,258,257

No. 20—Exports of Canadian Produce, by Articles and Countries, during Fiscal Years ended March 31, 1915-1919—*Con.*

Exported to—	1915	1916	1917	1918	1919	Exported to—	1915	1916	1917	1918	1919
FOODSTUFFS—Continued.											
PROVISIONS—Continued.											
CHEESE											
United Kingdom.....	135,900,614	167,411,411	179,568,863	168,240,447	120,056,420	United Kingdom.....	18,936,704	26,798,013	36,463,972	36,277,350	27,223,634
Bermuda.....	106,612	121,662	57,023	98,029	162,424	Bermuda.....	36,478	23,925	12,641	26,290	40,683
British Africa, South.....	401,295	721,537	593,886	399,539	British Africa, South.....	73,009	144,868	109,986	102,854
British East Indies—	British East Indies—
Straits Settlements.....	84,806	3,597	10,492	115,845	6,019	Straits Settlements.....	14,765	590	2,810	2,810	1,475
British Guiana.....	1,350	600	125,307	91,068	British Guiana.....	29,932	28,700	31,062
British Oceania—	British Oceania—
Australia.....	73,500	1,784	Australia.....	213	120
Fiji.....	124,637	78,768	Fiji.....	269
New Zealand.....	New Zealand.....	9,555
British West Indies.....	92,155	100,310	British West Indies.....	21,283	14,095	20,849	27,126
Barbados.....	Barbados.....
Jamaica.....	Jamaica.....
Trinidad and Tobago.....	Trinidad and Tobago.....
Other.....	11,175	8,797	9,549	5,809	47,831	Other.....
Hong Kong.....	22,370	Hong Kong.....	2,830	2,093	2,516	1,567	7,907
Malta.....	495,998	287,442	246,213	472,945	382,237	Malta.....	3,050	4,131
Newfoundland.....	16,560	Newfoundland.....	68,592	46,429	48,767	105,796	103,118
Austria-Hungary.....	70,760	Austria-Hungary.....	2,131
Belgium.....	Belgium.....	15,006
Brazil.....	4,867	3,748	1,884	1,918	Brazil.....	306
China.....	390	552	1,878	513	China.....	1,569	891	317	108	108
Cuba.....	410	Cuba.....	73	116	103	588	154
Denmark—	Denmark—
Danish West Indies.....	24,474	3,965	5,480	125	27	Danish West Indies.....	4,000	719	1,234
Greenland, Iceland, etc.....	4,046	Greenland, Iceland, etc.....	39
France.....	3,350	5,830	6,032	7,325	31,212,070	France.....	682	932	40	40	7,432,806
St. Pierre and Miquelon.....	9,951	14,459	12,487	6,882	12,021	St. Pierre and Miquelon.....	2,007	1,071	1,318	1,915	2,283
Mexico.....	56	Mexico.....	3,017	3,112	2,003	3,231
Netherlands—	Netherlands—	15
Dutch West Indies.....	71	Dutch West Indies.....	14
Peru.....	120	21,046	Peru.....	24
Russia.....	8,097	1,400	Russia.....	4,926
Spain.....	253,809	163,308	91,309	79,707	150,095	Spain.....	1,706	238
United States.....	36	43	627	1,535	United States.....	39,461	22,614	24,630	25,511	48,265
Alaska.....	Alaska.....
Philippine Islands.....	Philippine Islands.....	131
Total.....	137,601,061	168,961,583	180,733,436	169,530,753	154,207,017	Total.....	19,213,501	26,860,400	36,721,136	36,602,504	35,223,983
RECAPITULATION.											
British Empire.....	137,298,837	168,823,632	180,613,098	169,432,935	120,801,430	British Empire.....	19,146,854	26,669,980	36,689,541	36,571,974	27,732,137
Foreign Countries.....	392,804	137,951	120,328	97,818	31,405,607	Foreign Countries.....	66,647	29,511	31,595	30,530	7,491,846

SESSIONAL PAPER No. 106

Eggs.

	Dozen.	Dozen.	Dozen.	Dozen.	Dozen.	Dozen.	Dozen.	Dozen.	\$	\$	\$	\$
United Kingdom.....	3,100,247	7,565,884	4,813,115	4,030,232	632,921	United Kingdom.....	2,191,087	1,702,636	1,948,965	329,273		
Bermuda.....	5,180	390	870	390	9,510	Bermuda.....	279	220	5,394	153		
Newfoundland.....	38,060	47,307	36,307	49,213	39,232	Newfoundland.....	14,230	13,739	20,885	31,318		
Denmark—						Denmark—						
Greenland, Iceland, etc.				30		Greenland, Iceland, etc.			14			
France—						France—						
St. Pierre and Miquelon.....	11,313	12,353	9,582	3,249	4,575	St. Pierre and Miquelon.....	3,290	2,927	1,352	2,326		
United States.....	436,569	276,973	275,069	786,909	26,967	United States.....	63,469	90,242	293,365	13,076		
Alaska.....	1,530	645	1,200	770	390	Alaska.....	437	616	565	191		
Total.....	3,592,899	7,898,322	5,107,343	4,896,733	733,445	Total.....	2,273,412	1,810,389	2,271,299	381,558		
RECAPITULATION.												
British Empire.....	3,143,487	7,614,351	4,880,802	4,105,835	701,663	British Empire.....	2,206,196	1,716,505	1,970,003	365,965		
Foreign Countries.....	449,412	283,971	226,541	790,908	31,782	Foreign Countries.....	67,216	93,785	301,296	15,593		

LARD.

	Lb.	Lb.	Lb.	Lb.	Lb.	Lb.	Lb.	Lb.	\$	\$	\$	\$
United Kingdom.....	1,807,146	4,809	1,372,016	1,767,859	267,745	United Kingdom.....	481	279,483	483,428	81,168		
Bermuda.....	517	190	880	21,740	9,329	Bermuda.....	30	184	5,346	2,619		
British West Indies.....			300	4,599		British West Indies.....						
Barbados.....					1,386	Barbados.....						
Jamaica.....						Jamaica.....						
Trinidad and Tobago.....						Trinidad and Tobago.....						
Other.....					940	Other.....						
Newfoundland.....	6,835	9,954	21,652	8,637	42,520	Newfoundland.....	1,224	2,881	1,837	10,497		
Belgium.....	62,510			113,809		Belgium.....			26,828			
Denmark—						Denmark—						
Greenland, Iceland, etc.				240		Greenland, Iceland, etc.			64			
France—						France—						
St. Pierre and Miquelon.....	5,635	8,385	7,210	8,287	21,831	St. Pierre and Miquelon.....	1,038	1,259	2,350	6,777		
Netherlands.....	11,314					Netherlands.....						
Dutch East Indies.....			2,964			Dutch East Indies.....		611				
Russia.....			375	29,326	96,826	Russia.....		65	7,100	24,587		
United States.....	795,029	1,660	296	764	315	United States.....	207	63	7,100	600,821		
Alaska.....	50					Alaska.....			204	88		
Total.....	2,689,036	21,998	1,405,633	1,955,222	2,940,958	Total.....	2,980	284,597	528,382	727,581		
RECAPITULATION.												
British Empire.....	1,814,498	14,953	1,394,818	1,802,736	321,965	British Empire.....	1,735	282,599	491,830	95,598		
Foreign Countries.....	874,538	10,045	10,815	152,486	2,318,753	Foreign Countries.....	1,245	1,998	36,552	632,073		

No. 20—Exports of Canadian Produce, by Articles and Countries, during Fiscal Years ended March 31, 1915-1919—*Cont.*

Exported to—	1915	1916	1917	1918	1919	Exported to—	1915	1916	1917	1918	1919
FOODSTUFFS—Continued.											
PROVISIONS—Continued.											
MEATS—BACON.											
United Kingdom.....	Lb.	Lb.	Lb.	Lb.	Lb.	United Kingdom.....	\$	\$	\$	\$	\$
Bermuda.....	72,036,025	144,150,309	206,510,025	199,343,629	119,319,792	Bermuda.....	11,080,424	25,563,698	42,875,774	57,786,615	38,638,614
British Africa, South.....	3,230	3,041	1,002	6,449	37,940	British Africa, South.....	586	604	239	150	15,026
British East Indies.....				562		British East Indies.....					
Straits Settlements.....						Straits Settlements.....					
British West Indies.....	219	569	1,743	4,965	834	British West Indies.....	46	116	303	347	1,155
Barbados.....						Barbados.....					
Jamaica.....					3,120	Jamaica.....					1,155
Trinidad and Tobago.....					273	Trinidad and Tobago.....					2,638
Other.....					5,959	Other.....					2,300
Gibraltar.....	41,695				100	Gibraltar.....	6,671		100	583	46
Hong Kong.....	31,935	27,258	9,115	15,632	16,763	Hong Kong.....	4,779	5,229	2,036	4,869	6,398
Newfoundland.....	117,569				100	Newfoundland.....	17,625		100		40
Belgium.....						Belgium.....					
China.....						China.....					
Cuba.....	461	366	98			Cuba.....	99	81	25		
Denmark.....						Denmark.....					
Greenland, Iceland, etc.....	5,274	78,192	549,853	386,347	592,731	Greenland, Iceland, etc.....			95,929	132,947	134
France.....	540	1,536	1,220	6,469	5,371	France.....	845	9,908	274	1,870	1,811
St. Pierre and Miquelon.....				420		St. Pierre and Miquelon.....	87	284		198	
Japan.....						Japan.....					
Netherlands.....						Netherlands.....					
Dutch East Indies.....			300			Dutch East Indies.....			100		
Peru.....				200		Peru.....				45	
Russia.....				42,508		Russia.....					15,275
United States.....	4,606,235	615,901	138,406	190,197	680,470	United States.....	707,334	124,176	36,061	62,749	210,280
Alaska.....				105	285	Alaska.....					108
Total.....	76,801,419	144,918,867	207,213,267	199,957,475	129,622,012	Total.....	11,811,825	25,710,757	43,011,439	57,995,116	39,016,058
RECAPITULATION.											
British Empire.....	Lb.	Lb.	Lb.	Lb.	Lb.	British Empire.....	\$	\$	\$	\$	\$
Foreign Countries.....	72,071,400	144,222,872	206,523,000	199,373,497	119,390,320	Foreign Countries.....	11,085,835	25,570,318	42,878,950	57,797,181	38,669,704
	4,730,610	685,955	690,177	583,378	1,231,772		725,000	131,449	132,489	197,565	379,354
MEATS—BEEF.											
United Kingdom.....	Lb.	Lb.	Lb.	Lb.	Lb.	United Kingdom.....	\$	\$	\$	\$	\$
Bermuda.....	1,330,282	13,012,371	15,179,195	32,708,400		Bermuda.....	179,998	2,009,427	2,213,837	5,186,882	
British Africa, South.....	14,818	9,644	1,426	290,504		British Africa, South.....	1,954	1,267	200	48,926	
British West Indies.....	1,400	8,014,821	9,900			British West Indies.....	152	19	900		
Gibraltar.....						Gibraltar.....					
Newfoundland.....	428,894	591,153	799,420	800,666		Newfoundland.....	661,072	62,152	90,197	125,747	

SESSIONAL PAPER No. 10b

Belgium.....	800	15,000	40,000	Belgium.....	80	1,949	6,550
Cuba.....	50	Cuba.....	7
Denmark.....	4,000	Denmark.....	400
Greenland, Iceland, etc.	13,729,614	18,544,500	39,544,846	France.....	1,807,202	2,255,921	5,745,897
France.....	10,977	28,934	11,302	St. Pierre and Miquelon.....	1,217	2,080	2,356
St. Pierre and Miquelon.....	769	823,852	Germany.....	151,439	84,640	29,492
Germany.....	1,706,407	35,000	79,075	Italy.....	4,000	9,430
Italy.....	10,039,593	12,672,602	Netherlands.....	1,701,145	1,085,772	1,850,375
Netherlands.....	17,036,698	69,260	70,369	Russia.....	818	8,435	10,605
Russia.....	3,449	47,422,564	86,565,104	United States.....	1,988,489	5,750,435	13,016,378
United States.....	18,828,257	15,989,941	33,949,570	Alaska.....
Alaska.....	1,775,564	24,894,463	52,615,534	Total.....	1,703,434	3,449,211	7,694,823
Total.....	17,052,693	29,556,233	RECAPITULATION.
RECAPITULATION.	British Empire.....	225,055	2,205,224	5,361,555
British Empire.....	1,775,564	15,989,941	33,949,570	Foreign Countries.....	1,478,379	3,449,211	7,694,823
Foreign Countries.....	17,052,693	29,556,233	52,615,534				

MEATS—BEEF, FRESH

United Kingdom.....	Lb.	Lb.	Lb.	United Kingdom.....	\$	\$	\$
Bermuda.....	91,644,935	Bermuda.....	19,491,934
British West Indies—	41,944	British West Indies—	8,675
Barbados.....	Barbados.....
Jamaica.....	Jamaica.....
Trinidad and Tobago.....	Trinidad and Tobago.....
Other.....	381	Other.....	110
Newfoundland.....	1,003,883	Newfoundland.....	171,348
France.....	22,026	France.....	4,468
St. Pierre and Miquelon.....	122,400	St. Pierre and Miquelon.....	20,196
Norway.....	32,965,644	Norway.....	6,026,867
United States.....	1,520	United States.....	357
Alaska.....	Alaska.....
Total.....	125,802,733	Total.....	26,223,955
RECAPITULATION.	RECAPITULATION.
British Empire.....	92,691,143	British Empire.....	20,172,067
Foreign Countries.....	33,111,590	Foreign Countries.....	6,051,888

MEATS—BEEF, PICKLED OR OTHERWISE CURED.

United Kingdom.....	Lb.	Lb.	Lb.	United Kingdom.....	\$	\$	\$
Bermuda.....	843,942	Bermuda.....	155,685
British West Indies—	900	British West Indies—	178
Barbados.....	Barbados.....
Jamaica.....	Jamaica.....
Trinidad and Tobago.....	Trinidad and Tobago.....
Other.....	100	Other.....	23
Newfoundland.....	85,406	Newfoundland.....	13,134
Belgium.....	25,000	Belgium.....	9,000

No. 20—Exporters of Canadian Produce, by Articles and Countries, during Fiscal Years ended March 31, 1915-1919—*Con.*

Exported to	1915	1916	1917	1918	1919	Exported to	1915	1916	1917	1918	1919	
Denmark						Denmark—						
Greenland, Iceland, etc.						Greenland, Iceland, etc.					76	
Netherlands						Netherlands	185,690				34,500	
Norway						Norway	62,200				11,818	
United States						United States	801,613				146,445	
Total						Total	2,007,561				370,850	
RECAPITULATION												
British Empire						British Empire	930,348					169,020
Foreign Countries						Foreign Countries	1,077,213					201,830

FOODSTUFFS—Continued

PROVISIONS—Continued

MEATS, BEER, PICKLED OR OTHERWISE CURED—Continued

	Lb.	Lb.	Lb.	Lb.	Lb.		\$	\$	\$	\$	\$
United Kingdom	6,039,495	4,287,302	1,549,254	7,546,825	1,027,061	United Kingdom	1,027,061	2,582,893	1,181,788	532,640	3,087,592
Bermuda	11,171	25,448	1,373	15,199	1,138	Bermuda	1,138	2,201	3,526	284	3,580
British Africa, South			230			British Africa, South					
British East Indies						British East Indies—					
Other						Other					
British Gambia	1,554		180	1,859		British Gambia		186			380
British Honduras			1,622			British Honduras					529
British Oceania			22			British Oceania—					49
Australia			255	16,352		Australia					565
Philippines						Philippines		72			
New Zealand			1,300	972		New Zealand					1,942
British West Indies	900	12,384	1,508	7,487	87	British West Indies	87	725	1,904	689	2,810
Barbados						Barbados					1,309
Jamaica						Jamaica					3,084
Trinidad and Tobago						Trinidad and Tobago					1,977
Other						Other					109,809
Egypt and Sudan			2,308	433,809		Egypt and Sudan					31,640
Hong Kong	60			108,300		Hong Kong					988
Newfoundland	22,000	19,258	21,940	10,367	6	Newfoundland	6	3,469	1,628	2,485	4,551
Belgium	284,320					Belgium	1,295				
Belgian Congo						Belgian Congo	28,432				
Cuba			180			Cuba					394
Denmark	56,615	31,200				Denmark					70
Greenland, Iceland, etc.						Greenland, Iceland, etc.					
France	3,204,504	408,237	2,170,638	11,688,400	60	France	603,903	52,812	598,752	476	1,417,466
St. Pierre and Miquelon	432	1,429	2,661	1,837		St. Pierre and Miquelon	81	225	326	314	426
Italy						Italy					51,290
Japan		120	76			Japan		20	22		472

MEATS—CANNED

	Lb.	Lb.	Lb.	Lb.	Lb.		\$	\$	\$	\$	\$
United Kingdom	6,039,495	4,287,302	1,549,254	7,546,825	1,027,061	United Kingdom	1,027,061	2,582,893	1,181,788	532,640	3,087,592
Bermuda	11,171	25,448	1,373	15,199	1,138	Bermuda	1,138	2,201	3,526	284	3,580
British Africa, South			230			British Africa, South					
British East Indies						British East Indies—					
Other						Other					
British Gambia	1,554		180	1,859		British Gambia		186			380
British Honduras			1,622			British Honduras					529
British Oceania			22			British Oceania—					49
Australia			255	16,352		Australia					565
Philippines						Philippines		72			
New Zealand			1,300	972		New Zealand					1,942
British West Indies	900	12,384	1,508	7,487	87	British West Indies	87	725	1,904	689	2,810
Barbados						Barbados					1,309
Jamaica						Jamaica					3,084
Trinidad and Tobago						Trinidad and Tobago					1,977
Other						Other					109,809
Egypt and Sudan			2,308	433,809		Egypt and Sudan					31,640
Hong Kong	60			108,300		Hong Kong					988
Newfoundland	22,000	19,258	21,940	10,367	6	Newfoundland	6	3,469	1,628	2,485	4,551
Belgium	284,320					Belgium	1,295				
Belgian Congo						Belgian Congo	28,432				
Cuba			180			Cuba					394
Denmark	56,615	31,200				Denmark					70
Greenland, Iceland, etc.						Greenland, Iceland, etc.					
France	3,204,504	408,237	2,170,638	11,688,400	60	France	603,903	52,812	598,752	476	1,417,466
St. Pierre and Miquelon	432	1,429	2,661	1,837		St. Pierre and Miquelon	81	225	326	314	426
Italy						Italy					51,290
Japan		120	76			Japan		20	22		472

SESSIONAL PAPER No. 10b

Liberia.....	2,500	582,336	9,828,800	13,415	60,660	310	60,752
Netherlands.....	53,000	119,681	1,582,791	663,850	24,293	6,450	60,752
Russia.....	91,679	4,925	11,839,833	85	39,826	11,658	176,256
United States.....	96	7,914	2,331,912	124	1,056	46	46
Alaska.....	7,914	13,422,624	11,149,717	2,340,081	1,717,758	3,695,384
Porto Rico.....	7,914	2,730,916	1,188,816	538,838
Total.....	9,882,662	11,031,803	6,976,091	13,422,624	11,149,717	1,188,816	538,838
RECAPITULATION.	6,076,626	9,828,800	4,344,482	1,582,791	8,152,485	1,188,816	3,288,664
British Empire.....	3,806,036	1,203,003	2,331,912	11,839,833	5,983,232	528,912	3,156,546
Foreign Countries.....	1,630,490	1,188,816	3,288,664
Total.....	3,806,036	1,203,003	2,331,912	11,839,833	7,613,722	1,188,816	3,156,546
RECAPITULATION.	6,076,626	9,828,800	4,344,482	1,582,791	8,152,485	1,188,816	3,288,664
British Empire.....	3,806,036	1,203,003	2,331,912	11,839,833	5,983,232	528,912	3,156,546
Foreign Countries.....	1,630,490	1,188,816	3,288,664
Total.....	3,806,036	1,203,003	2,331,912	11,839,833	7,613,722	1,188,816	3,156,546

MEATS—GAME, DRESSED OR UNDRÉSSED.

United Kingdom.....	\$	\$	\$	\$	\$	\$	\$
Newfoundland.....	197	422	274	100	106	136	876
France.....	2,143	3,735	9,050	7,970	4,918	9,324	8,117
St. Pierre and Miquelon.....	2,340	4,147	9,324	8,120	5,018	4,147	5,048
United States.....
Total.....	2,340	4,147	9,324	8,120	5,018	4,147	5,048
RECAPITULATION.	2,340	4,147	9,324	8,120	5,018	4,147	5,048
British Empire.....	2,340	4,147	9,324	8,120	5,018	4,147	5,048
Foreign Countries.....

MEATS—HAMS.

United Kingdom.....	Lb.	Lb.	Lb.	Lb.	Lb.	Lb.	Lb.
Bermuda.....	1,716,388	6,156,211	3,373,030	7,376,160	17,958,874	706,895	1,196,117
British Africa, South.....	37,822	10,864	37,822	7,662	1,815	1,379,346	2,087,378
British East Indies.....	558	1,188,841	1,613,181
Straits Settlements.....	10,809	2,817	567	425	2,237,576	603,825	474,197
British West Indies.....	2,817	1,725	8,281	7,101	1,742	162,770	474,197
Barbados.....	2,028	1,725	327	683	1,742	162,770	474,197
Jamaica.....	1,300	1,725	327	683	1,742	162,770	474,197
Trinidad and Tobago.....	1,673	1,725	327	683	1,742	162,770	474,197
Other.....	6,061	1,725	327	683	1,742	162,770	474,197
Hong Kong.....	37,067	33,681	327	683	1,742	162,770	474,197
Newfoundland.....	33,681	327	683	1,742	162,770	474,197
Cuba.....	138	70	12,091
Denmark.....
Greenland, Iceland, etc.....	600	336	982,321	503,432	149	108	210
France.....	39	1,153,237	7,991	4,841	1,815	156,067	353,509
St. Pierre and Miquelon.....	326	2,667	7,991	4,841	1,815	1,257	1,844
Peru.....	2,237,576	200	30,652	832,523	8,744,079	119,683	652,653
United States.....	110	502,185	30,652	832,523	110	5,376	38
Alaska.....	532	110	30,652	832,523	110	5,376	38
Total.....	2,652,917	7,875,523	4,403,244	8,732,857	17,958,874	706,895	1,196,117
RECAPITULATION.	1,376,151	6,156,211	3,373,030	7,376,160	17,958,874	706,895	1,196,117
British Empire.....	482	10,864	37,822	7,662	1,815	1,379,346	2,087,378
Foreign Countries.....	2,340	7,970	9,050	11,839,833	1,630,490	1,188,841	1,613,181
Total.....	2,340	7,970	9,050	11,839,833	1,630,490	1,188,841	1,613,181
British Empire.....	2,340	7,970	9,050	11,839,833	1,630,490	1,188,841	1,613,181
Foreign Countries.....	162,770	474,197

No. 20—Exports of Canadian Produce, by Articles and Countries, during Fiscal Years ended March 31, 1915-1919—*Con.*

Exported to—	1915	1916	1917	1918	1919	Exported to—	1915	1916	1917	1918	1919
FOODSTUFFS—Continued.											
PROVISIONS—Continued.											
MEATS—MUTTON.											
United Kingdom.....	Lb.	Lb.	Lb.	Lb.	Lb.	United Kingdom.....	\$	\$	\$	\$	\$
Bermuda.....	4,402	4,615	80,249	184,513	10,645	Bermuda.....	573	640	13,452	47,225	2,059
British Guiana.....	3,340	3,212	340	32,512	6,802	British Guiana.....	488	612	452	6,878	1,702
British West Indies.....	1,454	5,032	3,161	7,597	515	British West Indies.....	265	496	488	1,691
Barbados.....	504	7,597	515	Barbados.....	137
Trinidad and Tobago.....	501	Trinidad and Tobago.....	155
Newfoundland.....	26,322	40,553	27,592	37,897	50,532	Newfoundland.....	2,755	4,863	3,755	7,379	9,839
France.....	3,378	3,420	2,299	526	5,919	France.....	393	445	410	137	1,532
St. Pierre and Miquelon.....	1,029,021	45,973	44,543	589,625	1,858,394	St. Pierre and Miquelon.....	119,911	7,800	9,185	128,273	125,827
United States.....	386	296	160	United States.....	160	55
Alaska.....	Alaska.....
Total.....	1,064,963	99,593	167,993	855,517	1,933,308	Total.....	124,087	14,360	27,491	192,224	441,221
RECAPITULATION											
British Empire.....	32,178	50,200	120,855	265,566	68,995	British Empire.....	3,623	6,115	17,841	63,814	13,862
Foreign Countries.....	1,032,785	49,393	47,138	599,151	1,864,313	Foreign Countries.....	120,464	8,245	9,650	128,410	427,359
MEATS—PORK.											
United Kingdom.....	Lb.	Lb.	Lb.	Lb.	Lb.	United Kingdom.....	\$	\$	\$	\$	\$
Bermuda.....	5,849,254	10,198,476	42,279,429	5,538,790	5,538,790	Bermuda.....	781,643	1,645,333	2,301,740	1,478,054
British West Indies.....	1,791	55,875	1,625	672	672	British West Indies.....	217	6,817	121	155
Newfoundland.....	65,937	65,919	55,868	3,481	55,868	Newfoundland.....	13,419	4,847	2,980	645
Belgium.....	128,088	80,878	56,864	75,263	80,878	Belgium.....	13,419	9,192	8,155	11,658
Cuba.....	5,400	6,100	Cuba.....	450
Denmark.....	2,000	Denmark.....	124	549
Greenland, Iceland, etc.....	Greenland, Iceland, etc.....	88
France.....	30,666	444,471	525,913	262,421	400	France.....	5,458	75,501	84,812	68,914
St. Pierre and Miquelon.....	28,457	25,191	17,005	13,719	13,719	St. Pierre and Miquelon.....	3,157	3,034	2,968	3,535
United States.....	15,178,341	2,268,989	1,037,598	2,015,029	2,015,029	United States.....	1,791,592	245,939	121,524	489,134
Alaska.....	5,400	370	458	25	25	Alaska.....	109	69	77	9
Total.....	21,238,226	13,142,169	13,987,460	7,909,803	7,909,803	Total.....	2,599,844	1,990,856	2,522,926	2,052,192
RECAPITULATION											
British Empire.....	6,645,070	10,401,148	12,306,780	5,618,200	5,618,200	British Empire.....	799,078	1,666,189	2,312,996	1,490,512
Foreign Countries.....	15,243,156	2,741,021	1,590,674	2,291,594	2,291,594	Foreign Countries.....	1,800,766	324,667	299,930	561,680

SESSIONAL PAPER No. 10b

MEATS—PORK—FRESH.

	Lb.	Lb.	Lb.	Lb.	Lb.	\$	\$	\$	\$	\$
United Kingdom.....										
Bermuda.....				100						11
British West Indies—										
Barbados.....										
Jamaica.....				318						108
Trinidad and Tobago				10,400						2,425
Other.....				64,353						12,572
Newfoundland.....										
France—				21,408						5,215
St. Pierre and Miquelon				2,394,763						572,621
United States.....										
Total.....				2,410,382						592,955
RECAPITULATION:										
British Empire.....				84,151						15,119
Foreign Countries.....				2,326,231						577,836

MEATS—PORK, PICKLED OR OTHERWISE CURED.

	Lb.	Lb.	Lb.	Lb.	Lb.	\$	\$	\$	\$	\$
United Kingdom.....										
Bermuda.....										
British Honduras.....										
British West Indies—										
Barbados.....										
Jamaica.....				108,000						12,769
Trinidad and Tobago				200						40
Other.....				17,800						3,422
Newfoundland.....				11,300						2,017
China.....				91,345						17,338
Denmark.....				50						19
Greenland, Iceland, etc.....				1,000						285
France—				200						55
St. Pierre and Miquelon				1,531,097						416,415
United States.....										
Total.....				34,907,724						11,118,069
RECAPITULATION:										
British Empire.....				33,375,377						10,701,295
Foreign Countries.....				1,532,347						416,774

MEATS—POULTRY, DRESSED OR UNDRESSED.

	\$	\$	\$	\$	\$	\$	\$	\$	\$	\$
United Kingdom.....										
Bermuda.....										
British Africa, South.....										
British Guiana.....										
British Oceania—										
Australia.....				342						70,474
Fiji.....				71						119
British West Indies.....				30						61,529
Hong Kong.....				27						1,049
Newfoundland.....				8,807						69,206
Total.....				11,174						212,992
RECAPITULATION:										
British Empire.....				40,662						603
Foreign Countries.....				64,791						138,614
United Kingdom.....				22,050						286
Bermuda.....				730						28,749
British Africa, South.....				30						59,054
British Guiana.....				55						1,049
British Oceania—										
Australia.....				300						70,474
Fiji.....				66						119
British West Indies.....				30						61,529
Hong Kong.....				412						1,049
Newfoundland.....				17,490						69,206
Total.....				6,320						212,992
RECAPITULATION:										
British Empire.....				73,775						52,588
Foreign Countries.....				139,217						59,340
United Kingdom.....				22,050						286
Bermuda.....				730						28,749
British Africa, South.....				30						59,054
British Guiana.....				55						1,049
British Oceania—										
Australia.....				300						70,474
Fiji.....				66						119
British West Indies.....				30						61,529
Hong Kong.....				412						1,049
Newfoundland.....				17,490						69,206
Total.....				25,717						111,878
RECAPITULATION:										
British Empire.....				73,775						52,588
Foreign Countries.....				139,217						59,340

No. 20—Exports of Canadian Produce, by Articles and Countries, during Fiscal Years ended March 31, 1915-1919—*Con.*

Exported to—	1915	1916	1917	1918	1919	Exported to—	1915	1916	1917	1918	1919
FOODSTUFFS—Continued.											
PROVISIONS—Continued.											
MEATS, TONGUES.											
United Kingdom.....	Lb.	Lb.	Lb.	Lb.	Lb.	United Kingdom.....	\$	\$	\$	\$	\$
Newfoundland.....	12,272	194,745	141,406	88,345	162,529	Newfoundland.....	23,560	22,203	23,560	19,932	28,902
Denmark.....	1,300	299,435	470	470	2,128	Denmark.....	72	50	72	50	314
Greenland, Iceland, etc.	178,897	299,435	148,548	84,154	123,546	Greenland, Iceland, etc.	260	36,892	21,972	14,354	52
Switzerland.....	192,469	485,189	290,474	173,009	288,403	Switzerland.....	22,074	36,892	21,972	14,354	21,095
United States.....	12,272	194,745	141,406	88,345	162,529	United States.....	24,703	50,095	45,094	31,336	53,363
Total.....	189,137	290,435	148,548	84,154	123,546	Total.....	22,334	22,203	23,632	19,982	29,216
RECAPITULATION.											
British Empire.....	189,137	290,435	148,548	84,154	123,546	British Empire.....	22,334	22,203	23,632	19,982	29,216
Foreign Countries.....	12,272	194,745	141,406	88,345	162,529	Foreign Countries.....	22,334	36,892	21,972	14,354	21,117
MEATS, NO.F.											
United Kingdom.....	Lb.	Lb.	Lb.	Lb.	Lb.	United Kingdom.....	\$	\$	\$	\$	\$
Bermuda.....	1,011,256	1,898,510	1,553,227	4,059,411	3,281,498	Bermuda.....	96,862	101,719	93,650	462,818	368,814
British Guiana.....	120	2,590	229	28,179	13,511	British Guiana.....	6	416	28	3,729	2,440
British West Indies.....	17,628	7,860	7,235	630	967	British West Indies.....	907	447	452	111	111
Barbados.....	106,240	86,111	13,990	41,415	4,869	Barbados.....	4,869	3,099	856	4,404
Jamaica.....	630	Jamaica.....	195
Trinidad and Tobago.....	765	Trinidad and Tobago.....	221
Other.....	765	Other.....
Hong Kong.....	1,400	21,600	13,790	Hong Kong.....	136	3,480	3,801
Newfoundland.....	27,512	37,747	23,973	48,325	65,881	Newfoundland.....	2,684	3,107	2,976	4,690	8,031
Cuba.....	44,300	62,100	30,800	Cuba.....	2,253	2,995	1,357
Denmark.....	200	Denmark.....	49
Greenland, Iceland, etc.	904	31,008	817	Greenland, Iceland, etc.	82	1,862	244
France.....	12,000	France.....	770
French Guiana.....	7,600	French Guiana.....	314
West Indies.....	90	320	6,034	500	3,081	West Indies.....	25	60	91	394
St. Pierre and Miquelon.....	17,589	20,000	St. Pierre and Miquelon.....	1,111	1,000
Germany.....	Germany.....
Portugal.....	Portugal.....
Russia.....	Russia.....
Spain.....	Spain.....
Sweden.....	50,500	9,720	Sweden.....	2,009	561	2,070
United States.....	3,197,698	1,821,486	2,112,642	2,825,480	2,510,019	United States.....	198,625	85,928	125,169	209,996	292,336
Total.....	4,403,437	3,939,164	3,762,168	7,016,790	5,895,181	Total.....	310,693	290,614	225,697	719,371	588,305
RECAPITULATION.											
British Empire.....	1,162,756	2,004,250	1,601,255	4,190,580	3,376,081	British Empire.....	105,388	108,921	97,962	479,295	383,595
Foreign Countries.....	3,240,681	1,934,914	2,160,913	2,825,180	2,519,100	Foreign Countries.....	205,275	91,720	127,735	270,106	204,810

SESSIONAL PAPER No. 10b

TOTAL MEATS.

	\$	\$	\$	\$	\$	\$	\$	\$	\$	\$	\$	\$
United Kingdom.....	15,240,202	33,152,407	67,110,046	73,613,471	770							
Bermuda.....	5,125	13,519	66,604	46,139	344							
British Africa, South.....			4,176		9,578					9,431		16,316
British East Indies—												
Straits Settlements.....												
Other.....			303									
British Guiana.....	967	1,245	4,045									
British Honduras.....			1,314	3,024	380							
British Oceania—			49	4,650	22							
Australia.....			342	34,358	310							
Fiji.....			143	66	100							
New Zealand.....	9,331	8,921	442	1,912								
British West Indies—			7,449									
Barbados.....												
Jamaica.....												
Trinidad and Tobago.....												
Other.....												
Egypt and Sudan.....												
Gabraltar.....												
Hong Kong.....	58	968,643	5,707	38,487	2,000							
Newfoundland.....	78,462	100,928	171,929	281,536	260							
Belgium.....	46,587		6,550	109,800	645							
Belgian Congo.....					1,087							
China.....	9,921	5,815	394		1,086							
China.....		400		129								
Denmark.....			2,244									
Greenland, Iceland, etc.....												
France.....	640,317	2,083,727	9,402,450	1,569,173	22,067,941							
British Empire.....			812	809	15,304,145							
Foreign Countries.....			1,590,638	1,569,173	6,763,796							
Total.....			3,101,725	3,138,352	38,196,542							
RECAPITULATION.....												
British Empire.....			812	809	15,304,145							
Foreign Countries.....			1,590,638	1,569,173	6,763,796							
Total.....			3,101,725	3,138,352	38,196,542							
RECAPITULATION.....												
British Empire.....			812	809	15,304,145							
Foreign Countries.....			1,590,638	1,569,173	6,763,796							
Total.....			3,101,725	3,138,352	38,196,542							

TOTAL PROVISIONS.

	\$	\$	\$	\$	\$	\$	\$	\$	\$	\$	\$	\$
United Kingdom.....	35,361,533	62,329,541	89,093,427	106,079,703	2,131							
Bermuda.....	57,837	55,200	110,471	159,911	68,298							
British Africa, South.....			21,869									
British East Indies—			123,093	105,302								
Straits Settlements.....			3,113	4,475								
Other.....			500									
British Guiana.....	19,593	20,232	39,636	47,661	2,252							
British Honduras.....	956		50,536	4,650	430							
British Oceania—					10,188							
Australia.....			300	34,358	5,728							
Fiji.....												
New Zealand.....	213	76,432	565	1,942								
British West Indies—			512									
Barbados.....												
Jamaica.....												
Trinidad and Tobago.....												
Other.....												
Egypt and Sudan.....												
Gabraltar.....												
Hong Kong.....	2,888	968,643	5,707	41,783	412							
Malta.....	3,050	5,593	7,274	38,487	27,371							
Newfoundland.....	280,828	273,761	301,960	575,385	1,255							
British Empire.....			451,304									
Foreign Countries.....												
Total.....			301,960	575,385	340							
RECAPITULATION.....												
British Empire.....			451,304									
Foreign Countries.....												
Total.....			301,960	575,385	340							
RECAPITULATION.....												
British Empire.....			451,304									
Foreign Countries.....												
Total.....			301,960	575,385	340							

No. 20—Exports of Canadian Produce, by Articles and Countries, during Fiscal Years ended March 31, 1915-1919—*Con.*

Exported to—	1915	1916	1917	1918	1919	Exported to—	1915	1916	1917	1918	1919
FOODSTUFFS—Continued.											
TOTAL PROVISIONS—Concluded.											
Netherlands	1,056	60,660	11,050	29,492	34,490	Switzerland	200	1,767,936	1,628,821	3,565,178	10,778,125
Dutch East Indies	711	54	54	54	54	United States	6,544,870	1,457	11,871	12,118	904
British East Indies	422	550	129	129	32,914	Alaska	1,789	1,066	1,066	377	
British West Indies	4,888	55	757	1,262	116	Philippine Islands					
Nicaragua				153		Porto Rico					
Norway		1,000		9,450	129,485	Total	43,192,640	95,455,848	121,302,357	128,064,147	
Denmark						RECAPITULATION:					
Portugal	1,706	238	561	30,909	12,016	British Empire	35,872,291	64,065,891	90,564,455	108,124,752	107,251,155
Russia	2,000			2,850	30,395	Foreign Countries	7,320,349	4,116,312	4,891,393	13,177,605	20,812,992
Sweden						Total					
SALT.											
United Kingdom	Cwt. 15	Cwt. 649	Cwt. 63	Cwt. 34	Cwt. 553	United Kingdom	\$ 15	\$ 657	\$ 161	\$ 34	\$ 928
Bermuda		3	100	245		Bermuda		5	210	191	
British East Indies						British East Indies—					
Straits Settlements				20		Straits Settlements					50
British Oceania						British Oceania—					
Australia	300	48	31			Australia	112	88	60		
British West Indies						British West Indies					
Barbados						Barbados					
Jamaica						Jamaica					
Trinidad and Tobago						Trinidad and Tobago					
Other						Other					216
Hong Kong				150	103	Hong Kong				122	1,005
Newfoundland	5,103	5,118	2,996	30,400	11,634	Newfoundland	3,516	2,901	1,953	24,823	12,260
Belgium	2					Belgium	8				
Denmark						Denmark—					
Greenland, Iceland, etc.		70			8	Greenland, Iceland, etc.		42			9
France	10	10		25,017	16	France	6	13			72
St. Pierre and Miquelon	8	7	2,011		58	St. Pierre and Miquelon	5	9	965	18,456	
Russia						Russia					39
United States	4,080	2,465	839	5,298	3,816	United States	1,847	1,811	703	3,059	2,553
Total	9,519	8,373	6,049	61,304	15,941	Total	5,509	5,536	4,082	46,715	17,082
RECAPITULATION:						RECAPITULATION:					
British Empire	5,419	5,818	3,199	30,909	12,016	British Empire	3,643	3,651	2,384	25,100	14,409
Foreign Countries	4,100	2,555	2,850	30,395	3,928	Foreign Countries	1,866	1,875	1,698	21,525	2,673

No. 20—Exports of Canadian Produce, by Articles and Countries, during Fiscal Years ended March 31, 1915-1919—*Con.*

Exported to—	1915	1916	1917	1918	1919	Exported to—	1915	1916	1917	1918	1919
FOODSTUFFS—Continued.											
SUGAR, SYRUP AND MOLASSES—Concluded.											
MAPLE SYRUP—Continued.											
Russia	Lb.	Lb.	Lb.	Lb.	Lb.	Russia	Lb.	Lb.	Lb.	Lb.	Lb.
United States	1,381,590	1,698,779	2,743,459	3,377,216	3,420,178	United States	124,704	172,619	290,697	491,849	1,490,977,443
Total	1,462,416	1,749,095	2,807,252	3,531,780	4,703,396	Total	131,477	178,791	298,512	527,736	1,062,895
RECAPITULATION.											
British Empire	80,626	50,279	63,802	92,438	169,747	British Empire	6,733	6,169	7,875	15,007	48,647
Foreign Countries	1,381,790	1,698,816	2,743,459	3,439,351	4,533,649	Foreign Countries	124,741	172,625	290,697	510,129	1,014,248
MAPLE SYRUP.											
United Kingdom	Gal.	Gal.	Gal.	Gal.	Gal.	United Kingdom	\$	\$	\$	\$	\$
Bermuda	2,216	2,322	6,900	2,772	3,785	Bermuda	2,380	2,635	7,577	4,062	6,072
British Africa, South	65	13	77	15	15	British Africa, South	64	13	86	86	47
British Oceania—	5	115	70	200	15	British Oceania—	7	133	102	228
Australia	6	32	6	Australia	10	36	19	15
British West Indies	British West Indies
Trinidad and Tobago	Trinidad and Tobago
Newfoundland	206	322	307	28	28	Newfoundland	220	356	358	46	95
Belgium	75	Belgium	63	27
China	China
France	France
St. Pierre and Miquelon	97	St. Pierre and Miquelon	51
Japan	Japan	26
Russia	Russia	105
United States	3,598	2,352	3,792	2,969	2,969	United States	3,914	2,682	3,888	4,435	4,411
Alaska	Alaska
Total	6,165	5,170	11,294	10,907	6,970	Total	6,687	5,704	12,124	16,118	12,202
RECAPITULATION.											
British Empire	2,492	2,808	7,295	3,009	3,857	British Empire	2,680	3,147	8,159	4,375	6,256
Foreign Countries	3,673	2,362	3,899	7,898	3,092	Foreign Countries	4,007	2,647	3,965	11,703	5,946
SUGAR, ALL KINDS, N.O.P.											
United Kingdom	Lb.	Lb.	Lb.	Lb.	Lb.	United Kingdom	\$	\$	\$	\$	\$
Bermuda	459,394	34,437,384	49,857,202	52,089	52,089	Bermuda	22,650	22,650	2,036,377	3,185,873	4,823
British Africa, South	162,050	111,100	609,339	104,301	104,301	British Africa, South	8,578	8,578	9,208	12,381	9,502
British Guiana	British Guiana
British West Indies	British West Indies
Newfoundland	2,750	200	1,090	11,486	11,486	Newfoundland
Total	6,888	705,365	4,050,515	375,249	375,249	Total

SESSIONAL PAPER No. 10b

	500							15																	
Belgium.....																									
Denmark—																									
Greenland, Iceland, etc.																									
France.....																									
St. Pierre and Miquelon.....																									
Mexico.....																									
Russia.....																									
United States.....																									
Alaska.....																									
Uruguay.....																									
Total.....	12,550	629,274	57,758,131	133,945,375	2,052,935			640	31,714	3,496,589	8,976,086														
RECAPITULATION.																									
British Empire.....	2,780	628,532	35,258,691	54,541,872	535,533			172	31,664	2,083,537	3,532,271														
Foreign Countries.....	9,770	742	22,529,440	82,403,503	1,517,402			468	50	1,413,052	5,444,415														

SUGAR-HOUSE SYRUP.

	Gal.	Gal.	Gal.	Gal.	Gal.	Gal.	Gal.	Gal.	Gal.	Gal.	Gal.	Gal.	Gal.	Gal.	Gal.	Gal.	Gal.	Gal.	Gal.	Gal.	Gal.	Gal.	Gal.	Gal.	Gal.
United Kingdom.....	76,718	114,850																							
United States.....	38,190	24,089	116,983																						
Total.....	131,908	139,539	116,983																						
RECAPITULATION.																									
British Empire.....	76,718	114,850	116,983																						
Foreign Countries.....	38,190	24,089																							

TOTAL SUGAR, SYRUP AND MOLASSES.

	\$	\$	\$	\$	\$	\$	\$	\$	\$	\$	\$	\$	\$	\$	\$	\$	\$	\$	\$	\$	\$	\$	\$	\$	\$
United Kingdom.....	49,179	83,035	2,084,613	3,488,142	982,297																				
Bermuda.....	288	9,322	9,379	43,436	20,195																				
British Africa, South.....	12	415	1,205	2,298	39,977																				
British East Indies—																									
Ceylon.....																									
India.....	22			955	161																				
British Guiana.....					8																				
British Oceania—					252																				
Australia.....	153	10	3,144	4,384	15,850																				
New Zealand.....	3,282	313	2,163	2,944	14,961																				
British West Indies.....	169	244	631	1,562	1,407																				
Barbados.....					280																				
Jamaica.....					752																				
Trinidad and Tobago.....					45																				
Other.....					4.5																				
Egypt and Sudan.....					46,294																				
Gibraltar.....					1,080																				
Hong Kong.....					3,400																				
Newfoundland.....	38,367	37,291	99,685	398,603	293,224																				
Belgium.....	698																								
China.....	83	147	837	1,721	1,328																				
Cuba.....	88	4			2,071																				
Total.....	12,550	629,274	57,758,131	133,945,375	2,052,935			640	31,714	3,496,589	8,976,086														
RECAPITULATION.																									
British Empire.....	76,718	114,850	116,983					172	31,664	2,083,537	3,532,271														
Foreign Countries.....	38,190	24,089						468	50	1,413,052	5,444,415														

No. 20—Exports of Canadian Produce, by Articles and Countries, during Fiscal Years ended March 31, 1915-1919—*Con.*

Exported to—		1915	1916	1917	1918	1919	Exported to—		1915	1916	1917	1918	1919
FOODSTUFFS—Continued.													
VEGETABLES.													
BEETS, SUGAR.													
		Ton.	Ton.	Ton.	Ton.	Ton.			\$	\$	\$	\$	\$
United Kingdom.....	United Kingdom.....						United Kingdom.....						
United States.....	United States.....						United States.....						
Total.....	Total.....						Total.....						
RECAPITULATION.													
British Empire.....		2,898	3,519	2,898	2,898	2,898	British Empire.....		38,555	23,448	38,555	23,448	29,873
Foreign Countries.....		6,989	6,989	6,989	6,989	6,989	Foreign Countries.....		38,555	23,448	38,555	23,448	29,873
POTATOES.													
		Bush.	Bush.	Bush.	Bush.	Bush.			\$	\$	\$	\$	\$
United Kingdom.....	United Kingdom.....						United Kingdom.....						
Bermuda.....	Bermuda.....						Bermuda.....						
British Guiana.....	British Guiana.....						British Guiana.....						
British Oceania—	British Oceania—						British Oceania—						
Australia.....	Australia.....						Australia.....						
Fiji.....	Fiji.....						Fiji.....						
British West Indies.....	British West Indies.....						British West Indies.....						
Barbados.....	Barbados.....						Barbados.....						
Jamaica.....	Jamaica.....						Jamaica.....						
Trinidad and Tobago.....	Trinidad and Tobago.....						Trinidad and Tobago.....						
Other.....	Other.....						Other.....						
Newfoundland.....	Newfoundland.....						Newfoundland.....						
Belgium.....	Belgium.....						Belgium.....						
China.....	China.....						China.....						
Cuba.....	Cuba.....						Cuba.....						
Denmark.....	Denmark.....						Denmark.....						
Greenland, Iceland, etc.....	Greenland, Iceland, etc.....						Greenland, Iceland, etc.....						
France.....	France.....						France.....						
French Guiana.....	French Guiana.....						French Guiana.....						
St. Pierre and Miquelon.....	St. Pierre and Miquelon.....						St. Pierre and Miquelon.....						
Mexico.....	Mexico.....						Mexico.....						
Netherlands.....	Netherlands.....						Netherlands.....						
Dutch Guiana.....	Dutch Guiana.....						Dutch Guiana.....						
Paraguay.....	Paraguay.....						Paraguay.....						
United States.....	United States.....						United States.....						
Alaska.....	Alaska.....						Alaska.....						
Hawaii.....	Hawaii.....						Hawaii.....						
Porto Rico.....	Porto Rico.....						Porto Rico.....						
Total.....	Total.....						Total.....						

SESSIONAL PAPER No. 10b

TURFIES.

RECAPITULATION.		RECAPITULATION.		RECAPITULATION.		RECAPITULATION.	
British Empire.....	370,604	295,041	220,131	162,478	265,963	186,809	227,331
Foreign Countries.....	821,654	339,414	2,652,607	3,155,707	2,536,587	258,332	3,071,761
Total.....	1,192,258	634,455	2,872,738	3,318,185	5,192,550	445,141	5,349,092
United Kingdom.....	Bush.	1,600	Bush.	807	Bush.	336	\$
Bermuda.....	110	1,181	698	71	54	629	573
British Guiana.....	134	30	45	36	26	20	58
British West Indies.....	32	134	152	3	14	85	129
Barbados.....	4
Jamaica.....
Trinidad and Tobago.....
Other.....
Newfoundland.....	9,469	9,412	7,246	16	1,827	2,732	1,812
Cuba.....	840	12
Denmark.....	9,153	296
Greenland, Iceland, etc.....	15
France.....	2,974	1,148	1,209	1,399	379	280	377
St. Pierre and Miquelon.....	2,138,701	1,931,395	2,303,590	2,436,516	284,171	314,973	1,069,623
United States.....	13	16	685,967
Alaska.....	628,889
Total.....	2,150,399	1,945,623	2,316,318	2,446,380	2,235,218	318,439	1,013,509
RECAPITULATION.							
British Empire.....	9,611	13,080	19,760	8,250	9,354	3,186	3,213
Foreign Countries.....	2,140,788	1,932,543	2,305,549	2,438,130	2,225,294	315,253	1,010,296
Total.....	2,150,399	1,945,623	2,316,318	2,446,380	2,235,218	318,439	1,013,509

VEGETABLES, CANNED OR PRESERVED.

RECAPITULATION.		RECAPITULATION.		RECAPITULATION.		RECAPITULATION.		
British Empire.....	370,604	295,041	220,131	162,478	265,963	186,809	227,331	
Foreign Countries.....	821,654	339,414	2,652,607	3,155,707	2,536,587	258,332	3,071,761	
Total.....	1,192,258	634,455	2,872,738	3,318,185	5,192,550	445,141	5,349,092	
United Kingdom.....	\$	292,918	\$	3,041,967	\$	1,917,597	\$	515
Bermuda.....	4,406	887,694	3,042	1,708	10,074	30	32,479
British Africa, South.....	3,354	3,552	3,552	1,395	9,733
British East Indies.....
India.....	276	431	305,490	28	150	6,080	99	4,195,585
Straits Settlements.....	98	374	1,207
British Guiana.....	178	221	1,831	615	1,785	115,067
British Oceania.....
Australia.....
Taiwan.....
New Zealand.....	275	6,075	3,973	12	8,205
British West Indies.....	1,394	1,396	1,357	2,024
Barbados.....
Jamaica.....
Trinidad and Tobago.....
Other.....
Egypt and Sudan.....
Gibraltar.....
Hong-Kong.....
Malta.....	124
Newfoundland.....	2,582	3,076	4,265	6,034
Argentine Republic.....
Belgium.....	9,430	13,160
Total.....	9,430	13,160
RECAPITULATION.								
British Empire.....	2,582	3,076	4,265	6,034	19,563	609,358	907,774	
Foreign Countries.....	9,430	13,160	21,805	28,259	4,681,279	
Total.....	12,012	16,236	4,265	6,034	41,368	637,617	4,589,053	

No. 20—Exports of Canadian Produce, by Articles and Countries, during Fiscal Years ended March 31, 1915-1919—*Con.*

Exported to—	1915	1916	1917	1918	1919	Exported to—	1915	1916	1917	1918	1919
United Kingdom.....	73,970	563,657	922,616	24	3,323	Denmark—					
Bermuda.....	129	917	2,111	1,400	1,911	Greenland, Iceland, etc.....		33			22
British East Indies—						France.....	1,081,160	2,321	\$71,091		
India.....			110,000	2,557	3,545	St. Pierre and Miquelon.....			2,750	3,006	4,096
British Guiana.....	1,014	1,589	1,631			Mexico.....				10	1,215
British Oceania—						Russia.....	129,124	135,123	291,255	114,441	159,425
Australia.....						United States.....				38	20
Fiji.....	157	765	974	670	350	Alaska.....					
New Zealand.....	633	431	821	1,644	8,447	Hawaii.....			38		
British West Indies.....						Total.....	2,395,265		2,181,757		191,549
Barbados.....						RECAPITULATION.....					
Jamaica.....						British Empire.....		576,516	1,017,024		26,761
Trinidad and Tobago.....						Foreign Countries.....		1,818,749	1,134,733		164,788
Other.....											
Newfoundland.....	9,757	8,969	8,871	14,709	8,090						
China.....			10								
Cuba.....	57	95									

FOODSTUFFS—Continued.
VEGETABLES—Concluded.

OTHER VEGETABLES.

TOTAL VEGETABLES.

United Kingdom.....	408,335	1,151,722	1,808,212	3,641,008	1,920,910	Denmark—					
Bermuda.....	22,433	10,770	55,510	65,679	70,831	Greenland, Iceland, etc.....		33		239	70
British Africa, South.....	5,851	5,509	3,552	1,995	9,743	France.....	1,687,216		5,552,870	10,122,682	4,195,545
British East Indies—						French Guiana.....				45	684
India.....		276	110,431	305,990	150	St. Pierre and Miquelon.....			9,897	11,710	15,399
British Oceania—						Italy.....	9,128	7,083		231,697	115,937
Australia.....	55,186	57,930	80,710	92,626	116,395	Japan.....			7		57
New Zealand.....	395	19,252	2,686	110	350	Mexico.....					26
British West Indies.....	225	3,202	2,429	2,477	2,477	Netherlands.....		675			1,064
Barbados.....	36,912	43,383	61,206	58,118	16,652	Norway.....		80	15		380
Jamaica.....						Dutch Guiana.....					24
Trinidad and Tobago.....						Russia.....					105
Other.....						United States.....	459,987	486,057	3,151,020		18,498
Egypt and Sudan.....		8,637	7,274		38,063	Alaska.....				288	5,273,118
						Hawaii.....		248	182	5,651	105
					4,000						

SESSIONAL PAPER No. 10b

FURS, UNDERESSED.

United Kingdom.....	\$ 1,297,702	\$ 929,217	\$ 869,455	\$ 1,651,649	\$ 3,743,178	\$ 40	\$	\$	\$	\$
British Oceania—										
Australia.....	3,191	3,191	1,309	1,309	1,309	240				1,200
Newfoundland.....	2,198	90,004	1,097	867	5,761	1,320,887	3,644,097	4,801,423	4,801,423	6,355,061
Argentine Republic.....	3,170		1,140	1,140		670	1,585	2,702	2,702	9,655,753
Belgium.....	7,524									11,180
France.....	3,170	35	9,470	11,310	79,550					13,499,431
St. Pierre and Miquelon.....	94,530	10	573	796						
Germany.....										
Italy.....										
Japan.....										
Total.....	12,574	10,156	43,497	49,609	32,358					

FURS OR SKINS, THE PRODUCE OF FISH OR MARINE ANIMALS.

United Kingdom.....	\$ 7,528	\$ 6,717	\$ 5,020	\$ 1,300	\$ 856	\$	\$	\$	\$	\$
Newfoundland.....	4	66		234	15					
France.....										
St. Pierre and Miquelon.....	5,042	12,373	38,477	47,308	31,502					
United States.....										
Total.....	12,574	10,156	43,497	49,609	32,358					

FUR MANUFACTURES.

United Kingdom.....	\$ 17,007	\$ 19,282	\$ 18,027	\$ 4,000	\$ 3,796	\$	\$	\$	\$	\$
Bermuda.....	50	41								85,335
British Oceania—										
Australia.....	1,017	350	7,744	300	62					
New Zealand.....		3,135	48	38	8,086					
Newfoundland.....	2,607	2,431	1,683	2,598	4,905					
Belgium.....	200									
China.....	250									
Cuba.....		670	156		805					
France.....										
St. Pierre and Miquelon.....				7,048	3,270					
Total.....	20,821	8,957	25,239	11,953	20,821					

RECAPITULATION.

United Kingdom.....	\$ 12,574	\$ 10,156	\$ 43,497	\$ 49,609	\$ 32,358	\$	\$	\$	\$	\$
British Empire.....	7,532	5,042	6,783	12,373	5,020					856
Foreign Countries.....	5,042	5,114	36,714	37,236	27,338					31,302
Total.....	17,618	10,312	80,211	86,845	59,696					

No. 20—Exports of Canadian Produce, by Articles and Countries, during Fiscal Years ended March 31, 1915-1919—*Con.*

Exported to—	1915	1916	1917	1918	1919	Exported to—	1915	1916	1917	1918	1919
United Kingdom.....	1,328,627	937,821	910,881	1,657,509	3,762,955	Japan.....	40				
Bermuda.....	50	41				Russia.....					1,000
British Oceania—						Spain.....				1,200	82,335
Australia.....	1,017	4,620	26,518	38,168	28,516	Sweden.....	240	388			1,081
New Zealand.....	3,135	3,135	48	38	8,656	United States.....	1,333,972	3,773,416	4,883,527	6,470,905	9,743,404
Newfoundland.....	4,839	92,501	2,780	3,699	11,337	Alaska.....	670	1,968	3,252	751	11,189
Argentina Republic.....				1,340		Total.....	2,709,205	4,834,685	5,827,383	8,199,312	13,737,621
Belgium.....	3,370		156		805	REGULATION.					
China.....	250	670	15	15		British Empire.....	1,334,553	1,058,118	940,257	1,690,414	3,811,934
Cuba.....			9,558	24,418	82,829	Foreign Countries.....	1,404,652	3,776,567	4,887,126	6,499,898	9,925,687
France.....	11,580	35	10	1,458							
St. Pierre and Miquelon.....	91,530		573								
Germany.....		90									
Italy.....											

FURS, HIDES AND LEATHER—Continued.
TOTAL FURS AND SKINS.

HIDES AND SKINS, OTHER THAN FUR.

HIDES AND SKINS.

United Kingdom.....	7,624	2,382	8,511	119,318		United States.....	7,439,149	6,535,888	6,719,066	8,635,681	7,171,675
British Africa, South.....		285	1,079	896		Alaska.....	3,171	2,058			
British Oceania—						Total.....	7,434,210	6,553,810	6,738,177	8,139,299	7,171,694
Australia.....	2,758	7,145	518	3,374	19	REGULATION.					
Newfoundland.....		7,318	9,032			British Empire.....	10,392	9,812	19,111	123,588	19
Argentine Republic.....						Foreign Countries.....	7,423,818	6,545,998	6,719,066	8,635,681	7,171,675
France.....	498	534									
St. Pierre and Miquelon.....											

HORNS AND HOOF.

United Kingdom.....	1,943	350	518	870	1,434	REGULATION.					
Japan.....	14,243	6,758	12,324	20,176	34,545	British Empire.....					
United States.....						Foreign Countries.....	16,186	7,108	12,812	21,049	34,949
Total.....	16,186	7,108	12,842	21,049	31,949						

SESSIONAL PAPER No. 10b

SHEEP PELTS.

United Kingdom.....	\$	\$	\$	\$	\$	\$	\$	\$	\$	\$	\$	\$	
United States.....	265,332	180,828	381,275	757,619	479,377	RECAPITULATION.						\$	
						British Empire.....	381,275	757,619	479,377				479,377
						Foreign Countries.....	265,332	180,828	381,275				757,619
Total.....	265,332	180,828	381,275	757,619	479,377							757,619	
												479,377	
TAILS.													
United Kingdom.....	\$	\$	\$	\$	\$	\$	\$	\$	\$	\$	\$	\$	
United States.....	14,192	15,249	14,334	7,126	14,028	RECAPITULATION.						\$	
						British Empire.....	14,334	7,126	14,028				14,028
						Foreign Countries.....	14,192	15,249	14,334				14,028
Total.....	14,192	15,249	14,334	7,126	14,028							14,334	

TOTAL HIDES AND SKINS, OTHER THAN FUR.

United Kingdom.....	\$	\$	\$	\$	\$	\$	\$	\$	\$	\$	\$	\$	
British Africa, South.....	7,634	2,382	8,511	119,318	7,713,916	United States.....						\$	
British Oceania.....		285	1,650	806	3,151	Alaska.....	6,738,923	7,126,909	8,800,605				7,098,595
Australia.....	2,758	7,145	518	3,374	19	Total.....	6,785,905	7,146,628	8,925,063				7,700,018
Newfoundland.....		7,318	9,032			RECAPITULATION.						\$	
Argentine Republic.....		408				British Empire.....	10,302	19,111	123,588				7,700,020
France.....		534				Foreign Countries.....	7,719,528	7,127,317	8,801,455				19
St. Pierre and Miquelon.....	1,943	350	518	870	1,431								
Japan.....													

LEATHER, UNMANUFACTURED.

HARNESS LEATHER.

United Kingdom.....	Lb.	Lb.	Lb.	Lb.	Lb.	Lb.	Lb.	Lb.	Lb.	Lb.	Lb.	Lb.	
Bermuda.....	4,602	2,884	300	97	130	United Kingdom.....						\$	
British Guiana.....	411	1,322	789	2,365	2,635	Bermuda.....	2,431	1,709	72				\$
British West Indies.....	4,065	14,852	14,852	9,528	4,662	British Guiana.....	300	459	1,564				101
Barbados.....						British West Indies.....	2,449	9,225	8,086				1,918
Jamaica.....						Trinidad and Tobago.....							4,122
Trinidad and Tobago.....						Other.....	907	4,856	4,569				
Other.....	1,817	9,277	1,760	6,461	10,665	Newfoundland.....							
Newfoundland.....						France.....	44						
St. Pierre and Miquelon.....	493,329	1,359,405	1,359,405	5,122,788	5,790,674	St. Pierre and Miquelon.....	182,801	630,085	3,281,636				3,963,575
United States.....						United States.....	189,300	646,408	3,295,927				4,009,179
Total.....	480,874	1,388,339	1,388,339	5,141,729	5,810,897	Total.....	189,300	646,408	3,295,927				4,009,179
RECAPITULATION.													
British Empire.....	Lb.	Lb.	Lb.	Lb.	Lb.	Lb.	Lb.	Lb.	Lb.	Lb.	Lb.	Lb.	
Foreign Countries.....	11,448	28,834	28,834	18,941	20,223	British Empire.....						\$	
						Foreign Countries.....	182,935	630,085	3,281,636				15,604
												3,963,575	

No. 20—Exports of Canadian Produce, by Articles and Countries, during Fiscal Years ended March 31, 1915-1919—*Con.*

Exported to—	1915	1916	1917	1918	1919	Exported to—	1915	1916	1917	1918	1919
United Kingdom.....	Lb. 7,544,817	Lb. 5,035,482	Lb. 2,065,442	Lb. 58,910	Lb. 1,878,774	United Kingdom.....	\$ 2,294,902	\$ 1,582,389	\$ 881,222	\$ 39,726	\$ 825,518
Bermuda.....	50	610	50	47	Bermuda.....	258	208
British Africa, South.....	250	551	529	British Africa, South.....	145
British Guiana.....	600	British Guiana.....	248	407	417
British Oceania.....	148,849	206,237	113,371	74,598	77,485	British Oceania.....	57,845	98,618	64,209	54,283	59,102
New Zealand.....	1,321	3,367	4,036	576	3,271	New Zealand.....	409	1,046	2,258	538	1,634
British West Indies.....	254	British West Indies.....	30
Barbados.....	396	Barbados.....	224
Jamaica.....	Jamaica.....
Trinidad and Tobago.....	Trinidad and Tobago.....
Hong Kong.....	98,607	51,325	9,075	3,826	68,080	Hong Kong.....	29,833	16,440	4,679	3,949
Newfoundland.....	31,241	34,687	Newfoundland.....	11,054	19,071	30,234
Belgium.....	109	Belgium.....	64
France.....	872	547,820	9,308	166,527	166,527	France.....	217	195,009	5,537	5,537	125,742
Spain.....	235	656	1,285	194	11,593	Spain.....	97	271	696	141	4,032
St. Pierre and Miquelon.....	391	St. Pierre and Miquelon.....	185
Netherlands.....	Netherlands.....
Dutch Guiana.....	Dutch Guiana.....
United States.....	5,932,825	8,437,114	3,704,822	141	271	United States.....	1,701,704	2,408,142	1,415,744	1,893,681	1,119,566
Total.....	13,758,727	14,313,538	5,848,971	3,763,497	4,810,791	Total.....	4,096,081	4,303,778	2,375,129	1,921,945	2,163,808
RECAPITULATION.						RECAPITULATION.					
British Empire.....	7,793,594	5,327,090	2,133,325	174,563	2,028,780	British Empire.....	2,383,009	1,699,351	953,089	117,979	914,219
Foreign Countries.....	5,965,133	8,985,878	3,715,646	3,588,934	2,782,012	Foreign Countries.....	1,713,072	2,604,427	1,422,031	1,803,966	1,249,589

UPPER LEATHER.

Exported to—	1915	1916	1917	1918	1919	Exported to—	1915	1916	1917	1918	1919
United Kingdom.....	Lb. 896,380	Lb. 1,001,292	Lb. 679,599	Lb. 181,132	Lb. 316,622	United Kingdom.....	\$ 531,927	\$ 1,379,933	\$ 1,139,209	\$ 383,374	\$ 1,153,036
Bermuda.....	234	Bermuda.....	91	5,134
British Africa, South.....	British Africa, South.....	1,196
British East Indies.....	516	British East Indies.....	225
Strait Settlements.....	500	Strait Settlements.....
British Guiana.....	British Guiana.....
British Oceania.....	1,485	1,485	992	25,735	28,584	British Oceania.....	2,362	2,362	1,496	73,095	78,290
Australia.....	7,539	7,539	21,168	55,531	29,669	Australia.....	6,486	6,486	29,825	123,772	89,853
New Zealand.....	410	410	3,892	590	29,669	New Zealand.....	615	615	3,439	655
British West Indies.....	British West Indies.....
Barbados.....	Barbados.....	264
Jamaica.....	440	Jamaica.....
Trinidad and Tobago.....	56	Trinidad and Tobago.....	181
Other.....	80	Other.....	79
Newfoundland.....	4,842	62,061	61,739	25,355	26,253	Newfoundland.....	2,026	20,593	29,765	11,363	11,014

SESSIONAL PAPER No. 10b

France.....	82,400	72,015	170	12,040	65,332	52,136	864	13,048
St. Pierre and Miquelon.....		60				24		
Italy.....		310		24,200		700		21,663
Russia.....		300	300				230	
United States.....	1,195,390	952,220	467,292	1,377,058	324,970	915,427	793,044	1,994,073
Total.....	2,179,021	2,697,626	1,226,152	1,692,781	739,717	2,378,367	1,988,912	2,613,129
RECAPITULATION:								
British Empire.....	901,231	1,673,021	758,390	291,523	402,757	1,410,080	1,194,774	597,393
Foreign Countries.....	1,277,790	1,024,605	467,762	1,401,258	337,010	968,287	794,138	2,015,736

OTHER UNMANUFACTURED LEATHER.

United Kingdom.....	124,796	49,137	101,213	26,086	2,197				
Bermuda.....		138						20	
British Africa, South.....		7,257	190	786	47,076			80	
British East Indies.....						1,600		150	
Straits Settlements.....			170		856	2,995			
British Guiana.....						363,622	492,268	550,030	
British Oceania.....	45	410	1,544	3,409	730	872,725	550,030	307,141	
New Zealand.....	132		130	564		1,014,490	595,718	363,769	
British West Indies.....									
Barbados.....					1,324				
Jamaica.....					634				
Trinidad and Tobago.....					68				
Hong Kong.....		23							
Newfoundland.....	15,192	2,268	203	104	3,473				
RECAPITULATION:									
British Empire.....						140,165	103,450	56,458	
Foreign Countries.....						874,325	492,268	307,311	

TOTAL UNMANUFACTURED LEATHER.

United Kingdom.....	2,951,625	3,013,940	2,123,353	440,186	1,980,751	65,549	248,045	138,790
Bermuda.....		715	342	97	101	97	329	4,052
British East Indies.....		7,257	335	5,920	47,076	1,600		141
Straits Settlements.....			877		2,152		700	21,663
British Guiana.....		300			2,590			80
British Oceania.....		2,362	1,636	73,095	78,290		105	144
Australia.....	57,890	105,514	95,688	181,341	146,685		2,995	230
New Zealand.....	341	4,710	14,652	9,843	7,380	3,426,054	3,870,082	7,629,420
British West Indies.....						6,561,481	3,331,141	6,293,258
Barbados.....					7,988			
Jamaica.....					812			
Trinidad and Tobago.....					1,716			
Other.....		23						
Hong Kong.....	47,071	40,208	30,563	35,107	51,878			790,612
Newfoundland.....	11,054					3,057,127	3,175,029	7,651,448
Belgium.....						3,504,354	4,122,266	6,436,499
China.....					61			

SESSIONAL PAPER No. 10b

OTHER MANUFACTURES OF LEATHER.

	\$	\$	\$	\$	\$	\$	\$	\$	\$	\$	\$	\$
United Kingdom.....	33,708	709,181	18,495	47,229	23,109	313	503	1,915	1,132			
Bermada.....	3		1,209	38		21	10	10				12
British Africa, South.....	123		4,665		300							
British Guiana.....			10									
British Oceania—												
Australia.....	100			245								936
New Zealand.....	29	351	250	850								
British West Indies.....	50		393									
Jamaica.....				1,322	1,370							
Newfoundland.....	488	564	761		7,745							34
Argentina Republic.....			879									
Austria-Hungary.....	100											
Brazil.....												
Chile.....			1,165	950								
China.....	200			19								
Cuba.....			97	116								
Ecuador.....			20									
Total.....						75,765	741,306	63,751	1,134,065			2,375,296
RECAPITULATION.												
British Empire.....					348	34,621	710,096	25,809	50,127			32,524
Foreign Countries.....						41,144	31,210	37,861	1,083,938			2,342,772

TOTAL LEATHER, MANUFACTURED.

	\$	\$	\$	\$	\$	\$	\$	\$	\$	\$	\$	\$
United Kingdom.....	1,718,055	4,601,888	1,486,345	1,061,930	547,941	1,187,337	2,056,226	74,458	7,190			156,301
Bermada.....	314	253	1,724	34	1,025			8,503	9,838			17,506
British Africa, South.....	208	831	4,692	3,689	3,932	7,718	9,234		24			35
British Guiana.....		922	562	15	949	213						60
British Oceania—												77
Australia.....	166	159	25	311	1,751							
Fiji.....					653							
New Zealand.....	1,037	545		878								
British West Indies.....	115	2,358	3,265	1,296								
Barbados.....												
Jamaica.....					352							
Trinidad and Tobago.....					2,030							
Other.....					400							
Hong Kong.....	19		5	16								
Newfoundland.....					11,482							
Argentine Republic.....	105	28,372	41,808	5,946								
Austria-Hungary.....												
Belgium.....												
Brazil.....	250		879									
Chile.....	36	823	1,465	1,719								
China.....	200		52	28								
Colombia.....			22									
Cuba.....			154	110								
Denmark.....												
Greenland, Iceland, etc.....				69								
Total.....						4,245,808	7,278,927	1,802,563	2,574,161			3,080,794
RECAPITULATION.												
British Empire.....						1,729,292	4,635,328	1,508,426	1,074,065			573,775
Foreign Countries.....						2,516,516	2,643,600	294,137	1,500,096			3,007,019

SESSIONAL PAPER No. 10b

British West Indies.....	7,068	17,917	11,109	7,732	1,052,396	379,894	230	1,200	134,375
Barbados.....				3,018		388			1,084
Jamaica.....				1,972		240			
Trinidad and Tobago.....				2,116		5			
Other.....	19	5	3,965	60		2,995			
Hong Kong.....	63,986	54,123	48,125	77,716	12,762,098	14,584,747	15,549,495	24,381,978	26,617,938
Newfoundland.....		879	1,397		3,841		3,252		11,189
Argentine Republic.....	14,674					147		24	50
Austria-Hungary.....	36								34
Brazil.....	510	1,165	1,719	185	21,336,414	26,169,002	20,392,732	28,110,596	33,875,381
China.....		298	37	869					
Colombia.....		22	25	402					
Cuba.....	670	154	131	168					
Denmark.....			69						
Greenland, Iceland, etc.....		20							
Ecuador.....									
Total.....					6,131,364	8,878,287	4,735,430	3,657,709	6,796,137
RECAPITULATION.....					13,205,050	17,290,715	15,657,302	24,452,887	27,169,244
Foreign Countries.....									

GLASS AND GLASSWARE, N.O.P.

United Kingdom.....	\$ 14,016	\$ 92,163	\$ 97,506	\$ 352	\$ 724	\$ 5	\$	\$	\$
Bermuda.....	10	31	10	10	54			756	
British Africa, South.....	1,366	13,637	13,637	1,842	1,842	20	3,093	402	25
British East Indies—									
India.....	500	923	4,329	73	252				21
Straits Settlements.....									
Other.....	68	178	234	2,275	2,076	13	103	153	557
British Guiana.....						14		249	
British Oceania—									
Australia.....	20,640	10,580	3,552	793	189		1,921	200	60
Fiji.....			4	350	350				540
New Zealand.....	1,632	910	11,244	2,742	187	15,332	11,582	21,537	12,112
British West Indies.....	185	3,304	9,172	14,782		15	2	62	42
Barbados.....									
Jamaica.....					205				
Trinidad and Tobago.....					2,311			161,347	54,371
Other.....					830				
Hong Kong.....		845	68	48	342				
Newfoundland.....	3,103	4,125	8,347	10,162	11,677	40,144	114,344	148,134	31,237
Argentine Republic.....		2,073	1,202		1,182	15,409	19,399	23,134	11,497
Austria-Hungary.....	10								
Total.....	\$ 341	\$ 35,789	\$ 60,144	\$ 93,848	\$ 93,147	\$ 341	\$ 60,144	\$ 93,848	\$ 93,147
RECAPITULATION.....									
United Kingdom.....	\$ 341	\$ 35,789	\$ 60,144	\$ 93,848	\$ 93,147	\$ 341	\$ 60,144	\$ 93,848	\$ 93,147
United States.....	41,009	35,789	60,144	93,848	93,147	41,009	60,144	93,848	93,147
Total.....	41,350	35,789	60,144	93,848	93,147	41,009	60,144	93,848	93,147

GLUE STOCK.

United Kingdom.....	\$ 341	\$ 35,789	\$ 60,144	\$ 93,848	\$ 93,147	\$ 341	\$ 60,144	\$ 93,848	\$ 93,147
United States.....	41,009	35,789	60,144	93,848	93,147	41,009	60,144	93,848	93,147
Total.....	41,350	35,789	60,144	93,848	93,147	41,009	60,144	93,848	93,147

No. 20—Exports of Canadian Produce, by Articles and Countries, during Fiscal Years ended March 31, 1915-1919.—*Con.*

Exported to—	1915	1916	1917	1918	1919	Exported to—	1915	1916	1917	1918	1919
United Kingdom	Lb.	Lb.	Lb.	Lb.	Lb.	United Kingdom	\$	\$	\$	\$	\$
Bermuda	30	442,730	406	912	23,454	Bermuda	4	40	7	133	
British West Indies		60	60	804		British West Indies				108	
Barbados				360		Barbados					55
Bahamas						Bahamas					17,910
Trinidad and Tobago				130,922		Trinidad and Tobago					3,264
Other				100		Other					8,249
Newfoundland	288	1,878	3,317	4,526	29,708	Newfoundland	40	147	583	136	3,264
France				80,000		France					13
St. Pierre and Miquelon		154	275	1,380	17	St. Pierre and Miquelon					307
Russia	334	22,500		3,230		Russia	45	3,094			2,102
United States				11,702		United States					135
Alaska				1,000		Alaska					
Total	652	467,292	4,059	83,545	181,324	Total	89	26,712	661	8,632	24,223
RECAPITULATION:						RECAPITULATION:					
British Empire	318	414,608	3,783	2,290	162,012	British Empire	44	23,601	630	241	21,12
Foreign Countries	334	22,684	276	81,128	19,312	Foreign Countries	45	3,111	31	8,388	2,701

GREASE, OIL, SOAP AND WAX.
CANDLES.

GREASE AND GREASE SCRAPS.

Exported to—	1915	1916	1917	1918	1919	Exported to—	1915	1916	1917	1918	1919
United Kingdom	Lb.	Lb.	Lb.	Lb.	Lb.	United Kingdom	\$	\$	\$	\$	\$
British Oceania—	83,623	4,405,400	2,418,400	2,583,400	3,788,300	British Oceania—	3,889	92,008	55,925	84,014	45,977
Australia	336					Australia	42				
New Zealand	274					New Zealand	24				
Newfoundland	1,456	11,700	1,300	240,100		Newfoundland	78	402	101	325	
Cuba	37,748					Cuba	1,887				
France	18,802					France	772				
St. Pierre and Miquelon	100	100	600	100	600	St. Pierre and Miquelon	6	6	12	5	20
United States	2,268,900	4,363,600	2,416,300	2,342,700	3,419,200	United States	71,255	92,008	54,912	83,639	148,668
Alaska				500		Alaska					45
Total	2,411,238	4,405,400	2,418,400	2,583,400	3,788,300	Total	77,947	92,506	55,925	84,014	191,695
RECAPITULATION:						RECAPITULATION:					
British Empire	85,680	11,700	1,500	249,100	308,500	British Empire	4,033	402	101	325	45,977
Foreign Countries	2,325,549	4,363,700	2,416,900	2,343,300	3,419,800	Foreign Countries	73,914	92,104	54,824	83,689	148,718

SESSIONAL PAPER No. 10b

OILS—FISH.
Coo Oil.

	Gal.	Gal.	Gal.	Gal.	Gal.	Gal.	Gal.	Gal.	\$	\$	\$	\$
United Kingdom.....	4,248	4,880	5,810	9,097	1,275	2,072	6,284	6,612				
British Guiana.....	80	25		125	32	31		31				
British West Indies.....	905	1,121		438	306	466	703	374				
Barbados.....												
Jamaica.....												1,513
Trinidad and Tobago.....												678
Other.....	8,976	8,372	4,920	2,290	1,707	3,202	2,887	1,532				
Denmark.....		4,032				1,815						
Newfoundland.....												
France.....	581,928	514,352	314,569	702,824	185,478	244,329	241,044	606,368				800
St. Pierre and Miquelon.....												396,675
United States.....	596,137	532,782	326,443	714,681	188,798	221,915	224,518	615,136				399,666
Total.....												
RECAPITULATION.....												
British Empire.....	14,209	14,398	11,874	11,860	3,320	5,771	9,874	8,768				2,101
Foreign Countries.....	581,928	518,384	314,569	702,824	185,478	240,144	214,044	606,368				397,475

SEAL OIL.

	Gal.	Gal.	Gal.	Gal.	Gal.	Gal.	Gal.	Gal.	\$	\$	\$	\$
United Kingdom.....	3,120	3,570		11,221	312	1,009						
Newfoundland.....				315	2,114	1,725						12,420
United States.....	6,566	4,977	17,247	24,839	2,114	1,725	9,041	19,826				109,382
Total.....	9,686	8,547	17,247	36,375	2,426	3,334	9,041	27,874				121,802
RECAPITULATION.....												
British Empire.....	3,120	3,570		11,536	312	1,009						12,420
Foreign Countries.....	6,566	4,977	17,247	24,839	2,114	1,725	9,041	19,826				109,382

WHALE OIL.

	Gal.	Gal.	Gal.	Gal.	Gal.	Gal.	Gal.	Gal.	\$	\$	\$	\$
United Kingdom.....	25,633	6,000			8,934							
Norway.....	135,720				94,737							
United States.....	172,870	278,846	319,076	101,482	70,717	134,366	194,218	104,309				66,144
Total.....	334,223	284,846	319,076	101,482	144,388	134,366	198,218	104,309				66,144
RECAPITULATION.....												
British Empire.....	25,633	6,000			8,934							
Foreign Countries.....	308,590	278,846	319,076	101,482	135,454	134,366	194,218	104,309				66,144

No. 20—Exports of Canadian Produce, by Articles and Countries, during Fiscal Years ended March 31, 1915-1919—Cont.

Exported to—	1915	1916	1917	1918	1919	Exported to—	1915	1916	1917	1918	1919
United Kingdom.....	Gal. 35,795	Gal.	Gal.	Gal. 70	Gal.	United Kingdom.....	\$ 8,572	\$	\$	\$ 39	\$
British West Indies—						British West Indies—					
Jamaica.....	100				96	Jamaica.....	80				120
China.....	14,741	50,425	44,891	65,133	118,277	China.....	4,342	15,851	22,150	52,638	123,511
United States.....		868	800	115	1,687	United States.....		430	160	288	845
Alaska.....						Alaska.....					
Total.....	50,636	51,293	45,694	65,318	120,060	Total.....	12,994	16,281	22,310	52,965	124,476
RECAPITULATION.						RECAPITULATION.					
British Empire.....	35,795			70	96	British Empire.....	8,572				39
Foreign Countries.....	14,841	51,293	45,694	65,248	119,964	Foreign Countries.....	4,422	16,281	22,310	52,925	124,356

GREASE, OIL, SOAP AND WAX—Continued.
OILS—FISH—Concluded.
OTHER FISH OIL.

TOTAL FISH OILS.

United Kingdom.....	Gal. 68,796	Gal. 8,450	Gal. 11,810	Gal. 20,388	Gal. 8,886	United Kingdom.....	\$ 19,093	\$ 3,681	\$ 10,284	\$ 14,510	\$ 12,420
British Guiana.....	80	25		125	32	British Guiana.....	306	31	793	250	374
British West Indies.....	905	1,421	1,144	438	466	British West Indies.....		466			
Barbados.....						Barbados.....					
Jamaica.....					1,277	Jamaica.....					1,633
Trinidad and Tobago.....						Trinidad and Tobago.....					
Other.....					650	Other.....					678
Newfoundland.....	8,976	8,372	4,920	2,515		Newfoundland.....	1,707	3,202	2,887	1,721	
China.....	100	4,032				China.....	80				
Denmark.....						Denmark.....		1,815			
France.....						France.....					
St. Pierre and Miquelon.....					424	St. Pierre and Miquelon.....					800
Norway.....	135,729					Norway.....	61,737				
United States.....	776,105	888,830	655,556	894,278	531,316	United States.....	262,651	396,271	449,053	783,141	695,712
Alaska.....		868	800	115	1,687	Alaska.....		430	160	288	845
Total.....	990,682	911,695	674,230	917,859	544,240	Total.....	318,606	375,896	454,087	809,284	712,088
RECAPITULATION.						RECAPITULATION.					
British Empire.....	78,757	17,968	17,874	23,466	10,813	British Empire.....	21,138	7,380	13,874	16,855	14,791
Foreign Countries.....	911,925	893,730	656,356	894,393	533,427	Foreign Countries.....	327,468	308,516	440,213	783,429	697,357

SESSIONAL PAPER No. 10b

OILS—MINERAL.
COAL AND KEROSENE, CRUDE.

	Gal.	Gal.	Gal.	Gal.	Gal.	Gal.	\$	\$	\$	\$	\$
United Kingdom.....	43	15,199	13,910	6,798	United Kingdom						\$ 2,594
Newfoundland.....					France—						882
France—	416	120,368	200,598	200,598	St. Pierre and Miquelon.....	46	1,059	9,928	5,485	20,555	
St. Pierre and Miquelon.....	17,120	24,474	58,024	58,024	United States.....		1,177	1,109	11,304	5,485	24,011
United States.....	17,120	24,933	135,667	58,024	Total.....		1,177	1,109	11,304	5,485	24,011
Total.....	17,120	24,933	135,667	58,024	RECAPITULATION.						
British Empire.....	43	15,199	20,738	20,738	Foreign Countries.....	4	1,165	1,376	1,376	5,485	3,476
Foreign Countries.....	17,120	120,368	200,598	58,024	Total.....		1,177	1,165	1,376	9,928	20,555

COAL AND KEROSENE, REFINED.

	Gal.	Gal.	Gal.	Gal.	Gal.	Gal.	\$	\$	\$	\$	\$
United Kingdom.....	151,864	240	1,555,753	42	United Kingdom						\$ 144,844
British Guiana.....					British West Indies—						8
British West Indies—					Barbados.....	42					
Barbados.....	1,213	183,373	208,702	42	Newfoundland.....	228	27,492	6,049	411	27,730	8
Newfoundland.....	1,213	183,373	208,702	42	Cuba.....						8
Cuba.....					Denmark—						8
Denmark—					Greenland, Iceland, etc.....	102				4,930	2,903
Greenland, Iceland, etc.....	1,381	18,135	9,448	86	France.....	86					17
France.....	1,381	18,135	9,448	86	St. Pierre and Miquelon.....	7	1,672	367	640	4,434	32,662
St. Pierre and Miquelon.....	43	11,457	41,573	86	Mexico.....						40
Mexico.....	43	11,457	41,573	86	San Domingo.....						40
San Domingo.....					United States.....	179					40
United States.....	139,435	20,909	628,825	179	Total.....		235	53,744	9,141	6,073	273,633
Total.....	1,256	487,510	68,758	22,600	RECAPITULATION.						
British Empire.....	1,213	335,237	1,734,530	2,699	British Empire.....	228	39,768	6,049	495	172,500	
Foreign Countries.....	43	152,273	1,007,508	19,901	Foreign Countries.....	7	13,976	3,092	5,578	101,043	

NAPHTHA AND GASOLINE.

	Gal.	Gal.	Gal.	Gal.	Gal.	Gal.	\$	\$	\$	\$	\$
United Kingdom.....	27,969	20,359	11,297	5,977	United Kingdom						\$ 15
Newfoundland.....					Newfoundland.....	43	7,437	4,647	1,841	105,727	
Denmark—					Denmark.....	358,909					
Denmark—					France.....	205					
Greenland, Iceland, etc.....	9,373	3,246	5,955	6,420	Greenland, Iceland, etc.....	40					
Greenland, Iceland, etc.....	9,373	3,246	5,955	6,420	St. Pierre and Miquelon.....	191	2,601	711	1,969	1,931	551
St. Pierre and Miquelon.....	507	24,930	17,298	153	United States.....		10,319	12,700	9,534	3,817	106,464
United States.....	37,840	48,751	34,550	12,550	Total.....		10,319	12,700	9,534	3,817	106,464
Total.....	37,840	48,751	34,550	12,550	RECAPITULATION.						
British Empire.....	27,969	20,359	11,297	5,977	British Empire.....	7,437	4,617	1,841	3,709	1,841	105,712
Foreign Countries.....	9,880	28,401	23,253	6,573	Foreign Countries.....	2,882	8,143	3,709	5,735	1,841	722

Exported to—	1915	1916	1917	1918	1919	Exported to —	1915	1916	1917	1918	1919
GREASE, OIL, SOAP AND WAX—Continued.											
TOTAL MINERAL OILS.											
United Kingdom.....	Gal.	Gal.	Gal.	Gal.	Gal.	United Kingdom.....	\$	\$	\$	\$	\$
British Guiana.....	151,864	210	1,539,736	42	12,276	British Guiana.....	117,453				8
British West Indies.....	29,182	8,436	574,199	42	32,143	British West Indies—	131,339				
Bahamas.....						Barbados.....					
Newfoundland.....						Newfoundland.....					
Cuba.....						Cuba.....					
Denmark.....						Denmark—					
Greenland, Iceland, etc.....	1,586	18,135	9,448		232	Greenland, Iceland, etc.....					2,893
France.....	9,416	8,394	41,237	86	2,429	France.....					4,985
St. Pierre and Miquelon.....			327,955			St. Pierre and Miquelon.....					32,662
Mexico.....			179			Mexico.....					81,785
San Domingo.....			829,798			San Domingo.....					
United States.....	17,627	188,859	58,223	829,798	1,308	United States.....					
Total.....	56,225	561,194	238,875	93,174	3,321,461	Total.....	11,731	67,643	29,979	15,375	404,108
RECAPITULATION.											
British Empire.....	29,182	355,630	71,906	8,676	2,111,319	British Empire.....	7,665	44,419	11,224	2,336	281,808
Foreign Countries.....	27,043	205,564	166,969	84,498	1,210,145	Foreign Countries.....	4,066	53,224	18,755	13,039	122,300
OILS, OTHER THAN FISH OR MINERAL.											
ANIMAL—NEARLY ALL AND OTHER, N.O.P.											
United Kingdom.....	Gal.	Gal.	Gal.	Gal.	Gal.	United Kingdom.....	\$	\$	\$	\$	\$
Bermuda.....	35,488	145,882	108,441	27,436	19,702	Bermuda.....	40,146	156,925	110,666	51,320	26,412
British Africa, South.....				4		British Africa, South.....				9	
British Guiana.....		1,295				British Guiana.....		3,091			
British West Indies.....		130	3	32		British West Indies.....		14	34		67
Newfoundland.....	2,885		7,430	21,599		Newfoundland.....			10,793	45,615	
Belgium.....	225					Belgium.....					
Denmark.....	14,591					Denmark.....					
Germany.....	32,504					Germany.....					
Netherlands.....	57,625					Netherlands.....					
Norway.....	20,595					Norway.....					
United States.....	64,213	71,108	31,371	57,566	72,761	United States.....					
Total.....	228,126	218,925	147,270	103,709	83,466	Total.....	239,618	240,500	192,447	181,634	147,749
RECAPITULATION.											
British Empire.....	38,373	147,217	115,889	49,134	10,702	British Empire.....	42,039	160,030	151,346	97,011	26,412
Foreign Countries.....	189,753	71,408	31,371	57,566	72,764	Foreign Countries.....	196,099	80,470	41,101	87,593	121,337

SESSICNAL PAPER No. 10b

CRESOTE OIL.

	Gal.	Gal.	Gal.	Gal.	Gal.	Gal.	Gal.	Gal.	\$	\$	\$	\$
United Kingdom.....												
British West Indies.....												
Newfoundland.....												
France—												
St. Pierre and Miquelon.....												
Italy.....												
United States.....												
Total.....	632,563	2,794,050	2,029,125	2,347,311	1,744,858	1,744,858	45,302	217,232	245,091	205,497	203,780	203,780
RECAPITULATION.												
British Empire.....												
Foreign Countries.....	632,563	2,793,770	2,027,465	2,346,861	1,744,858	1,744,858	45,302	217,192	245,277	205,387	203,780	203,780

VEGETABLE OIL, N.O.P.

	Gal.	Gal.	Gal.	Gal.	Gal.	Gal.	Gal.	Gal.	\$	\$	\$	\$
United Kingdom.....												
Bermuda.....												
British Africa South.....												
British East Indies—												
Straits Settlements.....												
British Guiana.....												
British Oceania—												
New Zealand.....												
British West Indies—												
Barbados.....												
Jamaica.....												
Trinidad and Tobago.....												
Other.....												
Newfoundland.....												
Belgium.....												
China.....												
France—												
St. Pierre and Miquelon.....												
Netherlands—												
Dutch East Indies.....												
Guiana.....												
Portugal.....												
United States.....												
Total.....	743,574	602,429	7,431	38,743	2,142	2,852	295	41,087	557	557	71,192	71,192
RECAPITULATION.												
British Empire.....												
Foreign Countries.....	743,574	602,429	7,431	38,743	2,142	2,852	295	41,087	557	557	71,192	71,192

	Gal.	Gal.	Gal.	Gal.	Gal.	Gal.	Gal.	Gal.	\$	\$	\$	\$
United Kingdom.....												
Bermuda.....												
British Africa South.....												
British East Indies—												
Straits Settlements.....												
British Guiana.....												
British Oceania—												
New Zealand.....												
British West Indies—												
Barbados.....												
Jamaica.....												
Trinidad and Tobago.....												
Other.....												
Newfoundland.....												
Belgium.....												
China.....												
France—												
St. Pierre and Miquelon.....												
Netherlands—												
Dutch East Indies.....												
Guiana.....												
Portugal.....												
United States.....												
Total.....	77,396	666,178	602,429	71,192	2,142	2,852	295	41,087	557	557	127,025	127,025
RECAPITULATION.												
British Empire.....												
Foreign Countries.....	77,396	666,178	602,429	71,192	2,142	2,852	295	41,087	557	557	127,025	127,025

No. 20—Exports of Canadian Produce, by Articles and Countries, during Fiscal Years ended March 31, 1915-1919—*Cont.*

Exported to—	1915	1916	1917	1918	1919	Exported to—	1915	1916	1917	1918	1919
United Kingdom.....	4,121	42,310	206,933	55,698	4,164	United Kingdom.....	1,008	20,140	51,280	14,060	1,054
Bermuda.....			452	265	5,840	Bermuda.....			502	371	2,102
British Africa, West.....						British Africa, West.....					
British East Indies—						British East Indies—					
India.....	180	5,067	13,453	12,863		India.....	113	595	1,329	1,775	
British Guiana.....		52	1,365	1,688		British Guiana.....		48	1,213	2,291	
British Oceania—						British Oceania—					
Australia.....	44,800	43,200	66,536	55,486	52	Australia.....	13,134	15,213	10,606	8,293	62
Fiji.....	84	126	354		1,572	Fiji.....	20	46	117		
New Zealand.....	450	1,584	5,629	3,380		New Zealand.....	120	502	927	6,052	3,640
British West Indies.....	3,570	1,972	2,803	2,350		British West Indies.....	1,004	302	2,669	2,472	
Barbados.....						Barbados.....					
Jamaica.....						Jamaica.....					
Trinidad and Tobago.....						Trinidad and Tobago.....					
Other.....					345	Other.....					185
Newfoundland.....	19,542	42,971	84,918	40,020	87,549	Newfoundland.....	7,978	10,562	62,633	18,418	22,761
Argentina Republic.....			25			Argentina Republic.....		10,100	75		
Brazil.....		13,475				Brazil.....					
Denmark.....						Denmark.....					
Greenland, Iceland, etc.....					1,082	Greenland, Iceland, etc.....					623
France.....		22,396	208,732	88,718		France.....		15,649	170,374	67,784	
St. Pierre and Miquelon.....	474	1,312	436	865	895	St. Pierre and Miquelon.....	215	22,305	206	480	657
Italy.....		51,446	84,224			Italy.....		6,280	53,063		
Japan.....		8,307				Japan.....					
Mexico.....		632			422	Mexico.....		88			304
Netherlands.....	2,686					Netherlands.....	4,030				
Dutch Guiana.....			265	250		Dutch Guiana.....			314	383	
Norway.....				2,310		Norway.....				1,100	
Russia.....				1,650	180	Russia.....				548	170
United States.....	348,719	1,873,155	2,796,774	3,486,380	979,338	United States.....	72,158	379,392	773,477	736,613	219,507
Alaska.....			20	1,427	40	Alaska.....			20	50	20
Total.....	424,632	2,108,005	3,532,919	3,759,477	1,081,389	Total.....	100,380	482,690	1,128,856	800,777	250,785
RECAPITULATION.						RECAPITULATION.					
British Empire.....	72,753	137,882	382,443	177,759	90,522	British Empire.....	23,977	47,468	131,327	53,732	29,594
Foreign Countries.....	351,879	1,970,723	3,150,476	3,581,718	991,867	Foreign Countries.....	76,403	435,222	997,529	807,045	226,881

SESSIONAL PAPER No. 10b

TOTAL OILS, OTHER THAN FISH AND MINERAL.

United Kingdom.....	Gal.	Gal.	Gal.	Gal.	Gal.	Gal.	Gal.	\$	\$	\$	\$	\$
Bermuda.....	39,009	188,192	316,462	83,184	21,462	21,462	305	41,754	177,065	102,210	65,380	35,162
British Africa, South.....	1,205	452	289	22,818	22,818	3,091	3,091	502	380	41,687
British Africa, West.....	5,840	5,840	2,192
British East Indies—
India.....	5,667	13,453	12,863	12,863	1,006	1,006	595	595	1,320	1,775
Straits Settlements.....	52	1,368	1,688	4,033	4,033	48	113	48	1,216	2,291	1,903
British Guiana.....	186	8,972
British Oceania—
Australia.....	44,800	43,290	66,536	55,486	52	52	15,213	13,134	15,213	10,666	8,293
Fiji.....	84	126	354	354	46	20	46	117	117	62
New Zealand.....	450	1,584	5,629	3,389	9,397	9,397	562	120	562	997	6,052	10,183
British West Indies.....	3,570	2,102	2,850	2,545	715	715	376	1,004	376	2,705	2,399
Barbados.....
Jamaica.....	1,277	1,277	1,211
Trinidad and Tobago.....	8,053	8,053	2,292
Other.....	2,038	2,038	14,275
Newfoundland.....	22,427	43,251	92,898	67,919	109,754	109,754	10,602	10,471	10,602	73,494	64,115	61,007
Argentina Republic.....	12,296	12,296	197	75	17,698
Belgium.....	225	13,475	10,100
Brazil.....	2,852	2,852
China.....
Denmark.....	14,591	17,822	5,096
Greenland, Iceland, etc.....	1,082	1,082	76	623
France.....	22,396	268,732	88,718	88,718	15,649	170,374	67,786
St. Pierre and Miquelon.....	474	1,312	521	895	1,100	1,100	215	808	231	480	1,214
Germany.....	32,504	28,999	22,596	53,063
Italy.....	52,476	84,224	6,280
Japan.....	8,307	88
Mexico.....	60,311	632	422	422	62,995	304
Netherlands.....
Dutch East Indies.....
Guiana.....	265	38,743	38,743	314	383	71,192
Norway.....	20,595	250	250	23,880	1,100	3,590
Portugal.....	2,310
Russia.....	7,431	7,431
United States.....	1,045,405	4,737,303	5,755,525	5,890,807	3,399,389	3,399,389	677,433	185,986	677,433	1,059,830	548	14,672
Alaska.....	20	1,427	40	40	20	39	1,161,897
Total.....	1,285,321	5,121,280	6,609,314	6,213,488	3,653,287	3,653,287	385,410	940,422	1,566,094	1,250,908	1,459,648
RECAPITULATION.												
British Empire.....	111,126	285,379	500,002	227,343	187,620	187,620	66,616	207,538	283,087	150,883	183,242
Foreign Countries.....	1,174,195	4,835,901	6,109,312	5,986,145	3,465,667	3,465,667	318,794	732,884	1,283,007	1,100,025	1,276,406

No. 20—EXPORTS of Canadian Produce, by Articles and Countries, during Fiscal Years ended March 31, 1915-1919—Con.

Exported to—	1915	1916	1917	1918	1919	Exported to—	1915	1916	1917	1918	1919
GREASE, OIL, SOAP AND WAX—Continued											
TOTAL OILS.											
United Kingdom.....	Gal.	Gal.	Gal.	Gal.	Gal.	United Kingdom.....	\$	\$	\$	\$	\$
Bermuda.....	108,405	348,506	328,272	103,812	1,570,084	Bermuda.....	60,847	202,404	79,974	79,974	195,035
British Africa, South.....	452	305	British Africa, South.....	502	380	654
British Africa, West.....	1,205	22,818	British Africa, West.....	3,091	41,087
British East Indies—	5,840	British East Indies—	2,102
India.....	5,667	13,453	12,863	India.....	595	1,320	1,775
Straits Settlements.....	266	77	1,308	1,813	1,006	Straits Settlements.....	145	79	1,216	2,541	1,993
British Guiana.....	4,975	British Guiana.....	8,980
British Oceania—	44,800	43,200	66,516	55,486	British Oceania—	13,134	15,213	10,668	8,293
Australia.....	84	126	354	3,389	52	Australia.....	20	46	117	62
Fiji.....	450	1,584	5,029	3,367	9,367	Fiji.....	120	502	927	6,052	10,183
New Zealand.....	4,475	3,223	3,991	2,983	757	New Zealand.....	1,310	842	3,408	2,973	1,219
British West Indies.....	British West Indies.....	3,925
Barbados.....	Barbados.....	14,235
Jamaica.....	2,554	Jamaica.....	4,360
Trinidad and Tobago.....	8,053	Trinidad and Tobago.....	195,946
Other.....	60,585	255,389	169,724	78,870	684,253	Other.....	19,843	45,947	87,535	68,086	17,698
Newfoundland.....	225	13,475	25	12,286	Newfoundland.....	197	10,100	75
Argentine Republic.....	Argentine Republic.....
Belgium.....	100	2,852	Belgium.....	80	5,096
Brazil.....	12	Brazil.....
China.....	14,591	4,032	China.....
Cuba.....	1,586	Cuba.....
Denmark.....	22,306	208,732	88,718	9,035	10,539	Denmark.....	17,822	1,815	3,426
Greenland, Iceland, etc.....	10,431	8,915	86	Greenland, Iceland, etc.....	15,649	170,374	67,786	17
France.....	32,504	52,476	84,224	44,761	France.....	2,913	3,237	2,567	3,051	6,969
St. Pierre and Miquelon.....	St. Pierre and Miquelon.....	28,999
Germany.....	8,307	Germany.....	22,520	53,063
Italy.....	60,311	632	327,777	Italy.....	88	32,966
Japan.....	Japan.....
Mexico.....	Mexico.....	62,595
Netherlands.....	156,315	265	38,743	Netherlands.....	71,192
Dutch East Indies.....	2,442	Dutch East Indies.....	314	383	3,560
Guiana.....	Guiana.....	88,617	1,100
Norway.....	7,431	Norway.....	11,672
Portugal.....	Portugal.....
Russia.....	1,839,227	5,814,942	6,569,656	6,843,398	4,760,503	Russia.....	449,105	1,094,297	1,516,302	1,818,272	1,939,354
San Domingo.....	San Domingo.....	40
United States.....	868	1,727	United States.....	180
Alaska.....	Alaska.....
Total.....	2,332,228	6,594,172	7,522,419	7,224,521	7,521,991	Total.....	745,747	1,383,961	2,051,060	2,066,567	2,575,844
RECAPITULATION.											
British Empire.....	219,062	658,977	589,782	259,485	2,312,752	British Empire.....	95,419	259,337	308,185	170,074	479,781
Foreign Countries.....	2,113,163	5,935,195	6,932,637	6,965,036	5,209,239	Foreign Countries.....	650,328	1,124,624	1,742,875	1,896,493	2,096,063

SESSIONAL PAPER No. 10b

SOAP.

	Lb.	Lb.	Lb.	Lb.	Lb.	Lb.	Lb.	Lb.	Lb.	\$	\$	\$	\$	\$	\$
United Kingdom.....	151,080	212,198	125,596	148,680	3,021,656	United Kingdom.....	13,927	37,272	7,735	10,870	455,877				
Bermuda.....	510	190	175	44,325	44,325	Bermuda.....	30	8	16	3,748					
British Africa, South.....		31,130	8,835	4,164	2,977	British Africa, South.....	937	34	1,007	681					
British Guiana.....		600				British Guiana.....									
British East Indies—						British East Indies—									
Straits Settlements.....					2,250	Straits Settlements.....					150				
British Oceania.....					298,740	British Oceania.....					21,871				
Australia.....	95	26,060	504,492	21,186	734	Australia.....	15	1,811	11,742	21,872	21,871				
New Zealand.....	8,950	358,906	85,050	285,956	10,368	New Zealand.....	734	16,985	2,577	2,854	4,144				
British West Indies.....	375,624		391,985			British West Indies.....	10,368		21,987	19,774					
Barbados.....						Barbados.....									
Jamaica.....					9,400	Jamaica.....						745			
Trinidad and Tobago.....					118,206	Trinidad and Tobago.....						14,640			
Other.....					501,072	Other.....						23,023			
Hong Kong.....					375	Hong Kong.....						20			
Newfoundland.....	41,935	33,204	89,013	88,130	273,229	Newfoundland.....	2,324	1,808	6,880	6,359	31,681				
China.....				165	530	China.....				31	31	178			
Cuba.....					712	Cuba.....									
Denmark.....					50	Denmark.....						14			
Greenland, Iceland, etc.....					35	Greenland, Iceland, etc.....						7			
France.....	40	5,440	7,950	1,362	3,045	France.....		305	760	810	810	281			
St. Pierre and Miquelon.....	230		525		495	St. Pierre and Miquelon.....	15			138	138	62			
Japan.....					235	Japan.....						63			
Mexico.....					12,780	Mexico.....						2,367			
Russia.....					5,921	Russia.....						50			
San Domingo.....	5,853	7,033	32,215	430	5,035	San Domingo.....						3,369			
United States.....					492	United States.....		750	3,369	803	529				
Alaska.....						Alaska.....				58					
Total.....	584,337	687,721	831,282	1,137,641	4,017,985	Total.....	34,118	59,958	58,149	64,051	560,025				
RECAPITULATION.						RECAPITULATION.									
British Empire.....	578,191	674,648	787,724	1,121,288	3,995,208	British Empire.....	33,004	58,903	53,940	62,752	550,480				
Foreign Countries.....	6,143	13,073	43,558	16,353	22,777	Foreign Countries.....	514	1,055	4,209	1,902	3,545				

TALLOW.

	Lb.	Lb.	Lb.	Lb.	Lb.	Lb.	Lb.	Lb.	Lb.	\$	\$	\$	\$	\$	\$
United Kingdom.....	10,000	20,387	15,681	7,102	13,065	United Kingdom.....	700	1,267	1,117	737	16,157				
British West Indies.....						British West Indies.....				401					
Barbados.....					3,474	Barbados.....				543		663			
Jamaica.....					353	Jamaica.....						65			
Trinidad and Tobago.....					13,065	Trinidad and Tobago.....						2,106			
Other.....						Other.....									
Newfoundland.....	9,056	72,702	97,974	520	50,794	Newfoundland.....									
Belgium.....	2,236					Belgium.....									
Cuba.....	72,110					Cuba.....									
France.....					605	France.....									
St. Pierre and Miquelon.....	916,410	930,839	119,696	9,848	1,376,153	St. Pierre and Miquelon.....									
United States.....					605	United States.....									
Alaska.....						Alaska.....									
Total.....	1,039,872	1,024,581	119,696	9,848	1,376,153	Total.....	64,812	71,500	4,991	1,198	173,491				
RECAPITULATION.						RECAPITULATION.									
British Empire.....	10,056	20,387	20,830	9,328	125,501	British Empire.....	1,243	1,267	1,000	1,101	18,993				
Foreign Countries.....	1,029,816	1,004,194	98,866	520	1,253,649	Foreign Countries.....	63,569	70,233	3,331	37	154,497				

No. 20—Exports of Canadian Produce, by Articles and Countries, during Fiscal Years ended March 31, 1915-1919—Con.

Exported to—	1915	1916	1917	1918	1919	Exported to—	1915	1916	1917	1918	1919
United Kingdom.....	Cwt.	Cwt.	Cwt.	Cwt.	Cwt.	United Kingdom.....	\$	\$	\$	\$	\$
British Oceania—						British Oceania—					
Australia.....	17,843	17,843	17,612	17,843	17,612	Australia.....	1,188	1,188	1,188	1,188	1,188
New Zealand.....	977	977	977	977	977	New Zealand.....	958	958	958	958	958
Newfoundland.....	33	33	33	33	33	Newfoundland.....	155	155	155	155	155
Chile.....	435	435	435	435	435	Chile.....	2,339	2,339	2,339	2,339	2,339
France.....	1,795	1,795	1,795	1,795	1,795	France.....	27,411	27,411	27,411	27,411	27,411
Italy.....	7,950	7,950	7,950	7,950	7,950	Italy.....	5,632	5,632	5,632	5,632	5,632
Japan.....	1,001	1,001	1,001	1,001	1,001	Japan.....	1,494	1,494	1,494	1,494	1,494
United States.....	49,907	49,907	29,411	29,411	29,411	United States.....	130,720	130,720	130,720	130,720	130,720
Total.....	94,324	94,324	61,769	61,769	61,769	Total.....	269,938	269,938	269,938	269,938	269,938
RECAPITULATION.						RECAPITULATION.					
British Empire.....	33,611	33,611	17,670	17,843	17,670	British Empire.....	103,836	103,836	103,836	103,836	103,836
Foreign Countries.....	60,713	60,713	44,039	42,918	44,039	Foreign Countries.....	166,102	166,102	166,102	166,102	166,102

GREASE, OIL, SOAP AND WAX—Concluded.
WAX—MINERAL.

RECAPITULATION—GREASE, OIL, SOAP AND WAX.

Exported to—	1915	1916	1917	1918	1919	Exported to—	1915	1916	1917	1918	1919
United Kingdom.....	\$	\$	\$	\$	\$	United Kingdom.....	\$	\$	\$	\$	\$
Bermuda.....	79,363	253,748	311,804	183,121	881,273	Bermuda.....	17,822	1,815	1,815	5,006	3,440
British Africa, South, West.....	40	4,028	517	396	4,545	Greenland, Iceland, etc.....	772	232	232	76,836	24
British East Indies—						France.....	2,920	15,649	172,713	3,207	7,502
India.....	595	595	2,977	1,007	41,668	St. Pierre and Miquelon.....	28,999	3,625	3,460		
Straits Settlements.....	79	79	2,102	2,102	2,102	Germany.....	15	22,526	80,474	78,018	117,946
British Oceania—						Italy.....	88	6,280	5,632	169	1,569
Australia.....	145	1,775	1,320	2,541	8,980	Japan.....	62,595	88	33,029	33,029	33,029
Fiji.....	13,191	30,165	1,250	2,541	8,980	Netherlands.....	15	88	314	383	71,192
New Zealand.....	20	46	117	117	21,871	Norway.....	88,017	314	314	1,000	3,560
British West Indies.....	878	8,906	4,462	8,906	14,327	Portugal.....	548	548	548	548	14,672
Barbados.....	17,878	23,259	25,958	23,259	1,274	Russia.....	50	50	50	2,934	40
Jamaica.....	4,070	4,070	4,070	4,070	4,070	San Domingo.....	1,708,574	1,708,574	1,708,574	2,074,365	2,577,813
Trinidad and Tobago.....	28,098	28,098	28,098	28,098	28,098	United States.....	430	430	430	585	976
Other.....	22,828	49,661	96,371	75,663	233,519	Alaska.....	922,743	1,634,706	2,439,824	2,570,507	4,119,138
Hong Kong.....	363	10,100	75	2,826	17,698	Total.....					
Newfoundland.....	363	10,100	75	2,826	17,698	RECAPITULATION.					
Belgium.....	80	4,453	31	5,127	5,127	British Empire.....	134,343	343,510	408,352	326,833	1,291,430
Brazil.....	5,496	4,453	186	186	186	Foreign Countries.....	788,400	1,291,196	1,971,472	2,543,674	2,587,708
China.....	5,496	4,453	186	186	186						
Cuba.....	5,496	4,453	186	186	186						

No. 20—Exports of Canadian Produce, by Articles and Countries, during Fiscal Years ended March 31, 1915-1919—*Con.*

Exported to—	1945	1916	1917	1918	1919	Exported to—	1915	1916	1917	1918	1919
United Kingdom.....	\$ 292	\$ 66,030	\$ 134,054	\$ 22,781	\$ 6,550	China.....	\$	\$	\$	\$ 1,179	\$ 1,750
Bermuda.....	632		4,092	13,151	4,694	Cuba.....			802		
British Africa, South.....			137	369	769	Denmark.....			9,089	140	
British Guiana.....						France.....			49	139	62
British Oceania—						St. Pierre and Miquelon.....	\$	14,667	11		
Australia.....			493	4,293	8,010	Netherlands.....			19,503	42,498	
New Zealand.....	3,062	1,633	2,729	6,606	6,421	Dutch East Indies.....			6,421	11,231	
British West Indies.....	8		358	3,293	6,163	Norway.....			23,008	40,352	151,282
Barbados.....					89	United States.....	9,701	3,976	1,421		
Trinidad and Tobago.....					1,012	Total.....	16,470	90,136	233,423	159,288	105,556
Other.....					444	REGULATION.....					
Newfoundland.....	2,765	3,612	5,781	3,532	8,107	British Empire.....	6,767	71,275	188,084	54,423	36,137
Argentine Republic.....		267	2,506	6,040	6,325	Foreign Countries.....	9,709	18,861	65,339	104,865	159,419
Brazil.....			970	430	2,886						
Chile.....											

GUTTA-PERCHA AND INDIA-RUBBER—Continued
HOSE.

MATS AND MATTING.

Exported to—	1945	1916	1917	1918	1919	Exported to—	1915	1916	1917	1918	1919
United Kingdom.....	\$	\$ 2,637	\$	\$	\$	REGULATION.....	\$	\$	\$	\$	\$
Bermuda.....		51				British Empire.....	34	3,174			
British Oceania—						Foreign Countries.....					
New Zealand.....	34	13									
Total.....	34	3,174									

TIRES.

Exported to—	1945	1916	1917	1918	1919	Exported to—	1915	1916	1917	1918	1919
United Kingdom.....	\$	\$	\$ 453,771	\$ 165,513	\$ 154,439	Denmark.....	\$	\$	\$	\$	\$ 1,253
Bermuda.....			569	760	1,449	Ecuador.....					800
British Africa, East.....					325	France.....			297	39,034	299,401
South.....					99,099	French Africa.....				586	
West.....					3,944	East Indies.....			2,367	4,444	5,194
British East Indies—						West Indies.....			57		20,353
Ceylon.....					119	Japan.....					522
India.....					1,016	Mexico.....					113,441
Straits Settlements.....					55,592	Netherlands—					
British Guiana.....			833	2,640	13,750	Dutch East Indies.....				125	8,006
British Oceania.....					5,185	Guiana.....				352	345
Australia.....			6,052	13,168	578,765	Norway.....					22,894
Fiji.....			141	322	1,898	Peru.....					
New Zealand.....			121,497	392,450	432,123	Spain.....					

SESSIONAL PAPER No. 10b

British West Indies.....	7,086	25,708	5,773	United States.....	124,993	165,899	497,162
Barbados.....			5,773	Alaska.....	3		0,205
Jamaica.....			5,584	Uruguay.....			2,417
Trinidad and Tobago.....			19,304	Venezuela.....			
Other.....			9,661	Total.....	726,768	859,712	3,016,974
Hong Kong.....	5,483	5,079	11,999	RECAPITULATION.....			
Newfoundland.....	1,041	2,655	194,599	British Empire.....	565,462	635,002	1,431,670
Argentina Republic.....	2,548	11,645	19,085	Foreign Countries.....	131,306	224,710	1,585,304
Brazil.....			445				
China.....			164,819				
Costa Rica.....							
Cuba.....							

WASTE.

United Kingdom.....	Lb.	Lb.	Lb.	Lb.	\$	\$	\$	\$
United States.....	4,221,476	163,400	3,552,900	1,436,500	276,128	6,368	20,832	262,700
Total.....	4,221,476	3,043,900	3,552,900	1,436,500	276,128	587,265	229,609	262,700
RECAPITULATION.....								
British Empire.....	4,221,476	163,400			276,128	6,368	20,832	262,700
Foreign Countries.....		2,880,500	3,552,900	1,436,500		580,897	208,777	262,700

OTHER GUTTA-PERCHA AND INDIA-RUBBER.

United Kingdom.....	\$	\$	\$	\$	\$	\$	\$	\$
Bermuda.....	122,563	956,495	14,135	10,688	300			
British Africa, South.....	211	746	36	34				
British East Indies—	2,932	14,646	11,831	9,655		8	75	42
Ceylon.....			29					10
Straits Settlements.....			881	4,257				32
British Guiana.....		1,269		1,404				
British Oceania—				1,798				
Australia.....	2,323	4,827	7,115	10,281				
New Zealand.....	7,115	117,211	2,223	17,539				
British West Indies.....	2,000	2,410	4,575		18			
Barbados.....				309				
Jamaica.....				1,869				
Trinidad and Tobago.....				2,071				
Other.....				1,445				
Hong Kong.....	4,416	5,438	2,477	16			10,888	6,613
Newfoundland.....			5,201					299
Argentina Republic.....	49	21	5,034	16,389				
Chile.....		160	4,125	2,669				
China.....			27	16,731				46
Colombia.....			19	422				
Costa Rica.....			12					
Cuba.....			2,284	9,402				
France.....	588	45	13,439	908				
St. Pierre and Miquelon.....		10	10	82				
Total.....					230,159	1,223,456	151,508	92,847
RECAPITULATION.....								
British Empire.....	141,613	137,752			141,613	1,103,075	137,752	66,981
Foreign Countries.....	88,546	13,846			88,546	120,381	13,846	35,682

No. 20—Exports of Canadian Produce, by Articles and Countries, during Fiscal Years ended March 31, 1915-1919—*Con.*

Exported to—		1915	1916	1917	1918	1919	Exported to—				1915	1916	1917	1918	1919
United Kingdom	\$	182,843	2,056,142	1,806,918	1,332,731	378,826	French East Indies	\$						\$	5,194
Bermuda		867	2,203	2,483	1,331	3,039	West Indies								2,369
British Africa, East						325	St. Pierre and Miquelon		8						323
" South						219,895	Germany		300						
" West						3,341	Guatemala								42
British East Indies—							Italy								1,104
Ceylon						119	Japan								20,373
India				899	1,655	60,909	Mexico			8					522
Straits Settlements				4,933	10,286	15,194	Netherlands			14,607					10
British Guiana		763	2,799	4,933	10,286	13,735	Dutch East Indies								42,623
British Oceania—							Guinea								568
Australia		40,298	37,921	48,958	68,616	861,368	" West Indies			39					173
Fiji		279	287	287	322	2,065	Nicaragua								11,897
New Zealand		33,779	145,082	171,634	387,111	594,437	Norway		2,085	3,929	35,380				562
Other		156	5,300	14,576	40,886	7,233	Peru								98
British West Indies		2,593				11,884	Russia								20
Barbados						61,730	Salvador								61
Jamaica						17,001	San Domingo								23,211
Trinidad and Tobago						2,800	Spain								910,035
Other						271,390	United States		382,958	708,987	353,061				324
Hong Kong		71,458	95,504	111,486	144,032	523,708	Alaska				3				106
Newfoundland		267	3,247	3,247	11,589	11,589	American Virgin Islands								11,999
Argentine Republic		205	21	3,743	12,250	21,753	Philippine Islands								2,136
Brazil						17,784	Porto Rico								46
Chile				27	7,011	1,179	Uruguay								2,417
China					19	457	Venezuela								
Colombia						174,236	Total		722,905	3,081,874	2,666,506				5,629,580
Costa Rica				892	3,965	1,453	RECAPITULATION								
Cuba				9,989		1,242,433	British Empire		336,620	2,353,687	2,227,929				2,527,144
Denmark				2,487	213,291	1,242,433	Foreign Countries		386,285	728,187	438,586				3,102,446
Ecuador			45	297	586										
France		621													
French Africa															
United Kingdom	Ton	6,411	86,661	142,363	31,319	6,533	United Kingdom	\$	88,813	2,231,200	3,386,859				103,047
Bermuda		1,331	1,993	1,851	1,232	346	Bermuda		19,659	18,688	22,611				7,331
British Guiana		152	155	181	82	32	British Guiana		2,756	2,806	3,153				7,707
British West Indies		925	170	198	245		British West Indies		13,483	3,013	3,194				1,314
Barbados							Barbados								3,328
Jamaica						14	Jamaica								275
Trinidad and Tobago						12	Trinidad and Tobago								261
Other						10	Other								229

HAY.

No. 20—Exports of Canadian Produce, by Articles and Countries, during Fiscal Years ended March 31, 1915-1919—Con.

Exported to—	1915	1916	1917	1918	1919	Exported to—	1915	1916	1917	1918	1919
Mexico.....	123					Porto Rico.....					
Norway.....	212					Venezuela.....	372			23	
Peru.....	1,776			7		Total.....	80,714	139,093	103,837	91,479	96,330
Russia.....		1,810		307							
Rum.....	16					RECAPITULATION:					
Sweden.....	150			816	666	British Empire.....	38,845	90,173	69,150	54,697	74,803
Switzerland.....	480	100	458			Foreign Countries.....	41,869	48,922	34,687	36,782	21,437
Turkey.....	22			34,008	17,686						
United States.....	34,493	25,084	21,199	45	5						
Alaska.....	10			142							
Hawaii.....				50							
Philippine Islands.....											

JEWELRY, N.O.P. (Continued.)

JUNK, EXCEPT METALLIC AND RUBBER.

	Cwt.	Cwt.	Cwt.	Cwt.	Cwt.		\$	\$	\$	\$	\$
United Kingdom.....	167	1,000				United Kingdom.....	408	332	1,000		
Hong Kong.....	1,083	369				Hong Kong.....	1,004	6,315	195		
Newfoundland.....			6			Newfoundland.....				4	
Netherlands.....						Netherlands.....					
Dutch East Indies.....	77,258	35,510	26,187	16,555	29,147	Dutch East Indies.....	159,809	74,100	15	79,215	185,480
United States.....						United States.....					
Total.....	78,568	38,019	30,591	16,561	29,147	Total.....	161,221	80,807	77,821	79,219	185,480
RECAPITULATION:						RECAPITULATION:					
British Empire.....	1,250	2,459	4,309	6	6	British Empire.....	1,412	6,047	1,195	4	
Foreign Countries.....	77,258	35,510	26,182	16,555	29,147	Foreign Countries.....	159,809	74,100	75,629	79,215	185,480

LAMPS AND LANTERNS.

	\$	\$	\$	\$	\$		\$	\$	\$	\$	\$
United Kingdom.....	5,211	25,952	29,150	52,085	13,391	Japan.....				15	
Borneo.....		400	362	2,639	47,861	Malaya.....					36
British Africa, South.....						Netherlands.....			7	261	25
British East Indies.....						Dutch Guiana.....					18
India.....	5		46	310	185	Portugal.....					
Straits Settlements.....						West Indies.....					
British Guiana.....	14	615	164	297	21	Azores and Madeira.....		44			
British Oceania.....	59	205	125	40	40	Russia.....			538		550
Australia.....						Siam.....			72		
Fiji.....				2,000	4,089	United States.....	7,081	3,013	1,965	17,649	16,940

SESSIONAL PAPER No. 10b

New Zealand	481	2,333	18,107	5,488	Alaska	191	7	13
British West Indies	93	251	101	13	Venezuela	32,783	96,563	32
Trinidad and Tobago	1,100	1,582	2,876	2,476	Total	14,204	36,444	91,325
Newfoundland	100			40	RECAPITULATION			
Belgium	130			98	British Empire	6,963	34,019	73,545
China	20	40		156	Foreign Countries	7,331	2,425	17,780
Ecuador								
France								
St. Pierre and Miquelon								

LIME.

United Kingdom	Cwt.	Cwt.	Cwt.	Cwt.	Cwt.	\$	\$	\$	\$
Newfoundland	68	583				133	663	190	806
France	74	36	136,847	153,735	St. Pierre and Miquelon	29	19	69	35
United States		1,200			Alaska	50	50	75,354	70,901
Alaska					Hawaii	5,730	3,980	7,515	811
Hawaii					Total	17,137	26,320	84,358	72,553
Total		138,666		153,877	RECAPITULATION				
British Empire	68	583			British Empire	133	663	190	806
Foreign Countries		138,083		153,809	Foreign Countries	17,004	25,657	84,168	71,747

MENAGERIES.

United Kingdom	\$	\$	\$	\$	\$	\$	\$	\$
United States	7,480	10,160	11,552	8,069	RECAPITULATION			
Total	7,480	10,160	11,552	8,069	British Empire	7,480	10,160	11,552
					Foreign Countries			

METALS AND MINERALS.
ALUMINIUM IN BARS, BLOCKS, ETC.

United Kingdom	Cwt.	Cwt.	Cwt.	Cwt.	Cwt.	\$	\$	\$	\$
British East Indies	31,755	126,456	213,427	70,612	United Kingdom	810,227	2,358,864	4,424,422	7,502,963
India	288				British East Indies	4,032			
Belgium	5,177			43,374	France	77,712			
France			2,000	22,412	Belgium				
Italy			26		Italy				
Japan	7,651	2,352	91		Japan	123,676	42,420	3,091	60,755
Russia	9,200				Russia	39,044			912
United States	75,350	67,616	287	61,141	United States	1,264,109	1,281,067	1,401,943	17,206
Total	140,441	196,424	215,740	202,829	Total	2,318,800	3,682,351	5,830,056	7,581,838
RECAPITULATION:					RECAPITULATION:				
British Empire	52,023	126,456	213,427	70,612	British Empire	814,259	2,358,864	4,424,422	7,502,963
Foreign Countries	88,418	69,968	48,402	2,317	Foreign Countries	1,504,541	1,323,487	1,405,634	18,875

No. 20—Exports of Canadian Produce, by Articles and Countries, during Fiscal Years ended March 31, 1915-1919—*Con.*

Exported to—	1915	1916	1917	1918	1919	Exported to—	1915	1916	1917	1918	1919
METALS AND MINERALS—Continued.											
ALUMINUM MANUFACTURES											
United Kingdom.....	\$ 418,127	\$ 71,320	\$	\$ 11,622	\$ 5,360	Italy.....	\$	\$	\$ 173	\$	\$
Bermuda.....	21	21	Peru.....	31,300
British Africa, South.....	174	174	335	United States.....	4,581	51,430	24,118	6,802	138,413
British East Indies.....	Total.....	452,708	173,387	27,275	46,415	189,704
India.....	4,673	4,673	1,127	RECAPITULATION:					
British Oceania.....	British Empire.....	448,127	57,106	2,984	11,600	5,000
Australia.....	171	171	1,502	73	Foreign Countries.....	4,581	96,194	24,291	33,720	183,714
New Zealand.....	837	837						
Belgium.....	23,761	21,060	27,918	13,335						
France.....	21,060						
ARSENIC.											
United Kingdom.....	Lb. 175,500	Lb. 175,500	Lb. 19,900	Lb.	Lb.	United Kingdom.....	\$	\$ 5,156	\$ 2,671	\$	\$
Portugal.....	2,200	Portugal.....	270
United States.....	3,265,300	5,080,000	3,745,000	4,570,200	5,100,300	United States.....	120,242	196,960	206,813	519,291	337,875
Total.....	3,265,500	5,255,500	3,765,900	4,570,200	5,402,500	Total.....	120,242	202,116	209,484	519,291	378,145
ASBESTOS.											
United Kingdom.....	Ton. 14,726	Ton. 18,461	Ton. 15,378	Ton. 9,830	Ton. 10,594	United Kingdom.....	\$ 513,877	\$ 642,865	\$ 682,001	\$ 630,220	\$ 899,559
British Oceania.....	British Oceania.....
Australia.....	Australia.....
New Zealand.....	New Zealand.....
Northland.....	Northland.....
Belgium.....	1,511	Austria-Hungary.....	37,024	108
France.....	1,015	Belgium.....	42,780
Cuba.....	160	85	Cuba.....	4,130	4,685	10,500
Germany.....	1,475	1,551	3,189	1,728	2,125	France.....	55,259	116,455	206,401	81,472	313,024
Italy.....	2,391	Germany.....	74,494
Japan.....	952	3,553	3,963	2,575	3,027	Italy.....	139,186	139,186	102,489	209,390	381,715
Netherlands.....	543	543	2,416	5,904	5,092	Japan.....	10,606	21,416	74,281	398,257	379,583
Spain.....	490	150	Netherlands.....	16,440	4,500
Sweden.....	330	600	210	Spain.....	9,900	25,730	20,600
United States.....	51,447	63,538	70,698	78,203	104,041	Sweden.....	9,001	2,190
Total.....	74,904	88,833	95,994	98,059	123,361	United States.....	1,437,653	2,007,994	3,002,861	3,966,649	6,890,724
RECAPITULATION:											
British Empire.....	14,726	18,698	15,733	10,018	10,710	Total.....	2,227,387	2,992,010	4,141,968	5,331,503	8,910,210
Foreign Countries.....	60,178	70,135	80,261	88,041	111,651	British Empire.....	513,877	649,398	691,251	650,005	911,874
RECAPITULATION:											
Foreign Countries.....											
1,713,510											
2,312,612											
3,450,717											
4,081,498											
7,498,336											

SESSIONAL PAPER No. 10b

ASBESTOS SAND AND WASTE.

	Ton.	Ton.	Ton.	Ton.	Ton.	Ton.	\$	\$	\$	\$	\$
United Kingdom.....	907	310	495	625			12,223	3,094	4,118	5,881	
British Oceania—											
New Zealand.....	30		10	11			75		73	184	
British West Indies.....	20				4						81
Newfoundland.....	22	100	270		150		100	900	2,828		900
Austria-Hungary.....	114						597				
Germany.....	18								285		
Italy.....	28				206				105	2,550	
Japan.....	18,729	25,640	40,751	41,508		23,729	98,314	166,036	306,232	352,945	240,831
Netherlands.....											
United States.....	19,928	26,050	41,570	42,440		23,882	111,727	170,030	313,642	361,500	217,812
Total.....											
REGULATION.....											
British Empire.....	907	310	505	636		4	12,298	3,094	4,191	6,065	81
Foreign Countries.....	18,931	25,740	41,065	41,804		23,879	99,429	166,936	309,451	355,905	247,731

10b

ASBESTOS MANUFACTURES.

	\$	\$	\$	\$	\$	\$	\$	\$	\$	\$	\$
United Kingdom.....	37,169	95,518	95	5							33
Bermuda.....	44										
British Africa, South—	1,737	642	60	173		2,838	34	405			
West.....						2,000	486		9		
British East Indies—	17,535	3,383		230			1,531	400	579		
India.....											
British Guiana.....	3,352						1,194	943		2,098	
British Honduras.....							210				
British Oceania—	16	9,637		28,970		23,760					
Australia.....	207	1,205	537	9,439		881		196			
New Zealand.....				551							
Barbados.....											1,700
Jamaica.....											5,402
Trinidad and Tobago.....											
Other.....	250	734	1,076	1,422		103					
Newfoundland.....	1,170					1,152					45,146
Brazil.....											
China.....		144				376					
Costa Rica.....											
Denmark.....						1,700					
Total.....							78,329	118,287	6,858	59,007	
REGULATION.....											
British Empire.....	5,041	1,107	397				69,350	111,139	1,708	40,021	35,735
Foreign Countries.....	22,301	214,654	400,138	521,108		72,685	17,979	7,148	5,000	15,386	9,411

BRASS, OLD AND SCRAP.

	Cwt.	Cwt.	Cwt.	Cwt.	Cwt.	Cwt.	\$	\$	\$	\$	\$
United Kingdom.....	5,041	1,107	397				54,282	13,800	8,807	8,083,864	
United States.....	22,301	214,654	400,138	521,108		72,685	204,249	2,854,532	6,886,519	8,083,864	1,148,819
Total.....	27,342	215,761	400,535	521,108		72,685	258,531	2,868,332	6,895,326	8,083,864	1,148,819
REGULATION.....											
British Empire.....	5,041	1,107	397				54,282	13,800	8,807	8,083,864	
Foreign Countries.....	22,301	214,654	400,138	521,108		72,685	204,249	2,854,532	6,886,519	8,083,864	1,148,819

R-1

No. 20—Exports of Canadian Produce, by Articles and Countries, during Fiscal Years ended March 31, 1915-1919.—*Con.*

Exported to—	1915	1916	1917	1918	1919	Exported to—	1915	1916	1917	1918	1919
United Kingdom.....	Cwt.	Cwt.	Cwt.	Cwt.	Cwt.	United Kingdom.....	\$	\$	\$	\$	\$
British Africa, West.....	18,803	346	7	7	7	British Africa, West.....	598,860	19,317	360		
British Oceania—						British Oceania—					
Australia.....	499					Australia.....	13,858				
New Zealand.....	40					New Zealand.....	1,587				
Hong Kong.....	40					Hong Kong.....	1,837				
Newfoundland.....	1					Newfoundland.....	19				
Brazil.....	58					Brazil.....	2,903				
France.....	5,541					France.....	160,801				
Italy.....	465					Italy.....	15,952				
United States.....	12,303					United States.....	312,400				
Uruguay.....	82					Uruguay.....	3,410				
Total.....	38,188					Total.....	1,033,061				
RECAPITULATION.						RECAPITULATION.					
British Empire.....	19,736					British Empire.....	529,866				
Foreign Countries.....	18,452					Foreign Countries.....	494,065				

COBALT.

Exported to—	1915	1916	1917	1918	1919	Exported to—	1915	1916	1917	1918	1919
United Kingdom.....	Cwt.	Cwt.	Cwt.	Cwt.	Cwt.	United Kingdom.....	\$	\$	\$	\$	\$
France.....	602,314					France.....	602,314				
Italy.....	67,591					Italy.....	400,908				
Japan.....	14,705					Japan.....					
United States.....	4,122					United States.....					
Total.....	374,580					Total.....					
RECAPITULATION.						RECAPITULATION.					
British Empire.....	1,063,312					British Empire.....					
Foreign Countries.....						Foreign Countries.....					

COBALT ALLOYS.

Exported to—	1915	1916	1917	1918	1919	Exported to—	1915	1916	1917	1918	1919
United Kingdom.....	Lb.	Lb.	Lb.	Lb.	Lb.	United Kingdom.....	\$	\$	\$	\$	\$
British East Indies—						British East Indies—					
India.....	38,821					India.....	131,406				
France.....	33,170					France.....	1,556				
Italy.....	327					Italy.....	58,186				
Japan.....	14,676					Japan.....	67,822				
United States.....	17,561					United States.....	71,282				
Russia.....	1,155					Russia.....	4,623				
Total.....	825					Total.....	3,306				
RECAPITULATION.						RECAPITULATION.					
British Empire.....	67,714					British Empire.....	273,449				
Foreign Countries.....	33,497					Foreign Countries.....	136,652				
Total.....	34,247					Total.....	137,397				

COBALT METALLIC

United Kingdom	Lb.	Lb.	Lb.	Lb.	Lb.	Lb.	\$	\$	\$	\$
France	43,255	67,491					158,837			105,431
United States	26,631	228,227					388,820			508,688
Total	217,819	295,718					547,657			740,686
RECAPITULATION										
British Empire	43,255	67,491					158,837			105,431
Foreign Countries	244,480	228,227					388,820			635,255

COPPER.

BLACK OIL COARSE, CEMENT COPPER AND COPPER IN PIGS.

United Kingdom	Lb.	Lb.	Lb.	Lb.	Lb.	Lb.	\$	\$	\$	\$
United States	9,861,780	20,241,900					1,371,889	3,851,749		
Total	9,861,780	20,241,900					1,371,889	3,851,749		
RECAPITULATION										
British Empire										
Foreign Countries	9,861,780	20,241,900					1,371,889	3,851,749		

COPPER, FINE, CONTAINED IN ORE, MATTE, REGULUS, ETC.

United Kingdom	Lb.	Lb.	Lb.	Lb.	Lb.	Lb.	\$	\$	\$	\$
United States	11,062,501	13,754,500	14,461,300	13,558,900	10,605,500	853,900	1,043,560	1,080,133	1,015,619	818,820
Total	51,914,537	77,049,900	112,028,500	63,996,900	55,006,900	5,319,457	9,774,964	21,664,692	9,695,086	7,865,361
RECAPITULATION										
British Empire	62,677,038	90,804,400	126,489,800	77,534,900	65,612,400	6,173,357	10,818,324	22,741,825	10,710,705	8,684,191
Foreign Countries	11,062,501	13,754,500	14,461,300	13,558,900	10,605,500	853,900	1,043,560	1,080,133	1,015,619	818,820
Foreign Countries	51,914,537	77,049,900	112,028,500	63,996,900	55,006,900	5,319,457	9,774,964	21,664,692	9,695,086	7,865,361

OIL AND SCRAP.

United Kingdom	Cwt.	Cwt.	Cwt.	Cwt.	Cwt.	Cwt.	\$	\$	\$	\$
Germany	3,655	826	433				45,258	13,400	7,041	
United States	16,948	56,613	83,311	111,999	31,983	189,793	977,574	2,057,480	3,090,618	590,905
Total	21,119	57,439	83,744	111,999	31,983	241,050	990,974	2,064,521	3,090,618	590,905
RECAPITULATION										
British Empire	3,655	826	433				45,258	13,400	7,041	
Foreign Countries	17,464	56,613	83,311	111,999	31,983	195,792	977,574	2,057,480	3,090,618	590,905

GOLD AND SILVER.

GOLO-BEARING QUARTZ, DUST, NUGGETS, ETC.

	\$	\$	\$	\$	\$	\$	\$	\$	\$
United Kingdom.....	105,324	195,434							
Hong Kong.....	6,831	3,785							4,186
Newfoundland.....		401							13,684,514
Germany.....	15,291,355	19,475,592	13,684,514	9,291,983	105,324	16,870,394	19,475,592	195,434	9,202,633
United States.....			50		15,301,186				
Alaska.....									
Total.....	15,406,310	16,870,394	13,688,709	9,292,633	105,324	16,870,394	19,475,592	195,434	9,202,633
					RECAPITULATION:				
					British Empire.....				
					Foreign Countries.....				

SILVER, METALLIC, CONTAINED IN ORE, CONCENTRATES, ETC.

	Oz.	Oz.	Oz.	Oz.	Oz.	Oz.	Oz.	\$	\$	\$	\$
United Kingdom.....	16,533,652	16,323,672	15,357,764					8,436,030	10,346,242		
British East Indies—											
India.....			170,800					213,254	119,559		
Hong Kong.....	384,774	941,933	378,225					498,581	263,812		
China.....	100,890	725,131	155,090					359,906	116,978		
France.....	229,261	2,322						1,200			
Germany.....	8,106,728	9,803,830	7,780,060					130,145	5,123,612		
United States.....								4,274,734	5,063,735		
Total.....	25,355,305	27,794,566	23,844,261					13,516,390	15,870,803		
								RECAPITULATION:			
								British Empire.....	8,934,620	10,629,613	
								Foreign Countries.....	5,363,731	5,241,190	

SILVER BULLION.

	Oz.	Oz.	Oz.	Oz.	Oz.	Oz.	Oz.	\$	\$	\$	\$
United Kingdom.....			10,839,714	10,213,363							9,115,940
British East Indies—											
India.....			436,386								302,496
Hong Kong.....			535,234	121,918							473,885
China.....			1,469,149	1,668,292							1,232,388
United States.....			4,319,891	3,851,300							3,792,319
Total.....			17,540,374	15,785,783							14,938,017
								RECAPITULATION:			
								British Empire.....	9,802,321	10,887,101	
								Foreign Countries.....	5,015,696	5,495,228	

No. 20—Exports of Canadian Produce, by Articles and Countries, during Fiscal Years ended March 31, 1915-1919—Cont.

Exported to—	1915	1916	1917	1918	1919	Exported to—	1915	1916	1917	1918	1919
United Kingdom		Oz.	Oz.	Oz.	Oz.	United Kingdom	\$	\$	\$	\$	\$
British East Indies—						British East Indies—					
India		9,126				India				7,242	
Hong Kong		5,556				Hong Kong				4,167	
United States		154,011				United States				116,927	
		4,251,769				Total				3,363,418	
Total		4,420,453				RECAPITULATION				3,490,554	
RECAPITULATION						British Empire				127,436	
British Empire		168,953				Foreign Countries				3,363,118	
Foreign Countries		4,251,769									

METALS AND MINERALS—Continued.

GOLD AND SILVER—Concluded.

SILVER, CONTAINED IN ORE, CONCENTRATES, ETC.

TOTAL GOLD AND SILVER

United Kingdom	\$	\$	\$	\$	\$	United Kingdom	\$	\$	\$	\$	\$
British East Indies—						British East Indies—					
India		8,436,039				India					
Hong Kong		498,581				Hong Kong					
Newfoundland		359,996				Newfoundland					
China		50,193				China					
France		136,976				France					
Germany		19,569,089				Germany					
United States		21,874,129				United States					
Alaska						Alaska					
Total		31,168,745				Total					

IRON AND STEEL.

AGRICULTURAL IMPLEMENTS.

Calculators.

United Kingdom	No.	No.	No.	No.	No.	United Kingdom	\$	\$	\$	\$	\$
British Africa, South		381				British Africa, South					
British Oceania—		835				British Oceania—					
Australia		2,852				Australia					
New Zealand		392				New Zealand					
Newfoundland		4				Newfoundland					

SESSIONAL PAPER No. 106

Argentine Republic.....	3	15	435	772					90	553	19,493	28,146
Chile.....	4								164			
Cuba.....	60								261			
Denmark.....	2								52			
France.....	752	536	346	1,889	5,496				18,507	11,671	9,471	54,718
French Africa.....	19				82				344			
Germany.....	15								278			
Greece.....			6							336		
Italy.....				166								7,439
Morocco.....			12		123					325		
Spain.....	490	165	204	450	188				11,807	6,480	7,207	14,311
Sweden.....		5		25						127		
United States.....	210	243	349	162	140				6,023	6,978	10,985	7,129
Uruguay.....		4	1							133		
Total.....	5,831	6,327	3,918	6,463	8,582				143,807	177,431	128,424	185,349
RECAPITULATION.												
British Empire.....	4,276	5,359	2,565	3,065	2,351				106,281	118,189	81,588	82,773
Foreign Countries.....	1,555	968	1,353	3,398	6,231				37,526	28,942	47,836	102,576

Drills.

United Kingdom.....	No. 748	No. 2,239	No. 1,124	No. 1,914	No. 3,379	No. 24	\$ 36,612	\$ 118,663	\$ 76,871	\$ 337,728	\$ 767,831
British Africa, East.....						24					2,358
British Africa, South.....						6					133
British Oceania.....	26	84	36	140	6		1,324	6,919	2,851	6,700	
Australia.....	1,771	2,956	1,386	3,224	1,165		130,334	201,506	112,545	169,728	124,543
New Zealand.....	733	2,40	323	30	300		51,539	14,683	24,762	2,252	16,376
Newfoundland.....	2			1			89			90	
Argentine Republic.....	9	1,570	499	152	925		611	129,456	41,445	18,764	109,147
Chile.....			20						1,400		
Colombia.....									75		
Denmark.....	10	38	15	20	20		680	2,567	1,025	1,512	2,400
France.....	33	33	11	48	98			2,087	875	2,329	11,118
French Africa.....	1								6		
Italy.....	10	1					641	86			
Norway.....	25	28	25				1,121	1,167	1,324		
Roumania.....	7	34	31		143		403	1,826	2,247		
Russia.....	50						3,120				
Spain.....	569	130	10				20,804	9,209	988		
United States.....	39	62	68	74	111		2,704	4,983	6,189	7,154	6,686
Uruguay.....		3						45			
Total.....	3,996	7,409	3,849	9,203	11,472		260,318	493,301	272,531	537,317	1,091,992
RECAPITULATION.											
British Empire.....	3,280	5,509	3,169	8,009	9,874		229,128	313,812	217,032	507,358	937,101
Foreign Countries.....	716	1,900	680	294	1,298		49,190	151,492	55,499	29,759	134,888

No. 20—Exporters of Canadian Produce, by Articles and Countries, during Fiscal Years ended March 31, 1915-1919—*Con.*

Exported to—	1915	1916	1917	1918	1919	Exported to—	1915	1916	1917	1918	1919
United Kingdom.....	380	915	570	1,046	3,053	United Kingdom.....	4,738	19,257	6,671	17,261	89,227
British Africa, East.....	1,442	349	909	708	13	British Africa, East.....	26,478	4,805	15,235	17,147	455
" " South.....	17	127	106	726	British East Indies—	28,585
British East Indies—	25	60	22	24	Ceylon.....	897	1,206	790
Ceylon.....	24	36	36	6	India.....	1,075	206	295
India.....	24	24	24	24	10	Straits Settlements.....	428	680	120
Straits Settlements.....	2,448	1,239	3,185	801	1,792	British Oceania—
Other.....	87	545	755	80	251	Australia.....	13,121	18,185	24,336	12,131	17,511
British Oceania—	New Zealand.....	20,728	15,911	50,143	2,586	8,405
Australia.....	42	24	13	24	5	Hong Kong.....	411	95	335	35
New Zealand.....	85	182	236	53	391	Newfoundland.....	4,623	4,745	2,156	20,479
Newfoundland.....	2	Argentina Republic.....
Argentina Republic.....	12	6	62	62	7	Austria-Hungary.....	114
Austria-Hungary.....	1	12	9	Brazil.....
Brazil.....	Chile.....
Chile.....	Cuba.....
Cuba.....	Denmark.....
Denmark.....	France.....
France.....	French Africa.....
French Africa.....	Italy.....
Italy.....	Morocco.....
Morocco.....	Netherlands—
Netherlands—	Dutch East Indies.....
Dutch East Indies.....	Russia.....
Russia.....	Spain.....
Spain.....	United States.....
United States.....	Uruguay.....
Uruguay.....	Total.....
Total.....	6,104	4,279	6,920	3,969	10,396	Total.....	92,691	79,813	106,612	91,098	227,769
RECAPITULATION.....	RECAPITULATION.....
British Empire.....	5,235	3,383	5,606	2,665	5,878	British Empire.....	67,533	52,660	68,692	49,580	145,376
Foreign Countries.....	929	896	1,314	1,304	4,518	Foreign Countries.....	25,158	27,753	38,010	41,428	82,393

Harrows.

SESSIONAL PAPER No. 10B

Harvesters and Binders.

	No.	No.	No.	No.	No.	No.	No.	No.	\$	\$	\$	\$	\$	\$
United Kingdom	1,442	4,339	1,571	3,463	5,436	United Kingdom		146,059	469,479	170,975	398,960	986,454		
British Africa, East	310	164	110	220	6	British Africa, East		20,861	17,432	12,110	25,729	1,131		
British Africa, South	310	164	110	220	6	British Africa, South		20,861	17,432	12,110	25,729	1,131		
British Oceania—						British Oceania—								
Australia	1,660	3,383	2,723	988	551	Australia		179,495	370,340	398,611	129,195	85,459		
New Zealand	270	329	640	210	268	New Zealand		28,455	35,450	70,890	26,298	39,892		
Newfoundland						Newfoundland				135				
Argentine Republic	78		1		40	Argentine Republic		8,305		2,928		8,297		
Austria-Hungary	198					Austria-Hungary		17,098						
Belgium	8					Belgium								
Denmark	244	100	5	155		Denmark		23,212	12,504	1,482	16,877	2,000		
France	499	745	233	517	1,314	France		53,731	77,818	26,724	67,848	246,752		
French Africa	4	80			124	French Africa		104,484	8,914			27,037		
Germany	1,035					Germany								
Greece	63				10	Greece		6,495		654		2,000		
Italy					20	Italy				2,247		3,675		
Morocco	418	12			28	Morocco		42,097	1,320			5,275		
Netherlands	4					Netherlands						81,276		
Norway	281	135	1,947	1,488	421	Norway		31,631	13,628	235,812	189,496			
Russia	170	125				Russia		17,400	12,154					
Spain	36	26	30			Spain		9,429	2,713	2,032				
Sweden	39	322	76	24	29	Sweden		7,312	34,534	13,966	12,861	5,965		
United States					50	United States						9,154		
Uruguay						Uruguay								
Total	6,799	9,960	7,392	7,065	8,363	Total		695,858	1,056,896	841,048	867,294	1,524,442		
RECAPITULATION.														
British Empire	3,682	8,415	5,045	4,881	6,327	British Empire		374,000	892,701	562,721	589,212	1,135,888		
Foreign Countries	3,117	1,545	2,347	2,184	2,036	Foreign Countries		329,958	164,195	278,327	257,082	388,554		

Mowing Machines.

	No.	No.	No.	No.	No.	No.	No.	No.	\$	\$	\$	\$	\$	\$
United Kingdom	1,258	1,093	898	2,598	1,218	United Kingdom		42,885	38,745	32,100	107,775	78,118		
British Africa, East					6	British Africa, East						379		
British Africa, South	65	199	273	237	148	British Africa, South		2,519	6,509	9,074	7,741	8,999		
British East Indies—						British East Indies—								
India						India				184				
Straits Settlements						Straits Settlements					303			
British Oceania—						British Oceania—								
Australia	467	1,001	634	1,337	1,958	Australia		16,123	36,772	22,115	55,651	105,072		
New Zealand	485	382	31	459	540	New Zealand		14,314	13,462	1,270	17,506	34,011		
British West Indies						British West Indies								
Trinidad and Tobago					1	Trinidad and Tobago						60		
Newfoundland	50	7	34	37	8	Newfoundland		2,036	263	1,467	1,767	524		
Argentine Republic		28	200	409	702	Argentine Republic		1,359	921	6,840	27,550	48,060		
Austria-Hungary	40					Austria-Hungary		5,443						
Belgium	155					Belgium		342						
Chile	8				20	Chile								
Costa Rica					12	Costa Rica								
Denmark	40	5		25		Denmark		1,535	170					

No. 20—Exporters of Canadian Produce, by Articles and Countries, during Fiscal Years ended March 31, 1915-1919 (Cont.)

Exported to—	1915	1916	1917	1918	1919	Exported to—	1915	1916	1917	1918	1919
METALS AND MINERALS (Continued.)											
IRON AND STEEL.—Continued.											
AGRICULTURAL IMPLEMENTS—Continued											
Mowing Machines—Concluded											
	No.	No.	No.	No.	No.		\$	\$	\$	\$	\$
France.....	1,805	2,424	3,326	3,267	6,120	France.....	58,365	83,418	124,937	101,364	401,522
British Empire.....	30	35	38	38	38	British Empire.....	1,762	1,762	59	65	70
St. Pierre and Miquelon.....	1	1	1	1	1	St. Pierre and Miquelon.....	68,333	25	59	65	70
Germany.....	1,871	1	1	1	1	Germany.....	703	2,315	2,315	10,331	665
Greece.....	20	65	44	10	Greece.....	34,423	1,696	1,696	3,090
Italy.....	171	Italy.....
Morocco.....	50	Morocco.....
Netherlands.....	817	90	851	Netherlands.....
Norway.....	Norway.....
Portugal.....	Portugal.....
Portuguese Africa.....	323	410	2,333	1,531	35	Portuguese Africa.....	9,561	11,946	83,385	1,367	58,926
Russia.....	75	105	2	Russia.....	2,577	3,434	111
Spain.....	25	Spain.....	185	11,362	9,833	1,415	946
Sweden.....	3	327	281	31	15	Sweden.....
United States.....	United States.....	260,700	222,920	295,406	115,018	760,688
Total.....	7,512	6,220	8,126	10,061	11,571	Total.....	77,877	95,752	66,210	196,812	227,163
RECAPITULATION.											
British Empire.....	2,325	2,682	1,876	1,690	3,570	British Empire.....	182,852	127,468	229,196	281,236	513,525
Foreign Countries.....	4,187	3,538	6,250	5,362	7,991	Foreign Countries.....

10 GEORGE V, A. 1920

Ploughs.

	No.	No.	No.	No.	No.		\$	\$	\$	\$	\$
United Kingdom.....	502	1,723	2,447	6,454	United Kingdom.....	9,766	38,569	76,421	546,884	780,441
British Empire.....	British Empire.....	157,343	45,789	198,421	280,479	7,807
South Africa.....	5,278	2,257	7,401	8,291	South Africa.....	543,801
British East Indies.....	67	120	37	10	British East Indies.....	779	770	1,312
Straits Settlements.....	Straits Settlements.....	88	287	113
British Oceania.....	4,418	7,267	6,741	4,313	British Oceania.....	66,864	129,038	123,268	152,436	492,724
Australia.....	Australia.....	12,244	1,771	8,295	2,472	27,860
New Zealand.....	732	791	556	136	New Zealand.....	87	124	845	109	381
British West Indies.....	12	British West Indies.....
Newfoundland.....	101	39	35	30	Newfoundland.....	613

SESSIONAL PAPER No. 10b

Argentine Republic.....	1,441	1,694	4,673	3,856	54,180	69,333	202,769	200,718	340,503
Brazil.....	45	1	1	2	876	45	45	75	836
Chile.....	1	20	20		40	325	265		2,428
Cuba.....	44	92	58		1,558	7,080	19,515		52
Ecuador.....									167
France.....	4	35	35	204	163		1,534	11,775	75,150
French Africa.....	1	5	5		455		310		19,742
Germany.....	12			25	2,911				
Greece.....	4		2	2	282				
Italy.....								3,891	
Morocco.....							130	232	10,661
Norway.....	138		88		1,145		761		9,543
Russia.....			11				190		31,806
Switzerland.....									1,531
United States.....	532	983	460	10	15,987	22,064	13,172	15,817	77,574
Uruguay.....	241	215	50	60	7,009	2,775	1,864		5,329
Total.....	13,573	15,248	22,375	23,958	339,301	323,301	649,254	1,197,631	2,436,347
RECAPITULATION.									
British Empire.....	11,110	12,244	16,972	19,282	254,695	221,724	408,679	932,213	1,859,526
Foreign Countries.....	2,463	3,004	5,403	4,676	84,606	101,577	240,575	245,418	576,821

Rakes, Hay.

	No.	No.	No.	No.	No.	\$	\$	\$	\$	\$
United Kingdom.....	317	361	141	424	81	6,427	8,250	2,746	8,977	2,807
British Africa, East.....					6					194
British Africa, South.....	59	117	125	132	122	1,499	2,033	2,426	3,256	3,542
British Oceania—										
Australia.....	535	726	46	685	555	10,975	14,731	983	16,968	21,054
New Zealand.....	311	216	53	279	12	6,269	4,319	1,315	7,397	2,230
Newfoundland.....	46	11	14	18	4	941	227	345	547	204
Argentine Republic.....					275		442		623	11,092
Austria-Hungary.....	30	22		30		579				
Chile.....			21	46				430		
Denmark.....	6		20	20		113			432	
France.....	24	379	480	480	419	726	13,656		17,904	25,205
French Africa.....					12					41
St. Pierre and Miquelon.....					1					
Germany.....	60					1,158				42
Greece.....					6					
Italy.....	10					427				219
Morocco.....			15		56			312		1,630
Netherlands.....										2,076
Norway.....	52	12				1,877	433			
Portugal—					134					
Portuguese Africa.....									1,191	
Russia.....	312	528	1,413	54	98	5,162	10,191	30,007	37,212	1,408
Spain.....	48	36	3	1,569	24	806	659	60		775

No. 20—Exports of Canadian Produce, by Articles and Countries, during Fiscal Years ended March 31, 1915-1919—Con

Exported to—	1915	1916	1917	1918	1919	Exported to—	1915	1916	1917	1918	1919
Sweden.....	No. 48	No. 1	No. 16	No. 7	No. 13	Sweden.....	\$ 827	\$ 57	\$ 289	\$ 214	\$ 465
United States.....	157	1	1	1	13	United States.....	9,867	289	1,463	214	465
Total.....	2,055	2,409	1,817	3,714	1,859	Total.....	47,773	54,989	38,913	95,713	78,292
RECAPITULATION.						RECAPITULATION.					
British Empire.....	1,298	1,431	379	1,538	780	British Empire.....	28,111	29,580	7,815	37,115	30,001
Foreign Countries.....	757	978	1,408	2,206	1,079	Foreign Countries.....	21,662	25,429	31,098	58,598	48,291

Reapers.

United Kingdom.....	No. 4	No. 1	No. 414	No. 25	No. 22	United Kingdom.....	\$ 220	\$ 291	\$ 21,791	\$ 1,730	\$ 1,754
British Africa, South.....	18	1	25	5	22	British Africa, South.....	1,127	291	1,463	1,730	1,754
British Oceania— New Zealand.....		40				British Oceania— New Zealand.....		2,371			
Chile.....				25		Chile.....				1,750	
Denmark.....	49	190	16	202	90	Denmark.....	2,582	10,773	1,066	13,230	8,577
France.....	278	5				France.....	19,580				
Germany.....	5					Germany.....	300				
Netherlands.....	393		1,840	780	175	Netherlands.....	16,017		124,721	32,578	11,616
Russia.....	150	237	275		170	Russia.....	8,244	13,757	19,080		17,396
Spain.....	3					Spain.....	170				
Sweden.....	2		2			Sweden.....	111		120		
United States.....	3	3				United States.....		172			
Uruguay.....						Uruguay.....					
Total.....	902	471	2,572	1,030	457	Total.....	48,301	27,384	168,250	69,021	39,573
RECAPITULATION.						RECAPITULATION.					
British Empire.....	22	41	439	26	22	British Empire.....	1,347	2,662	23,257	1,730	1,754
Foreign Countries.....	880	430	2,133	1,013	435	Foreign Countries.....	46,954	24,702	144,993	67,291	37,819

Seeders.

United Kingdom.....	No. 1	No. 1	No. 1	No. 1	No. 1	United Kingdom.....	\$ 30	\$ 30	\$ 30	\$ 30	\$ 30
Newfoundland.....						Newfoundland.....					
Argentine Republic.....						Argentine Republic.....					
Total.....	1	1	1	1	1	Total.....	11	30	30	30	30

SESSIONAL PAPER No. 10b

France.....	10	17	37	639	1,771	850	3,432
United States.....	11	9	38	670	1,801	850	3,491
Total.....	21	26	75	1,309	3,582	1,700	6,923
RECAPITULATION.							
British Empire.....	1	1	38	11	30	850	3,491
Foreign Countries.....	10	17	37	639	1,771	850	3,432

Other Agricultural Implements.

United Kingdom.....	49,952	169,126	43,459	127,069	289,046	194	159
Bermuda.....	20	8	8	8	194	889	28
British Africa, East.....	6,183	25,773	45,364	21,569	395	395	28
" " West.....				16	1,586	6,141	2,015
British East Indies—			90	26	6,136	4,199	4,652
India.....		20	27	73			
Straits Settlements.....					285	67	10,331
British Oceania—	17,380	15,491	35,128	13,551	546	2,716	1,384
Australia.....			18	18	5,233	4,969	1,340
Fiji.....		15,013	14,118	19,868	175		
New Zealand.....	10,282	11,357	1,097	66	78,232	55,520	49,084
British West Indies.....	60	35				50	33,989
Barbados.....							
Jamaica.....				1,181			
Trinidad and Tobago.....				4			198
Other.....				22			
Newfoundland.....	2,450	2,992	7,174	4,987	800	355	
Argentine Republic.....	9,827	32,677	51,958	26,575	254		516,151
Belgium.....	700			31,334			
Brazil.....	15	28	655	18			
Chile.....		170	543	994			
Cuba.....		7	77	2,207			
Denmark.....	5,833	2,760	1,080	2,207			
France.....	38,172	12,978	205	33,352	63,267		
French Africa.....		145					
Total.....	263,776	343,635	239,712	312,926			
RECAPITULATION.							
British Empire.....	86,307	224,821	147,325	185,343			357,825
Foreign Countries.....	177,469	118,814	92,387	130,583			169,326

Parts of Agricultural Implements.

United Kingdom.....	53,524	67,608	158,598	289,788	277,604	22,274	96,966
British Africa, East.....	67,499	47,946	72,759	140,181	18,005	132	52,953
British East Indies—							
Ceylon.....					400	2,964	7,665
India.....	172	412	1,123	218	1,029	3,100	11,986
Straits Settlements.....	214	22	22		65	7,722	1,119
Other.....		75			833	8	6,902
British Oceania—							
Australia.....	288,814	159,278	230,468	102,007	196,262	63,733	246,889
Fiji.....	178	24,386	24,714	23,660	21,928	1,042	7,729
New Zealand.....	24,938	14	16	20			125
British West Indies.....	31	17	300	394			4,772
Newfoundland.....					380	1,779	622
Argentina Republic.....						26,503	67,216
Austria-Hungary.....							
Belgium.....							
Brazil.....							
Chile.....							
Cuba.....							
Denmark.....							
France.....							
French Africa.....							
Germany.....							
Greece.....							
Italy.....							
Morocco.....							
Netherlands.....							

No. 20—Exports of Canadian Produce, by Articles and Countries, during Fiscal Years ended March 31, 1915-1919—*Con.*

Exported to -	1915	1916	1917	1918	1919	Exported to -	1915	1916	1917	1918	1919
Norway	1,223	1,820	9,907		2,087	Porto Rico				97	10
Peru	22	8	230			Uruguay	589	5,274	1,386	1,205	751
Portugal	289	7	26			Venezuela		34	50		
Portuguese Africa	30					Total	648,892	571,797	833,173	990,010	914,211
Roumania	28,061	21,058	55,471	33,259	5,875	RECAPITULATION:					
Russia	2,745	2,745	9,373	198	156	British Empire	435,389	329,636	488,000	646,277	396,225
Spain	367	2,731		2,612	27	Foreign Countries	213,503	242,161	345,173	343,733	517,989
Sweden											
Switzerland	7										
Turkey	51,891	116,164	129,055	138,803	48,545						
United States											

METALS AND MINERALS—Continued.
IRON AND STEEL—Continued.
AGRICULTURAL IMPLEMENTS—Concluded.
Parts of Agricultural Implements—Concluded

TOTAL AGRICULTURAL IMPLEMENTS

United Kingdom	354,884	961,074	594,912	1,857,904	3,306,516	France	254,408	280,559	231,355	463,150	1,412,418
Bermuda	20				194	French Africa	3,190	11,804	2,359	52	62,158
British Africa, East	19				13,723	St. Pierre and Miquelon		25	89	93	271
British Africa, South	209,357	163,877	362,294	508,569	659,426	Germany	228,213	305	336	4,292	3,009
British Africa, West						Greece	689	3,396	8,273	7,781	31,212
British East Indies - Ceylon					1,190	Italy	9,900		5,634	2,015	25,963
India	1,378	2,099	3,945	59		Morocco		7,567	6,131		
Straits Settlements	658	1,191	575	707	425	Netherlands	89,121		252		
Other	963	563	650	120		Dutch East Indies	11,606	9,782	17,113	4,652	225,113
British Oceania - Fiji	839,803	1,059,967	921,231	771,943	1,112,592	Peru		8			
British Oceania - New Zealand	178	1,771	176,118	90,169	224,455	Portugal	22	7	230	2,558	
British West Indies - Barbados	175	49	1,113	18		Roumania	3,190		84		
Jamaica						Russia	123,673	69,907	521,909	381,882	13,114
Trinidad and Tobago						Spain	41,117	40,702	18,692	4,808	38,071
Other						Sweden	15,086	13,268	4,348	5,069	1,346
Hong Kong						Switzerland				1,378	
Newfoundland	6,899	4,334	10,391	8,529	9,023	Turkey	182	209,785	227,673	266,755	211,512
Argentine Republic	89,765	261,508	397,394	366,485	619,227	United States	191,971		30		
Austria-Hungary	10,415					Hawaii					10
Belgium	26,880					Porto Rico					15,927
Brazil	891	575	1,928	307		Uruguay	8,698	9,789	3,317	5,353	
Chile	4,614	1,649	6,844	14,036	15,130	Venezuela	254	34	50		
Colombia						Total	2,802,096	3,353,635	3,570,124	4,792,757	8,043,296

SESSIONAL PAPER No. 10b

	Ton.	Ton.	Ton.	Ton.	Ton.	610	RECAPITULATION.	\$	\$	\$	\$	\$	\$
Costa Rica.....						82	British Empire.....	2,071,217	2,341,217	2,071,259	3,239,613	5,328,892	
Cuba.....						2,009	Foreign Countries.....	1,012,418	1,502,144	1,503,865	1,562,114	2,714,404	
Denmark.....						107							
Canada.....	4,971	9,464	27,870	1,196	1,071	167							
	33,009	19,149	3,760	29,239	33,009								
BARS AND RODS.													
United Kingdom.....	Ton.	Ton.	Ton.	Ton.	Ton.	Ton.	United Kingdom.....	\$	\$	\$	\$	\$	\$
Bermuda.....	6,185					2,878	Bermuda.....	440,225				172,398	
British Africa, South.....	2,732					3,311	British Africa, West.....	261,253				175	
British Africa, West.....						28	British East Indies—					2,243	
British East Indies—							India.....	7,267				69,488	
India.....	105					758	Straits Settlements.....	10,760				110,065	
Straits Settlements.....	110					1,298	British Guiana.....	2,805				23,151	
British Guiana.....	32					368	British Oceania—						
British Oceania—							Australia.....	118,097				272,613	
Australia.....	1,382					3,301	N.Z.	128,092				39	
N.Z.	1,300					200	New Zealand.....	16,786				21,921	
New Zealand.....	208						British West Indies.....					15,057	
British West Indies.....						107	Barbados.....					11,251	
Barbados.....						197	Jamaica.....					3,061	
Jamaica.....						29	Trinidad and Tobago.....					6,701	
Trinidad and Tobago.....						35	Other.....					93,678	
Other.....						79	• Hong Kong.....	108,158				56,263	
Hong Kong.....	1,298					1,109	Newfoundland.....	83,558				114,009	
Newfoundland.....	991					607	Brazil.....	5,814				677	
Brazil.....						11	Argentina Republic.....	1,083				215,617	
Argentina Republic.....	108					1,316	Chile.....	82,406				6,172	
Chile.....	20						China.....						
China.....	456					2,528	Colombia.....						
Colombia.....						81	Denmark.....						
Denmark.....							Greenland, Iceland, etc.....						
Greenland, Iceland, etc.....						1	Ecuador.....						
Ecuador.....	5						France.....	4,961,260				1,989,762	
France.....	41,498					16,746	St. Pierre and Miquelon.....					2,784	
St. Pierre and Miquelon.....	4					43	Netherlands.....	1,082,263				3,382,179	
Netherlands.....	11,599					42,367	Portugal.....	22,444				160,651	
Dutch East Indies.....	287					2,855	Portuguese Africa.....					14,067	
Portugal.....						177	Siam.....	9,420				3,294	
Portuguese Africa.....							United States.....	368,442				739,430	
Siam.....	100					23	Hawaii.....	474				1,501	
United States.....	5,059					11,838	Philippine Islands.....						
Hawaii.....	3						Uruguay.....	2,262					
Philippine Islands.....						24	Total.....	7,716,318				7,814,004	
Uruguay.....	41					92,995							
Total.....	74,624						RECAPITULATION.						
							British Empire.....	1,179,311				1,191,631	
							Foreign Countries.....	6,537,007				6,652,373	

No. 20 Exports of Canadian Produce, by Articles and Countries, during Fiscal Years ended March 31, 1915-1919—Cont.

Exported to—	1915	1916	1917	1918	1919	Exported to—	1915	1916	1917	1918	1919
United Kingdom	Ton.	Ton.	Ton.	Ton.	Ton.	United Kingdom	\$	\$	\$	\$	\$
British East Indies—						British East Indies—					
Straits Settlements	212			13		Straits Settlements				13,750	638
Newfoundland	8			7		Newfoundland				253	1,641
China				165		China				11,693	
France	6,290			287		France				423,828	19,290
Italy	52					Italy				2,777	
Japan				21,629		Japan				1,034,484	
United States	47,128			29,123		United States				1,838,761	1,203,045
Total	53,660			51,161		Total				2,299,378	2,270,721
RECAPITULATION.						RECAPITULATION.					
British Empire	229			20		British Empire				14,012	2,279
Foreign Countries	53,440			51,144		Foreign Countries				2,285,366	2,268,442

BILLETS, INGOTS AND BLOOMS.

METALS AND MINERALS—Continued.

IRON AND STEEL—Continued.

CASTINGS, N.O.P.

United Kingdom	\$	\$	\$	\$	\$	Germany	\$	\$	\$	\$	\$
Bornholm	127,522	2,391	2,330	300		United States	17,356	11,911	201,999	650,769	434,165
British Africa, South			283	18		Alaska				28	
British Oceania—						Total	148,145	18,458	209,361	662,840	448,087
New Zealand	2,915	3,889	4,694	7,489	398						
Brazil				4,678		RECAPITULATION.					
China				3,305		British Empire	130,467	6,280	7,017	7,812	5,075
Cuba	87			3,513		Foreign Countries	12,178	12,178	202,344	655,028	443,011
France				143							
St. Pierre and Miquelon	290	267	349	325	343						

SESSIONAL PAPER No. 10b

CHROMIC IRON.

	Ton.	Ton.	Ton.	Ton.	Ton.	Ton.	Ton.	\$	\$	\$	\$	\$	\$
United Kingdom.....													
United States.....	79	11,735	13,103	17,422	15,639			878	133,756	178,244	327,441	372,767	372,767
Total.....	79	11,735	13,103	17,422	15,639			878	133,756	178,244	327,441	372,767	372,767
RECAPITULATION.													
British Empire.....	79	11,735	13,103	17,422	15,639			878	133,756	178,244	327,441	372,767	372,767
Foreign Countries.....													

CREAM SEPARATORS.

	No.	No.	No.	No.	No.	No.	No.	\$	\$	\$	\$	\$	\$
United Kingdom.....	2,250												
British Africa, South.....	2,002					340	225	45,360	13,176	8,684	18,067	62,450	62,450
British East Indies.....								25,821	59,805	59,805	72,854	40,886	40,886
India.....								30	30				
British Oceania—													
New Zealand.....		3,508	6,703	9,334				44,885	80,775	80,775	116,278	185,910	185,910
British West Indies.....		82											
Jamaica.....		50	137	432	133			4,459	3,640	7,646	10,406	803	803
Newfoundland.....	207				415			45,360	41,245	73,129	109,472	185,497	185,497
Argentine Republic.....		2,218	4,559	14,551	81,771								
RECAPITULATION.													
British Empire.....	819	444	735	842	1,367			102,302	74,334	130,787	157,471	259,067	259,067
Foreign Countries.....	75	91	72	53	412			14,245	11,307	12,886	14,553	31,730	31,730

ENGINES, GASOLINE.

	No.	No.	No.	No.	No.	No.	No.	\$	\$	\$	\$	\$	\$
United Kingdom.....	37												
British Guinea.....								7,218	19,109	210	8,128	627	710
British Oceania—													
Australia.....	1		8						75	538		469	469
New Zealand.....	3		5					1,125	665	1,378	287	290	290
British West Indies.....	8		4										
Barbados.....													
Jamaica.....													
Trinidad and Tobago.....													
Other.....													
Newfoundland.....	774	413	712	842	1,360			94,019	63,395	118,374	149,143	256,983	278
Colombia.....	1							643					
France—													
St. Pierre and Miquelon.....	9	4	4	14	18			930	430	505	2,496	2,826	2,826
Japan.....													
Pern.....													
United States.....	65	87	68	37	90			12,072	10,877	12,381	40,551	28,504	28,504
Alaska.....					4								400
Total.....	894	535	807	895	1,479			116,007	85,641	133,673	172,024	290,797	290,797
RECAPITULATION.													
British Empire.....	819	444	735	842	1,367			102,302	74,334	130,787	157,471	259,067	259,067
Foreign Countries.....	75	91	72	53	412			14,245	11,307	12,886	14,553	31,730	31,730

No. 20—Exports of Canadian Produce, by Articles and Countries, during Fiscal Years ended March 31, 1915-1919—Con.

Exported to—	1915	1916	1917	1918	1919	Exported to—	1915	1916	1917	1918	1919
METALS AND MINERALS—Continued.											
IRON AND STEEL—Continued.											
FERRO SILICON AND FERRO COMPOUNDS.											
United Kingdom.....	Ton 39	5,016	13,192	16,448	Ton 12,540	United Kingdom.....	\$ 1,900	293,309	870,240	1,404,088	1,898,030
British Africa, South.....			1			British Africa, South.....			59		
British East Indies—						British East Indies—					
India.....			112			India.....		9,149			
British Oceania—						British Oceania—					
Australia.....	85	82	296	321	515	Australia.....	7,132	6,877	18,456	29,199	75,401
New Zealand.....					12	New Zealand.....					1,414
Argentine Republic.....					28	Argentine Republic.....					2,468
Brazil.....		2	11		15	Brazil.....		134	593		1,207
Chile.....					1,010	Chile.....					54,383
Japan.....	146	448	224	190		Japan.....	11,819	36,351	29,990	17,758	
Mexico.....					11	Mexico.....					2,014
Russia.....		1,098	4,334	4,011		Russia.....		75,676	338,908	449,025	
United States.....	6,631	5,782	9,199	8,623	7,493	United States.....	377,637	316,682	496,619	536,682	586,096
Total.....	9,901	12,398	27,279	29,613	21,624	Total.....	398,488	729,029	1,755,014	2,436,752	2,620,923
RECAPITULATION.											
British Empire.....	124	5,098	13,991	16,819	13,067	British Empire.....	9,032	300,186	897,904	1,433,287	1,974,815
Foreign Countries.....	6,777	7,300	13,678	12,824	8,557	Foreign Countries.....	389,456	428,843	857,110	1,003,465	646,078

GAS BUOYS AND PARTS, &c.

United Kingdom.....	\$ 1,850	\$	\$ 925	\$	\$	Panama.....	\$ 150	\$	\$	\$ 85	\$
Aden.....	62					United States.....	1,700		1,550		
Bermuda.....	10					Total.....	20,080	336	2,475	85	
British Oceania—						RECAPITULATION.					
Australia.....	2,000					British Empire.....	13,331	9	925		
British West Indies.....	9,409					Foreign Countries.....	6,749	317	1,550		
Newfoundland.....	1,025					Total.....					
Brazil.....	35										
Colombia.....	3,839										
Japan.....											

GUNS, RIFLES AND FIREARMS OF ALL KINDS.

United Kingdom.....	\$ 153,224	\$ 575,628	\$ 2,175,618	\$ 941,020	\$ 400,795	France.....	\$	\$ 45	\$ 37	\$ 61	\$
Bermuda.....			27,425		1,209	St. Pierre and Miquelon.....			24		
British Africa, East.....						Portugal—					
“ South.....	30	336	929			Portuguese Africa.....					79

No. 20—Exports of Canadian Produce, by Articles and Countries, during Fiscal Years ended March 31, 1915-1919—*Con.*

Exported to—	1915	1916	1917	1918	1919	Exported to—	1915	1916	1917	1918	1919
United Kingdom.....						United States.....	\$ 4,200	\$ 9,074	\$ 30,158	\$ 3,336	\$ 6,995
British Africa, South.....	78	370	28	89	28	Total.....	6,035	11,130	30,039	6,852	11,087
British Oceania—						RECAPITULATION.					
Australia.....	1,674	1,650	453	2,172	806	British Empire.....	1,835	2,020	481	3,353	4,078
Newfoundland.....	83			1,092	3,214	Foreign Countries.....	4,200	9,110	30,15	3,499	7,009
Brazil.....				45							
Colombia.....		36		118							
Mexico.....					14						

METALS AND MINERALS—Continued.
IRON AND STEEL—Continued.

MECHANERY.
Linotype Machines and Parts of.

Sewing Machines and parts of.

	No.	No.	No.	No.	No.		\$	\$	\$	\$	\$
United Kingdom.....	163	505				United Kingdom.....	4,988	7,919	25,027	6,026	31,572
Bermuda.....						Bermuda.....			30	30	41
British Africa, South.....						British Africa, South.....			386	15	
British Africa, West.....		31				British Africa, West.....		288		67	
British Guiana.....	1					British Guiana.....	30				
British Oceania—						British Oceania—					
Australia.....		67				Australia.....		807	372	210	1,211
New Zealand.....		1				New Zealand.....		233	11	40	75
British West Indies.....		1				British West Indies.....		50	50		
Hong Kong.....						Hong Kong.....			50		
Newfoundland.....	338	507				Newfoundland.....	3,700	5,278	4,416	7,987	9,210
Argentine Republic.....						Argentine Republic.....			85	36,251	
Austria-Hungary.....	2					Austria-Hungary.....	173			72,655	
Brazil.....		1				Brazil.....				30	
China.....						China.....		60		65	
Cuba.....						Cuba.....					
Denmark—						Denmark—					
Greenland, Iceland, etc.....		1				Greenland, Iceland, etc.....		25	3,482	1,750	59
France.....						France.....					2,000
St. Pierre and Miquelon.....						St. Pierre and Miquelon.....					
Italy.....						Italy.....				67	
Japan.....						Japan.....				23,153	65
Manila.....						Manila.....					
Philippine Islands.....	2,522	591				Philippine Islands.....	24,351	11,618	30,342	32	
United States.....		3				United States.....		65	29,589	135,346	
Alaska.....		1				Alaska.....		30		35	
Hawaii.....						Hawaii.....					
Total.....	3,026	1,715				Total.....	33,244	29,300	87,739	154,907	182,514

SESSIONAL PAPER No. 106

RECAPITULATION.		RECAPITULATION.		RECAPITULATION.		RECAPITULATION.		RECAPITULATION.	
No.	No.	No.	No.	No.	No.	\$	\$	\$	\$
British Empire.....	502	1,115	1,088	14,482	8,718	30,515	14,395	42,109	14,395
Foreign Countries.....	2,324	600	1,112	14,818	24,526	57,185	140,512	140,505	140,505
Total.....	2,826	600	1,112	14,818	24,526	57,185	140,512	140,505	140,505

RECAPITULATION.		RECAPITULATION.		RECAPITULATION.		RECAPITULATION.	
No.	No.	No.	No.	\$	\$	\$	\$
United Kingdom.....	1,758	1,05	1,088	515,382	31,328	462,959	259,728
British Africa, South.....	1	1	129	162	451,867	340	93,819
British Oceania.....	800	1	25	321,611	14,358	14,716	17,529
Australia.....	285	17	1,172	866,993	500,715	465,209	602,597
Newfoundland.....	1	1	1,233	515,382	31,499	465,209	485,228
Argentina Republic.....	1	1	1,088	321,611	469,225	15,036	117,369
Russia.....	1	1	1,142	515,382	31,499	465,209	485,228
United States.....	285	817	30	321,611	469,225	15,036	117,369
Total.....	2,043	923	1,233	866,993	500,715	465,209	602,597

Typewriters.

No.	No.	No.	No.	No.	No.	\$	\$	\$	\$
United Kingdom.....	1,857	2,900	1,163	3,413	119,825	196,085	49,060	205,229	
Bermuda.....	1	1	1	1	35	126	85	85	
British Africa, East.....	1	3	13	18	80	211	211	1,180	
British Africa, South.....	1	1	5	13	80	60	464	819	
British East Indies.....	1	1	5	19	80	196	205	1,446	
Ceylon.....	1	1	12	12	80	60	464	819	
India.....	1	1	130	136	80	60	464	819	
Straits Settlements.....	1	1	186	196	80	60	464	819	
Other.....	1	1	27	30	80	60	464	819	
British Guiana.....	1	1	6	6	80	60	464	819	
British Oceania.....	1	1	16	30	80	60	464	819	
Australia.....	1	1	16	30	80	60	464	819	
Fiji.....	1	1	14	14	80	60	464	819	
New Zealand.....	1	1	2	2	80	60	464	819	
British West Indies.....	1	1	2	2	80	60	464	819	
Barbados.....	1	1	2	2	80	60	464	819	
Jamaica.....	1	1	2	2	80	60	464	819	
Trinidad and Tobago.....	1	1	2	2	80	60	464	819	
Other.....	1	1	2	2	80	60	464	819	
Gibraltar.....	1	1	19	19	80	60	464	819	
Hong Kong.....	1	1	2	2	80	60	464	819	
Malta.....	1	1	2	2	80	60	464	819	
Newfoundland.....	1	1	6	6	80	60	464	819	
Belgium.....	1	1	1	1	80	60	464	819	
Belgian Congo.....	1	1	1	1	80	60	464	819	
China.....	1	1	1	1	80	60	464	819	
Colombia.....	1	1	1	1	80	60	464	819	
Cuba.....	1	1	1	1	80	60	464	819	
Denmark.....	1	1	1	1	80	60	464	819	

No. 20 Exports of Canadian Produce, by Articles and Countries, during Fiscal Years ended March 31, 1915-1919—*Con.*

Exported to—	1915	1916	1-7	1918	1919	Exported to—	1915	1916	1917	1918	1919
France	No.	No.	No.	No.	No.	France	\$	\$	\$	\$	\$
St. Pierre and Miquelon	283			8	26	St. Pierre and Miquelon	29,781			310	2,050
Germany	114			5		Germany	7,320			12	
Italy						Italy			33		
Japan						Japan				60	
Netherlands	228	158	201	248	120	Netherlands	11,012	9,577	12,556	8,669	7,200
Dutch East Indies		139				Dutch East Indies		9,722			
Canada				1		Canada			7,080		
West Indies		114				West Indies			2,630		2,830
Russia		32			22	Russia					
Spain				8		Spain				273	
Sweden				39		Sweden				1,188	
United States	156	132	124	102	65	United States	8,443	11,489	5,333	6,435	10,355
Hawaii				1		Hawaii				30	
Venezuela				2		Venezuela				75	
Total	2,674	3,349	3,323	1,974	4,035	Total	173,211	228,710	224,955	82,833	256,285
RECAPITULATION:											
British Empire	1,876	2,408	2,819	1,509	3,775	British Empire	121,340	196,762	197,303	67,698	232,497
Foreign Countries	798	941	504	465	260	Foreign Countries	51,871	31,948	27,652	17,165	24,188

Washing Machines, Domestic, including Wringers.

United Kingdom	\$	\$	\$	\$	\$	Germany	\$	\$	\$	\$	\$
Bombay	15,735	4,191	120		15	Bombay	2,974				
British Africa, South	61	6			17	Norway	6				
British Oceania	141	1,213	1,137	361	10,283	Russia	547				
Australia	1,594	632	382	250	62	Sweden	480			585	137
New Zealand	7,905	6,518	4,137	1,219	2,621	United States	697	82	522		
British West Indies	15					Total	31,252	13,159	7,561	7,470	13,172
Newfoundland	450	266	841	5,022		RECAPITULATION:					
Argentina Republic	11	221	120			British Empire	25,901	12,856	6,920	6,885	12,498
Denmark	545					Foreign Countries	5,351	203	611	585	171
France	109										
St. Pierre and Miquelon	3		2		37						

No. 20—Exports of Canadian Produce, by Articles and Countries, during Fiscal Years ended March 31, 1915-1919—*Con.*

Exported to—	1915	1916	1917	1918	1919	Exported to—	1915	1917	1918	1919
METALS AND MINERALS—Continued.										
IRON AND STEEL—Continued.										
TOTAL MACHINERY—Continued										
Chile.....		\$	\$	\$	\$	P. m.	\$	\$	\$	\$
China.....	255	115	18,788	10,665	1,858	Portugal.....	190	1,394	195	656
Colombia.....	618	15	1,866	50	1,866	Russia.....	34,258	4,100	34,370	2,412
Costa Rica.....	80	148	210	215	210	Saxony.....	18	57	57	57
Cuba.....	250	577	3,257	4,225	3,257	Sweden.....	500	65	34,370	65,278
Denmark.....	881	909	308	308	308	Switzerland.....	2,281	973	973	973
Greenland, Iceland, etc.	116					Spain.....	2,281	23,368	3,752	4,055
Guam and Sulu.....	11,953	58,210	10,312	88,218	10,312	Sweden.....	480	1,222	1,222	1,222
French Africa.....	250	1,018	52	52	52	United States.....	517,701	420,636	1,604,145	5,131,271
St. Pierre and Miquelon	384	973	107	758	107	Alaska.....	460	833	1,495	177
Germany.....	10,528	97				Hawaii.....	50	800	85	656
Greece.....	150					Philippine Islands.....	316			620
Guatemala.....			1,960		1,960	Porto Rico.....	42	3,600	75	816
Haiti.....			75		75	Venezuela.....	70	42		
India.....	5,550	6,198	12,995	12,995	12,995	Total.....	1,124,545	2,260,714	3,418,407	7,018,797
Japan.....		35,886	67,772	121,000	67,772	RECAPITULATION:				
Manila.....			2,530	14	14	British Empire.....	550,242	1,292,353	1,106,332	1,218,383
Netherlands.....	14,012	9,577	165			Foreign Countries.....	972,337	908,361	2,012,075	5,830,414
Dutch East Indies.....	9,782	24,704	8,669	8,669	8,669	United Kingdom.....	784,583	1,292,353	1,106,332	1,218,383
Guam.....			13			Newfoundland.....	639,932			671,195
West Indies.....	36	5,525	33,103	33,103	32,100	United States.....	345,119	213,801	670,321	671,195
Norway.....						Total.....	345,119	213,801	670,321	671,195
ORE, IRON.										
United Kingdom.....	Ton.	Ton.	Ton.	Ton.	Ton.	RECAPITULATION:	\$	\$	\$	\$
Newfoundland.....	15	10				British Empire.....	60	47		
United States.....	130,496	82,869	171,697	157,912	131,691	Foreign Countries.....	213,801	556,471	670,321	671,195
Total.....	130,496	82,881	171,707	157,912	131,691	Total.....	213,801	556,518	670,321	671,195
PRO IRON.										
British Empire.....	Ton.	Ton.	Ton.	Ton.	Ton.	United Kingdom.....	60			
Foreign Countries.....	130,496	82,869	171,697	157,912	131,691	British Oceania—				
Total.....	130,496	82,869	171,697	157,912	131,691	Australia.....	7,184			
United Kingdom.....	Ton.	Ton.	Ton.	Ton.	Ton.	Newfoundland.....	15,347			
British Oceania—	563					Total.....	7,322			
Australia.....	1,250	572	185	207	207	United Kingdom.....				
Newfoundland.....						British Oceania—				
						Australia.....			6,800	8,855
						Newfoundland.....				

No. 20 - Exports of Canadian Produce, by Articles and Countries, during Fiscal Years ended March 31, 1915-1919—*Con.*

Exported to—	1915	1916	1917	1918	1919	Exported to—	1915	1916	1917	1918	1919
United Kingdom	No. 38	No. 91	No.	No.	No.	United Kingdom	\$ 1,488	\$ 2,926	\$ 4,310	\$ 11,530	\$ 6,027
Bermuda	13	13				Bermuda	177	177	310	37	37
British Africa, South	12	30				British Africa, South	720	730	130		836
British East Indies—						British East Indies—					
India						India			15		147
Straits Settlements						Straits Settlements					
British Guiana						British Guiana			160		
British Oceania—						British Oceania—					
Australia	1				42	Australia		316	473		
New Zealand	11	17			255	New Zealand	215	60	1,193	65	1,025
British West Indies	2	4			116	British West Indies				559	
Barbados						Barbados					216
Jamaica						Jamaica					
Trinidad and Tobago						Trinidad and Tobago					
Other	2				381	Other					8
Hong Kong	955	761			12,419	Hong Kong	381	10,065	16,784	22,972	425
Newfoundland	3	3			69	Newfoundland	69	51	87	351	31,530
China						China			198		10,057
Cuba						Cuba			850		50
France						France		876		1,523	3,943
St. Pierre and Miquelon	41	59			481	St. Pierre and Miquelon	121		40		17
Japan	2					Japan					1,475
Norway						Norway					7,335
Russia						Russia					24,154
United States	3,151	329				United States	8,656	4,992	11,523	9,686	
Total	4,225	1,307				Total	24,708	19,257	36,925	49,895	87,275
REPUBLICATIONS						REPUBLICATIONS					
British Empire	1,026	916				British Empire	15,281	13,344	23,440	38,163	49,211
Foreign Countries	3,199	391				Foreign Countries	9,327	5,913	13,485	11,731	47,064

TONGS, HAND OR MACHINE.

United Kingdom	\$ 51,948	\$ 331,227	\$ 270,714	\$ 641,088	\$ 583,600	French Africa	\$ 29	\$ 136	\$ 136	\$ 247
Bermuda	20	20		83	913	St. Pierre and Miquelon	16			
British Africa, East					69	Germany				
South	4,411	8,619	43,551	216,418	311,891	Italy	1,848	10,157	10,157	10,157
West		465		256	8,373	Japan	20	8,486	8,486	61,118

METALS AND MINERALS—Continued.
IRON AND STEEL—Continued.

STOVES.

No. 20—Exports of Canadian Produce, by Articles and Countries, during Fiscal Years ended March 31, 1915-1919—*Con.*

Exported to—	1915	1916	1917	1918	1919	Exported to—	1915	1916	1917	1918	1919
Netherlands—						Netherlands—					
Dutch East Indies				3,109		Dutch East Indies				16,860	
Guiana	110	1,091	1,147	2,081		Guiana		238	3,537	5,283	
Portugal	2,290	1,668		2,981		Portugal		2,515	2,040	9,346	
Portuguese Africa	1,322	556	556	3,884		Portuguese Africa	4,046	3,607	847,863		
Russia	18,719	237,141	237,141			Russia		50,201		14,158	
Spain						Spain					
Canary Islands	4,880	29,950	531	23,412		Canary Islands	9,684	83,628	1,510		
United States			17,250			United States			71,885	120,804	
Total	446,909	1,792,851	2,364,478	1,785,446		Total	870,319	4,483,263	9,038,143	8,919,304	
RECAPITULATION.						RECAPITULATION.					
British Empire	396,823	1,239,181	1,078,765	910,367		British Empire	760,363	3,121,521	4,358,535	4,907,738	
Foreign Countries	50,086	553,670	1,285,713	875,079		Foreign Countries	109,956	1,361,742	4,679,608	3,981,566	

WIRE NAILS.

Exported to—	Cwt.	Cwt.	Cwt.	Cwt.	Cwt.	Exported to—	Cwt.	Cwt.	Cwt.	Cwt.	Cwt.
United Kingdom						United Kingdom					
Bermuda						Bermuda	208,527				
British Africa, South						British Africa, South	580				
" " West						" " West	87,319				
British East Indies						British East Indies	1				
Ceylon						Ceylon	5,096				
India						India	35,753				
Straits Settlements						Straits Settlements	1,621				
British Guiana						British Guiana	5,968				
British Oceania						British Oceania					
Australia						Australia	16,985				
New Zealand						New Zealand	29,549				
British West Indies						British West Indies					
Barbados						Barbados	2,559				
Jamaica						Jamaica	4,372				
Trinidad and Tobago						Trinidad and Tobago	4,301				
Other						Other	3,631				
Egypt and Sudan						Egypt and Sudan	350				
Hong Kong						Hong Kong	21,684				
Newfoundland						Newfoundland	1,001				

	\$	\$	\$	\$	\$	\$
United Kingdom	1,679,334					
Bermuda	3,928					
British Africa, South	514,710					
" " West	10					
British East Indies	29,123					
Ceylon	209,869					
India	8,058					
Straits Settlements	30,922					
British Guiana	109,361					
British Oceania	297,661					
Australia	17,107					
New Zealand	2,933					
British West Indies	23,762					
Barbados	21,798					
Jamaica	1,200					
Trinidad and Tobago	107,136					
Other	4,221					
Egypt and Sudan						
Hong Kong						
Newfoundland						

SESSIONAL PAPER No. 10b

Argentine Republic	1,667	11,956
Brazil	331	2,204
China	768	3,281
Cuba	17,586	100,779
Colombia	1,580	8,192
France	165,306	1,331,323
French West Indies	583	2,769
St. Pierre and Miquelon	132	539
Guatemala	801	4,353
Hawaii	42,332	231,736
Mexico	433	2,664
Netherlands	1,107	3,334
Dutch East Indies	866	4,889
Norway	603	4,223
Guinea	28	189
Portuguese Africa	50	400
Russia	2,774	14,320
Siam	39,189	213,170
United States		
Total	762,898	4,898,885
RECAPITULATION.		
British Empire	486,721	2,953,123
Foreign Countries	276,177	1,945,762

WINE, BARRED FENCING.

United Kingdom	Cwt.	\$
British Africa, South	11,061	76,647
British Oceania		
New Zealand	5,522	41,206
British West Indies—		
Barbados	35	185
Jamaica		
Trinidad and Tobago	320	1,908
Other	8	55
Newfoundland		
Denmark		
Greenland, Iceland, etc.	514	2,563
France	3,257	13,206
Peru	290	1,236
United States		
Porto Rico	35	184
Venezuela	294	1,577
Total	21,276	138,837
RECAPITULATION.		
British Empire	16,946	120,001
Foreign Countries	4,330	18,796

SESSIONAL PAPER No. 10b

OTHER IRON AND STEEL.

United Kingdom.....	\$ 4,442,511	\$ 29,724,891	\$ 17,230,063	\$ 717,078	\$ 336,368	\$ 1,935	\$ 1,229	\$ 2,357	\$ 5,765	\$ 6,701
Bermuda.....	732	101	1,439	808	640	1,277	1,815	5,796		1,673
British Africa, East.....	947,049	1,504,882	396,861	476,451	297	165	283	13,533		417,946
" West.....					1,613	91	188,262	129,638	810,273	4,817
British East Indies—						2,054	70	387	24	
Ceylon.....						2,055	10,063	32,056	28,578	52,073
India.....	24,649	191,013	137,696	1,611,639	4,326	2,055	10,063	32,056	28,578	160
Straits Settlements.....	433	77	1,253	1,500	70,721	2,055	10,063	32,056	28,578	
Other.....		429	965	1,574				88		
British Guiana.....	1,676	620	573	10,324	8,992	32				
British Guiana—						24				
Australia.....	664,101	533,139	485,454	269,764	935,558	658				
Fiji.....	453	1,709	193	283	491		15	8,322		
New Zealand.....	130,848	462,986	358,114	151,231	605,740			475		
British West Indies.....	6,206	7,768	21,290	50,286					349	
Barbados.....										
Jamaica.....					15,213		5,826	648		3,434
Trinidad and Tobago.....					21,071		2,415,487	10,988		7,417
Other.....		16,417	9,961	72,911	9,595	940	2,999	22,694		2,440
Egypt and Sudan.....	307	7,536	10,163		8,182		2,474		4,452	5,966
Hong Kong.....	521	1,526	111		1,493		58		5,914	32,920
Malta.....					29,806					4,770
Newfoundland.....	53,802	106,681	226,778	237,378	318,933	58	614,977	3,801,790	1,623,870	7,884,738
Argentine Republic.....	9,188	22,470	49,115	19,894	20,694	3,090	3,186	2,314	1,612	422
Belgium.....	250		24,194							
Belgian Congo.....			16		1,569		4			
Brazil.....	20,948	27,233	92,064	23,433	59,585			754		1,065
Chile.....	2,704	3,776	21,038	3,907	45,526					1,952
China.....		10,456	15,527	183,271	225,528		766	1,683	1,104	4,324
Colombia.....		979	8,239		8,314	56		4,125		27
Costa Rica.....				58						
Cuba.....	292	296	3,581	4,420	16,514					
Denmark.....			2,347	3,470						
Danish West Indies.....		27		18	73					
Greenland, Iceland, etc.....		252	40							
Panador.....			2,560,876	489,408	351,008					
France.....	175,876	3,454,437	2,560,876							
French Africa.....	612				3,153					
West Indies.....			5							
Total.....						7,111,529	41,395,933	25,776,213	6,811,043	12,385,933
RECAPITULATION.....										
British Empire.....			6,273,348					18,881,394	3,601,227	3,148,777
Foreign Countries.....			838,181					6,894,819	3,209,816	9,187,156

TOTAL IRON AND STEEL.

United Kingdom.....	\$ 5,964,775	\$ 34,996,525	\$ 25,671,523	\$ 10,426,572	\$ 9,688,589	\$ 1,091	\$ 6,788	\$ 26,474	\$ 22,434	\$ 227,411
Bermuda.....	62				80	962	1,483	4,554	5,745	695
British Africa, East.....	1,368	2,155	31,618	2,636	11,387	8,657	11,346	26,654	52,077	79,779
" West.....	819		318		18,551	14				79
British East Indies—	1,235,030	1,877,689	1,104,295	2,048,698	3,135,647					
Ceylon.....		698		1,070	14,457					
India.....						2,908,897	1,936,709	2,327,535	2,119,486	3,898,528
British Guiana.....					41,582	1,439	3,991	1,922	1,153	1,554
British Guiana—					638,941	394,263	896,046	1,020,872	865,581	1,560,254
Australia.....		213,385	205,079	1,914,404						
Fiji.....										
New Zealand.....										
Straits Settlements.....										
Other.....										
British Guiana.....										
British Honduras.....										
British Oceania—										
Australia.....										
Fiji.....										
New Zealand.....										

No. 20—Exports of Canadian Produce, by Articles and Countries, during Fiscal Years ended March 31, 1915-1919—Con.

Exported to—	1915	1916	1917	1918	1919	Exported to—	1915	1916	1917	1918	1919
British West Indies.....	20,079	33,944	82,984	150,455	54,500	Morocco.....			4,634		25,965
Barbados.....					81,979	Netherlands.....		17,578	57,237	2,200	
Jamaica.....					48,284	Dutch East Indies.....		19,845	76,551	76,551	271,717
Trinidad and Tobago.....					49,107	Guinea.....		258	3,635	3,382	5,000
Other.....		18,622	9,961	2,693	2,693	West Indies.....		32	7,159	385	193
Egypt and Sudan.....	3,055	49,188	30,462	257,611	2,350	Nicaragua.....		15,980	27,887	40,904	377,772
Gibraltar.....	2,459	1,776	111	896,464	291,992	Norway.....		40	8,500		150
Hong Kong.....	284,701	262,384	539,515	456,980	901	Panama.....		1,414	1,415	3,079	21,272
Newfoundland.....	121,089	748,047	461,922	1,132,051	1,098,694	Peru.....		12,451	875	3,346	3,933
Argentina Republic.....	10,590				1,132,051	Portugal.....		22	8,492	2,637	154,379
Austria-Hungary.....	30,896				6,620	Azores and Madeira.....		304			77
Belgium.....					65	Portuguese Africa.....		3,614			1,862
Belgian Congo.....					1,569	Roumania.....		3,150	1,786,010	896,083	627,711
Bolivia.....	23,137				836	Russia.....		2,655,217	65	111	900
Brazil.....	7,433	29,057	126,250	118,028	139,989	Salvador.....		198			2,724
Chile.....	1,039	5,440	28,012	31,547	169,920	San Domingo.....		2,009		14,645	24,163
China.....	1,687	23,669	18,242	397,764	641,944	Siam.....		45,320	86,981	14,927	75,940
Colombia.....					17,353	Spain.....			1,510		
Costa Rica.....	7,096	80	148	58	1,067	Canary Islands.....		39	6,057	7,641	4,982
Cuba.....	40,133	17,426	32,535	9,909	55,698	Spanish Africa.....		21,928			
Denmark.....		22,237	5,323	29,564	13,062	Sweden.....		1,101		1,578	4,770
Danish West Indies.....		27	2,347	3,786	3,073	Switzerland.....		19,234			
Greenland, Iceland, etc.....		252		482	240	United States.....		2,972,297	8,415,513	11,115,156	22,078,391
Ecuador.....	116				1,753	Alaska.....		4,432	3,288	3,775	1,170
Egypt and Sudan.....	555,145	4,981,512	6,496,304	11,329,419	6,022,591	Hawaii.....		54	73	589	12,610
France.....	3,892	12,093	3,377	118	92,240	Philippine Islands.....		316	462	462	1,846
French Africa.....					29	Porto Rico.....		10,016	6,052	6,809	29,034
" Oceania.....					6,008	Uruguay.....		561	7,775	75	5,138
" West Indies.....					23,625	Venezuela.....		14,555,292	49,065,299	45,810,367	68,854,318
St. Pierre and Miquelon.....	4,498	4,524	7,855	14,297	21,625	Total.....		54,663,597			
Germany.....	242,038	2,307	6,132	4,262	4,684	RECAPITULATION.....					
Greece.....	639				6,587	British Empire.....		10,159,478	31,083,877	18,742,376	20,767,124
Guatemala.....	325				462	Foreign Countries.....		19,359,977	17,381,422	27,067,991	38,087,191
Haiti.....					131						
Honduras.....	10,464	10,520	37,431	138,387	52,804						
Italy.....	17,894	262,931	277,057	2,274,652	5,986,462						
Japan.....					2,931						
Mexico.....	20	140	24	2,931	9,803						

METALS AND MINERALS—Continued.

IRON AND STEEL—Concluded.

TOTAL IRON AND STEEL—Concluded.

SESSIONAL PAPER No. 10b

LEAD.
METALLIC LEAD, CONTAINED IN ORE, ETC.

United Kingdom	Lb.	Lb.	Lb.	Lb.	Lb.	Lb.	Lb.	\$	\$	\$	\$
United States	723,100	1,949,700	17,462,000	9,377,800	22,551,100	United Kingdom	12,534	46,718	1,188,282	555,669	1,286,050
Total	723,100	1,949,700	17,462,000	9,377,800	22,551,100	United States	12,534	46,718	1,188,282	555,669	1,286,050
RECAPITULATION:						Total	12,534	46,718	1,188,282	555,669	1,286,050
British Empire	723,100	1,949,700	17,462,000	9,377,800	22,551,100	RECAPITULATION:					
Foreign Countries	723,100	1,949,700	17,462,000	9,377,800	22,551,100	British Empire	12,534	46,718	1,188,282	555,669	1,286,050
						Foreign Countries	12,534	46,718	1,188,282	555,669	1,286,050

Pig LEAD.

United Kingdom	Lb.	Lb.	Lb.	Lb.	Lb.	Lb.	Lb.	\$	\$	\$	\$
British Africa, South	947,000	1,018,700	7,500	1,200	947,000	United Kingdom	97,286	8,698	300	419,601	308,867
British Africa, West	10,200	1,772,100	7,500	1,200	6,700	British Africa, South	97,286	8,248	300	419,601	308,867
British East Indies	14,300	1,200	7,500	6,809,300	14,300	British Africa, West	450	226	300	226	1,263
Straits Settlements	4,600	1,200	7,500	6,809,300	10,500	British East Indies	38,016	410	300	226	1,263
Hong Kong	1,600	1,200	7,500	6,809,300	176,000	Straits Settlements	58,787	7,000	300	419,375	83,409
Newfoundland	1,007,317	1,514,982	147,800	6,810,500	452,000	Hong Kong	433	1,248	300	419,375	83,409
China	1,514,982	1,600	147,800	6,810,500	1,114,100	China	97,286	8,698	300	419,601	308,867
France	1,514,982	1,600	147,800	6,810,500	1,114,100	France	450	226	300	226	1,263
Italy	12,203	1,600	147,800	6,810,500	1,114,100	Italy	38,016	410	300	226	1,263
United States	2,534,502	6,200	147,800	6,810,500	2,790,800	Japan	58,787	7,000	300	419,375	83,409
Total	2,534,502	6,200	147,800	6,810,500	2,790,800	United States	97,286	8,698	300	419,601	308,867
RECAPITULATION:						Total	97,286	8,698	300	419,601	308,867
British Empire	2,534,502	6,200	147,800	6,810,500	2,790,800	RECAPITULATION:					
Foreign Countries	2,534,502	6,200	147,800	6,810,500	2,790,800	British Empire	97,286	8,248	300	419,601	308,867
						Foreign Countries	450	226	300	226	1,263

TOTAL LEAD.

United Kingdom	Lb.	Lb.	Lb.	Lb.	Lb.	Lb.	Lb.	\$	\$	\$	\$
British Africa, South	947,000	1,018,700	7,500	1,200	947,000	United Kingdom	109,820	55,416	1,188,582	1,006,270	1,654,947
British Africa, West	40,200	1,772,100	7,500	1,200	6,700	British Africa, South	109,820	55,416	1,188,582	1,006,270	1,654,947
British East Indies	14,300	1,200	7,500	6,809,300	14,300	British Africa, West	450	226	300	226	1,263
Straits Settlements	4,600	1,200	7,500	6,809,300	10,500	British East Indies	38,016	410	300	226	1,263
Hong Kong	1,600	1,200	7,500	6,809,300	176,000	Straits Settlements	58,787	7,000	300	419,375	83,409
Newfoundland	1,007,317	1,514,982	147,800	6,810,500	1,114,100	Hong Kong	433	1,248	300	419,375	83,409
China	1,514,982	1,600	147,800	6,810,500	1,114,100	China	97,286	8,698	300	419,601	308,867
France	1,514,982	1,600	147,800	6,810,500	1,114,100	France	450	226	300	226	1,263
Italy	12,203	1,600	147,800	6,810,500	1,114,100	Italy	38,016	410	300	226	1,263
United States	2,534,502	6,200	147,800	6,810,500	2,790,800	Japan	58,787	7,000	300	419,375	83,409
Total	2,534,502	6,200	147,800	6,810,500	2,790,800	United States	109,820	55,416	1,188,582	1,006,270	1,654,947
RECAPITULATION:						Total	109,820	55,416	1,188,582	1,006,270	1,654,947
British Empire	2,534,502	6,200	147,800	6,810,500	2,790,800	RECAPITULATION:					
Foreign Countries	2,534,502	6,200	147,800	6,810,500	2,790,800	British Empire	109,820	55,416	1,188,582	1,006,270	1,654,947
						Foreign Countries	450	226	300	226	1,263

No. 20 — Exports of Canadian Produce by Articles and Countries, during Fiscal Years ended March 31, 1915-1919 — *Con.*

Exported to	1915	1916	1917	1918	1919	Exported to	1915	1916	1917	1918	1919
METALS AND MINERALS — Continued.											
MICA											
United Kingdom	Lb 126,397	Lb 118,361	Lb 109,881	Lb 8,716	Lb 78,276	United Kingdom	\$ 31,856	\$ 34,161	\$ 47,787	\$ 5,552	\$ 55,051
British East Indies						British East Indies					
India	3,774			15	18,396	India	612			121	1,923
Newfoundland						Newfoundland			86		
Chile			20			Chile					
France	2,360		3,725			France	400	1,760	1,760		
Germany	2,000					Germany	650				
Netherlands	1,000					Netherlands	200				
United States	717,221	745,802	1,228,512	1,189,876	672,357	United States	184,082	194,739	381,740	450,908	312,603
Total	852,752	864,163	1,312,438	1,198,607	708,999	Total	217,800	228,900	431,373	456,581	369,377
RECAPITULATION:											
British Empire	Lb 130,171	Lb 118,361	Lb 109,881	Lb 8,716	Lb 96,692	British Empire	\$ 32,468	\$ 34,161	\$ 47,787	\$ 5,673	\$ 56,974
Foreign Countries	722,581	745,802	1,232,257	1,189,876	672,357	Foreign Countries	185,332	194,739	383,586	450,908	312,603
MOLYBDENITE.											
United Kingdom	Cwt	Cwt	Cwt	Cwt	Cwt	United Kingdom	\$	\$	\$	\$	\$
France				449	1,008	France					1,937
United States				724	2,732	United States					135,182
Total				1,173	3,780	Total					217,830
RECAPITULATION:											
British Empire				1,173	3,770	British Empire					1,937
Foreign Countries						Foreign Countries					383,912
NICKEL, FINE, CONTAINED IN ORE, MATTE OR SPEISS.											
United Kingdom	Lb 10,838,477	Lb 11,610,100	Lb 12,400,100	Lb	Lb	United Kingdom	\$ 1,601,251	\$ 1,779,801	\$ 1,862,796	\$	\$
Germany	179,454					Germany	22,806				
United States	34,394,085	58,832,000	70,229,390	58,832,000	70,229,390	United States	3,439,539	5,934,968	7,002,758		
Total	45,412,017	70,442,000	82,629,490			Total	5,063,656	7,714,769	8,925,554		
RECAPITULATION:											
British Empire	Lb 10,838,477	Lb 11,610,100	Lb 12,400,100	Lb	Lb	British Empire	\$ 1,601,251	\$ 1,779,801	\$ 1,862,796	\$	\$
Foreign Countries	34,573,516	58,832,000	70,229,390			Foreign Countries	3,462,405	5,934,968	7,062,758		

SESSIONAL PAPER No. 10b

NICKEL, CONTAINED IN ORE, MATTE OR SPIESS.

	Cwt.	Cwt.	Cwt.	Cwt.	Cwt.	Cwt.	Cwt.	Cwt.	Cwt.	\$	\$	\$	\$	\$
United Kingdom.....					104,601	30,108	104,601	104,601	104,601					1,510,803
United States.....					655,258	730,873	655,258	655,258	655,258					7,453,831
Total.....					759,859	827,071	759,859	759,859	759,859					8,963,009
RECAPITULATION.														
British Empire.....					104,601	96,198	104,601	104,601	104,601					1,450,078
Foreign Countries.....					655,258	730,873	655,258	655,258	655,258					7,453,831
Total.....					759,859	827,071	759,859	759,859	759,859					8,963,009

NICKEL, FINE.

	Cwt.	Cwt.	Cwt.	Cwt.	Cwt.	Cwt.	Cwt.	Cwt.	Cwt.	\$	\$	\$	\$	\$
United Kingdom.....					18,845	2,633	18,845	18,845	18,845					693,743
Italy.....					11,771		11,771	11,771	11,771					450,162
Japan.....					224		224	224	224					9,529
United States.....					915	795	915	915	915					31,395
Total.....					34,755	3,428	34,755	34,755	34,755					1,184,829
RECAPITULATION.														
British Empire.....					18,845	2,633	18,845	18,845	18,845					693,743
Foreign Countries.....					12,910	795	12,910	12,910	12,910					491,077
Total.....					31,755	3,428	31,755	31,755	31,755					1,184,820

ORE—ANTIMONY.

	Ton.	Ton.	Ton.	Ton.	Ton.	Ton.	Ton.	Ton.	Ton.	\$	\$	\$	\$	\$
United Kingdom.....	332	928	339	349	349	349	349	349	349					20,706
United States.....	5	141	49	317	317	317	317	317	317					22,969
Total.....	337	1,069	671	666	666	666	666	666	666					43,675
RECAPITULATION.														
British Empire.....	332	928	349	349	349	349	349	349	349					20,706
Foreign Countries.....	5	141	49	317	317	317	317	317	317					22,969
Total.....	337	1,069	671	666	666	666	666	666	666					43,675

ORE—CORUNDUM.

	Ton.	Ton.	Ton.	Ton.	Ton.	Ton.	Ton.	Ton.	Ton.	\$	\$	\$	\$	\$
United Kingdom.....	142	42	2	2	2	2	2	2	2					302
Germany.....	74	137	78	172	172	172	172	172	172					22,992
United States.....	717	179	78	174	174	174	174	174	174					23,204
Total.....	933	391	174	348	348	348	348	348	348					46,498
RECAPITULATION.														
British Empire.....	142	42	2	2	2	2	2	2	2					302
Foreign Countries.....	791	137	78	172	172	172	172	172	172					22,992
Total.....	933	391	174	348	348	348	348	348	348					46,498

No. 20—Exports of Canadian Produce, by Articles and Countries, during Fiscal Years ended March 31, 1915-1919—*Con.*

Exported to—	1915	1916	1917	1918	1919	Exported to—	1915	1916	1917	1918	1919
United Kingdom.....	Ton.	Ton.	Ton.	Ton.	Ton.	United Kingdom.....	\$	\$	\$	\$	\$
United States.....	90	539	640	158	784	United States.....	1,950	26,620	71,147	13,463	29,208
Total.....	90	539	640	158	784	Total.....	1,950	26,620	71,147	13,463	29,208
RECAPITULATION:						RECAPITULATION:					
British Empire.....	90	539	640	158	784	British Empire.....	1,950	26,620	71,147	13,463	29,208
Foreign Countries.....						Foreign Countries.....					

METALS AND MINERALS—Continued.
ORE—MANGANESE.

ORE—ZINC.

United Kingdom.....	Ton.	Ton.	Ton.	Ton.	Ton.	United Kingdom.....	\$	\$	\$	\$	
United States.....					10,257	United States.....				431,369	449,713
Total.....					10,257	Total.....				431,369	449,713
RECAPITULATION:						RECAPITULATION:					
British Empire.....					10,257	British Empire.....					431,369
Foreign Countries.....						Foreign Countries.....					449,713

ORES—OTHER, N.O.P.

United Kingdom.....	Ton.	Ton.	Ton.	Ton.	Ton.	United Kingdom.....	\$	\$	\$	\$
British Oceania—						British Oceania—				
New Zealand.....	112	133	115			New Zealand.....	113,219	181,074	29,569	
Newfoundland.....		3				Newfoundland.....		600		
France.....				21		France.....			310	
Germany.....	10					Germany.....	21,700		640	
Netherlands.....	54					Netherlands.....	42,351			
United States.....	39					United States.....	68,142			
Total.....	12,549	48,049	70,068	38,738	28,638	Total.....	409,421	1,035,498	1,270,887	280,288
RECAPITULATION:						RECAPITULATION:				
British Empire.....	112	136	115			British Empire.....	645,873	1,217,262	1,301,435	280,288
Foreign Countries.....	12,652	48,049	70,069	38,738	28,638	Foreign Countries.....	113,249	181,764	29,888	60,608
Total.....						Total.....	532,624	1,035,498	1,271,537	280,288

No. 20—Exports of Canadian Produce, by Articles and Countries, during Fiscal Years ended March 31, 1915-1919—*Con.*

Exported to—	1915	1916	1917	1918	1919	Exported to—	1915	1916	1917	1918	1919
United Kingdom.....	556					United Kingdom.....					
Germany.....	9,388	8,060	3,976	1,480	12,630	Germany.....	2,630				
United States.....						United States.....	21,400	18,976	10,334	3,640	31,250
Total.....	9,944	8,060	3,976	1,480	12,630	Total.....	24,120	18,976	10,334	3,640	31,250
RECAPITULATION:						RECAPITULATION:					
British Empire.....	9,944	8,060	3,976	1,480	12,630	British Empire.....	24,120	18,976	10,334	3,640	31,250
Foreign Countries.....						Foreign Countries.....					

METALS AND MINERALS—Continued.

PLUMBAGO—CRUDE ORE AND CONCENTRATES.

	Cwt.	Cwt.	Cwt.	Cwt.	Cwt.		\$	\$	\$	\$	\$
United Kingdom.....						United States.....	51,060	138,658	344,622	337,377	164,566
British Africa, South.....						Total.....	62,138	141,348	352,906	338,267	164,681
British East Indies—						RECAPITULATION:					
India.....						British Empire.....	8,378	2,600	8,284	890	118
British Oceania—						Foreign Countries.....	53,760	138,658	344,622	337,377	164,566
Australia.....		468									
New Zealand.....		70									
Newfoundland.....		53									
Germany.....	1,800										

PLUMBAGO MANUFACTURES.

	\$	\$	\$	\$	\$		\$	\$	\$	\$	\$
United Kingdom.....	8,378	2,222	8,001	584	7	United States.....	303,085	550,330	536,014	971,715	944,267
British Africa, South.....				116		Total.....	303,085	550,330	536,014	971,715	944,267
British East Indies—						RECAPITULATION:					
India.....						British Empire.....	303,085	550,330	536,014	971,715	944,267
British Oceania—						Foreign Countries.....	303,085	550,330	536,014	971,715	944,267
Australia.....		468									
New Zealand.....		70									
Newfoundland.....		53									
Germany.....	1,800										

PYRETES.

	Ton.	Ton.	Ton.	Ton.	Ton.		\$	\$	\$	\$	\$
United Kingdom.....	95,901	145,021	151,056	280,117	237,582	United Kingdom.....	303,085	550,330	536,014	971,715	944,267
United States.....	95,901	145,021	151,056	280,117	237,582	Total.....	303,085	550,330	536,014	971,715	944,267
Total.....	95,901	145,021	151,056	280,117	237,582	RECAPITULATION:					
RECAPITULATION:						British Empire.....	303,085	550,330	536,014	971,715	944,267
British Empire.....	95,901	145,021	151,056	280,117	237,582	Foreign Countries.....	303,085	550,330	536,014	971,715	944,267
Foreign Countries.....	95,901	145,021	151,056	280,117	237,582						

SESSIONAL PAPER No. 10b

SHINGLES, LATH AND CORRUGATED ROOFING, METALLIC.

United Kingdom	\$ 54,308	\$ 14,286	\$ 3,261	\$ 200	\$ 65	\$ 1,021	\$ 557	\$ 327
British Africa, South	9,003	1,652	1,214	140	48	767		
British East Indies—		176						
India	203	2,518	1,505	275	3,911	3,651	2,500	4,284
Straits Settlements					3,280	2,428		
Other	4,625				281	12		
British Oceania—					110			
Australia	238	110	5,313			882	980	
Fiji	70		1,484					
New Zealand	1,148	330	954	27	3,592			
British West Indies	986	1,729	894	474	83			4,289
Barbados								
Jamaica								
Trinidad and Tobago								
Other					310	544		
Egypt and Sudan	80				60			
Newfoundland	523	861			1,489	18,222	15,386	431
Belgium	2,907	2,339				170		
Chile	640		2,717			70		
China								
Colombia	750	60	1,120					
Cuba		3,562	1,285					
Ecuador	330	449		80				
Total					88,348	49,962	27,473	17,680
RECAPITULATION								
British Empire			3,141		71,105	21,122	3,471	9,492
Foreign Countries					17,243	28,840	24,002	8,188

STEREOTYPES AND ELECTROTYPES.

United Kingdom	\$ 66	\$ 100	\$ 23	\$ 63	\$ 23	\$ 3,564	\$ 23
British Africa, South		5					
British East Indies—							
India	2	42					23
British Borneo							
British Honduras							
British Oceania—							
Australia	72	5					8,008
New Zealand	4						
British West Indies		7					
Newfoundland		162					
Argentine Republic		20					
Total					6,287	4,519	8,018
RECAPITULATION							
British Empire			333	144		372	44
Foreign Countries				6,143		7,646	13,942

SWEEPINGS, JEWELLERS.

United Kingdom	\$ 29,661	\$ 37,697	\$ 18,000	\$ 14,288	\$ 18,000	\$ 11,288	\$ 18,000
British Guiana		64					
British West Indies	228	285					
Newfoundland	5	14					
United States	140,826	185,883	321,353	273,299	29,894	16,267	18,000
Total	170,720	223,929	339,353	287,987	140,826	226,179	321,353
RECAPITULATION							
British Empire					29,894	38,046	18,000
Foreign Countries					140,826	185,883	226,179

No. 20 —Exports of Canadian Produce, by Articles and Countries, during Fiscal Years ended March 31, 1915-1919—*Con.*

Exported to—	1915	1916	1917	1918	1919	Exported to —	1915	1916	1917	1918	1919
Norway.....	13,401	16,030	29,684	40,903	377,772	Turkey.....	300	57,324,332	80,988,420	77,874,891	83,965,755
Panama.....	181	983	8,509	748	159	Alaska.....	37,607,762	4,152	5,472	17,501	1,299
Peru.....	320	1,414	4,475	3,130	21,272	Hawaii.....	3,605	828	929	17,587	656
Portugal.....	4,258	12,451	1,145	11,853	36,881	Philippine Islands.....	30	754	754	400	12,610
Portugal and Madeira.....	8	22	57	1,909	151,284	Porto Rico.....	225	346	88	400	1,846
Portuguese Africa.....	304	3,614	9,374	3,617	77	Uruguay.....	9,037	10,786	6,652	6,899	25,461
Romania.....	3,150	3,614	1,862	Venezuela.....	638	631	7,775	75	5,438
Russia.....	182,366	2,656,217	2,660,771	1,587,669	627,711	Total.....	64,324,705	124,726,722	141,092,307	111,425,707	117,384,057
Salvador.....	198	65	111	4,588						
San Domingo.....	83	500	2,724						
Spain.....	41,515	56,160	86,081	40,657	24,103	RECAPITULATION.....					
Canary Islands.....	39	15	1,510	96,249	British Empire.....	34,280,308	57,475,381	51,089,156	42,468,355	41,151,161
Spanish Africa.....	19,234	30,929	6,057	7,641	8,852	Foreign Countries.....	40,044,397	67,251,341	92,473,151	68,957,352	106,232,896
Switzerland.....	1,691	1,578	1,793						

RECAPITULATION METALS AND MINERALS Concluded.

MUSICAL INSTRUMENTS.
ORGANS.

Exported to—	No.	No.	No.	No.	No.	No.	\$	\$	\$	\$	\$
United Kingdom.....	699	1,029	42	199	50	United Kingdom.....	39,484	63,823	2,099
Bermuda.....	1	55	111	Bermuda.....	2,575	7,618	1,938
British Africa, South.....	95	1	British Africa, South.....	5,210
British East Indies —						British East Indies —					
India.....	1	1	3	1	1	India.....	50	50	300	1.5	93
British Guiana.....	British Guiana.....
British Oceania —						British Oceania —					
Australia.....	109	80	47	52	48	Australia.....	5,760	5,745	3,875	1,031	3,093
New Zealand.....	105	78	33	32	5	New Zealand.....	7,134	4,398	3,452	2,108	487
British West Indies.....	2	5	11	4	4	British West Indies.....	283	435	743	329
Barbados.....	Barbados.....
Jamaica.....	Jamaica.....
Trinidad and Tobago.....	Trinidad and Tobago.....
Other.....	15	4	15	38	108	Other.....	1,041	660	2,379	3,340
Newfoundland.....	Newfoundland.....	6,791
Argentine Republic.....	2	4	Argentine Republic.....	150	80	80	400
Belgium.....	2	Belgium.....
China.....	1	1	1	China.....	80	80	200
Germany.....	18	Germany.....	990

SESSIONAL PAPER No. 10b

Netherlands.....	24	21	1	21	1,185	1,110	250		
Dutch West Indies.....									
Russia.....	1				150				120
Turkey.....	32	35	13	21	1,810	14,401	18,380	18,800	36,844
United States.....		8				500			
Alaska.....									
Total.....	1,003	1,321	282	277	63,199	94,070	39,206	33,886	52,071
RECAPITULATION.									
British Empire.....	1,016	1,253	267	256	58,914	77,946	20,496	14,996	14,447
Foreign Countries.....	77	68	15	21	4,285	16,124	18,710	18,800	37,624

PIANOS.

United Kingdom.....	No. 41	No. 47	No. 2	No. 1	No.	\$	\$	\$	\$
Bermuda.....	1	2	65	1	14	14,828	14,085	650	500
British Africa, South.....		13		113		300	1,333	16,356	32,980
British East Indies—									
India.....		2	2	1			535	98	
British Guiana.....		1	1				350	450	300
British Honduras.....									
British Oceania—									
Australia.....	30	27	25	100	110	6,544	5,900	4,360	30,000
Fiji.....					1				
New Zealand.....	1	12	140	47	51	150	1,802	24,630	200
British West Indies.....	1	6	5	11		285	1,090	1,214	10,846
Barbados.....									3,100
Jamaica.....					1				
Trinidad and Tobago.....									300
Other.....					1				500
Newfoundland.....	6	9	6	14	13	1,216	1,325	1,530	3,813
Argentina Republic.....	1	3	1	3	6	415	994	425	1,350
China.....	1					230			
France.....	1								
Italy.....				3					
Japan.....	1			1	2	250			500
Norway.....			1					650	
Panama.....			1					300	
Russia.....									450
United States.....	156	140	156	137	109	37,329	31,844	45,194	39,013
Total.....	239	262	405	432	301	61,547	59,908	95,857	123,562
RECAPITULATION.									
British Empire.....	80	119	246	288	191	23,323	27,070	49,288	81,839
Foreign Countries.....	159	143	159	144	110	38,224	32,838	46,569	41,713

No. 20—Exports of Canadian Produce, by Articles and Countries, during Fiscal Years ended March 31, 1915-1919.—*Con.*

Exported to—	1915	1916	1917	1918	1919	Exported to—	1915	1916	1917	1918	1919
MUSICAL INSTRUMENTS CONCLUDED OTHER MUSICAL INSTRUMENTS AND PARTS OF.											
United Kingdom.....	\$ 66,771	\$ 169,476	\$ 29,708	\$ 9,532	\$ 12,972	Denmark.....	\$ 632	\$ 2,266	\$ 2,804	\$ 1,982	\$ 7,596
Bermuda.....	50	70	400	400		France.....	493	12	12	843	1,901
British Africa, South.....						St. Pierre and Miquelon.....			10		223
British East Indies.....						Germany.....	1,891	10	10	165	165
British Oceania—			110			Italy.....		98	1,158	256	1,014
Australia.....	6,323	11,329	29,468	49,940	60,491	Mexico.....				400	
New Zealand.....	416	1,392	4,187	8,615	7,594	Russia.....		33			1,594
British West Indies.....			150	81	35	Spain.....	19,209	23,727	26,163	25,290	39,733
Barbados.....					11	United States.....					
Jamaica.....						Alaska.....					10
Other.....		18				Hawaii.....	20				
Hong Kong.....		18				Total.....	100,829	201,014	67,873	101,464	146,597
Newfoundland.....		1,559	2,497	3,815	9,288	RECAPITULATION.....					
Argentina, Republic.....	1,985	1,559	47			British Empire.....		174,745	66,120	72,423	90,391
Austria-Hungary.....	810					Foreign Countries.....	23,884	26,269	31,753	29,041	56,176
Belgium.....	2,116		101			British Empire.....					
Belgium.....		89	253			Foreign Countries.....					
China.....		89	1,205		3,970	Total.....					
China.....	82					British Empire.....					
Cuba.....		26				Foreign Countries.....					
RECAPITULATION—MUSICAL INSTRUMENTS.											
United Kingdom.....	\$ 121,083	\$ 238,384	\$ 32,457	\$ 9,832	\$ 12,972	Denmark.....	\$ 632	\$ 2,266	\$ 2,804	\$ 1,982	\$ 7,596
Bermuda.....	350	1,070	21,004	38,384	3,812	France.....	723	12	12	813	1,901
British Africa, South.....	5,210	3,908				St. Pierre and Miquelon.....			10		223
British East Indies—						Germany.....	2,881	10	10	165	165
India.....		585	110	125	93	Italy.....		98	1,158	256	1,014
British Guiana.....		350	398	459		Mexico.....				400	
British Honduras.....						Russia.....		33			1,594
British Oceania—						Spain.....	19,209	23,727	26,163	25,290	39,733
Australia.....	18,627	22,974	37,703	81,911	92,463	United States.....					
New Zealand.....	7,700	7,412	32,269	21,629	17,574	Alaska.....					10
British West Indies.....	570	1,525	2,107	3,595	35	Hawaii.....	29				
Barbados.....					314	United States.....		69,975	89,677	83,163	104,909
Jamaica.....						Alaska.....		500			10
Other.....		18			545	Total.....	225,575	351,992	232,936	258,902	271,131
Hong Kong.....		3,535	6,496	10,968	18,714	RECAPITULATION.....					
Newfoundland.....		47			1,700	British Empire.....		279,761	135,904	169,258	146,732
Argentina, Republic.....	810					Foreign Countries.....	67,793	75,231	97,632	89,644	124,382
Austria-Hungary.....	2,296					Total.....					
Belgium.....			161			British Empire.....					
Belgium.....		89	253			Foreign Countries.....					
China.....		89	1,205		3,970	Total.....					
China.....	498	1,074	1,770	1,350	4,170	British Empire.....					
Cuba.....		26				Foreign Countries.....					

SESSIONAL PAPER No. 10b

OAKUM.

	Cwt.	Cwt.	Cwt.	Cwt.	Cwt.	Cwt.	\$	\$	\$	\$	\$
United Kingdom.....	10						50				
Newfoundland.....											
United States.....	10						50				
Total.....											
RECAPITULATION.											
British Empire.....	10						50				
Foreign Countries.....											

OILCAKE.

	Cwt.	Cwt.	Cwt.	Cwt.	Cwt.	Cwt.	\$	\$	\$	\$	\$
United Kingdom.....	158,750	296,459	266,866	96,407	8,028		221,482	469,321	410,940	203,323	22,761
Bermuda.....		170	156				324		188		
British Guiana.....	1,619	769	154				2,386		354		
British West Indies.....	11,345	27,584	10,385	1,490			17,510	68,132	20,232	3,799	
Barbados.....						6,125					17,482
Trinidad and Tobago.....	562	420	800	665	625		1,099	738	1,820	1,636	1,875
Newfoundland.....											
Belgium.....	46,919				15,911		62,251				45,414
France.....	3,440						4,413				
Netherlands.....	31,281						46,845				
United States.....	25,248	28,061	13,925	26,967	12,357		36,334	43,038	18,282	59,955	31,740
Total.....	279,334	353,463	292,317	125,963	43,046		392,330	583,679	451,766	298,718	119,275
RECAPITULATION.											
British Empire.....	172,446	325,402	278,392	99,002	14,778		242,477	540,641	433,534	208,763	42,121
Foreign Countries.....	106,888	28,061	13,925	26,967	28,268		149,853	43,038	18,232	59,955	77,154

OPTICAL, PHILOSOPHICAL AND SCIENTIFIC APPARATUS AND INSTRUMENTS.

	\$	\$	\$	\$	\$	\$	\$	\$	\$	\$	\$
United Kingdom.....	14,633	18,602	73,973	341,799	159,954		95				
Alton.....					518						
Bermuda.....			200	30			83	507	3,318	40,112	32,136
British Africa, East.....											
" " South.....	359	531	417	2,684	2,112				642	1,235	2,416
" " West.....									517	415	
British East Indies.....							50	7,075			282
Ceylon.....										3,900	13,995
India.....					836						1,852
Straits Settlements.....	910	1,068		37	1,068						1,807
Newfoundland.....					50		496	426	1,762	3,706	

PAINTS AND VARNISHES.
MINERAL PIGMENT, IRON OXIDES, OCHRES, ETC.

	Lb.	Lb.	Lb.	Lb.	Lb.	Lb.	\$	\$	\$	\$	\$
United Kingdom.....	982,500	742,000	547,316	150,137	205,869	United Kingdom.....	5,940	3,045			
British Africa, South	1,020	2,312	2,918	2,771	4,413	British Africa, South					
Newfoundland.....	3,399	45	8,260	137,767	708,243	Newfoundland.....	2	235			
Belgium.....	100					Belgium.....	168				
Germany.....	569,000					Germany.....	2,231				
Netherlands.....	476,500					Netherlands.....	1,081				
United States.....	1,198,100	2,519,800	2,802,400	2,367,900	1,861,700	United States.....	10,422	18,780	24,432	24,884	23,666
Total.....	3,276,700	3,291,800	2,892,400	2,407,900	1,894,700	Total.....	29,744	7	21,825	24,432	25,119
RECAPITULATION.											
British Empire.....	982,600	742,000		40,000		British Empire.....	5,942	3,045			235
Foreign Countries.....	2,294,100	2,519,800	2,802,400	2,367,900	1,894,700	Foreign Countries.....	14,802	18,780	24,432	24,884	23,666

PAINTS AND VARNISHES OF ALL KINDS.

	\$	\$	\$	\$	\$	\$	\$	\$	\$	\$	\$
United Kingdom.....	70,287	204,092	547,316	150,137	205,869	French West Indies					
Hermosa.....	1,020	2,312	2,918	2,771	4,413	St. Pierre and Miquelon..					
British Africa, South	3,399	45	8,260	137,767	708,243	Italy.....	1,391	433	1,602	2,315	1,324
British East Indies						Japan.....		130	17,262	4,739	2,129
India.....	122	173	1,241	2,490	27,239	Mexico.....			27	800	335
Straits Settlements	6,319	8,323	15,693	39,501	71,971	Netherlands.....			199	1,722	132
British Guiana.....						Netherlands—					
British Oceania.....	2,353	4,879	9,846	22,295	184,298	Dutch East Indies.....					293
Australia.....						Norway.....		167	148	1,915	1,989
Europe.....	1,912	304	11,014	35,820	1,455	Panama.....		2,322	1,963	2,136	
New Zealand.....	13,067	22,625	33,677	34,626	81,971	Portugal.....		423	267	616	
British West Indies						Russia.....					7,115
Bahamas.....						Spain.....					3,070
Jamaica.....						Sweden.....					265
Trinidad and Tobago						Switzerland.....		209	3,969	261	
Other.....						United States.....		39	1,277	53	
Except and Sudan	175	2,032	250	79	781	Porto Rico.....		43,817	107,580	73,507	191,360
Hong Kong.....	42,880	38,948	67,000	93,971	129,285	Uruguay.....		143	91	839	238
Newfoundland.....						Total.....	169,454	349,298	902,908	743,818	1,776,329
Belgium.....	200	96	8,925	3,844	8,294	RECAPITULATION.					
Argentina Republic.....						British Empire.....	441,573	293,616	697,215	581,619	1,535,946
Brazil.....						Foreign Countries.....	27,881	65,652	265,753	162,139	240,413
China.....		150	3,900	958	7,697						
Cuba.....	2,061	16,892	75,165	13,676	12,395						
Denmark.....	673	751	23,475	51,346							

RESIN, TAR, PITCH AND TURPENTINE.
TAR.

United Kingdom	\$ 15	\$	\$	\$	\$	\$	\$	\$	\$
Bermuda	40								
British Africa, South	100								20
British Africa, West	1,641								37,556
British Guiana	50	40	62						
British West Indies	18	57	20	214					
Barbados									
Jamaica									
Trinidad and Tobago									
Other	5,500	5,776	10,526	8,718	25	5,673	10,608	8,972	14,825
Newfoundland					13,039	30,063	41,545	41,545	58,731
Total						41,736	52,153	40,548	73,559
REGISTRATION.									
British Empire									
Foreign Countries									
Total									

SEEDS.

CLOVER.

United Kingdom	Bush	Bush	Bush	Bush	Bush	Bush	Bush	Bush	Bush	\$	\$	\$	\$	\$
British Empire—	64,883	26,994	38,006	18,833	18,485	44,735	38,895	21,552	23,716	21,019	40,534	90,489	49,534	17,343
Australia					297									
New Zealand	784	8,065	2,328	2,710	2,307									
Belgium					83									
Denmark					2,258									
France					55									
Germany					1,670									
United States	160,677	63,861	90,489	47,343	19,650	19,650	47,343	90,489	167,370	146,956	826,672	769,111	2,380,931	2,380,931
Total	226,344	99,523	131,023	88,995	44,735	44,735	88,995	131,023	167,370	322,270	1,905,114	1,193,814	3,361,170	3,361,170
REGISTRATION.														
British Empire														
Foreign Countries														
Total														

FLAX.

United Kingdom	Bush	Bush	Bush	Bush	Bush	Bush	Bush	Bush	Bush	\$	\$	\$	\$	\$
Bermuda	106,417	53,265	216,398	13,951	675,318	7,689,525	1,944,543	216,403	4,979,534	5,195,497	6,424,550	381,860	318,835	1,431,860
Newfoundland	4													28
Belgium					5									
France					6,582									
Netherlands					10									
Russia					1,366									4,480
United States	1,696	6,371,285	4,979,534	1,930,592	7,006,249	7,006,249	1,930,592	4,979,534	9,420,265	2,926,421	10,351,044	10,445,420	6,323,484	6,323,484
Total	1,800,978	6,424,550	5,195,497	1,944,543	7,689,525	7,689,525	1,944,543	5,195,497	10,350,703	2,973,932	10,735,913	19,764,259	7,759,852	7,759,852
REGISTRATION.														
British Empire														
Foreign Countries														
Total														

No. 20—Exports of Canadian Produce, by Articles and Countries, during Fiscal Years ended March 31, 1915-1919—*Con.*

Exported to—	1915	1916	1917	1918	1919	Exported to—	1915	1916	1917	1918	1919
SEEDS Concluded											
GRASS.											
United Kingdom.....	Bush 5,499	Bush 3,815	Bush 224	Bush 3,233	Bush 1,292	United Kingdom.....	\$ 6,461	\$ 10,027	\$ 929	\$ 13,067	\$ 7,118
British Oceania—						British Oceania—					
Australia.....	436	Australia.....	494
New Zealand.....	808	663	240	New Zealand.....	2,746	2,429	1,375
Newfoundland.....	382	101	7	Newfoundland.....	603	1,113	299	39
Denmark.....	117	292	Denmark.....	349	94
France.....	428	17	France.....	400
Germany.....	2,518	Germany.....	4,510
Netherlands.....	800	Netherlands.....	260
United States.....	63,140	55,815	33,819	82,825	45,919	United States.....	53,358	53,953	49,267	175,812	80,594
Total.....	73,806	59,832	34,425	86,847	47,141	Total.....	69,118	64,579	51,300	171,611	98,356
RECAPITULATION.											
British Empire.....	6,803	4,017	696	4,995	1,555	British Empire.....	9,701	10,626	2,033	15,735	8,762
Foreign Countries.....	67,003	55,815	33,819	82,842	45,586	Foreign Countries.....	59,417	53,953	49,267	155,876	89,594
OTHER SEEDS.											
United Kingdom.....	\$ 73	\$ 4,456	\$ 5	\$ 711	\$ 303	Germany.....	\$ 325
British Empire.....	375	60	Japan.....	2
British Oceania—	10	Russia.....	3,305
Australia.....	2	6	United States.....	4,651	14,793	13,883	35,726	13,498
New Zealand.....	23	Alaska.....
British West Indies.....	Total.....	5,755	20,507	14,325	38,399	56,707
Barbades.....	27						
Jamaica.....						
Trinidad and Tobago.....						
Other.....	38						
Hong Kong.....						
Newfoundland.....	697	1,168	373	1,813	6,788	RECAPITULATION.					
China.....	9	33	British Empire.....	779	5,701	491	2,099	7,262
France.....	Foreign Countries.....	4,985	14,806	13,824	35,781	19,435
St. Pierre and Miquelon.....	5	41	43	19						

No. 20—Exports of Canadian Produce, by Articles and Countries, during Fiscal Years ended March 31, 1915-1919—*Con.*

Exported to—	1915	1916	1917	1918	1919	Exported to—	1915	1916	1917	1918	1919
United Kingdom	\$	\$	\$	\$	\$	Brazil	%	%	%	%	%
Bermuda	58,310	101,630	12,291	14,690	39,680	France	1.555	1.555	1.555	1.555	1.555
British Guiana	80	33	75	33	125	St. Pierre and Miquelon	4	4	4	4	4
British Oceania		100		100		Russia					
British Oceania—						United States	630	637	1,769	810	4,162
New Zealand				60	135	Venezuela					
British West Indies	20		13	258		Total	2,439	14,385	66,030	93,668	148,221
Barbados						RECAPITULATION:					
Jamaica					20	British Empire	2,415	1,398	1,810	9,413	37,300
Trinidad and Tobago					91	Foreign Countries	224	10,017	63,099	84,255	90,915
Other											
Egypt and Sudan				758							
Hong Kong			1,320	1,689	2,377						
Newfoundland			74	1,770							
Argentine Republic											

STARCH.

Exported to—	1915	1916	1917	1918	1919	Exported to—	1915	1916	1917	1918	1919
United Kingdom	Lib	Lib	Lib	Lib	Lib	United Kingdom	%	%	%	%	%
Bermuda	58,310	101,630	12,291	14,690	39,680	Bermuda	1.555	1.555	1.555	1.555	1.555
British Guiana	80	33	75	33	125	British Africa, South	4	4	4	4	4
British Oceania		100		100		British Oceania					
British Oceania—				60	135	New Zealand	630	637	1,769	810	4,162
New Zealand	20		13	258		Barbados					
British West Indies						Jamaica					
Barbados					480	Trinidad and Tobago					
Jamaica					710	Other					
Trinidad and Tobago					200	Newfoundland					
Other						France					
Egypt and Sudan				8,715	50,635	St. Pierre and Miquelon					
Hong Kong			23,300	199	240	United States	630	637	1,769	810	4,162
Newfoundland			991,375	1,635,925	970,000	Total	2,439	14,385	66,030	93,668	148,221
Argentine Republic			925,875	1,186,873	2,629,927	RECAPITULATION:					
						British Empire	2,415	1,398	1,810	9,413	37,300
						Foreign Countries	224	10,017	63,099	84,255	90,915

SESSIONAL PAPER No. 10b

STONE, MARBLE AND SLATE.
BUILDING, FREESTONE, LIMESTONE, ETC., UNWROUGHT.

	Ton.	Ton.	Ton.	Ton.	Ton.	Ton.	\$.	\$.	\$.	\$.	\$.	\$.
United Kingdom.....												
Newfoundland.....					27							141
France—					6							175
St. Pierre and Miquelon.....	62,600	28,658	132,693	131,938	63,366		45,950	21,552	108,562	114,815	109,343	
United States.....												
Total.....	62,600	28,658	132,693	131,938	63,399		45,950	21,552	108,562	114,815	109,659	
RECAPITULATION.												
British Empire.....	62,600	28,658	132,693	131,938	27		45,950	21,552	108,562	114,815	109,518	
Foreign Countries.....					63,372							

BUILDING STONE, DRESSED.

	\$	\$	\$	\$	\$	\$	\$	\$	\$	\$	\$	\$
United Kingdom.....												
Bermuda.....												
British Guiana.....				457		650						
British Oceania—												
Australia.....				450		480						
New Zealand.....				550		120						
British West Indies.....				300								
Barbados.....						300						
Trinidad and Tobago.....						85						
Newfoundland.....						422						
Total.....			925	457	650	480	370	665	1,546	268	2,316	
RECAPITULATION.												
British Empire.....												
Foreign Countries.....												
Total.....			210			370		665	1,135	1,757	2,057	
RECAPITULATION.												
British Empire.....												
Foreign Countries.....												
Total.....			210			370		665	1,552	208	2,316	

CRUSHED STONE.

	Ton.	Ton.	Ton.	Ton.	Ton.	Ton.	\$	\$	\$	\$	\$	\$
United Kingdom.....												
United States.....	28,995	42,003	23,593	2,258	2,176		20,080	25,016	25,193	2,186	2,692	
Total.....	28,995	42,003	23,593	2,258	2,176		20,080	25,016	25,193	2,186	2,692	
RECAPITULATION.												
British Empire.....	28,995	42,003	23,593	2,258			20,080	25,016	25,193			
Foreign Countries.....					2,176							
Total.....	28,995	42,003	23,593	2,258	2,176		20,080	25,016	25,193	2,186	2,692	

No. 20—Exports of Canadian Produce, by Articles and Countries, during Fiscal Years ended March 31, 1915-1919—*Con.*

Exported to—	1915	1916	1917	1918	1919	Exported to—	1915	1916	1917	1918	1919
United Kingdom.....	Ton 22	Ton.	Ton.	Ton.	Ton.	United Kingdom.....	\$ 176	\$ 518	\$ 612	\$	\$
British Oceania.....						British Oceania—					
Australia.....						Australia.....		119	86		
Argentina Republic.....						Argentina Republic.....		102	132		
Brazil.....						Brazil.....		2,061	509		
Cuba.....						Cuba.....		237			
Peru.....	13,627					Peru.....	56,492	237,526	379,082		
United States.....	13,627					United States.....	56,492	237,526	379,082		
Total.....	13,649					Total.....	56,668	249,593	371,556		
RECAPITULATION.....	92					RECAPITULATION.....	176	667	698		
British Empire.....	13,627					British Empire.....	56,492	239,926	379,858		
Foreign Countries.....						Foreign Countries.....					
United Kingdom.....						United Kingdom.....					
United States.....						United States.....					
Total.....						Total.....					
United Kingdom.....	\$	\$	\$	\$	\$	RECAPITULATION.....	\$	\$	\$	\$	\$
United States.....						British Empire.....					
Total.....						Foreign Countries.....					
						Total.....				81,048	116,349

GRAVEL AND SAND.											
Exported to—	1915	1916	1917	1918	1919	Exported to—	1915	1916	1917	1918	1919
United Kingdom.....	Ton.	Ton.	Ton.	Ton.	Ton.	United Kingdom.....	\$ 808,012	\$ 319,698	\$ 392,032	\$ 333,475	\$ 228,012
United States.....	959,639	774,189	1,161,841	1,129,197	897,851	United States.....	808,012	319,698	392,032	333,475	228,012
Alaska.....				74		Alaska.....				173	
Total.....	959,639	774,189	1,161,841	1,129,271	897,851	Total.....	808,012	319,698	392,032	333,648	228,012
RECAPITULATION.....	959,639	774,189	1,161,841	1,129,271	897,851	RECAPITULATION.....	808,012	319,698	392,032	333,648	228,012
British Empire.....						British Empire.....					
Foreign Countries.....						Foreign Countries.....					
Total.....						Total.....					

SESSIONAL PAPER No. 10b

TALC.

	\$	\$	\$	\$	\$	\$	\$	\$	\$	\$
United Kingdom.....	392	548	24,760	3,404	2,149	6	45	8	182	
British Oceania—	105	1,089	925	457	572	315	556	2,435	410	
Australia.....		1,412	250	1,470	650	46	39	588		
Argentine Republic.....							297			
Brazil.....										
Chile.....										
Cuba.....										
Japan.....										
United States.....										
Total.....										
RECAPITULATION.										
British Empire.....										44
Foreign Countries.....										175,910
Total.....										210,531

RECAPITULATION—STONE, MARBLE AND SLATE.

	\$	\$	\$	\$	\$	\$	\$	\$	\$	\$
United Kingdom.....	392	548	24,760	3,404	2,149	6	45	8	182	
Bermuda.....	105	1,089	925	457	572	315	556	2,435	410	
British Africa, South.....										
British Columbia.....										
British Oceania—										
Australia.....										
New Zealand.....										
British West Indies.....										
Barbados.....										
Trinidad and Tobago.....										
Newfoundland.....										
Argentine Republic.....										
Brazil.....										
Chile.....										
China.....										
Cuba.....										
Total.....										
RECAPITULATION.										
British Empire.....										
Foreign Countries.....										
Total.....										

STRAW.

	Ton.	Ton.	Ton.	Ton.	Ton.	Ton.	Ton.	Ton.	Ton.	Ton.
United Kingdom.....	24	31	95	13	13	194	271	85	101	9
Bermuda.....	43	70	24	13	31	315	556	215	68	486
Newfoundland.....	65	163	24	16	43	497	1,422	50	144	422
France.....	5					28				
St. Pierre and Miquelon.....						82				
United States.....	4,816	7,073	9,035	10,859	12,172	28,502	39,549	46,688	61,607	76,238
Total.....										
Total.....	1,962	7,337	9,190	10,901	12,247	29,618	41,798	47,788	61,920	77,155
RECAPITULATION.										
British Empire.....	132	264	119	42	75	1,006	2,249	1,050	313	917
Foreign Countries.....	4,830	7,073	9,041	10,859	12,172	28,612	39,549	46,738	61,607	76,238

SESSIONAL PAPER No. 10b

TOTAL CORDAGE, ROPE AND TWINE.

	\$	\$	\$	\$	\$	\$	\$	\$	\$	\$	\$
United Kingdom	106,831	241,621	103,894	France	256,281	224,956	20	256,281	224,956	20	256,281
Bermuda	236	400	1,950	St. Pierre and Miquelon	275	5,910		275	5,910		275
British Africa, East	74,790	22,350	3,076	Germany							
British Africa, South				Malacca							
British East Indies				Netherlands							
Straits Settlements	1,758	7,372	21,516	Dutch Guiana	3,975	3,707	128	3,975	3,707	128	3,975
British Oceania				Russia, West Indies							
British Guiana	96	805	1,521	Russia	600	69,805	561,621	959,379	69,805	561,621	600
New Zealand	22,831	32,472	52,617	United States	959,379	653,831	738,551	2,174	653,831	738,551	2,174
British West Indies				Alaska							
Barbados				Hawaii							
Jamaica				Philippine Islands							
Trinidad and Tobago				Frugency							
Other				Total	1,351,376	1,287,614	1,621,205	1,351,376	1,287,614	1,621,205	1,351,376
Newfoundland	4,509	6,477	15,822	REGULATION							
Argentina Republic				British Empire	124,491	329,405	329,402	124,491	329,405	329,402	124,491
Australia	5,304	4,480	7,308	Foreign Countries	1,226,885	958,209	1,300,713	1,226,885	958,209	1,300,713	1,226,885
Chile											
Cuba											
Denmark	18,724		11,928								
Greenland, Iceland, etc			136								

COTTON FABRICS.

	Yd.	Yd.	Yd.	Yd.	Yd.	Yd.	Yd.	Yd.	Yd.	Yd.	Yd.	Yd.
United Kingdom	813,894	1,710,927	481,995	United Kingdom	158,619	415,127	74,357	United Kingdom	17,096	415,127	74,357	17,096
Bermuda		400	750	Bermuda		56	150	Bermuda		56	150	11
British Africa, East				British Africa, East	7,336	14,343	87,775	British Africa, East	101,549	14,343	87,775	1,795
British Africa, South				British Africa, South				British Africa, South				33,894
British East Indies				British East Indies				British East Indies				1,089
British Oceania				British East Indies - India				British East Indies - India				
British Guiana				British East Indies - Straits Settlements				British East Indies - Straits Settlements				
British Oceania				Other	239	109	901	Other	1,563	109	901	10,078
New Zealand	26,004	115,661	25,480	British Guiana				British Guiana				
British West Indies	93,827	98,233	7,902	British Oceania - Australia	11,482	45,000	11,249	British Oceania - Australia	25,587	45,000	11,249	48,893
Barbados	411	6,482	1,240	New Zealand	33,588	27,488	3,335	New Zealand	36,038	27,488	3,335	36,038
Jamaica				British West Indies	113	1,556	405	British West Indies	18,039	1,556	405	4,687
Trinidad and Tobago				Barbados				Barbados				16,015
Other				Jamaica	5,869	21,559	4,009	Jamaica				4,809
Hong Kong		8,116	1,880	Trinidad and Tobago	6,995	12,792	1,880	Trinidad and Tobago				8,024
Newfoundland		111,335	59,552	Other	8,295	189,945	231,655	Other	565	2,040	11,086	7,317
Argentina Republic		51,600	50	Hong Kong	189,945	21,404	38	Hong Kong	101,459	21,404	38	97,772
Belgian Congo				Newfoundland				Newfoundland				3,641
Bolivia				Argentina Republic				Argentina Republic				
Brazil	10,790	15,273	26,977	Bolivia				Bolivia				216
Chile	2,196	10,387	7,954	Brazil	37,811	17,624	9,909	Brazil	13,367	17,624	9,909	13,317
China	27,445	31,153	10,417	Chile	9,595	10,311	2,866	Chile	6,595	10,311	2,866	10,349
Colombia	3,548	19,444	12,175	China	372	3,648	3,572	China	4,428	3,648	3,572	4,428
Costa Rica	411	6,486		Colombia	2,408	733	4,850	Colombia	3,467	733	4,850	98
				Costa Rica	1,135	342	605	Costa Rica	456	342	605	1,786

No. 20—Exporters of Canadian Produce, by Articles and Countries, during Fiscal Years ended March 31, 1915-1919—Con.

Exported to—	1915	1916	1917	1918	1919	Exported to—	1915	1916	1917	1918	1919
Cuba	Yd.	Yd.	Yd.	Yd.	Yd.	Cuba	\$	\$	\$	\$	\$
Denmark						Denmark					
Danish West Indies	2,006	8,746	1,127	3,590	10,656	Danish West Indies	50	3,929	1,175	6,149	10,598
Ecuador	43,980	14,680			82,053	Ecuador	1,735	4,023			40,029
France					1,914	France	13,184				4,527
French Guiana					6,184	French Guiana					972
St. Pierre and Miquelon	458	2,880	4,736		15,169	St. Pierre and Miquelon	356	779	818	9,089	7,366
Germany	67,479					Germany	15,507				
Greece		4,097				Greece	1,272				
Guatemala		588				Guatemala	41				
Haiti		315				Haiti	203				
Italy	5,406	60,218	1,778	3,762	68,378	Italy	58	10,116	997	3,339	72,594
Japan		1,808			1,245	Japan	3,476	1,877			1,690
Korea	418	14,083	4,697	7,283	16,351	Korea					16,056
Netherlands						Mexico	381	4,558	1,026	8,670	
French East Indies						Netherlands					
Guatemala		740	1,800	41,385	38,408	Netherlands—					
Guatemala		136				Dutch East Indies			422	21,327	33,292
West Indies		6,565	538	614	8,618	Guatemala					
Nicaragua	1,055	7,206	3,125	931	1,415	West Indies			169	214	6,617
Panama				4,740	7,287	Nicaragua			1,808	1,034	477
Peru					1,654	Panama			1,822	3,336	4,838
Portugal			413	490	2,108	Peru					1,489
Russia					300	Portugal					165
Salvador					103	Russia					36
San Domingo	1,118	1,051	153	965	2,886	Salvador					815
United States	14,442	34,949	23,387	6,047,624	9,383,084	San Domingo		336	46		1,972
Hawaii					6,314	United States		3,972	8,788	4,740	1,562,893
Venezuela	6,400	27,309	8,090	13,351	21,738	Hawaii					5,285
						Venezuela		6,341	2,767	8,477	14,330
Total	1,222,964	2,418,857	846,099	7,350,908	19,312,627	Total	282,828	614,739	224,945	1,914,131	2,859,241
RECAPITULATION						RECAPITULATION					
British Empire	1,035,212	2,101,923	738,652	587,454	563,173	British Empire	227,894	527,931	190,260	267,445	261,435
Foreign Countries	187,752	316,934	107,447	6,772,154	9,749,454	Foreign Countries	54,934	86,808	31,686	1,646,685	2,598,106

TEXTILES—Continued.

COTTON—Concluded.

FABRICS—Concluded.

SESSIONAL PAPER No. 10b

FLAX, HEMP AND JUTE.
FLAX FIBRE AND FLAX TOW.

	Cwt.	Cwt.	Cwt.	Cwt.	Cwt.	Cwt.	Cwt.	Cwt.	Cwt.	Cwt.	\$	\$	\$	\$
United Kingdom.....	1,110	923	2,793	12,097	50,010	7,022	15,232	83,762	370,241	827,327				
United States.....	5,619	9,890	19,423	12,007	50,010	27,508	71,063	193,387	370,241	827,327				
Total.....	6,729	10,813	22,216	22,007	50,010	34,230	86,295	277,149	370,241	827,327				
RECAPITULATION.														
British Empire.....	1,110	923	2,793	12,007	50,010	7,022	15,232	83,762	370,241	827,327				
Foreign Countries.....	5,619	9,890	19,423	12,007	50,010	27,508	71,063	193,387	370,241	827,327				

HEMP.

	Cwt.	Cwt.	Cwt.	Cwt.	Cwt.	Cwt.	Cwt.	Cwt.	Cwt.	Cwt.	\$	\$	\$	\$
United Kingdom.....														
Bermuda.....				10	61								78	
United States.....		320		323	61						3,219		5,480	1,016
Total.....		320		333	61						3,219		5,558	1,016
RECAPITULATION.														
British Empire.....				10	61								78	
Foreign Countries.....		320		323	61						3,219		5,480	1,016

TOW.

	Cwt.	Cwt.	Cwt.	Cwt.	Cwt.	Cwt.	Cwt.	Cwt.	Cwt.	Cwt.	\$	\$	\$	\$
United Kingdom.....														
United States.....	1,356	10									1,947		18	
Total.....	1,356	10									1,947		18	
RECAPITULATION.														
British Empire.....											1,947		18	
Foreign Countries.....	1,356	10												

TOTAL FLAX, HEMP AND JUTE.

	Cwt.	Cwt.	Cwt.	Cwt.	Cwt.	Cwt.	Cwt.	Cwt.	Cwt.	Cwt.	\$	\$	\$	\$
United Kingdom.....	1,110	923	2,793	12,097	50,071	7,022	15,232	83,762	375,721	828,343				
Bermuda.....				10	61								78	
United States.....	6,975	10,220	19,423	12,330	50,071	29,155	74,300	193,387	375,721	828,343				
Total.....	8,085	11,143	22,216	22,340	50,071	36,177	89,532	277,149	375,721	828,343				
RECAPITULATION.														
British Empire.....	1,110	923	2,793	12,330	50,071	7,022	15,232	83,762	375,721	828,343				
Foreign Countries.....	6,975	10,220	19,423	12,330	50,071	29,155	74,300	193,387	375,721	828,343				

No. 20—Exports of Canadian Produce, by Articles and Countries, during Fiscal Years ended March 31, 1915-1919—*Con.*

Exported to—	1915	1916	1917	1918	1919	Exported to—	1915	1916	1917	1918	1919
United Kingdom.....	6,210	10,675	3,590			RECAPITULATION.					
British Africa, South.....			493			British Empire.....	6,210	10,675	4,083	39	
Newfoundland.....	920			39		Foreign Countries.....	276,981	384,372	317,775	245,678	259,622
Germany.....	276,061	384,372	317,775	245,678	259,622						
United States.....											
Total.....	283,191	395,047	321,858	245,717	259,622						

TEXTILES—Continued.

HAIR

Exported to—	1915	1916	1917	1918	1919	Exported to—	1915	1916	1917	1918	1919
United Kingdom.....	1,005	10				RECAPITULATION.					
Bermuda.....						United Kingdom.....	353	15			
British East Indies.....						Bermuda.....					
Straits Settlements.....			202			British East Indies.....					508
British Guiana.....	8,516	25				Straits Settlements.....		25			
British West Indies.....	49,707	85,018	65,559	116,665	114,134	British Guiana.....	969				
Newfoundland.....						British West Indies.....	6,914	13,995	13,024	39,928	40,398
France.....	737	794	1,859	1,232	1,371	France.....	167	378	1,196	995	1,404
St. Pierre and Miquelon.....	47	213	7	49		St. Pierre and Miquelon.....	23	5	28		
United States.....						United States.....					
Total.....	69,012	86,060	67,716	147,946	116,007	Total.....	8,417	14,431	11,225	40,951	42,610

OILCLOTHS, ALL KINDS.

Exported to—	1915	1916	1917	1918	1919	Exported to—	1915	1916	1917	1918	1919
United Kingdom.....	59,258	85,033	65,859	116,665	114,636	RECAPITULATION.					
British Empire.....	784	1,007	1,857	1,281	1,371	British Empire.....	8,227	14,036	13,024	39,928	41,296
Foreign Countries.....						Foreign Countries.....	190	395	1,201	1,023	1,401

SAILS, AWNINGS, TENTS AND TARPAULINS.

Exported to—	1915	1916	1917	1918	1919	Exported to—	1915	1916	1917	1918	1919
United Kingdom.....	616	47,291	16,495	96,844		RECAPITULATION.					
British Africa, South.....				4,750		United Kingdom.....	636	47,423	17,940	107,336	110
British West Indies.....	10	575	1,590	4,212	110	British Empire.....	1,266	3,990	1,443	547,465	274,950
Newfoundland.....	20	122	460	8	28,858	Foreign Countries.....					
France.....					1,091	St. Pierre and Miquelon.....					
Russia.....					28,252	Russia.....					
United States.....	1,266	3,990	1,413	547,457	216,719	United States.....					
Total.....	1,902	51,413	19,383	654,801	275,060	Total.....					

SESSIONAL PAPER No. 10b

SILK AND MANUFACTURES OF.

United Kingdom.....	\$ 4,075	\$ 412	\$ 2,979	\$ 27	\$ 2,071	Argentine Republic.....	\$	\$	\$	\$
Bermuda.....	195		444			Austria-Hungary.....	14			
British Africa, South.....						Belgium.....	1,500			
British East Indies—						France—				
India.....	10					St. Pierre and Miquelon.....				
British Guiana.....		102				Japan.....	140	45	165	399
British Oceania—		15,429	10,473	6,133	5,076	Russia.....	1,693	85	71	164
Australia.....	37,173		259	2,282	4,696	Switzerland.....	290			630
Fiji.....			36	7		United States.....	5,031	9,706		21,519
New Zealand.....	233					Total.....	30,933	35,885	26,722	36,270
British West Indies.....						RECAPITULATION.....				
Barbados.....						British Empire.....	23,988	16,916	16,886	25,728
Jamaica.....						Foreign Countries.....	6,945	18,939	9,836	10,542
Trinidad and Tobago.....										
O'bet.....										
Newfoundland.....	1,702	1,003	2,695	2,576	13,177					

WOOLLS.

United Kingdom.....	\$ 113,020	\$ 160,809	\$ 291,886	\$ 307,273	\$ 510,785	St. Pierre and Miquelon.....	\$ 127	\$ 707	\$ 909	\$ 544	\$ 2,614
Bermuda.....	103	139	240	120	255	Germany.....	1,290	339,902	235,500	90,230	65,052
British Africa, South.....			47	250		Italy.....			30		
British East Indies—						Japan.....					
India.....			15		3,470	Mexico.....					1,076
Straits Settlements.....						Norway.....		202			
British Guiana.....	10					Russia.....					36,907
British Oceania—						Spain.....					50
Australia.....	196		2,906	117	16,295	Switzerland.....	40				
New Zealand.....	2,282	592				United States.....	67,455	48,389	130,044	8,415,542	2,307,009
British West Indies.....			14		170	Alaska.....	53	85			12
Trinidad and Tobago.....						Total.....	1,301,671	657,475	725,148	8,874,583	3,518,550
Hong Kong.....	15,893	23,352	54,832	43,503	74,297	RECAPITULATION.....					
Newfoundland.....						British Empire.....	132,113	184,892	353,030	351,424	605,182
Argentina.....	35		544	85	48	Foreign Countries.....	1,169,558	472,583	372,118	8,523,159	2,913,665
Austria-Hungary.....	350										
Belgium.....	291		5,091	8,331							
China.....	1,069,927	83,178									
France.....											

WOOLLS, RAW.

United Kingdom.....	Lb. 580	Lb. 155	Lb. 50	Lb. 47,386	Lb. 277,100	United Kingdom.....	\$ 125	\$ 50	\$	\$	\$ 199,750
Newfoundland.....	1,937	6,171			29,375	Newfoundland.....	543	2,162	30	31,367	23,200
Belgium.....	350					Belgium.....	70				
United States.....	5,657,123	4,539,795	5,836,714	10,529,241	4,575,364	United States.....	1,359,003	1,495,472	2,554,438	6,834,540	3,079,896
Total.....	5,659,970	4,540,121	5,836,764	10,576,627	4,881,839	Total.....	1,359,741	1,497,684	2,554,468	6,805,907	3,392,816
RECAPITULATION.....						RECAPITULATION.....					
British Empire.....	2,497	6,326	50	47,386	306,475	British Empire.....	668	2,212	30	31,367	222,970
Foreign Countries.....	5,657,473	4,539,795	5,836,714	10,529,241	4,575,364	Foreign Countries.....	1,359,073	1,495,472	2,554,438	6,834,540	3,079,891

No. 20—Exports of Canadian Produce, by Articles and Countries, during Fiscal Years ended March 31, 1915-1919—Con.

Exported to—	1915	1916	1917	1918	1919	Exported to—	1915	1916	1917	1918	1919
United Kingdom	113,754	160,559	294,886	307,273	710,535	St. Pierre and Miquelon	127	767	909	544	2,614
Bermuda	163	139	240	190	1,290	Germany	1,290	339,962	235,500	90,239	65,452
British Africa, East			47	250		Italy			30		1,076
British East Indies—			15			Mexico		392			
India					3,470	Norway					39,907
Straits Settlements				106		Russia					50
British Guiana	10		2,996			Switzerland	40				
British Oceania—						United States	1,426,458	2,684,482	15,350,082		5,886,905
Australia	196			117	16,295	Alaska	53	85			
New Zealand	2,282	592	14		170	Total	2,661,412	2,155,159	3,279,616	15,740,400	6,821,696
British West Indies						RECAPITULATION					
Trinidad and Tobago						British Empire	134,781	187,104	353,009	382,791	828,132
Hong Kong and	16,436	25,514	51,802	74,870	97,407	Foreign Countries	2,528,631	1,968,055	2,926,556	15,357,609	5,993,564
Newfoundland											
Argentina Republic	25		544		48						
Austria-Hungary	420										
Belgium	291		5,091		8,331						
China	1,099,927	83,178									
France											

TEXTILES—Continued.

TOTAL WOOL

RECAPITULATION—TEXTILES.

United Kingdom	\$ 444,344	\$ 1,985,076	\$ 856,771	\$ 516,352	\$ 829,403	French Guiana	\$	\$	\$	\$	\$ 972
Bermuda	652	369	889	364	2,286	" West Indies					4,557
British Africa, East						St. Pierre and Miquelon					14,191
" South	82,968	42,459	111,888	128,334	1,795	Germany	1,699	2,128	4,174	11,978	
" West					27,832	Greece	23,917	1,272	5,910		
British East Indies—					1,089	Guatemala					
India	10	811	916	1,663	12,176	Haiti					
Straits Settlements			1,002	9,959	32,342	Honduras			13		
Other	239	109	7,969	1,718		Italy	350,083	1,059	235,500	90,239	65,952
British Guiana	1,768	7,641				Japan	3,916	3,570	1,059	3,675	72,758
British Honduras						Korea					1,690
British Oceania—						Mexico		7,810	1,026	10,065	17,424
Australia	32,493	73,003	31,968	49,672	86,312	Netherlands			1,100		
New Zealand						Dutch East Indies			422	21,327	33,292
British West Indies	36,344	29,947	7,409	3,374	84	Guiana			3,707	2,716	
Barbados	24,380	34,425	47,508	75,712	78,084	" West Indies			161		
Jamaica						Nicaragua	350	1,808	1,609	214	6,617
Trinidad and Tobago						Norway			1,634	477	1,417
Other						Panama		1,822			
Hong Kong		2,040		621	7,335	Peru				3,336	4,838
						Portugal			117		1,261

No. 20—Exports of Canadian Produce, by Articles and Countries, during Fiscal Years ended March 31, 1915-1919—*Con.*

Exported to—	1915	1916	1917	1918	1919	Exported to—	1915	1916	1917	1918	1919
China	M.	M.	M.	M.	M.	China	\$	\$	\$	\$	\$
France	1	1	33	46,518	353,886	France	185	77	185	160,727	1,286,597
Russia	6	6	10	21	8,365	Russia	68	62	62	31,588	31,588
United States	7	296,525	277,510	561,751	1,298,927	United States	1,754	718,491	537,769	1,121,882	4,549,798
Total	185	296,525	277,510	561,751	1,298,927	Total	1,754	718,491	537,769	1,121,882	4,549,798
RECAPITULATION.											
British Empire	178	296,518	277,467	515,188	935,556	British Empire	1,686	718,406	537,529	1,093,892	3,230,774
Foreign Countries	7	7	43	46,563	362,471	Foreign Countries	68	85	249	160,990	1,319,024

TOBACCO—Concluded.

MANUFACTURED—Concluded.

CIGARETTES—Concluded

CIGARS.

Exported to—	M.	M.	M.	M.	M.	Exported to—	\$	\$	\$	\$	\$
United Kingdom	1	3	7	75	31	United Kingdom	25	108	200	6,220	2,596
Bermuda	5	4	2	Bermuda	300	200
British Africa, South	British Africa, South
British Oceania	British Oceania
New Zealand	5	5	4	New Zealand	196	200	200	226
British West Indies	2	51	115	British West Indies	50	20	855	2,752
Newfoundland	3	1	641	1,010	Newfoundland	158	33,402	58,150
France	6	France	200
Greece	29	Greece	1,635
Russia	1	1	Russia	33	15	10	6
United States	2	14	7	769	1,219	United States	762	523	239	40,693	65,359
Total	18	14	7	769	1,219	Total	762	523	239	40,693	65,359
RECAPITULATION.											
British Empire	16	7	6	128	180	British Empire	729	308	220	7,285	5,574
Foreign Countries	2	7	1	641	1,039	Foreign Countries	33	215	10	33,498	59,785

STEAM AND CARRIAGE.

Exported to—	Lb.	Lb.	Lb.	Lb.	Lb.	Exported to—	\$	\$	\$	\$	\$
United Kingdom	54,326	13,985	19,752	9,446	United Kingdom
Belgium	Belgium
Denmark	5,726	Denmark	2,300	573

SESSIONAL PAPER No. 10b

Germany.....	12,465	83,663	27,175	1,064	8,897	3,835
Netherlands.....	158,151	370,693	940,792	15,106	9,451	24,822
United States.....	69,018	1,511,296	1,531,048	6,120	9,451	21,702	30,649
Total.....	293,663	478,723	988,678	27,515	20,648	31,702	32,849
RECAPITULATION.							
British Empire.....	14,985	2,472	4,059	2,200
Foreign Countries.....	293,663	478,723	973,693	27,515	20,648	21,702	30,649

OTHER TOBACCO, N.O.P.

United Kingdom.....	Lb.	Lb.	Lb.	Lb.	\$	\$	\$	\$
Bermuda.....	4,391	255,798	176,627	641,975	4,185	130,174	87,641	569,485
British West Indies.....	966	290	431	242	113	327
Barbados.....	85	320
Newfoundland.....	592	2,379	849	2,226	279	1,330	478	104
Denmark.....	2,449
Greenland, Iceland, etc.....	96	106
France.....	920	99,402	449	104,250
Russia.....	28,316	27,176
United States.....	7,344	9,848	4,844	5,907	3,602	5,674	3,796	6,218
Alaska.....	400	421
Total.....	13,293	267,925	183,440	777,741	8,308	137,178	92,684	701,115
RECAPITULATION.								
British Empire.....	5,949	258,077	177,676	644,020	4,706	131,504	88,439	565,965
Foreign Countries.....	7,344	9,848	5,764	133,721	3,602	5,674	4,245	137,750

RECAPITULATION—TOBACCO.

United Kingdom.....	\$	\$	\$	\$	\$	\$	\$	\$
Bermuda.....	6,185	845,267	633,144	3,163,921	1,064	634	1,449,064
British Africa, South.....	877	673	53	327	200
British Honduras.....	210	17,790	12,745	7,535
British Oceania.....	45	60,300
Australia.....	47,186
New Zealand.....	106	200	226	28,159	39,336	87,663
British West Indies.....	30	387	1,016	421
Barbados.....	104
Trinidad and Tobago.....	416
Egypt and Sudan.....	487	1,339	498	304,790
Newfoundland.....	5,225	2,325	667,540
Belgium.....	201	5,245
China.....	2,668	573	16
Denmark.....	59,983	905,236	730,897	5,394,555
Greenland, Iceland, etc.....	106
RECAPITULATION.								
British Empire.....	7,745	850,279	634,492	3,887,824	7,745	850,279	634,492	3,887,824
Foreign Countries.....	52,238	54,957	282,133	1,516,711	52,238	54,957	96,405	1,516,711

No. 20—Exports of Canadian Produce, by Articles and Countries, during Fiscal Years ended March 31, 1915-1919—*Con.*

Exported to—	1915	1916	1917	1918	1919	Exported to—	1915	1916	1917	1918	1919
United Kingdom.....	\$ 345	\$ 1,707	\$ 70	\$ 238	\$ 55	Germany.....	\$ 110				
Bermuda.....	4,620	98	241		1,129	Japan.....			402		
British Africa, South.....			47			Netherlands.....				81	205
British Guiana.....	252	1,305	1,309	1,635	1,487	Dutch Guiana.....		241	241		
British Oceania.....						Panama.....			115		
New Zealand.....	566	900	137	137	27	United States.....	2,910	3,522	1,075	1,112	1,357
British West Indies.....	9,163	3,637	6,657	7,335	140	Total.....	16,383	12,119	10,286	11,646	13,758
Barbados.....					186						
Jamaica.....					3,883	RECAPITULATION.					
Trinidad and Tobago.....					1,835	British Empire.....	13,343	8,363	8,711	10,453	11,887
Other.....					1,113	Foreign Countries.....	3,020	3,766	1,575	1,193	1,871
Newfoundland.....	1,417	616	387	828	309						
France.....			\$								
St. Pierre and Miquelon.....											

TRUNKS AND VALISES.

VEHICLES AND VESSELS.

VEHICLES.

AEROPLANES AND PARTS OF.

	\$	\$	\$	\$	\$	\$	\$	\$	\$	\$
United Kingdom.....										
British Oceania.....										
Australia.....										
France.....										
United States.....										
Total.....										

AUTOMOBILES.

	No.	No.	No.	No.	No.	No.	No.	No.	No.	No.
United Kingdom.....	23	2,536	166	5						
Adon.....	14	32								
British Africa, East.....	100	154	25	66						
" " South.....	530	1,600	1,953	1,506						
" " West.....	58	276	222	57						
British East Indies.....										
India.....	449	1,437	1,196	26						

No. 20—Exports of Canadian Produce, by Articles and Countries, during Fiscal Years ended March 31, 1915-1919—*Con.*

Exported to—	1915	1916	1917	1918	1919	Exported to—	1915	1916	1917	1918	1919
United Kingdom.....	No.	No.	No.	No.	No.	United Kingdom.....	\$	\$	\$	\$	\$
British Africa, East.....	10					British Africa, East.....	5,376				
" " South.....	89					" " South.....	19,371				
" " West.....	17					" " West.....	9,146				
British East Indies.....						British East Indies.....	1,689				
Ceylon.....	3					Ceylon.....	37,421				
India.....	79					India.....	27,018				
Straits Settlements.....	42					Straits Settlements.....	240,307				
British Oceania.....	456					British Oceania.....	289,812				
Australia.....	512					Australia.....	3,071				
New Zealand.....	7					New Zealand.....	4,020				
Hong Kong.....	7					Hong Kong.....	18,095				
Newfoundland.....	33					Newfoundland.....	621,023				
Netherlands.....	1,306					Netherlands.....	7,500				
Dutch East Indies.....	7					Dutch East Indies.....	1,313,770				
Turkey.....						Turkey.....					
United States.....						United States.....					
Total.....	2,597					Total.....					
REGISTRATION.											
British Empire.....	1,221					British Empire.....	667,152				
Foreign Countries.....	1,346					Foreign Countries.....	646,618				

Automobiles—Passenger

Exported to—	No.	No.	No.	No.	No.	Exported to—	\$	\$	\$	\$	\$
United Kingdom.....	No.	No.	No.	No.	No.	United Kingdom.....					
British Africa, East.....	1,472					British Africa, East.....	713,920				
" " South.....	53					" " South.....	27,723				
" " West.....	990					" " West.....	484,139				
British East Indies.....	98					British East Indies.....	15,911				
Ceylon.....	13					Ceylon.....	5,963				
India.....	900					India.....	402,301				
Straits Settlements.....	641					Straits Settlements.....	312,759				
British Oceania.....	4,080					British Oceania.....	1,812,690				
Australia.....	13					Australia.....	6,800				
Fiji.....	1,588					Fiji.....	806,775				
New Zealand.....	49					New Zealand.....	28,095				
Hong Kong.....	54					Hong Kong.....	29,757				
Newfoundland.....						Newfoundland.....					

No. 20 — EXPORTS of Canadian Produce, by Articles and Countries, during Fiscal Years ended March 31, 1915-1919---Cont.

Exported to—	1915	1916	1917	1918	1919	Exported to—	1915	1916	1917	1918	1919
VEHICLES AND VESSELS—Continued.											
Bicycles.											
United Kingdom.....	No.	No.	No.	No.	No.	United Kingdom.....	\$	\$	\$	\$	\$
Bermuda.....	21	470	291	1	2	Bermuda.....	2,405	43,520	45,004	21	270
British East Indies.....		16	3	1		British East Indies.....		480	163	27	
India.....						India.....					300
British Oceania—						British Oceania—			3,525	12,710	
Australia.....			24	65		Australia.....			67	415	
Fiji.....			2	7		Fiji.....			300	300	65
New Zealand.....			1	2	1	New Zealand.....		232	40	11	
British West Indies.....		2	1	1		British West Indies.....					
Barbados.....						Barbados.....					
Jamaica.....						Jamaica.....					
Trinidad and Tobago.....					1	Trinidad and Tobago.....					
Other.....					1	Other.....					36
Newfoundland.....	3	2	4	2	1	Newfoundland.....	91	65	135	60	250
France.....				1	30	France.....				35	
St. Pierre and Miquelon.....	1		1	1	3	St. Pierre and Miquelon.....	75		40	40	
Japan.....						Japan.....					
Netherlands—	2					Netherlands—	90				
Dutch East Indies.....						Dutch East Indies.....					339
Russia.....	91	87	78	83	51	Russia.....	7,987	2,720	3,356	4,153	1,882
United States.....						United States.....					
Total.....	118	577	404	164	92	Total.....	10,648	47,017	52,330	17,772	4,454
RECAPITULATION.											
British Empire.....	24	490	325	79	6	British Empire.....	2,496	44,297	48,634	13,544	921
Foreign Countries.....	94	87	79	85	86	Foreign Countries.....	8,152	2,720	3,396	4,228	3,533

Bicycle Parts.											
United Kingdom.....	\$	\$	\$	\$	\$	United Kingdom.....	\$	\$	\$	\$	\$
Bermuda.....	78	424	11,254	10,311	350	Bermuda.....		98			276
British Africa, South.....				107	443	British Africa, South.....		120	400	1,476	1,575
British Oceania—						British Oceania—		407	600	1,998	1,344
Australia.....	2,741	11,937	6,100	19,108	59,794	Australia.....	3,230	15,285	24,527	51,305	100,921
Fiji.....				1,073	205	Fiji.....					
New Zealand.....			6,130	10,130	35,480	New Zealand.....					
British West Indies.....		1,016	6,43	42	155	British West Indies.....					
Trinidad and Tobago.....					1,209	Trinidad and Tobago.....					
Newfoundland.....				1,000		Newfoundland.....					
RECAPITULATION.											
British Empire.....	24	490	325	79	6	British Empire.....	2,496	44,297	48,634	13,544	921
Foreign Countries.....	94	87	79	85	86	Foreign Countries.....	8,152	2,720	3,396	4,228	3,533

SESSIONAL PAPER No. 10b

CARTRIDGES.

	No.	No.	No.	No.	No.	No.	No.	No.	No.	\$	\$	\$	\$	\$
United Kingdom	1													
Bermuda	2	1								96	490	411		
British Africa, South	12	16	32	12	2	21				940	1,121	2,353	1,224	2,380
British Oceania—														
Australia			1		2							128		
Fiji					7								300	
British West Indies	18	34	5	7						1,071	1,550	472	720	
Newfoundland	11	7	10	5	2					435	2,089	737	360	
Argentine Republic			56									1,192		67
France—														
St. Pierre and Miquelon	26	7	5	11	1	1				1,721	808	239	25	70
United States					40					4,438	5,908	5,140	3,391	115
Total	59	76	110	40	26									2,632
RECAPITULATION														
British Empire	33	69	48	28	23					2,717	5,160	3,690	2,925	2,447
Foreign Countries	26	7	62	12	3					1,721	808	1,456	436	185

CARTRIDGE PARTS

	\$	\$	\$	\$	\$	\$	\$	\$	\$	\$	\$	\$	\$	\$
United Kingdom	11,808													
Bermuda	57	3,289	143	1,966	317					23				
British Africa, East		473		10										
British Africa, South		12								1,223	2,649	136	57	2,371
British East Indies—														
India	25	5,830	10,558	8,582	13,974					43,527	25,586	20,231	14,936	24,310
British Guiana														
British Oceania—														
Australia	12,971	4,407	1,116	2,287	2,835									
New Zealand	9,257	5,332	4,851	522	2,093									
British West Indies	245	5,323	601	424										
Newfoundland	1,006	779	2,739	481	2,690					41,427	21,025	20,498	14,382	21,939
Argentine Republic	854	1,912		375						2,100	4,561	193	554	2,371
Total														
RECAPITULATION														
British Empire														
Foreign Countries														

CHAIRS.

	No.	No.	No.	No.	No.	No.	No.	No.	No.	\$	\$	\$	\$	\$
United Kingdom	4													
British Africa, South			333	16						240		70,243		990
British West Indies	1		1	4						102		83		74
Newfoundland														
Argentine Republic	580	736	696	4						15,152	19,847	20,789		50
United States	7	10	2	1						275	295	35		
Total	598	746	1,032	21						15,769	20,442	91,130		1,115

No. 20—Exports of Canadian Produce, by Articles and Countries, during Fiscal Years ended March 31, 1915-1919—*Con.*

Exported to—	1915	1916	1917	1918	1919	Exported to—	1915	1916	1917	1918	1919
REGULATION.	No.	No.	No.	No.	No.	REGULATION.	\$	\$	\$	\$	\$
British Empire.....	5	334	698	20	312	British Empire.....	15,437	312	70,326	1,065	
Foreign Countries.....	568	716	1	1	15,437	Foreign Countries.....	20,112	20,824	20,824	50	

VEHICLES AND VESSELS—Continued.

VEHICLES—Continued.

CARS—Continued.

REGULATION.	No.	No.	No.	No.	No.	REGULATION.	\$	\$	\$	\$	\$
British Empire.....	5	334	698	20	312	British Empire.....	15,437	312	70,326	1,065	
Foreign Countries.....	568	716	1	1	15,437	Foreign Countries.....	20,112	20,824	20,824	50	

WAGONS.

REGULATION.	No.	No.	No.	No.	No.	REGULATION.	\$	\$	\$	\$	\$
United Kingdom.....	2,053	32	1,686	153	1	United Kingdom.....	309,595	32,880	99,945	18,610	213
British West Indies.....			1	1		British West Indies.....				175	
Falkland Islands.....			1			Falkland Islands.....			110		
Newfoundland.....	11	5	4	11	3	Newfoundland.....	435	144	168	704	118
France.....			200	23,699	2	France.....			32,292	50	
St. Pierre and Miquelon.....			1	1	2	St. Pierre and Miquelon.....					420
Russia.....	78		1	13	780	Russia.....	3,144	3,208	3,570	685	35,900
United States.....			57	179	26	United States.....	313,174	36,232	136,945	20,294	1,741
Total.....	2,142	117	1,349	165	812	Total.....	310,030	33,024	100,223	19,489	331
REGULATION.						REGULATION.					
British Empire.....	2,064	57	1,091	165	4	British Empire.....	3,144	3,208	3,570	685	35,900
Foreign Countries.....	78	60	258	14	808	Foreign Countries.....					1,741

OTHER VEHICLES.

REGULATION.	No.	No.	\$	\$	\$	REGULATION.	\$	\$	\$	\$	\$
United Kingdom.....	15,009	398,005	396,394	1,022,035	881,600	Chile.....	20,713	568,100	7,476,300	8,750	1,080,283
Bermuda.....			329	35	35	France.....			10,561,744	1,487,883	1,487,883
British Africa, South.....	2,311	11,978	8,624	23,699	1,618,211	French West Indies.....				37	41
British Africa, West.....			139,018	21,708		St. Pierre and Miquelon.....			181		
British East Indies.....						India.....					4,230,000
India.....					1,073,419	Mexico.....					755
British Guiana.....				2,485	7,200	Paraguay.....			1,000		355

No. 20—Exports of Canadian Produce, by Articles and Countries, during Fiscal Years ended March 31, 1915-1919—*Con.*

Exported to—	1915	1916	1917	1918	1919	Exported to—	1917	1918	1919
United Kingdom.....	\$	\$	\$	\$	\$	Denmark—	\$	\$	\$
Bermuda.....			10		22	Greenland, Iceland, etc.		10	
British East Indies.....			46,000			France.....	1,263	460	9,163
India.....		1,172				St. Pierre and Miquelon.....		2,336	108
British Guiana.....			932		784	Siam.....	7,955	7,415	31,276
British Oceania.....			209			United States.....		212	
New Zealand.....			1,111		988	Alaska.....			
British West Indies.....					1,330	Total.....	65,618	21,081	56,649
Barbados.....						RECAPITULATION			
Jamaica.....					38	British Empire.....	56,460	10,549	16,102
Trinidad and Tobago.....			7,958	8,029	13,928	Foreign Countries.....	9,158	10,532	40,517
Other.....				199					
Newfoundland.....									
Brazil.....									

VEHICLES AND VESSELS—(Continued)

BOATS, CANOES AND PAGES, N.O.F.

GASOLINE LAUNCHES.

Exported to—	No	No	No	No	No	No	\$	\$	\$	\$	\$
United Kingdom.....											
British West Indies.....							140,000	15,145,150	300,000		
Barbados.....							800	400			
Jamaica.....											
Trinidad and Tobago.....											
Other.....											
Newfoundland.....											
China.....							5,350	4,266	3,096	275	832
United States.....							900		1,500	750	1,000
Alaska.....											5,800
Total.....	11	14	463	29	6	6	147,050	15,149,926	304,571	8,382	
RECAPITULATION.											
British Empire.....	1	8	457	13	3	3	140,800	15,145,660	300,275	1,582	
Foreign Countries.....	10	6	6	7	3	3	6,250	4,266	4,506	6,800	

SESSIONAL PAPER No. 10b

SHIPS SOLD TO OTHER COUNTRIES.

	No.	No.	No. 1	No. 2	No.	No.	\$	\$	\$	\$	\$	\$
United Kingdom.....					27							
British East Indies—												
India.....	3	2	6	1	1		44,000	14,000	47,000	15,599,625	369,865	1,220,000
British West Indies.....	4	5	13	3	1		15,400	22,600	45,500	50,000		47,000
Newfoundland.....				38	20				693,850	714,250		
Brazil.....					4					2,450,000		
France.....				5	2				1,190,000	1,237,500		
St. Pierre and Miquelon.....					1					105,000		
Italy.....					2					100,000		
Mexico.....					2					100,000		
Norway.....					2					341,800		
Portugal.....					2					185,000		
Russia.....					5		391,500	7,500	1,500,000	179,400		
United States.....	8	1	1	9	5			7,500	754,350	7,500		
Alaska.....												
Total.....	15	8	22	59	68		448,900	44,100	624,965	5,400,850	21,423,349	
RECAPITULATION:												
British Empire.....	7	7	29	44	48		57,400	36,600	592,465	1,916,350	16,363,875	
Foreign Countries.....	8	1	2	15	20		391,500	7,500	32,500	3,484,500	5,639,474	

TOTAL VESSELS.

	\$	\$	\$	\$	\$	\$	\$	\$	\$	\$	\$	\$
United Kingdom.....												
Bermuda.....												
British East Indies—												
India.....	140,000	15,515,016	10	1,580,000	15,599,625							
British West Indies.....					22							
Newfoundland.....					50,000							
British Oceania.....		46,000		47,000	784							
British Africa, East.....		1,172		982								
New Zealand.....		209										
British West Indies.....	44,000	136,011		46,488	1,339							
Jamaica.....												
Trinidad and Tobago.....												
Other.....												
Newfoundland.....	13,500	96,168		612,754	870							
China.....				199	2,450,000							
Denmark.....					1,000							
Greenland, Iceland, etc.....				10								
Total.....							455,367	191,150	15,840,510	5,780,802	21,488,380	
RECAPITULATION:												
British Empire.....							57,500	177,400	15,794,586	2,287,174	16,281,559	
Foreign Countries.....							397,867	13,750	45,924	3,499,625	5,106,521	

RECAPITULATION—VEHICLES AND VESSELS

	\$	\$	\$	\$	\$	\$	\$	\$	\$	\$	\$	\$
United Kingdom.....												
Aden.....	548,282	3,046,019		2,867,213	18,591,218							
Bermuda.....	8,932	13,740		2,285	11,014							
British Africa, East.....	232	1,853		645	811							
" South.....	51,134	71,691		31,391	43,867							
" West.....	421,645	834,572		943,883	5,264,211							
Total.....	27,199	115,393		61,403	84,151							
British East Indies—												
Ceylon.....												
India.....							206,046	647,879	612,157	134,114	17,779	
Strait Settlements.....							97,845	157,498	229,065	402,677	414,165	
Other.....							13,628	42,224	23,017	11,113		
British Guiana.....							2,744	2,760	9,434	11,273	8,134	

No. 20—Exports of Canadian Produce, by Articles and Countries, during Fiscal Years ended March 31, 1915-1919—*Con.*

Exported to—	1915	1916	1917	1918	1919	Exported to—	1915	1916	1917	1918	1919
British Honduras.....	\$ 462					Italy.....	\$				\$ 4,430,274
British Oceania—						Japan.....	75	126	4,784	7,651	142,329
Australia.....	1,236,680	2,916,201	1,607,888	1,933,608	2,510,734	Mexico.....	1,330	1,330	2,095	1,600	160,755
Fiji.....	7,415	19,898	8,476	15,584	9,583	Netherlands.....	2,876	615			
New Zealand.....	527,513	1,017,626	614,244	721,017	1,225,627	Dutch East Indies.....	8,185	231,582	228,198	172,089	379,391
British West Indies.....	75,323	24,995	146,450	18,245	1,330	".....			730		
Barbados.....						Norway.....					1,189
Jamaica.....						".....					541,800
Trinidad and Tobago.....						Norway.....	1,530				355
Other.....						Paraguay.....	1,227				1,530
Falkland Islands.....			110			Peru.....			1,380		715
Hong Kong.....	1,047	6,723	3,392	840	31,757	Portugal.....				2,860	14,486
Newfoundland.....	22,118	35,167	132,739	765,582	828,125	Portuguese Africa.....	9,104	10,467	1,337		185,000
Argentina Republic.....	16,541	619,305	426,729	534,847	553,351	Russia.....		947,720	594,948	2,340,086	131,130
Belgium.....	4,380		66,712	4,089	1,098	San Domingo.....				1,430	8,085
Belgian Congo.....				1,235	91,701	Spain.....	3,140	18,427	11,167		38,165
Bolivia.....		6,120	13,965	7,360	4,701	Spain.....			7,112		6,259
Brazil.....		12,434	41,522	32,231	2,683,661	Canary Islands.....			1,430		
Chile.....		30,307	34,100	37,538	6,210	Sweden.....	23,423				
China.....	5,985		38,153	26,623	1,172,806	Switzerland.....	1,194				
Cuba.....	7,700	5,000	2,760	715	67,073	Turkey.....	555,990	134,070	250,639	5,311,383	621,023
Denmark.....			4			United States.....	3,800	2,683	8,215	2,478	4,011,787
Greenland, Iceland, etc.....						Alaska.....	2,900				90
Puerto Rico.....						Uruguay.....		11,564	30,687	60,797	
France.....	51,192	572,128	7,299,302	11,732,989	2,774,665	Venezuela.....			8,050		
".....	23		1,745			Total.....	3,953,137	11,563,481	30,237,857	28,563,392	48,821,583
" East Indies.....		2,355			8,437						
" Oceania.....					983						
" West Indies.....		3,570	3,570	840	3,060						
Madagascar.....					114,800						
St. Pierre and Miquelon.....			1,499	2,478							
Germany.....	2,840										
Greece.....	2,014										
Haiti.....			136								
Honduras.....			790								
						British Empire.....	3,248,295	8,954,239	21,233,588	7,951,039	30,743,571
						Foreign Countries.....	704,872	2,609,242	9,004,269	20,612,353	18,078,012

WASTE—RAGS, ETC.

	Cwt.	Cwt.	Cwt.	Cwt.	Cwt.	Cwt.	\$	\$	\$	\$	\$
United Kingdom.....	52,018	34,587	12,887	1,391			388,611	339,862	117,333	7,760	
British East Indies—											
Straits Settlements.....			902						2,190		
British Oceania—											
Australia.....	62					110					

No. 20—Exports of Canadian Produce, by Articles and Countries, during Fiscal Years ended March 31, 1915-1919—*Cont.*

Exported to—	1915	1916	1917	1918	1919	Exported to—	1915	1916	1917	1918	1919
WOOD—Continued											
UNMANUFACTURED—Continued											
KNEES AND FELLOES.											
United Kingdom.....	No.	No.	No.	No.	No.	United Kingdom.....	\$	\$	\$	\$	\$
France—						France.....					
St. Pierre and Miquelon.....	20			11	152	St. Pierre and Miquelon.....	33			39	547
United States.....	11,344	12,190	29,789	37,406	35,407	United States.....	15,843	10,629	39,356	85,027	104,904
Total.....	11,364	12,190	29,789	37,417	35,559	Total.....	15,877	10,629	39,356	85,066	105,451
RECAPITULATION.											
British Empire.....						British Empire.....					
Foreign Countries.....	11,364	12,190	29,789	37,417	35,559	Foreign Countries.....	15,877	10,629	39,356	85,066	105,451
LATHWOOD.											
United Kingdom.....	Cord.	Cord.	Cord.	Cord.	Cord.	United Kingdom.....	\$	\$	\$	\$	\$
United States.....	12	584	730			United States.....	42	2,920	3,650		
Total.....	12	584	730			Total.....	42	2,920	3,650		
RECAPITULATION.											
British Empire.....						British Empire.....					
Foreign Countries.....	12	584	730			Foreign Countries.....	42	2,920	3,650		
LOGS—BIRCH.											
United Kingdom.....	\$	\$	\$	\$	\$	United Kingdom.....	\$	\$	\$	\$	\$
United States.....						United States.....					
Total.....						Total.....					
United Kingdom.....			17,635	24,847	44,262	United Kingdom.....			17,635	24,847	44,262
United States.....			86,679	34,970	119,739	United States.....			86,679	34,970	119,739
Total.....			104,314	59,817	164,001	Total.....			104,314	59,817	164,001
RECAPITULATION.											
British Empire.....						British Empire.....					
Foreign Countries.....						Foreign Countries.....					
United Kingdom.....						United Kingdom.....					
Japan.....					4,200	Japan.....					4,200
United States.....	471,165	615,973	337,937	337,585	101,917	United States.....	471,165	615,973	337,937	337,585	101,917
Total.....	471,165	615,973	337,937	337,585	105,217	Total.....	471,165	615,973	337,937	337,585	105,217
LOGS—CEDAR.											
United Kingdom.....	\$	\$	\$	\$	\$	United Kingdom.....	\$	\$	\$	\$	\$
United States.....						United States.....					
Total.....						Total.....					
United Kingdom.....						United Kingdom.....					
Japan.....					4,200	Japan.....					4,200
United States.....	471,165	615,973	337,937	337,585	101,917	United States.....	471,165	615,973	337,937	337,585	101,917
Total.....	471,165	615,973	337,937	337,585	105,217	Total.....	471,165	615,973	337,937	337,585	105,217

SESSIONAL PAPER No. 10b

LOGS—ELM.

United Kingdom.....	\$ 8,132	\$ 2,282	\$ 2,343	\$ 4,047	\$ 11,399	RECAPITULATION.	\$	\$	\$	\$
United States.....	5,636	2,748	2,959	2,335	1,831	British Empire.....	8,132	2,282	2,343	4,047
Total.....	13,768	5,030	5,282	6,382	16,233	Foreign Countries.....	5,636	2,745	2,959	11,399
										1,831

LOGS—HEMLOCK.

United Kingdom.....	\$	\$	\$	\$	\$	RECAPITULATION.	\$	\$	\$	\$
France, St. Pierre and Miquelon.....	63,822	89,087	14,082	93,052	1,200	British Empire.....	63,822	89,057	14,082	93,052
United States.....					28,065	Foreign Countries.....				29,205
Total.....	63,822	89,087	14,082	93,052	29,265					

LOGS—OAK.

United Kingdom.....	\$	\$	\$	\$	\$	RECAPITULATION.	\$	\$	\$	\$
United States.....	238	400	1,910		51	British Empire.....	238	400	1,910	1,038
Total.....	238	400	1,910		4,089	Foreign Countries.....				51

LOGS—PINE.

United Kingdom.....	\$	\$	\$	\$	\$	RECAPITULATION.	\$	\$	\$	\$
United States.....	100,715	30,540	8,370	4,450	2,334	British Empire.....	100,715	30,540	8,370	2,334
Total.....	100,715	30,540	8,370	4,450	5,881	Foreign Countries.....			4,450	5,947

LOGS—STAUCE. (Includes Tamarac subsequent to 1916.)

United Kingdom.....	\$	\$	\$	\$	\$	RECAPITULATION.	\$	\$	\$	\$
Newfoundland.....	471	200	1,564	56,500	2,198	British Empire.....	471	260	2,077	58,514
France—St. Pierre and Miquelon.....			513	2,014		Foreign Countries.....	400,738	185,787	243,183	212,737
Japan.....	400,738	185,787	243,183	212,137	63,709					2,198
United States.....					65,965					63,767
Total.....	401,209	186,047	245,260	271,251	65,965					

No. 20—Exports of Canadian Produce, by Articles and Countries, during Fiscal Years ended March 31, 1915-1919—*Con.*

10 GEORGE V. A. 1920

Exported to—	1915	1916	1917	1918	1919	Exported to—	1915	1916	1917	1918	1919
WOOD—Continued.											
UNMANUFACTURED—Continued											
LOGS—TAMARAC.											
United Kingdom.....	\$ 278	\$ 2,251				RECAPITULATION.	\$	\$	\$	\$	\$
United States.....						British Empire.....					
Total.....	278	2,251				Foreign Countries.....	278	2,251			
LOGS—OTHER.											
United Kingdom.....	\$ 17,953	\$ 45,172	\$ 48,412	\$ 3,678	\$ 1,950	RECAPITULATION.	\$	\$	\$	\$	\$
British Oceania—						British Empire.....	17,953	45,252	48,412	4,558	2,765
Australia.....				880	767	Foreign Countries.....	99,795	104,719	57,988	46,907	116,316
New Zealand.....		80	57,088	46,907	48	Total.....	117,748	140,971	106,400	51,465	119,681
Newfoundland.....	99,795	104,719									
United States.....											
Total.....	117,748	140,971	106,400	51,465	119,681						
LEUMER—BASSWOOD.											
United Kingdom.....	M. ft. 107	M. ft. 205	M. ft. 28	M. ft. 3	M. ft. 927	United Kingdom.....	\$ 7,195	\$ 7,913	\$ 1,320	\$	\$
British Africa, South.....		20				British Africa, South.....		720			
Newfoundland.....				3		Newfoundland.....	6,344	550		208	
France.....	160	15				France.....	24,514	26,220	25,005	16,642	35,511
United States.....	926	1,900	1,125	537	927	United States.....					
Total.....	1,283	1,300	1,153	540	927	Total.....	38,052	34,513	26,421	16,850	35,541
RECAPITULATION.											
British Empire.....	197	225	28	3	927	British Empire.....	7,195	7,733	1,320	208	
Foreign Countries.....	1,086	1,075	1,125	537	927	Foreign Countries.....	30,858	26,780	25,005	16,642	35,541

SESSIONAL PAPER No. 10b

LUMBER—BATTENS.

	M. ft.	\$	M. ft.	\$	M. ft.	\$	M. ft.	\$	RECAPITULATION.	\$	\$	\$	\$
United Kingdom.....	36,625	40,417	8,118	8,692	10	1,646	4,379	1,646	British Empire.....	4,379			
British Africa, East.....	16	381	948	719	16	1,646			Foreign Countries.....		1,646		
" " South.....	987	121	978										
Belgium.....	294												
France.....	102												
Netherlands.....	176												
Spain.....	8												
Canary Islands.....	2,401	4,614	8,901	8,357									
United States.....	39,598	45,422	18,088	18,746									
Total.....									Total.....	1,148,738	1,249,395	1,574,279	610,841
									RECAPITULATION.				
British Empire.....	36,919	40,798	9,066	9,411					British Empire.....	1,083,420	1,200,906	1,408,496	380,630
Foreign Countries.....	2,679	4,624	9,022	9,335					Foreign Countries.....	65,318	48,689	105,783	230,211

LUMBER—DEALS, PINE.

	M. ft.	\$	M. ft.	\$	M. ft.	\$	M. ft.	\$	RECAPITULATION.	\$	\$	\$	\$
United Kingdom.....	36,625	40,417	8,118	8,692	10	1,646	4,379	1,646	United Kingdom.....	1,073,420	1,170,784	1,454,461	346,684
British Africa, East.....	16	381	948	719	16	1,646			British Africa, East.....	447	14,035	33,946	46,285
" " South.....	987	121	978						" " South.....	4,017		8,455	52,918
Belgium.....	294								Belgium.....			307	
France.....	102								France.....		248	105,476	221,756
Netherlands.....	176								Netherlands.....		48,441		
Spain.....	8								Spain.....				
Canary Islands.....	2,401	4,614	8,901	8,357					Canary Islands.....		248	307	
United States.....	39,598	45,422	18,088	18,746					United States.....	55,951	48,441	105,476	221,756
Total.....									Total.....	1,148,738	1,249,395	1,574,279	610,841
									RECAPITULATION.				
British Empire.....	36,919	40,798	9,066	9,411					British Empire.....	1,083,420	1,200,906	1,408,496	380,630
Foreign Countries.....	2,679	4,624	9,022	9,335					Foreign Countries.....	65,318	48,689	105,783	230,211

LUMBER—DEALS, SPRUCE AND OTHER.

	M. ft.	\$	M. ft.	\$	M. ft.	\$	M. ft.	\$	RECAPITULATION.	\$	\$	\$	\$
United Kingdom.....	347,647	432,138	79,154	59,964	103	1,841,295	8,529,977	8,529,977	United Kingdom.....	5,829,977	8,529,107	8,591,803	3,154,733
Bermuda.....	2,632	12	3	16	89	346			Bermuda.....	152	346	182	577
British Africa, South.....		4,641	2,576	8,343	25	110,148			British Africa, South.....	36,472	37,535	110,148	97,518
British East Indies.....					118				British East Indies.....				297,665
India.....			140						India.....				2,790
British Oceania.....					193				British Oceania.....		3,481	11,761	
Australia.....		659			89				Australia.....		1,710		
Gibraltar.....					25				Gibraltar.....		600		152
Newfoundland.....		76	7	96					Newfoundland.....		3,011	1,368	3,782
Argentine Republic.....		96		101					Argentine Republic.....		526,497	2,907	4,000
Brazil.....		96		101					Brazil.....		1,301,065	10,032	
Cuba.....		70,848	22,300	2,107					Cuba.....		3,690	457,421	97,434
France.....		206		157					France.....		18,005		459
French Africa.....		869							French Africa.....				4,545
Italy.....									Italy.....				
Portugal.....									Portugal.....				
Russia.....									Russia.....				
Spain.....	979	15			839				Spain.....	19,583	14,289	388	
Canary Islands.....	28				28				Canary Islands.....	642	642	290,158	749,780
United States.....	30,217	16,746	36,373	43,588					United States.....	507,388	263,483	290,158	
Uruguay.....									Uruguay.....				
Total.....									Total.....	6,393,420	9,677,355	10,340,039	4,694,131
									RECAPITULATION.				
British Empire.....	349,679	437,450	81,880	68,323					British Empire.....	5,866,449	8,869,433	8,723,658	3,453,215
Foreign Countries.....	31,196	88,856	58,397	46,186					Foreign Countries.....	526,971	807,922	1,616,981	1,240,916

No. 20—Exports of Canadian Produce, by Articles and Countries, during Fiscal Years ended March 31, 1915-1919—*Con.*

Exported to—	1915	1916	1917	1918	1919	Exported to—	1915	1916	1917	1918	1919
United Kingdom	M. ft. 15,828	M. ft. 14,647	M. ft. 16,045	M. ft. 1,365	M. ft. 1,603	United Kingdom	\$ 241,310	\$ 212,092	\$ 251,725	\$ 23,284	\$ 28,234
British Empire	1,414	115	99	48	147	British Africa, South	17,438	1,616	2,152	1,706	3,796
British Oceania—						British Oceania—					
Australia	6	687	2,229	1,011	11	Australia	61	8,928	27,768	18,597	291
France			13			French Africa	130		491		
Portugal		22	38			Spain	280				
Spain	828	346	324	863	263	United States	11,041	4,022	4,845	16,081	6,810
United States						Total	209,849	226,038	287,148	59,671	39,049
Total	18,100	15,785	18,747	3,380	1,827	RECAPITULATION:					
British Empire	17,272	14,760	16,159	1,413	1,553	British Empire	258,808	213,706	253,911	24,990	32,029
Foreign Countries	828	1,023	2,587	1,967	274	Foreign Countries	11,041	13,230	33,297	34,681	7,011

Lumber—Hickory.

Exported to—	M. ft.	M. ft.	M. ft.	M. ft.	M. ft.	Exported to—	\$	\$	\$	\$	\$
United Kingdom	8	82				United Kingdom	355	5,751			
United States	8	82				United States	355	5,751			
Total						Total					
RECAPITULATION:						RECAPITULATION:					
British Empire	8	82				British Empire	355	5,751			
Foreign Countries						Foreign Countries					

Lumber—Larch.

Exported to—	M.	M.	M.	M.	M.	Exported to—	\$	\$	\$	\$	\$
United Kingdom	777	25	139	293	211	United Kingdom	2,104	70	416		
British Empire	381	357	510	8,230	1,572	British Empire	1,201	1,146	1,503	741	835
British Oceania—						British Oceania—					
Australia	4,222	5,094	886		383	Australia	6,305	8,356	18,217	6,351	1,738
New Zealand	1,046	233	31			New Zealand	2,322	380	2,012		
British West Indies	191				31	British West Indies	689		105		
Trinidad and Tobago						Trinidad and Tobago					105
Argentine Republic					1,233	Argentine Republic					4,561
Chile				60		Chile					30

No. 20—Exports of Canadian Produce, by Articles and Countries, during Fiscal Years ended March 31, 1915-1919—Con.

Exported to—	1915	1916	1917	1918	1919	Exported to—	1915	1916	1917	1918	1919
Denmark—						Denmark—					
Danish West Indies	15	2	36	90	2	Danish West Indies	439	36	1,918	3,906	
Greenland, Iceland, etc.	274	5,585	33,978	6,300	1,071	Greenland, Iceland, etc.	7,300	103,313	657,921	122,843	68
France	45	24	548	600	1,240	France	1,432	755	16,241	28,251	66,561
French Guiana	736	712	39	351	377	French Guiana	21,562	19,974	3,739	9,560	14,841
West Indies	343	154	71	20	3	West Indies	6,817	3,815	2,098	736	83
St. Pierre and Miquelon	75	20	20	20	3	St. Pierre and Miquelon	2,218	503	42,523	66,718	179,077
Greece	1,650	1,606	2,602	2,403	5,015	Greece	29,046	25,687	1,487	4,705	
Italy	22	22	53	138	44	Italy	504	504	1,364	1,364	
Japan	54	255	773	1,414	182	Japan	597	2,724	10,721	32,580	5,578
Mexico	348	655	1,239	551	39	Mexico	6,244	16,905	31,464	16,096	
Panama	22	11	60	60	306	Panama	400	400	800	1,168	
Portugal—						Portugal—					
Azores and Madeira	22	22	22	22	306	Azores and Madeira	6,244	16,905	31,464	16,096	
Portuguese Africa	23	23	23	23	1,070,188	Portuguese Africa	509	509	800	1,168	
Russia	48	48	48	48	1,087,624	Russia	509	509	800	1,168	
Spain	502	814	2,745	599	1,084,017	Spain	686	686	75,269	22,577	9,187
Canary Islands	831,319	1,070,644	1,084,017	1,087,624	20	Canary Islands	13,301	22,912	21,497,341	25,817,367	30,898,600
United States	5	6	3,429	134	3,429	United States	15,978,499	20,132,978	40,651	2,792	1,191
Alaska	61	3,193	1,576	539	1,949	Alaska	334	251	10,421	44,656	8,608
Philippine Islands	2,119	107	203	80	2,076	Philippine Islands	13,904	59,615	32,108	15,991	130,652
Porto Rico				55	19	Porto Rico	37,785	2,663	6,660	4,720	2,806
Uruguay						Uruguay					
Venezuela						Venezuela					
Total	975,420	1,256,289	1,300,753	1,190,706	1,159,923	Total	18,021,445	23,880,341	25,976,526	28,305,458	34,057,271
RECAPITULATION:						RECAPITULATION:					
British Empire	99,266	127,080	133,524	73,841	56,362	British Empire	2,058,471	2,520,310	2,801,607	1,746,592	1,918,607
Foreign Countries	876,154	1,129,209	1,167,229	1,116,865	1,103,561	Foreign Countries	16,862,974	21,351,031	23,174,859	26,558,866	32,138,574

LUMBER—SCANTLING.

Exported to—	1915	1916	1917	1918	1919	Exported to—	1915	1916	1917	1918	1919
United Kingdom	25,817	40,546	68,919	18,168	5,103	United Kingdom	381,750	659,733	1,244,345	393,353	161,489
Bermuda			16	125		Bermuda			304	3,038	24,256
British Africa, South			18	22	607	British Africa, South	148		300	660	70
British Guiana	5			2	1	British Guiana					
British Oceania—						British Oceania—					
Australia				25		Australia			394		

WOOD—Continued.

UNMANUFACTURED—Continued.

LUMBER PLANKS AND BOARDS—Concluded.

SESSIONAL PAPER No. 10b

British West Indies	36	277	49	6,034	64	0,625	1,082
Barbados							
Jamaica							
Trinidad and Tobago							
Other	22		2				168
Newfoundland	2		79				3,174
Argentine Republic	704		668				26,175
France	5,740	8,191	581				15,588
St. Pierre and Miquelon	8		19				560
Russia							
Spain	83						
Canary Islands	32						
United States	44,170	42,914	34,261				863,173
Uruguay			68				4,746
Total	76,565	69,699	41,438	1,585,731	2,389,294	1,472,558	1,100,899
RECAPITULATION.							
British Empire	40,904	18,594	5,841	665,645	1,245,407	403,640	190,657
Foreign Countries	52,830	51,105	35,597	870,086	1,143,887	1,068,912	910,242

LUMBER—SPINDLES.

United Kingdom	M.	M.	M.	M.	\$	\$	\$
Bermuda	6	13	24	93	2,475	43	
British Africa, South	45	19	83	49	83	48	
British Guiana							
British Oceania—							
Australia	1	126	3	539	3	298	
Fiji		125				470	
New Zealand	5,645	1,065	450	1,625	12,534	1,567	
British West Indies	18,019	13,833	18,739	18,631	23,831	25,673	
Barbados							
Jamaica							
Trinidad and Tobago							
Other							
Hong Kong	816	1,198	1,408	3,695	2,115	3,884	12,483
Newfoundland			1				3
China			100				6,097
Denmark—							325
Danish West Indies	4			8			
France—							
French West Indies	510	1,432	379	110	1,330		
St. Pierre and Miquelon	1,333	1,896,343	1,890,475	3,619,409	2,945,159	2,840	916
United States							
Alaska							
Porto Rico	80			210			
Total	1,359,069	1,914,154	1,881,195	3,644,159	2,987,764	5,292,306	5,995,353
RECAPITULATION.							
British Empire	25,314	16,379	20,241	24,632	41,065	31,983	42,132
Foreign Countries	1,333,755	1,897,775	1,860,954	3,619,527	2,946,699	5,260,323	5,953,221

SESSIONAL PAPER No. 10b

OTHER LUMBER.

	\$	\$	\$	\$	\$	\$	\$	\$	\$	\$
United Kingdom.....	89,062	52,239	25,528	2,900	3,658,588	RECAPITULATION.				
Newfoundland.....		137		42		British Empire.....	89,062	52,370	2,942	3,658,588
Japan.....		505			31,314	Foreign Countries.....	18,801	12,832	9,091	31,314
United States.....	18,801	12,237	34,179	9,991	3,689,902					
Total.....	108,463	65,208	49,707	12,933						

MASTS AND SPARS.

	No.	No.	No.	No.	No.	\$	\$	\$	\$	\$	\$
United Kingdom.....											4,506
Bermuda.....	12	4				575	166				1,025
British Guiana.....	50	72				664	874				1,592
British West Indies.....											4,358
Barbados.....											3,875
Jamaica.....											139
Trinidad and Tobago.....											608
Other.....											1,335
Hong Kong.....											15,893
Newfoundland.....	6	2				135	34				76
Cuba.....											10,597
Denmark.....											76
Danish West Indies.....											1,800
France.....											
St. Pierre and Miquelon.....	31	9				507	238				2,177
United States.....	63	102				555	559				3,296
Philippine Islands.....											6,208
Porto Rico.....											100
Uruguay.....											500
Uruguay.....											500
Total.....	168	189				2,416	1,871				29,876
											34,997
RECAPITULATION.											
British Empire.....	74	78				1,374	1,074				16,405
Foreign Countries.....	94	111				1,042	797				13,471

MATCH BLOCKS.

	\$	\$	\$	\$	\$	\$	\$	\$	\$	\$	
United Kingdom.....	923										
United States.....	4,267	5,636	367	11,533							
Total.....	5,190	5,636	367	11,533							
RECAPITULATION.											
British Empire.....	923										
Foreign Countries.....	4,267	5,636	367	11,533							
Total.....	5,190	5,636	367	11,533							

No. 20—Exports of Canadian Produce, by Articles and Countries, during Fiscal Years ended March 31, 1915-1919—*Con.*

Exported to—	1915	1916	1917	1918	1919	Exported to—	1915	1916	1917	1918	1919
WOOD—Continued.											
UNMANUFACTURED—Continued.											
TIMBER, SQUARE—BIRCH.											
United Kingdom	\$ 113,874	\$ 230,173	\$ 91,579	\$ 15,394	\$	RECAPITULATION: British Empire Foreign Countries.	\$ 113,874	\$ 230,173	\$ 91,579	\$ 15,394	\$
France..	4,055	185		5,385
St. Pierre and Miquelon...	752	38,076
Germany.
United States.....	119,386	230,173	91,579	20,779	38,281		38,201
Total.											
TIMBER, SQUARE—ELM.											
United Kingdom	\$ 95,965	\$ 54,471	\$ 131,101	\$ 232,658	\$	RECAPITULATION: British Empire Foreign Countries.	\$ 95,965	\$ 54,471	\$ 131,101	\$ 232,658	\$
France.....	2,429	1,257		3,023
Newfoundland
United States.....	693	11
Total.....	98,988	54,471	131,112	233,915
TIMBER, SQUARE—MAPLE.											
United Kingdom	\$	\$ 770	\$	\$	\$	RECAPITULATION: British Empire Foreign Countries.	\$	\$ 770	\$	\$	\$
United States	10	385	792		10	385	792
Total.....	10	1,155	792
TIMBER, SQUARE—OAK.											
United Kingdom	\$ 71,578	\$ 26,444	\$ 12,662	\$	\$	RECAPITULATION: British Empire Foreign Countries.	\$ 71,578	\$ 26,444	\$ 12,662	\$	\$
United States	1,673	2,610	10,298	133		1,578	26,444	12,662
Total.....	73,251	29,054	22,960	133		71,673	26,610	10,368	133

No. 20—Exports of Canadian Produce, by Articles and Countries, during Fiscal Years ended March 31, 1915-1919—*Con.*

Exported to—	1915	1916	1917	1918	1919	Exported to—	1915	1916	1917	1918	1919
United Kingdom.....	9,802,467	14,123,537	14,849,503	4,501,513	9,199,673	French Africa.....	3,229	\$ 130
Bermuda.....	28,743	52,025	49,247	40,551	45,196	Guiana.....	1,432	755	16,363	28,251	66,561
British Africa, East.....	202,033	143,458	201,027	267,423	380,058	West Indies.....	21,862	19,974	7,382	19,349	21,450
" South.....	1,415	2,834	1,012	St. Pierre and Miquelon.....	759	4,900
" West.....	Germany.....	2,218	593	2,098	736
British East Indies—	37,375	25,740	France.....	31,054	26,282	42,523	67,318	8,115
India.....	21,606	51,800	Haiti.....	1,487	4,705	790,816
Straits Settlements.....	38,077	52,257	49,792	131,889	72,779	Italy.....	5,350
Other.....	292	Japan.....	1,361
British Guiana.....	110,205	66,641	46,001	389,074	158,000	Netherlands.....	597	3,284	12,611	38,630	8,978
British Oceania—	36,689	58,434	41,511	19,009	17,765	Panama.....	18,466
Fiji.....	28,025	3,972	14,878	8,782	3,216	Peru.....	6,241	16,905	31,464	16,006
New Zealand.....	Portugal.....
Other.....	204,673	173,728	275,123	219,332	237,228	Portuguese Africa.....	800	3,479
British West Indies.....	Russia.....
Barbados.....	San Domingo.....	19,583	16,865	77,026	22,572	9,187
Jamaica.....	Spain.....	13,201	21,544	36,871,068	44,076,772	57,463,631
Trinidad and Tobago.....	St. Vincent.....	39,998,467	34,573,005	2,239
Other.....	United States.....	697	291	41,388	3,745
Gibraltar.....	3,102	1,710	13,256	36,410	175,038	Alaska.....	334	14,756
Hong Kong.....	19,016	8,712	28,671	54,110	103,616	Brazil.....	549	59,615	32,261	15,991	8,668
Newfoundland.....	433,666	753,058	531,130	7,316	403,067	Philippine Islands.....	14,113	6,669	4,729	115,798
Argentina.....	Porto Rico.....	37,785	2,663	875	3,458
Bolivia.....	8,188	15,075	6,535	Uruguay.....
Brazil.....	6,312	7,116	15,263	Venezuela.....
Chile.....	10,193	21,857	40,085	65,171	27,632	Total.....	42,593,679	51,292,970	55,861,539	51,829,121	79,487,288
China.....	2,111	231,594	199,989	14,711	305,902	RECAPITULATION.....
Cuba.....	393,061	174,511	194,918	British Empire.....	10,651,485	14,692,195	15,616,559	5,729,550	10,815,197
Denmark.....	439	1,918	5,706	Foreign Countries.....	31,942,154	36,510,475	40,247,980	46,108,571	59,672,091
Dutch West Indies.....	68						
Greenland, Iceland, etc.....	20,184	740,612	2,299,636	782,743	210,929						

WOOD—Continued.

UNMANUFACTURED—Concluded.

TOTAL UNMANUFACTURED WOOD.

SESSIONAL PAPER No. 10b

MANUFACTURED
BARRICKS, EMERY.

	No	No.	No.	No.	No.	No.	No.	\$	\$	\$	\$	\$	\$
United Kingdom.....	69	116	100					439	267	40			
Bermuda.....	573	78		23				898	335				7
British Guiana.....	3,183	981	1,488	801				4,633	1,687	1,824			1,560
British West Indies.....													
Barbados.....													1,310
Jamaica.....													102
Newfoundland.....	2,781	7,672	3,923	8,672				2,035	5,906	3,804			1,847
China.....													202
France.....													
St. Pierre and Miquelon.....	7,724	10,375	810	817				8,848	6,813	1,040			16,549
United States.....				17,519				8,848		8,994			19,318
Alaska.....													100
Total.....	14,330	19,222	14,923	27,835				16,913	15,008	14,802			35,244
RECAPITULATION.													
United Kingdom.....													
British Empire.....	6,606	8,847	5,511	9,499				8,065	8,105	5,608			11,716
Foreign Countries.....	7,724	10,375	9,412	18,336				8,848	6,813	9,134			20,528

10b — 591

DOORS, SASHES AND BLINDS.

	\$	\$	\$	\$	\$	\$	\$	\$	\$	\$	\$	\$	\$
United Kingdom.....	4,075	6,167	1,189	924									
Bermuda.....	204	4,410											
British Africa, South.....	205		375										
British East Indies.....													
India.....													
British Oceania.....	145		678										
Australia.....	4,575	1,950	395	4,540									
New Zealand.....	215	10,473	5,717										
British West Indies.....	56		286	6									
Newfoundland.....	173	165											
China.....		318											
Total.....	12,440	18,872	9,075	12,440				12,440	18,872	9,075			17,251
RECAPITULATION.													
United Kingdom.....													
British Empire.....	11,790	18,465	8,040	11,790				11,790	18,465	8,040			15,705
Foreign Countries.....	650	497	1,035	650				650	497	1,035			1,546

HOUSEHOLD FURNITURE.

	\$	\$	\$	\$	\$	\$	\$	\$	\$	\$	\$	\$	\$
United Kingdom.....	30,076	160,842	57,372	11,906									
Bermuda.....	3,468	6,342	4,348	1,253									
British Africa, East.....			351										
British Africa, South.....	45,003	78,017	69,778	49,067									
" " West.....		193	417	525									
British East Indies.....													
India.....	382	1,000	428										
Straits Settlements.....			120										
Other.....			44										
Total.....	2,139	6,416	2,139	2,139				2,139	6,416	6,909			1,729
United Kingdom.....													
British Empire.....	1,928	2,885	1,928	1,928									
Foreign Countries.....	25,659	25,659	25,659	25,659									
British Guiana.....													
British Honduras.....													
British Oceania.....													
Australia.....													
New Zealand.....													
British West Indies.....													
Barbados.....													
Jamaica.....													
Newfoundland.....													
China.....													
France.....													
St. Pierre and Miquelon.....													
United States.....													
Alaska.....													
Total.....	1,105	18,005	18,005	18,005				10,858	18,005	20,317			3,693
British Empire.....	1,105	18,005	18,005	18,005				10,858	18,005	20,317			3,693
Foreign Countries.....													
British Guiana.....													
British Honduras.....													
British Oceania.....													
Australia.....													
New Zealand.....													
British West Indies.....													
Barbados.....													
Jamaica.....													
Newfoundland.....													
China.....													
France.....													
St. Pierre and Miquelon.....													
United States.....													
Alaska.....													
Total.....	9,892	23,523	23,523	23,523				9,892	23,523	29,528			7

SESSIONAL PAPER No. 10b

MATCH SAUNTS.

	\$	\$	\$	\$	\$	\$	\$	\$	\$	\$
United Kingdom.....	12,893	6,765								
United States.....		230								
Total.....	12,893	6,995								

RECAPITULATION.
British Empire
Foreign Countries.....

MOULDINGS, TRIMMINGS AND OTHER HOUSE FURNISHINGS.

United Kingdom.....	35	30,722	7,473	276	2,562	1,079	1,344	697	2,126	2,017
Bermuda.....	453		6	85				90	37	
British Africa, South.....		143		734						
British Guiana.....	5		798	411	88					400
British Oceania—										3,541
Australia.....				781	118		1,605	4,239	5,976	
New Zealand.....	72									85
British West Indies.....	19		1,855	1,173	79		33,901	15,213	11,617	9,656
Barbados.....										
Jamaica.....										
Trinidad and Tobago.....					135					5,030
Other.....					31					6,013
Malta.....		4								4,026
Total.....						4,731				

Newfoundland.....
Cuba.....
France.....
St. Pierre and Miquelon.....
United States.....
Alaska.....

RECAPITULATION.
British Empire
Foreign Countries.....

PAIS, TUBS, CHURNS AND OTHER HOLLOW WOODENWARE.

United Kingdom.....	516	2,574	119	110	465	13	6	18	33	
Bermuda.....			60	467	137					
British Africa, South.....	566	600	403			125	174			74
British Oceania—										369
Australia.....	6					514	140	4,035	287	
New Zealand.....	1,452	805	262	164						
British West Indies.....	62	8	108	675						
Jamaica.....						4,046	4,907	5,140	2,239	4,870
Newfoundland.....										
Argentina Republic.....										
Denmark—										
Greenland, Iceland, etc.....		39								
Total.....						3,294	4,638	1,003	1,919	2,552

France—
St. Pierre and Miquelon.....
Netherlands.....
Porto.....
United States.....
Total.....

RECAPITULATION.
British Empire
Foreign Countries.....

SPOOL-WOOD AND SPOOLS.

United Kingdom.....	87,479	119,557	216,635	86,553	54,212	87,479	119,557	216,635	86,553	54,212
France—										
St. Pierre and Miquelon.....	61	183	45	138	125					
United States.....	10,707	4,328	7,524	7,724	4,298	10,768	4,511	7,569	7,862	42,123
Total.....	98,247	124,048	224,204	94,415	99,635					

RECAPITULATION.
British Empire
Foreign Countries.....

No. 20—Exports of Canadian Produce, by Articles and Countries, during Fiscal Years ended March 31, 1915-1919—*Cont.*

Exported to—	1915	1916	1917	1918	1919	Exported to—	1915	1916	1917	1918	1919
WOOD—Continued											
MANUFACTURED—Continued.											
WOOD PULP—CHEMICALLY PREPARED.											
United Kingdom	Cwt. 430	Cwt. 19,023	Cwt. 668,750	Cwt. 315,486	Cwt. 140,364	United Kingdom	\$ 800	\$ 34,777	\$ 2,077,923	\$ 1,603,738	\$ 611,399
British Africa, South	772	British Africa, South	1,500
British East Indies—	British East Indies—
India	11,458	India	63,910
British Oceania—	7,472	36,958	British Oceania—	121,411
Australia	1,701	4,363	6,031	Australia	2,094	386	6,386	33,329	35,989
New Zealand	29,420	New Zealand	19,388	85,996
Argentine Republic	18,771	Argentine Republic	72,210
Brazil	Brazil
China	4,240	6,720	6,720	China	8,595	16,329	8,816
France	3,829	France
Italy	51,809	Italy	273,900
Japan	133,071	182,510	100,326	326,783	629,997	Japan	252,797	349,639	294,417	1,233,306	2,175,186
United States	2,289,691	3,288,816	3,952,880	4,681,728	7,414,825	United States	4,550,196	6,495,616	11,107,819	16,171,696	26,276,265
Total	2,424,328	3,494,816	4,733,997	5,387,610	8,332,939	Total	4,836,622	6,891,011	11,032,920	19,133,813	30,226,856
REGISTRATIONS.											
British Empire	1,148	19,250	670,451	366,779	184,105	British Empire	2,894	37,163	2,681,399	1,720,335	763,069
Foreign Countries	2,423,180	3,475,566	4,063,546	5,018,231	8,148,835	Foreign Countries	4,893,728	6,753,848	11,348,611	17,413,218	29,463,787
WOOD PULP—MECHANICALLY GROUND.											
United Kingdom	Cwt. 2,105,036	Cwt. 362,531	Cwt. 494,474	Cwt. 2,528	Cwt. 2,528	United Kingdom	\$ 1,495,521	\$ 299,264	\$ 379,488	\$	\$ 3,033
British Oceania	British Oceania	3,029
Australia	1,751	Australia	8,800
Argentine Republic	13,318	Argentine Republic	46,198
Brazil	Brazil
Cuba	Cuba
France	413,400	500	626,285	France	70,400	370	471,040
Mexico	410,200	1,194	Mexico	308,730	308,730	981
Spain	31,740	Spain	32,200
United States	3,855,266	3,875,972	5,495,221	4,331,694	3,631,119	United States	2,892,618	2,967,153	5,487,421	6,187,029	4,118,555
Total	6,103,702	4,640,262	6,651,914	4,331,694	3,508,726	Total	4,479,539	3,575,537	6,371,133	6,487,029	4,479,915
REGISTRATIONS.											
British Empire	2,105,036	362,531	494,474	4,311,694	1,259	British Empire	1,495,521	299,264	379,488	6,092
Foreign Countries	3,998,666	4,286,672	6,157,440	4,311,694	3,504,467	Foreign Countries	2,984,018	3,276,273	5,991,645	6,487,029	1,473,823
OTHER MANUFACTURED WOOD.											
United Kingdom	\$ 192,091	\$ 303,806	\$ 129,469	\$ 1,714	\$ 158,709	Denmark	\$ 684	\$ 1,698	\$ 2,667	\$	\$
Bermuda	1,005	670	Bermuda
British Africa, South	British Africa, South
West	11,133	9,651	12,809	16,473	19,887	Greenland, Iceland, etc.
France	3,751	France	5,495	116	1,216

No. 20—Exports of Canadian Produce, by Articles and Countries, during Fiscal Years ended March 31, 1915-1919—*Con.*

Exported to	1915	1916	1917	1918	1919	Exports to—	1915	1916	1917	1918	1919
RECAPITULATION—WOOD.											
United Kingdom.....	\$ 41,717,292	\$ 15,134,358	\$ 18,317,763	\$ 6,306,810	\$ 10,026,657	French Africa.....	\$ 1,432	\$ 368	\$ 3,335	\$ 91	\$ 450
Bermuda.....	33,915	59,723	46,331	43,501	59,972	Guiana.....	755	755
British Africa, East.....	492	492	1,549	" West Indies.....	21,592	20,017	16,363	28,879	66,361
" South.....	259,540	231,870	347,432	334,101	637,301	St. Pierre and Miquelon.....	10,528	3,028	9,579	22,723	24,334
" West.....	2,857	1,832	3,359	10,793	Germany.....	3,910	4,999
British East Indies—	97,771	1,000	1,176	89,680	191,461	Haiti.....	2,218	593	2,845	1,219	1,219
India.....	129	21,699	101,461	Italy.....	377,335	249,430	1,306,824	282,345
Straits Settlements.....	293	44	52,212	118	Japan.....	284,573	2,498	4,833	3,523,405
Other.....	41,789	59,588	48,454	145,750	83,173	Mexico.....	69	171
British Guiana.....	Dutch East Indies.....	5,475	37	1,852	99
British Honduras.....	" Guiana.....	32	1,364
British Oceania—	178,044	89,637	69,275	495,879	336,062	Panama.....	594	594	13,781	49,760	8,152
Australia.....	36,659	38,414	41,511	19,909	17,765	Peru.....	3,290	3,290	18,406	16,096
Fiji.....	77,397	43,476	53,688	58,280	63,277	Portugal.....	597
New Zealand.....	Azores and Madeira.....	6,271	16,942	31,464	105	27
Other.....	224,404	199,372	310,694	256,874	244,344	Portuguese Africa.....	54	6,129	809
Barbados.....	244,344	Russia.....	112	509	33,294	1,329
British West Indies.....	30,709	Solvaдор.....	17,186	17,186	77,026	22,577	9,987
Jamaica.....	70,973	Spain.....	19,583	599
Trinidad and Tobago.....	108,776	Canary Islands.....	13,391	24,514	518	67,599,319	88,460,386
Other.....	177,137	Switzerland.....	38,647,070	44,128,021	53,620,056	3,980	2,724
Gibraltar.....	3,102	1,710	14,086	36,599	177,137	Alaska.....	295	295	41,542
Hong Kong.....	8,742	8,742	134,695	159,312	223,686	Hawaii.....	617	509	10,421	41,756
Malta.....	128	128	536,727	10,326	502,874	Philippine Islands.....	519	59,615	32,294	15,991	8,068
Newfoundland.....	67,467	83,828	134,695	159,312	223,686	Porto Rico.....	14,114	7,045	4,729	146,963
Argentina Republic.....	436,682	756,317	536,727	10,326	502,874	Uruguay.....	37,785	2,963	875	3,458	570
Belgium.....	10,155	Venezuela.....
Bolivia.....	6,527	7,116	15,075	126,060	Total.....	52,669,591	62,700,810	77,177,719	78,227,096	106,219,088
Brazil.....	10,102	531	65,482	29,622	RECAPITULATION.....
Chile.....	2,692	34,246	56,557	151,675	307,539	British Empire.....	12,737,510	15,916,988	19,388,619	7,993,099	12,244,316
Costa Rica.....	220	141	469	198,971	Foreign Countries.....	39,932,081	46,783,822	57,789,100	70,234,057	94,064,772
Cuba.....	304,489	232,698	291,522	176,111	198,971	Total.....	433,294	329,391	83,461	12,646	21,598
Denmark.....	684	1,098	3,118	5,706	93	United Kingdom.....
Danish West Indies.....	439	75	43	219,457	St. Pierre and Miquelon.....	1,515
Greenland, Iceland, etc.....	Germany.....	2,287
Ecuador.....	97,044	1,051,870	2,791,917	811,618	219,457	Netherlands.....	423,633	309,306	82,372	12,356	21,450
France.....	United States.....	880
Alaska.....	Alaska.....
Total.....	Total.....	433,294	329,391	83,461	12,646	21,598

ALL OTHER ARTICLES EXPORTED—AGRICULTURAL PRODUCTS.

	1915	1916	1917	1918	1919		1915	1916	1917	1918	1919
United Kingdom.....	\$ 5,007	\$ 10,238	\$ 8	\$ 210	\$ 40	St. Pierre and Miquelon.....	\$ 1,515
British Oceania—	Germany.....	2,287
Australia.....	Netherlands.....	423,633	309,306	82,372	12,356	21,450
New Zealand.....	4	United States.....	880
British West Indies.....	60	Alaska.....
Jamaica.....	Total.....	433,294	329,391	83,461	12,646	21,598
Trinidad and Tobago.....						

No. 20—Exports of Canadian Produce, by Articles and Countries, during Fiscal Years ended March 31, 1915-1919—*Con.*

Exported to—	1915	1916	1917	1918	1919	Exported to—	1915	1916	1917	1918	1919
United Kingdom.....	\$ 178,210	\$ 6,170,130	\$ 5,887,812	\$ 3,818,070	\$ 3,970,980	Japan.....	\$ 380				
Bermuda.....		775	6,365	400		Montenegro.....		35,005			
British Africa, South.....					166	Norway.....				99	
British East Indies—						Roumania.....		6,052	1,770		1,480,871
India.....			500	47,000		Russia.....		12,475			
British Oceania—						Serbia.....		79,600			
Australia.....		266				Spain.....		14,066			17,641
New Zealand.....		442	3,491	136	10	United States.....	75,984		21,011	68,146	
British West Indies.....			25		607	Total.....	254,829	6,354,453	5,915,431	3,991,989	5,632,065
Egypt and Sudan.....			386		230	RECAPITULATION.....					
Newfoundland.....	35	650			290	British Empire.....	178,245	6,172,263	5,898,193	3,865,492	3,971,763
Belgium.....		39,053			161,368	Foreign Countries.....	76,284	182,190	47,238	125,997	1,660,300
China.....											
France.....		4,709	24,327	57,752							
Italy.....		140	100								

COIN AND BULLION.

GOLD COIN.

United Kingdom.....	\$ 45	\$	\$	\$	\$	RECAPITULATION.....	\$	\$	\$	\$	\$
Bermuda.....			1,057			British Empire.....	85	200	30,257		
Hong Kong.....	40	200	29,200			Foreign Countries.....	15				
Newfoundland.....											
United States.....	15										
Total.....	100	200	30,257								

SILVER COIN.

United Kingdom.....	\$	\$	\$ 18	\$	\$	RECAPITULATION.....	\$	\$	\$	\$	\$
Newfoundland.....			55,600			British Empire.....					
United States.....	467		85			Foreign Countries.....	467		55,678		
Total.....	467		55,713						35		

SESSIONAL PAPER No. 10b


COPPER COIN.

United Kingdom	\$	100	\$	115	\$	117	\$	117	\$	117
United States	\$	100	\$	115	\$	117	\$	117	\$	117
Total	\$	200	\$	230	\$	234	\$	234	\$	234

RECAPITULATION—COIN AND BULLION.

United Kingdom	\$	45	\$	18	\$	115	\$	117	\$	117
Bermuda	\$	40	\$	1,057	\$	200	\$	200	\$	200
Hong Kong	\$	40	\$	84,800	\$	115	\$	115	\$	115
Newfoundland	\$	582	\$	152	\$	115	\$	115	\$	115
United States	\$	582	\$	152	\$	115	\$	115	\$	115
Total	\$	607	\$	86,087	\$	315	\$	315	\$	315

Note.—For total Exports of Canadian Produce, by Countries, see page 31.



STATEMENT No. 21.

EXPORTS OF FOREIGN PRODUCE,
BY ARTICLES AND COUNTRIES,
DURING FISCAL YEARS ENDED MARCH 31,
1915 TO 1919.

No. 21—Exports of Foreign Produce, by Articles and Countries, during Fiscal Years ended March 31, 1915-1919.

Exported to —	1915	1916	1917	1918	1919	Exported to —	1915	1916	1917	1918	1919
United Kingdom	\$	\$	\$	\$	\$	RECAPITULATION: British Empire Foreign Countries	\$	\$	\$	\$	\$
United States	1,428	1,428	1,428	1,428	1,428		7,571	7,571	7,571	7,571	7,571
Total	1,428	1,428	1,428	1,428	1,428		7,571	7,571	7,571	7,571	7,571

ABRASIVES, ARTIFICIAL.

ANIMALS, LIVING.

CATTLE, ONE YEAR OLD OR LESS.

	No.	No.	No.	No.	No.	No.	\$	\$	\$	\$	\$
United Kingdom	1	16	16	16	16	16	200	1,700	1,700	1,000	12,675
United States	1	16	16	16	16	16	200	1,700	1,700	1,000	12,675
Total	2	32	32	32	32	32	400	3,400	3,400	2,000	25,350
RECAPITULATION:											
British Empire	1	16	16	16	16	16	200	1,700	1,700	1,000	12,675
Foreign Countries	1	16	16	16	16	16	200	1,700	1,700	1,000	12,675

CATTLE, OVER ONE YEAR OLD.

	No.	No.	No.	No.	No.	No.	\$	\$	\$	\$	\$
United Kingdom	1	18	18	18	18	18	50	3,800	10,700	1,050	52,290
Newfoundland	1	18	18	18	18	18	4,800	3,800	10,700	1,050	52,290
United States	1	18	18	18	18	18	4,800	3,800	10,700	1,050	52,290
Total	3	54	54	54	54	54	14,600	11,400	32,100	3,150	156,870
RECAPITULATION:											
British Empire	1	18	18	18	18	18	50	3,800	10,700	1,050	52,290
Foreign Countries	2	36	36	36	36	36	14,550	11,300	32,050	3,100	156,580

SESSIONAL PAPER No. 106

HORSES, ONE YEAR OLD OR LESS.

United Kingdom.....	No.	No.	No.	No.	No.	No.	\$	\$	\$	\$
United States.....			1						25	
Total.....			1						25	
RECAPITULATION.										
British Empire.....										25
Foreign Countries.....			1							

HORSES, OVER ONE YEAR OLD.

United Kingdom.....	No.	No.	No.	No.	No.	No.	\$	\$	\$	\$
Newfoundland.....	11,539	2,167	4,744	6,741	7,805					1,677,200
France.....	1,025	69	60	2,008	551				9,009	137,750
Mexico.....					404			13,800		
Russia.....	2,236	1,741	2,339	4,356	3,469			506,800	553,765	121,200
United States.....										573,248
Total.....	14,800	3,977	7,143	14,098	12,229		1,935,421	876,090	1,372,495	2,918,913
RECAPITULATION.										
British Empire.....	11,539	2,167	4,741	6,741	7,805		1,195,920	355,400	809,730	1,430,800
Foreign Countries.....	3,261	1,810	2,399	7,264	4,424		739,501	520,690	562,765	1,487,693

POULTRY.

United Kingdom.....	\$	\$	\$	\$	\$	\$	\$	\$	\$
United States.....	2,632	48	722	1,847	1,089				
Total.....	2,632	48	722	1,847	1,089		2,632	48	1,817
RECAPITULATION.									
British Empire.....									
Foreign Countries.....									

SHEEP, OVER ONE YEAR OLD.

United Kingdom.....	No.	No.	No.	No.	No.	No.	\$	\$	\$	\$
United States.....	460	119	116	2	3					150
Total.....	460	119	116	2	3					150
RECAPITULATION.										
British Empire.....	460	119	116	2	3		9,380	2,200	3,935	100
Foreign Countries.....							9,380	2,200	3,935	100

No. 21—Exports of Foreign Produce, by Articles and Countries, during Fiscal Years ended March 31, 1915-1919—*Con.*

Exported to—	1915	1916	1917	1918	1919	Exported to—	1915	1916	1917	1918	1919
ANIMALS, LIVING—Concluded.											
SWINE.											
United Kingdom.....	No.	No.	No.	No.	No.	United Kingdom.....	\$	\$	\$	\$	\$
United States.....	1					United States.....	50				
Total.....	1					Total.....	50				
RECAPITULATION.											
British Empire.....	1					British Empire.....	50				
Foreign Countries.....						Foreign Countries.....					
OTHER ANIMALS.											
United Kingdom.....	\$	\$	\$	\$	\$	United Kingdom.....	\$	\$	\$	\$	\$
France.....	11,157	7,218	691,950	981,700	459,520	France.....	11,157		691,950	981,700	459,520
United States.....			17,188	193,720	135,605	United States.....			17,238	559,200	196,417
Alaska.....		5	50	20	60,812	Alaska.....					
Total.....	11,157	7,223	709,188	1,510,999	655,937	Total.....	11,157	7,223	691,950	981,700	459,520
RECAPITULATION—ANIMALS, LIVING.											
United Kingdom.....	\$	\$	\$	\$	\$	United Kingdom.....	\$	\$	\$	\$	\$
Newfoundland.....	1,195,920	355,400	1,501,680	2,412,500	2,136,720	Newfoundland.....	1,195,920		1,501,680	2,413,040	2,136,720
France.....	102,500		9,000	947,150	273,355	France.....	102,500		9,000	947,150	273,355
Mexico.....		13,800				Mexico.....					
Japan.....	665,220	520,126	588,035	1,103,720	700,284	Japan.....	665,220	520,126	588,035	1,103,720	700,284
United States.....		5	50	20		United States.....		50	20		
Alaska.....						Alaska.....					
Total.....	1,963,690	889,331	2,098,765	4,463,930	3,231,559	Total.....	1,963,690	889,331	2,098,765	4,463,930	3,231,559
RECAPITULATION—ANIMALS, LIVING.											
United Kingdom.....	\$	\$	\$	\$	\$	United Kingdom.....	\$	\$	\$	\$	\$
New Zealand.....	92	642				New Zealand.....	92				
British Oceania—						British Oceania—					
New Zealand.....		165				New Zealand.....					
Germany.....	432	9				Germany.....	432				
Japan.....	218	22	484	1,060	1,000	Japan.....	218	22	484	1,060	1,000
United States.....	2,029	2,152	2,833	6,367	4,976	United States.....	2,029	2,152	2,833	6,367	4,976
Total.....	2,771	2,990	3,317	7,427	4,976	Total.....	2,771	2,990	3,317	7,427	4,976
APPAREL.											
BUTTONS.											
United Kingdom.....	\$	\$	\$	\$	\$	United Kingdom.....	\$	\$	\$	\$	\$
British Oceania—						British Oceania—					
New Zealand.....						New Zealand.....					
Germany.....						Germany.....					
Japan.....						Japan.....					
United States.....						United States.....					
Total.....						Total.....					

No. 24 EXPORTS of Foreign Produce, by Articles and Countries, during Fiscal Years ended March 31, 1915-1919—*Con.*

Exported to—	1915	1916	1917	1918	1919	Exported to—	1915	1916	1917	1918	1919
ASHES, POT AND PEARL.											
United Kingdom						United Kingdom					
United States	116	19	1			United States	3,187	1,877	300		
Total	116	19	1			Total	3,187	1,877	300		
RECAPITULATION.											
British Empire	116	19	1			British Empire	3,187	1,877	300		
Foreign Countries						Foreign Countries					300
BALSAM.											
United Kingdom						RECAPITULATION.					
United States	950		12			British Empire					
Total	950		12			Foreign Countries	950				13
BEVERAGES, SPIRITS, ETC.											
ALE AND BEER.											
United Kingdom						United Kingdom					
British Oversea	955	100				British Oversea	997	80			
Australia			25			Australia				10	
Newfoundland			13,219			Newfoundland				5,638	
China	9,493	4,091	6,754			China	7,122	4,040	4,718	770	5,900
United States	42	61	1,511			United States	74	85	1,843	25	389
Alaska						Alaska					
Total	10,440	4,192	8,297	15,239	8,379	Total	8,193	4,205	6,561	6,143	6,129
RECAPITULATION.											
British Empire	955	400				British Empire	997	80			5,900
Foreign Countries	9,505	4,092	8,297	15,239	8,379	Foreign Countries	7,196	4,125	6,561	795	439

No. 21—Exports of Foreign Produce, by Articles and Countries, during Fiscal Years ended March 31, 1915-1919—*Con.*

Exported to—	1915	1916	1917	1918	1919	Exported to—	1915	1916	1917	1918	1919
United Kingdom	Gal. 74	Gal. 330	Gal.	Gal.	Gal.	United Kingdom	\$ 183	\$ 610	\$	\$	\$
British Guiana					230	British Guiana					650
British West Indies			29	300		British West Indies			65	511	
Hong Kong	6		12		69	Hong Kong	14				250
Newfoundland	35	8				Newfoundland	18	5	14		
China					196	China					905
France						France					
St. Pierre and Miquelon			3	70		St. Pierre and Miquelon			5	91	
Japan					34	Japan					90
Russia						Russia	8,986	95			
United States	11,743	14,954	12,077	16,700		United States	11,404	11,193	11,193	47,159	
Alaska	70	76	231	71		Alaska	136	137	519	190	
Total	11,928	14,776	12,372	17,141	530	Total	9,337	12,731	14,706	47,907	1,895
RECAPITULATIONS:						RECAPITULATIONS:					
British Empire	115	338	41	300	390	British Empire	215	605	79	514	600
Foreign Countries	11,813	14,438	12,331	16,841	230	Foreign Countries	9,122	12,126	14,717	47,393	935

Spirits—*Cont.*

Exported to—	1915	1916	1917	1918	1919	Exported to—	1915	1916	1917	1918	1919
United Kingdom	Gal. 149	Gal. 221	Gal. 103	Gal. 625	Gal. 314	United Kingdom	\$ 150	\$ 106	\$ 491	\$ 804	\$ 325
Newfoundland					100	Newfoundland					570
China						China	52				
France			2,988	2,747	2,777	France	1,487	2,343	1,970	1,773	
St. Pierre and Miquelon	5,641	4,805		2,545		St. Pierre and Miquelon	1,723				
Russia			74	3,585	915	Russia	165	61	428	4,497	2,592
United States	88	29	241	180	411	United States	120	110	661	273	2,256
Alaska	72	51				Alaska					
Total	5,953	5,109	6,854	6,955	1,713	Total	2,060	2,620	5,193	7,257	5,653
RECAPITULATIONS:						RECAPITULATIONS:					
British Empire	119	221	771	625	314	British Empire	52	106	611	804	325
Foreign Countries	5,804	4,888	6,083	6,310	1,429	Foreign Countries	2,008	2,514	4,549	6,453	5,328

SESSIONAL PAPER No. 10b

SPRITS—WHISKEY.

	Gal. 2	Gal.	Gal. 1	Gal.	Gal.	Gal. 43	\$ 6	\$ 3	\$	\$ 76
United Kingdom.....						93				
British Empire—										
Australia.....						265				1,850
British West Indies.....	22		17				71	43		36,450
Hong Kong.....	10		53			3,905	33			790
Newfoundland.....	74			443		139	588	199	1,175	25
Argentine Republic.....			2			5		4		
Brazil.....			1			16,446		5		97,611
China.....						3				20
Denmark.....						9				41
Greenland, Iceland, etc.....						3				
France—										
French West Indies.....	370		224	73			406	325	199	17
St. Pierre and Miquelon.....						365				2,000
Japan.....			20			52	93	111		1,180
Russia.....	1,541		6,244	79,332			3,798	17,072	344,153	
United States.....	254		557	136			851	2,559	806	
Alaska.....			17					54		
Venezuela.....										
Total.....	2,273	9,349	7,136	80,014	21,375		5,753	28,917	20,375	346,333
RECAPITULATION.										
British Empire.....	108	90	71	443	4,492		698	292	245	39,166
Foreign Countries.....	2,165	9,259	7,065	79,571	16,883		5,055	28,625	20,130	345,158

SPRITS—WOOD ALCOHOL.

	Gal.	Gal.	Gal.	Gal.	Gal.	Gal.	\$	\$	\$	\$
United Kingdom.....										
United States.....	5	27	59				3	20	30	
Total.....	5	27	59				3	20	39	
RECAPITULATION.										
British Empire.....	5	27	59				3	20	30	
Foreign Countries.....										

OTHER SPIRITS, N.O.P.

	Gal.	Gal.	Gal.	Gal.	Gal.	Gal.	\$	\$	\$	\$
United Kingdom.....	104						303			
Bermuda.....						798				1,288
British West Indies.....			38						110	300
Hong Kong.....						24				
Newfoundland.....	55		10				291		50	637
China.....						126				

No. 21 Exports of Foreign Produce, by Articles and Countries, during Fiscal Years ended March 31, 1915-1919—*Con.*

Exported to—	1915	1916	1917	1918	1919	Exported to—	1915	1916	1917	1918	1919
BEVERAGES, SPIRITS, ETC.—Continued.											
SPIRITS AND WINES—Continued.											
OTHER SPIRITS, N. O. P.—Continued.											
France						France					
St. Pierre and Miquelon						St. Pierre and Miquelon					
Japan						Japan					
Mexico						Mexico					
United States						United States					
Alaska						Alaska					
Total	900	498	719	1,035	1,192	Total	1,038	1,371	1,820	14,032	9,579
RECAPITULATION.											
British Empire	159		48		732	British Empire	594		160		1,588
Foreign Countries	741	408	671	1,035	5,060	Foreign Countries	1,344	1,371	1,660	14,032	7,991
Total Spirits											
United Kingdom	180	749	191		93	United Kingdom	492	600	153		76
Bermuda		3			798	Bermuda		18			1,288
British Guiana					290	British Guiana					650
British Oceania					265	British Oceania					1,830
Australia						Australia					
British West Indies	22		119		300	British West Indies	71		458		514
Hong Kong	16				1,254	Hong Kong	47				37,730
Newfoundland	343	319	741	1,182	456	Newfoundland	949	403	761	2,147	1,128
Argentine Republic					5	Argentine Republic					25
Brazil			2		19,150	Brazil			4		109,656
China					3	China					20
Cuba			1		3	Cuba			5		
Denmark						Denmark					
Greenland, Iceland, etc					9	Greenland, Iceland, etc					41
France			2,988		3	France	2,129		1,487		17
French West Indies	6,014	5,143	3,351	3,653	17	French West Indies		2,609	2,850	2,507	152
St. Pierre and Miquelon		2		765	112	St. Pierre and Miquelon		8		697	2,440
Japan						Japan					
Mexico			71		977	Mexico			179		3,774
Russia			29		11	Russia					111
United States	14,765	27,510	19,678	167,948	2,988	United States	16,812	49,817	37,029	416,119	9,168
Alaska	473	531	1,325	418		Alaska	1,525	1,481	1,918	1,475	
Venezuela			17			Venezuela			54		
Total	21,783	34,269	28,423	113,666	29,600	Total	22,025	46,074	48,000	453,459	167,975
RECAPITULATION.											
British Empire	531	1,652	967	1,482	6,006	British Empire	1,550	1,021	1,372	2,661	42,742
Foreign Countries	21,252	33,217	27,456	112,184	23,594	Foreign Countries	20,546	45,053	46,628	459,798	125,233

SESSIONAL PAPER No. 10b

WINES.

	Gal.	Gal.	Gal.	Gal.	Gal.	Gal.	\$	\$	\$	\$	\$	\$
	1	2	1	2	1	2	872	169	60	527	56	189
United Kingdom.....	1,104	1,000	18	1,000			1,657					
Bermuda.....	18	32										
British Guiana.....	97	693										
British West Indies.....		166										
Hong Kong.....	52	30										
Newfoundland.....	50	16										
China.....	16											
France.....												
French West Indies.....												
St. Pierre and Miquelon.....												
Russia.....	4,702	5,593					45,777	40,385				
United States.....	30	66					656	394				
Alaska.....												
Total.....	6,218	13,199	5,784	13,184			49,302	40,798	73,354	42,502	11,851	
RECAPITULATION.												
British Empire.....	1,331	1,725	185	1,121			1,686	900	7,602	654	2,301	
Foreign Countries.....	4,887	11,474	5,599	12,063			47,616	45,898	66,352	41,908	9,550	

TOTAL SPIRITS AND WINES.

	Gal.	Gal.	Gal.	Gal.	Gal.	Gal.	\$	\$	\$	\$	\$	\$
	1	2	1	2	1	2	364	187	518	608	153	20
United Kingdom.....	1,344	1,04	731	1,04	43	708	1,364	180	1,657			
Bermuda.....	18	32					107					
British Guiana.....	97	693										
British Oceania.....												
Australia.....												
British West Indies.....	22	151					71		518		514	
Hong Kong.....	16	1,437					47		6,646		2,776	
Newfoundland.....	365	2,298					1,476					
Argentine Republic.....												
Brazil.....	59	2										
China.....												
Cuba.....												
Denmark.....												
Greenland, Iceland, etc.....	16	2,988										
France.....	6,014	3,391	5,143	3,391	189	1,487			1,487			
French West Indies.....												
St. Pierre and Miquelon.....												
Japan.....												
Mexico.....												
Russia.....	19,327	31,049	31	31,049	118	111	63,528	86,362	102,797	4,141	4,141	
United States.....	523	1,301	567	1,301	432	4,551	2,181	1,845	5,475	1,715	1,715	
Alaska.....												
Venezuela.....												
Total.....	28,001	41,622	40,633	41,622	129,850	32,322	71,327	92,872	121,954	496,021	179,826	
RECAPITULATION.												
British Empire.....	1,862	2,692	1,237	2,692	6,296	6,296	3,245	1,930	8,974	3,315	45,043	
Foreign Countries.....	26,139	38,930	38,816	38,930	26,026	26,026	68,082	90,942	112,980	492,706	134,783	

No. 21—Exports of Foreign Produce, by Articles and Countries, during Fiscal Years ended March 31, 1915-1919—Con.

Exported to—	1915	1916	1917	1918	1919	Exported to—	1915	1916	1917	1918	1919
RECAPITULATION—BEVERAGES, SPIRITS, ETC.											
United Kingdom.....	\$ 2,371	\$ 688	\$ 153	\$ 20	\$ 76	French West Indies.....				\$ 86	\$ 17
Bermuda.....	180	187	1,657		1,288	St. Pierre and Miquelon.....		2,609	2,877	3,735	194
British Guiana.....	107				630	Japan.....	8			697	2,440
British Oceania—						Mexico.....			170		
Australia.....				10	1,850	Russia.....	118	118			4,111
British West Indies.....	71		518	513	39,916	United States.....	70,756	90,515	110,358	489,764	16,569
Hong Kong.....	47			5		Alaska.....	2,255	2,025	7,288	1,740	
Newfoundland.....	1,488	1,135	6,646	8,313	7,253	Venezuela.....			54		
Argentina Republic.....					25	Total.....	79,648	97,285	131,328	504,985	186,325
Brazil.....	55		4		111,815	RECAPITULATION.....					
Cuba.....			5		29	United Kingdom.....	4,264	2,010	8,974	8,963	151,033
Denmark.....					11	Foreign Countries.....	75,384	95,275	122,354	406,022	35,292
Greenland, Iceland, etc.....	189		1,187								
France.....											

BONES.

	Cwt.	Cwt.	Cwt.	Cwt.	Cwt.
United Kingdom.....	455				
United States.....	1,740				
Total.....	2,195				
RECAPITULATION.....					
United Kingdom.....	455				
Foreign Countries.....	1,740				

BOOKS, PAPER, STATIONERY, ETC.
BOOKS, PAMPHLETS, MAPS, ETC.

	\$	\$	\$	\$	\$	\$
United Kingdom.....	68,532	12,119	3,256	998	2,191	15,734
Bermuda.....	2					
British Africa, South.....	5					
British East Indies—						
India.....	15	50		10	10	
British Guiana.....						
British Oceania—						
Australia.....	433	12	36	402	49	253
Fiji.....				70		
New Zealand.....	55	4		281		
British West Indies.....	95			5		
Barbados.....						
Trinidad and Tobago.....	779	461	1,298	713	8	185
Newfoundland.....				1,937		
Brazil.....			185			
China.....	20					
Denmark.....						
Greenland, Iceland, etc.....				693		
Total.....	68,532	12,119	3,256	998	2,191	15,734
RECAPITULATION.....						
United Kingdom.....	68,532	12,119	3,256	998	2,191	15,734
Foreign Countries.....						
France.....						
St. Pierre and Miquelon.....						
Germany.....						
Japan.....						
Mexico.....						
Peru.....						
United States.....						
Alaska.....						
Hawaii.....						
Philippine Islands.....						
Total.....	233,741	128,266	153,125	167,028	167,028	138,755
RECAPITULATION.....						
British Empire.....	69,916	12,646	4,563	2,198	4,563	4,200
Foreign Countries.....	163,825	115,620	148,022	148,022	148,022	134,555

No. 21—Exports of Foreign Produce, by Articles and Countries, during Fiscal Years ended March 31, 1915-1919—*Con.*

Exported to—	1915	1916	1917	1918	1919	Exported to—	1915	1916	1917	1918	1919
RECAPITULATION—BOOKS, PAPER, STATIONERY, ETC.											
United Kingdom	\$ 74,028	\$ 18,989	\$ 7,545	\$ 4,072	\$ 8,956	France	\$ 4,309	\$	\$	\$	\$ 16,534
Bermuda	149		19	65	200	St. Pierre and Miquelon		30	24	40	19
British Africa, South	5			665		Germany	236				
British East Indies—						Japan			253		275
India	15			10	100	Mexico		175			
British Guiana	52	50	465		4	Peru				1,695	
British Oceania—						Russia			259		
Australia	649	22	61	475	1,215	United States	240,337	245,142	263,423	257,071	357,512
Fiji	1,557	126	60	70	281	Alaska	825	119		55	3,100
New Zealand	95	910	572	138	18,149	Hawaii		8			
British West Indies—					122	Philippine Islands				185	
Barbados					79	Total	923,921	936,123	975,616	268,965	408,636
Trinidad and Tobago			2,393	1,110	1,620						
Newfoundland	1,644	1,082		145							
Argentina Republic				1,857	140						
Brazil			185								
China	20										
Denmark					693						
Greenland, Iceland, etc.											
						RECAPITULATION					
						British Empire	78,194	80,649	11,385	6,905	31,036
						Foreign Countries	245,727	245,474	264,231	202,060	377,610

BRICKS, CLAYS AND TILES.

BRICKS

	M	M.	M.	M.	M.		\$	\$	\$	\$	\$
United Kingdom						United Kingdom					
Bermuda						Bermuda		76			
United States	22	5				United States	224				
Total	22	5				Total	224	76			
RECAPITULATION											
British Empire						British Empire					
Foreign Countries						Foreign Countries					

CLAY MANUFACTURES

	\$	\$	\$	\$	\$		\$	\$	\$	\$	\$
United Kingdom						United States	985	1,047	453	812	9,290
British West Indies			110			Total	985	1,047	566	1,532	7,037
Barbados					3						
Bermuda											
Trinidad and Tobago					135						
Other			720		608						
Newfoundland						RECAPITULATION					
France						British Empire	985	1,047	110	720	747
St. Pierre and Miquelon			4			Foreign Countries			450	812	6,290

No. 21 Exports of Foreign Produce, by Articles and Countries, during Fiscal Years ended March 31, 1915-1919—*Cont.*

Exported to—	1915	1916	1917	1918	1919	Exported to—	1915	1916	1917	1918	1919
COAL, COKE, ETC.											
CHARCOAL											
United Kingdom.....	\$	\$	\$	\$	\$	RECAPITULATION:	\$	\$	\$	\$	\$
United States.....		550				British Empire.....					
Total.....		550				Foreign Countries.....		550			100
CINDERS.											
United Kingdom.....	\$	\$	\$	\$	\$	RECAPITULATION:	\$	\$	\$	\$	\$
United States.....		11	55			British Empire.....					
Total.....		11	55			Foreign Countries.....		11	55		
COAL.											
United Kingdom.....	Ton.	Ton.	Ton.	Ton.	Ton.	RECAPITULATION:	Ton.	Ton.	Ton.	Ton.	Ton.
British West Indies.....	15	7,561				United Kingdom.....		100			
Newfoundland.....	30	539				British West Indies.....		180			
Denmark.....	471		561	66	178	Newfoundland.....		3,660			
Greenland, Iceland, etc.....					6	Denmark.....					78
France.....		10,493		65	2	France.....		13,566			29
St. Pierre and Miquelon.....		47,712		48,909	69,518	St. Pierre and Miquelon.....		73,692		177,699	297,143
United States.....	88,136	54,278	15	21		United States.....		75,692		187	
Alaska.....						Alaska.....		296			
Total.....	88,642	62,378	54,859	49,063	69,701	Total.....	162,274	132,778	92,783	179,644	210,461
						RECAPITULATION:	\$	\$	\$	\$	\$
British Empire.....	508	8,100	561	66	178	British Empire.....		57,086		872	3,211
Foreign Countries.....	88,136	54,278	54,278	48,905	69,529	Foreign Countries.....		75,692		178,472	207,250

No. 21—Exports of Foreign Produce, by Articles and Countries, during Fiscal Years ended March 31, 1915-1919—*Con.*

Exported to—	1915	1916	1917	1918	1919	Exported to—		1915	1916	1917	1918	1919
United Kingdom.....	Lb.	Lb.	Lb.	Lb.	Lb.	United Kingdom.....	\$	\$	\$	\$	\$	\$
Newfoundland.....	360					Newfoundland.....		9				
France—						France—			13			
St. Pierre and Miquelon.....	2,000			1,682,600		St. Pierre and Miquelon.....					29,500	
United States.....						United States.....						
Total.....	360	2,000		1,682,600		Total.....	9	13		20,500		
RECAPITULATION.												
British Empire.....	360	2,000		1,682,600		British Empire.....	9					
Foreign Countries.....						Foreign Countries.....			13		20,500	

DRUGS, DYES, CHEMICALS AND MEDICINES—Continued
ACID, SULPHURIC.

CASEIN.

United Kingdom.....	Lb.	Lb.	Lb.	Lb.	Lb.	United Kingdom.....	\$	\$	\$	\$	\$	\$
United States.....					32,643	United States.....						6,936
Total.....					32,643	Total.....						6,936
RECAPITULATION.												
British Empire.....					32,643	British Empire.....						6,936
Foreign Countries.....						Foreign Countries.....						

DYE STUFFS.

United Kingdom.....	\$	\$	\$	\$	\$	United Kingdom.....	\$	\$	\$	\$	\$	\$
Newfoundland.....	47	3,580	21,882	47	20,905	Newfoundland.....						
United States.....	45,972	8,068	12,811	14,453	47	United States.....	47	3,613	22,894	473	14,453	20,905
Total.....	46,019	11,681	35,765	11,926	20,905	Total.....	45,972	8,068	12,811	14,453		
RECAPITULATION.												
British Empire.....					20,905	British Empire.....						
Foreign Countries.....						Foreign Countries.....						

SESSIONAL PAPER No. 10b

EXTRACT OF HEMLOCK BARK.

	Barrel.	Barrel.	Barrel.	Barrel.	Barrel.	\$	\$	\$	\$
United Kingdom.....									
Newfoundland.....								122	
United States.....								1,926	
Total.....								2,048	
RECAPITULATION.									
British Empire.....								122	
Foreign Countries.....								1,926	

GUM, CHICLE.

	Lb.	Lb.	Lb.	Lb.	Lb.	\$	\$	\$	\$
United Kingdom.....	10,000								
British Oceania—									
Australia.....	2,214							1,107	
United States.....	323,093	221,831	2,832	1,140		125,972	112,840	1,890	555
Total.....	333,093	234,045	3,371	1,140		130,972	118,947	2,078	555
RECAPITULATION.									
British Empire.....	10,000	12,214	539			5,000	6,107	188	
Foreign Countries.....	323,093	221,831	2,832	1,140		125,972	112,840	1,890	555

SENEGA ROOT.

	Lb.	Lb.	Lb.	Lb.	Lb.	\$	\$	\$	\$
United Kingdom.....									
United States.....									
Total.....									
RECAPITULATION.									
British Empire.....									
Foreign Countries.....									

OTHER DRUGS, DYES, CHEMICALS AND MEDICINES.

	\$	\$	\$	\$	\$	\$	\$	\$	\$
United Kingdom.....	23,533								
Bermuda.....	24								
British Africa, South.....									
British East Indies—									
India.....									
British Guiana.....									
British Oceania—									
Australia.....	107,948								
Fiji.....	40								
New Zealand.....	9,367								
British West Indies.....									
Jamaica.....									
Total.....	23,533	107,948	47,166	18,375	53,605	1,098	2,143	1,355	91,741
British Empire.....	24	40	294	7	321	250	149	35	78
Foreign Countries.....									

No. 21—Exports of Foreign Produce, by Articles and Countries, during Fiscal Years ended March 31, 1915-1919.—*Con.*

Exported to—	1915	1916	1917	1918	1919	Exported to—	1915	1916	1917	1918	1919
British West Indies— <i>Con.</i>											
Trinidad and Tobago.....		15			117	Russia.....			36,892		
Hong Kong.....	4,810	1,338	2,586	4,438	5,709	United States.....	214,684	221,387	323,641	514,804	538,661
Newfoundland.....	2,271					Alaska.....				133	
Belgium.....		5			22	Hawaii.....	100				
China.....						Total.....	358,532	354,051	417,348	539,818	715,657
France.....	57,891	11,920	3,300	281	968	RECAPITULATION.					
St. Pierre and Miquelon.....	303	246		292		British Empire.....	28,502	120,076	53,490	24,338	156,600
Germany.....	1,104				11,514	Foreign Countries.....	330,030	233,975	363,858	515,480	559,057
Japan.....					8,362						
Netherlands.....	53,629										
Portugal—	48										
Portuguese Africa.....		417									

DRUGS, DYES, CHEMICALS AND MEDICINES—*Concluded.*
OTHER DRUGS, DYES, CHEMICALS AND MEDICINES. *Concluded.*

RECAPITULATION—DRUGS, DYES, CHEMICALS AND MEDICINES.

United Kingdom.....	28,533	116,537	69,216	18,375	53,605	St. Pierre and Miquelon.....					
Borneo.....	24	940		7	321	Germany.....	303	259	25	262	468
British Africa, South.....						Italy.....	1,104				11,544
British East Indies.....		9,387	291			Japan.....	53,629				8,362
India.....					3,096	Netherlands.....	48				
British Oceania—						Portugal—					
Australia.....			1,152			Portuguese Africa.....		417			
New Zealand.....			2,143		91,741	Russia.....			36,892		
Fiji.....						United States.....	386,628	343,454	340,268	531,937	566,502
British West Indies.....	135				1,969	Alaska.....				133	
Jamaica.....		250	149		72	Hawaii.....	100				
Trinidad and Tobago.....					117	Total.....	535,532	485,851	457,179	577,424	743,588
Hong Kong.....	4,866	1,362	3,740	4,961	5,709	RECAPITULATION.					
Newfoundland.....	2,271					British Empire.....	33,558	129,796	76,694	24,311	156,600
China.....		5			22	Foreign Countries.....	501,974	356,055	389,485	522,613	586,988
France.....	57,891	11,920	3,300	281							

SESSIONAL PAPER No. 10b

EARTHENWARE.

United Kingdom.....	\$ 576	\$ 253	\$ 135	\$ 17	\$	\$	\$	\$	\$	\$
British Oceania—										
New Zealand.....										
British West Indies.....		237		50						
Barbados.....										
Jamaica.....										
Trinidad and Tobago.....										
Other.....					63					
Hong Kong.....					12					
Newfoundland.....	7		106	957	489					
Austria-Hungary.....	16				5,790					
China.....										
Costa Rica.....				2,055						
Cuba.....			64	8						
France—										
St. Pierre and Miquelon.....										
United States.....										
Alaska.....										
Total.....						7,175	6,492	5,185	6,374	9,703
RECAPITULATION.										
British Empire.....						583	490	250	1,024	6,264
Foreign Countries.....						6,592	6,002	4,935	5,350	3,439

ELECTRIC APPARATUS.

United Kingdom.....	\$ 13,227	\$ 29,544	\$ 6,602	\$ 3,904	\$ 865	\$	\$	\$	\$	\$
British East Indies—										
India.....				234						
British Oceania—										
Australia.....	1,345	1,027	584							
New Zealand.....					924					
British West Indies.....		15								
Hong Kong.....	486	1,400								
Newfoundland.....		1,094	1,721							
Belgium.....	30			1,334	2,631					
Chile.....										
France.....		76		65,000						
St. Pierre and Miquelon.....		170	10	50						
United States.....										
Alaska.....										
Total.....						224,581	242,412	220,701	390,662	274,717
RECAPITULATION.										
British Empire.....						15,058	34,900	8,917	5,472	1,309
Foreign Countries.....						209,523	209,422	211,784	385,190	273,327

EXPLOSIVES.
CARTRIDGES, GUN, RIFLE AND PISTOL.

United Kingdom.....	\$ 370	\$ 12	\$ 41	\$ 350	\$	\$	\$	\$	\$	\$
Newfoundland.....		419								
Denmark.....				29						
Greenland, Iceland, etc.....										
Korea.....		621	180,926	195,476	32,643					
United States.....	1,545				195,534					
Alaska.....		25								
Total.....		1,077	180,967	195,846	228,177					
RECAPITULATION.										
British Empire.....						370	431	41	350	228,177
Foreign Countries.....						1,535	646	180,926	195,496	

No. 21—Exports of Foreign Produce, by Articles and Countries, during Fiscal Years ended March 31, 1915-1919—*Con.*

Exported to—	1915	1916	1917	1918	1919	Exported to—	1915	1916	1917	1918	1919
EXPLOSIVES—Concluded.											
EXPLOSIVES AND FULMINATES, N. O. P.											
United Kingdom.....	\$	\$	\$	\$	\$		\$	\$	\$	\$	\$
British West Indies.....			438			RECAPITULATION.					
Newfoundland.....	165		86,360		146	British Empire.....	165			438	146
Japan.....			11,685		404,028	Foreign Countries.....	17,870	10,501	79,552	117,219	502,073
Korea.....		10,501	79,270		282						
United States.....	17,870		282								
Alaska.....		10,501	79,552		502,219						
Total.....	18,035	10,501	79,552	117,657	502,219						
RECAPITULATION—EXPLOSIVES.											
United Kingdom.....	\$	\$	\$	\$	\$		\$	\$	\$	\$	\$
British West Indies.....	370	12	438	438	146	Alaska.....			25	282	
Newfoundland.....	165	419	41			Total.....	19,940	11,578	260,519	313,503	730,306
Denmark.....				20		RECAPITULATION.					
Greenland, Iceland, etc.....					86,360	British Empire.....	535	431	41	788	146
Japan.....				312,695	599,562	Foreign Countries.....	19,405	11,147	260,475	312,715	730,250
Korea.....	19,405	11,122	260,196								
United States.....											
FERTILIZERS.											
MANUFACTURED FERTILIZERS.											
United Kingdom.....	\$	\$	\$	\$	\$		\$	\$	\$	\$	\$
Newfoundland.....	7,000	30				RECAPITULATION.					
United States.....	255	28,031	832	4,620	2,211	British Empire.....	7,000	30	30		
Total.....	7,255	28,061	832	4,620	2,211	Foreign Countries.....	255	28,031	832	4,620	2,211
PHOSPHATES.											
United Kingdom.....	Ton.	Ton.	Ton.	Ton.	Ton.		\$	\$	\$	\$	\$
United States.....			1			United Kingdom.....					
Total.....			1			United States.....					32
RECAPITULATION.											
British Empire.....						Total.....					32
Foreign Countries.....						RECAPITULATION.					
						British Empire.....					
						Foreign Countries.....					32

No. 21—Exporters of Foreign Produce, by Articles and Countries, during Fiscal Years ended March 31, 1915-1919—*Con.*

Exported to—	1915	1916	1917	1918	1919	Exported to—	1915	1916	1917	1918	1919
FOODSTUFFS—Continued.											
BREADSTUFFS—Continued.											
GRAIN—Continued.											
Beans.											
United Kingdom	Bush.	Bush.	Bush.	Bush.	Bush.	United Kingdom	\$	\$	\$	\$	\$
Bermuda	70	21	19	416	363	Bermuda	111	96	45	2,390	1,584
British Guiana	19	19	2	8	42	British Guiana		38			165
British West Indies						British West Indies			9	33	171
Barbados					30	Barbados					
Jamaica						Jamaica					
Trinidad and Tobago						Trinidad and Tobago					136
Other					26	Other					
Newfoundland	1,855	1,048	126	267	9,120	Newfoundland	2,725	3,866	534	1,005	43,857
France	27			110	159	France	39			475	891
St. Pierre and Miquelon					603	St. Pierre and Miquelon					2,295
Russia	2,310	335	19,392	8,421	32,335	Russia	4,547	828	50,992	34,960	162,619
United States						United States					
Total	4,262	1,423	19,530	9,252	47,595	Total	7,422	4,828	51,580	38,703	211,028
RECAPITULATION.											
British Empire	1,925	1,088	147	691	9,598	British Empire	2,836	4,000	588	3,268	45,913
Foreign Countries	2,337	335	19,392	8,551	32,997	Foreign Countries	4,586	828	50,992	35,435	165,115

Corn.

United Kingdom	Bush.	Bush.	Bush.	Bush.	Bush.	United Kingdom	\$	\$	\$	\$	\$
Newfoundland	190,852	4,498,634	2,561,322	2,561,322	2,352	Newfoundland	143,800	4,499,178	4,529,101	4,469	4,469
France				436		France				1,015	
St. Pierre and Miquelon					161	St. Pierre and Miquelon				364	79,544
Italy	34,030	13,946	833	6,282	39,772	Italy					9,796
United States					5,020	United States	21,954	530	10,170		
Total	34,030	204,798	4,498,567	2,571,291	47,714	Total	21,954	4,499,708	4,540,650	93,803	
RECAPITULATION.											
British Empire	190,852	4,498,634	2,561,758	2,561,758	2,352	British Empire	143,800	4,499,178	4,530,116	4,469	4,469
Foreign Countries	13,946	833	6,443	6,443	45,392	Foreign Countries	11,100	530	10,534	89,334	

SESSIONAL PAPER No. 10b

Oats.

	Bush.	Bush.	Bush.	Bush.	Bush.	Bush.	\$	\$	\$	\$	\$	
United Kingdom	1,819,924				14,989,626		820,352			238,561	147,283	12,152,482
Belgium	188,051		350,529		201,971		88,099			146,512	201,852	5,686,253
France	86,000		227,000		355,553		47,299			36		758,122
St. Pierre and Miquelon			40									
Italy												
Netherlands	529,475		1,939		829,417		223,650			991		70,399
United States	2,069		10,586		95,783		618			15,967	235	
Alaska					105							
Total	2,616,207		589,864		557,829		1,180,018			63,921	409,370	18,067,256
RECAPITULATION.												
British Empire	1,819,924		350,529		201,971		820,352				147,283	12,152,482
Foreign Countries	796,283		239,335		355,858		359,666			63,921	262,087	6,514,774

Pease, Whole.

	Bush.	Bush.	Bush.	Bush.	Bush.	Bush.	\$	\$	\$	\$	\$	
United Kingdom												
Bermuda												142,550
British West Indies												2,622
Newfoundland	222		17		362							
France												
St. Pierre and Miquelon												
Russia	30		2,705		3,966		49					48,872
United States												
Total	252		2,726		4,337		388			5,919	11,781	198,899
RECAPITULATION.												
British Empire	222		19		362		339				2,350	148,282
Foreign Countries	30		2,707		3,975		49				9,434	50,617

Pease, Split.

	Bush.	Bush.	Bush.	Bush.	Bush.	Bush.	\$	\$	\$	\$	\$	
United Kingdom												
Newfoundland	199		77									196
St. Pierre and Miquelon	2											
Russia												
United States												
Total	201		77		208		150			196		938
RECAPITULATION.												
British Empire	199		77		208		147					196
Foreign Countries	2						3					938

No. 21--Exports of Foreign Produce, by Articles and Countries during Fiscal Years ended March 31, 1915-1919--*Con.*

Exported to—	1915	1916	1917	1918	1919	Exported to—	1915	1916	1917	1918	1919
	Bush.	Bush.	Bush.	Bush.	Bush.		\$	\$	\$	\$	\$
United Kingdom.....	17,142	360,637	80,588	192,280	11,999	United Kingdom.....	11,999	392,278	175,045	348,027	
Denmark.....	79,899	71,902	Denmark.....	71,902	
Netherlands.....	261,531	40,606	193,790	Netherlands.....	193,790	87,281	
United States.....	United States.....	
Total.....	558,572	360,637	130,194	192,280	277,691	Total.....	277,691	392,278	262,326	348,027	
RECAPITULATION.											
British Empire.....	17,142	360,637	80,588	192,280	11,999	British Empire.....	11,999	392,278	175,045	348,027	
Foreign Countries.....	341,430	40,606	265,692	Foreign Countries.....	265,692	87,281	

Rye.

Wheat.

United Kingdom.....	20,909,254	5,399,825	785,685	318,770	20,695,637	United Kingdom.....	20,695,637	8,217,914	1,142,682	3,615,734	709,517
British Africa, South.....	59,143	33,025	59,143	British Africa, South.....	59,143	41,826
Gibraltar.....	1,226,011	229,896	1,226,011	Gibraltar.....	1,226,011	364,478
Malta.....	40,000	39,200	Malta.....	39,200
Austria-Hungary.....	58,697	58,695	Austria-Hungary.....	58,695
Belgium.....	978,160	919,731	Belgium.....	919,731
Denmark.....	316,494	116,494	Denmark.....	116,494
France.....	3,868,113	1,343,316	3,830,894	France.....	3,830,894	2,259,859
Germany.....	645,996	626,218	Germany.....	626,218
Italy.....	1,362,220	2,856,224	158,605	1,311,759	Italy.....	1,311,759	4,156,891	237,907
Netherlands.....	3,235,662	471,359	3,149,127	Netherlands.....	3,149,127	707,639
Portugal.....	775,829	763,279	Portugal.....	763,279
Spain.....	246,590	246,500	Spain.....	246,500
Switzerland.....	590,626	Switzerland.....	751,300
United States.....	119,415	United States.....	165,240
Alaska.....	Alaska.....	17
Total.....	33,522,079	10,044,986	944,290	318,770	33,042,368	Total.....	33,042,368	16,615,687	1,380,589	3,615,751	709,517
RECAPITULATION.											
British Empire.....	22,234,408	5,653,746	785,685	318,770	22,020,291	British Empire.....	22,020,291	8,624,268	1,142,682	3,615,734	709,517
Foreign Countries.....	11,287,671	5,291,240	158,605	11,022,077	Foreign Countries.....	11,022,077	7,991,419	237,907

No. 21--Exports of Foreign Produce, by Articles and Countries, during Fiscal Years ended March 31, 1915-1919--*Con.*

Exported to--	1915	1916	1917	1918	1919	Exported to--	1915	1916	1917	1918	1919
FOODSTUFFS--Continued.											
BREADSTUFFS--Continued.											
GRAIN PRODUCTS--Concluded.											
Malt.											
United Kingdom.....	Bush.	Bush.	Bush.	Bush.	Bush.	United Kingdom.....	\$	\$	\$	\$	\$
Newfoundland.....	2,000	500	500	500	500	Newfoundland.....	2,009	525	525	525	525
Total.....	2,000	500	500	500	500	Total.....	2,009	525	525	525	525
RECAPITULATION.											
British Empire.....	2,000	500	500	500	500	British Empire.....	2,009	525	525	525	525
Foreign Countries.....						Foreign Countries.....					
Wheat Flour.											
United Kingdom.....	Barrel.	Barrel.	Barrel.	Barrel.	Barrel.	United Kingdom.....	\$	\$	\$	\$	\$
Malta.....	1,090	600	600	600	600	Malta.....	3,564	4,500	4,500	4,500	4,500
Newfoundland.....					250	Newfoundland.....		4,500			
United States--					3	United States--	162				52
Alaska.....	35					Alaska.....					
Total.....	1,125	600	600	600	250	Total.....	3,726	4,500	4,500	4,500	3,000
RECAPITULATION.											
British Empire.....	1,090	600	600	600	250	British Empire.....	3,564	4,500	4,500	4,500	3,000
Foreign Countries.....	35				3	Foreign Countries.....	162				52
Other Meal, n.o.p.											
United Kingdom.....	Barrel.	Barrel.	Barrel.	Barrel.	Barrel.	United Kingdom.....	\$	\$	\$	\$	\$
United States.....			4		7	United States.....			43		65
Total.....			4		7	Total.....			43		66
RECAPITULATION.											
British Empire.....					7	British Empire.....					66
Foreign Countries.....			4		7	Foreign Countries.....			43		66

No. 21--Exports of Foreign Produce, by Articles and Countries, during Fiscal Years ended March 31, 1915-1919--*Con.*

Exported to--	1915	1916	1917	1918	1919	Exported to--	1915	1916	1917	1918	1919
FOODSTUFFS--Continued.											
BREADSTUFFS--Concluded.											
BREADSTUFFS, OTHER THAN GRAIN AND GRAIN PRODUCTS--Concluded.											
Rice.											
United Kingdom.....	Lb. 1,120	Lb. 15,456	Lb. 2,272	Lb. 45,064	Lb. 231,288	United Kingdom.....	\$ 47	\$ 471	\$ 118	\$ 3,904	\$ 18,017
Bermuda.....	Bermuda.....
British Honduras.....	British Honduras.....
British West Indies.....	Lb. 4,386	Lb. 224	Lb. 507	British West Indies.....	\$ 121	\$ 9
Barbados.....	Barbados.....
Jamaica.....	Jamaica.....
Trinidad and Tobago.....	Trinidad and Tobago.....
Other.....	Other.....
Newfoundland.....	Lb. 6,832	Lb. 4,600	Lb. 1,882	Lb. 1,131	Lb. 161,480	Newfoundland.....	\$ 115	\$ 156	\$ 85	\$ 76	\$ 12,901
Chile.....	Chile.....
Colombia.....	Colombia.....
Cuba.....	Lb. 100,000	Lb. 291,200	Lb. 460,288	Lb. 497,805	Cuba.....	\$ 3,175	\$ 8,756
Denmark.....	Lb. 3,373,181	Denmark.....	\$ 6,261	\$ 100,129
Greenland, Iceland, etc.....	Greenland, Iceland, etc.....
France--	Lb. 400	France--
St. Pierre and Miquelon.....	Lb. 334	Lb. 40	Lb. 3,610	Lb. 1,320	Lb. 3,072	St. Pierre and Miquelon.....	\$ 12	\$ 2	\$ 160	\$ 83	\$ 296
Mexico.....	Lb. 60,090	Mexico.....
Montenegro.....	Lb. 4,480	Montenegro.....	\$ 108
San Domingo.....	Lb. 60,000	San Domingo.....
United States.....	Lb. 624,230	Lb. 617,000	Lb. 756,223	Lb. 467,850	Lb. 1,225,410	United States.....	\$ 23,401	\$ 16,992	\$ 17,935	\$ 32,883	\$ 51,798
Total.....	Lb. 636,002	Lb. 741,576	Lb. 1,055,441	Lb. 976,263	Lb. 5,920,267	Total.....	\$ 23,726	\$ 20,901	\$ 21,371	\$ 51,220	\$ 218,637
RECAPITULATION.											
British Empire.....	Lb. 12,338	Lb. 20,056	Lb. 4,378	Lb. 45,805	Lb. 600,696	British Empire.....	\$ 313	\$ 637	\$ 212	\$ 4,263	\$ 48,445
Foreign Countries.....	Lb. 624,564	Lb. 721,520	Lb. 1,051,063	Lb. 929,458	Lb. 5,259,571	Foreign Countries.....	\$ 23,413	\$ 20,277	\$ 24,359	\$ 49,966	\$ 170,212

Rice Meal.

United Kingdom.....	Lb.	Lb.	Lb.	Lb.	Lb.	United Kingdom.....	\$	\$	\$	\$	\$
Newfoundland.....	Newfoundland.....
China.....	Lb. 42,037	Lb. 36	China.....	\$ 4
United States.....	Lb. 3,000	Lb. 100	United States.....	\$ 183	\$ 15
Total.....	Lb. 45,037	Lb. 136	Total.....	\$ 15,975	\$ 19
RECAPITULATION.											
British Empire.....	Lb. 42,037	Lb.	British Empire.....	\$ 15,702
Foreign Countries.....	Lb. 3,000	Lb. 136	Foreign Countries.....	\$ 183	\$ 19

No. 21 - Exports of Foreign Produce, by Articles and Countries, during Fiscal Years ended March 31, 1915-1919 - *Con.*

Exported to—	1915	1916	1917	1918	1919	Exported to—	1915	1916	1917	1918	1919
FOODSTUFFS—Continued.											
COFFEE											
United Kingdom.....	Lb. 200	Lb. 2,000	Lb. 70	Lb. 50	Lb. 569	United Kingdom.....	\$ 64	\$ 500	\$ 20	\$	\$
Bermuda.....			50			Bermuda.....			22		143
British West Indies.....		10			432	British West Indies.....		4			157
Barbados.....					200	Barbados.....					71
Jamaica.....					818	Jamaica.....					310
Trinidad and Tobago.....					1,112	Trinidad and Tobago.....					401
Other.....	244	329	485	475	140	Other.....	58	114	117	145	37
Newfoundland.....						Newfoundland.....					240
China.....					800	China.....					
Denmark.....						Denmark.....					
Greenland, Iceland, etc.....						Greenland, Iceland, etc.....					
France.....	517		1,132	800		France.....			225	170	
St. Pierre and Miquelon.....	30,873	20,754	427,855	47,611	458,916	St. Pierre and Miquelon.....	134	4,301	43,356	4,888	79,315
United States.....				220		United States.....	5,769				77
Alaska.....						Alaska.....					
Total.....	37,834	23,684	429,592	49,106	462,948	Total.....	6,025	4,919	43,710	5,280	80,674
RECAPITULATION.											
British Empire.....	444	2,330	665	475	3,092	British Empire.....	122	618	159	145	1,082
Foreign Countries.....	37,390	20,754	428,987	48,631	459,856	Foreign Countries.....	5,903	4,301	43,581	5,135	79,592

FISH.

CODFISH, HADDOCK, LING AND POLLOCK, DRY-SALTED.

Exported to—	1915	1916	1917	1918	1919	Exported to—	1915	1916	1917	1918	1919
RECAPITULATION.											
British Empire.....	3,839	246	39	229	4,145	British Empire.....	23,111	1,145	269	1,428	19,440
Foreign Countries.....	5,445	12,871	13,290	4,809	95,211	Foreign Countries.....	27,781	95,211	111,063	19,440	

Exported to—	1915	1916	1917	1918	1919	Exported to—	1915	1916	1917	1918	1919
United Kingdom.....	Cwt. 187	Cwt. 58	Cwt. 17	Cwt. 17	Cwt. 295	United Kingdom.....	\$ 1,048	\$ 295	\$ 120	\$	\$
British Guiana.....	3,652	188	22	229	830	British Guiana.....	22,003	81,904	34,225	1,428	
British West Indies.....	133	11,009	3,869	809	4,902	British West Indies.....	517	4,902	38,914	5,055	
Brazil.....	4,283	636	4,951			Brazil.....	21,451	175			
Cuba.....	112	25				Cuba.....	730				
Italy.....						Italy.....					
Netherlands.....	101					Netherlands.....	405				
Dutch Guiana.....	505					Dutch Guiana.....	3,047				
Panama.....	311	824	4,389	4,000	5,708	Panama.....	1,521	5,708	37,918	14,385	
United States.....			81		2,462	United States.....		2,462	576		
Porto Rico.....						Porto Rico.....					
Total.....	9,284	13,117	13,329	5,038	66,356	Total.....	50,892	66,356	111,023	20,808	
RECAPITULATION.											
British Empire.....	3,839	246	39	229	4,145	British Empire.....	23,111	1,145	269	1,428	19,440
Foreign Countries.....	5,445	12,871	13,290	4,809	95,211	Foreign Countries.....	27,781	95,211	111,063	19,440	

No. 21—Exports of Foreign Produce, by Articles and Countries, during Fiscal Years ended March 31, 1915-1919—*Con.*

Exported to—	1915	1916	1917	1918	1919	Exported to—	1915	1916	1917	1918	1919
FOODSTUFFS—Continued.											
FISH—Continued.											
CODFISH, HADDOCK, LING AND POLLOCK—WET SALTED.											
United Kingdom	Cwt.	Cwt.	Cwt.	Cwt.	Cwt.	United Kingdom	\$	\$	\$	\$	\$
United States	2,527	3,584	4,000	2,777	2,527	United States	8,057	9,600	20,000	16,948	
Total	2,527	3,584	6,777			Total	8,057	9,600	36,948		
RECAPITULATION.											
British Empire	2,527	3,584	4,000			British Empire	8,057	9,600	20,000		
Foreign Countries			2,777			Foreign Countries			16,948		
HALIBUT, FRESH.											
United Kingdom	Lb.	Lb.	Lb.	Lb.	Lb.	United Kingdom	\$	\$	\$	\$	\$
United States	473,475	29,800	25,300	2,777	2,527	United States	23,678	2,984	3,034	1,732	28,744
Total	473,475	30,600	2,127,400			Total	23,678	3,026	127,783	338,686	311,153
RECAPITULATION.											
British Empire	473,475	29,800	25,300			British Empire	23,678	2,984	3,034	1,732	28,744
Foreign Countries		800	2,102,100			Foreign Countries		42	127,783	338,686	311,153
HERRINGS, SEA, CANNED.											
United Kingdom	Lb.	Lb.	Lb.	Lb.	Lb.	United Kingdom	\$	\$	\$	\$	\$
British West Indies						British West Indies					150
Jamaica					500	Jamaica					40
China					240	China					
France						France					
St. Pierre and Miquelon					98	St. Pierre and Miquelon					31
United States						United States					
Total					838	Total					271
RECAPITULATION.											
British Empire					500	British Empire					150
Foreign Countries					338	Foreign Countries					121

SESSIONAL PAPER No. 10b

HERRINGS, CANNED.

	Lb.	Lb.	Lb.	Lb.	Lb.	Lb.	\$	\$	\$	\$
United Kingdom.....	1,900	6,500	50,400	4,100	131	13,160	452	510		
Bermuda.....			4,600			521				
British West Indies.....			72			8				
Newfoundland.....				625						
France—										
St. Pierre and Miquelon.....		36,750	500			15	2,674		178	
United States.....						55				
Total.....	1,900	43,250	55,920	4,725	131	13,759	3,126	688		
RECAPITULATION.										
British Empire.....	1,900	6,500	55,072	4,725	131	13,689	452	688		
Foreign Countries.....		36,750	548			70	2,674			

HERRINGS, FRESH OR FROZEN.

	Lb.	Lb.	Lb.	Lb.	Lb.	\$	\$	\$	\$	
United Kingdom.....	130,000	40,000	1,300			1,070				
United States.....										
Total.....	130,000	40,000	1,300			1,070				
RECAPITULATION.										
British Empire.....	130,000	40,000	1,300			1,070				
Foreign Countries.....										

HERRINGS, SEA, PICKLED.

	Cwt.	Cwt.	Cwt.	Cwt.	Cwt.	\$	\$	\$	\$	
United Kingdom.....	532	38,013	532			2,660				
United States.....			38,013			209,676				
Total.....	532	38,545	38,545			212,336				
RECAPITULATION.										
British Empire.....	532	38,013	38,013			2,660				
Foreign Countries.....						209,676				

HERRINGS, PICKLED.

	Barrel.	Barrel.	Barrel.	Barrel.	Barrel.	Barrel.	\$	\$	\$	\$
United Kingdom.....	20	5	240			21				
British Guiana.....	150	176	839			130				
British West Indies.....	99	49	541			250				
Newfoundland.....						24				
United States.....	4,686	7,686	17,985			63,344				
Porto Rico.....		100	794							
Total.....	4,964	8,076	19,695			43,061			167,000	
RECAPITULATION.										
British Empire.....	278	230	1,710			1,110			551	
Foreign Countries.....	4,686	7,846	17,985			41,951			167,000	

No. 21—Exporters of Foreign Produce, by Articles and Countries, during Fiscal Years ended March 31, 1915-1919—*Con.*

Exported to—	1915	1916	1917	1918	1919	Exported to—	1915	1916	1917	1918	1919
FOODSTUFFS—Continued.											
FISH—Continued.											
HERRING, SMOKE.											
United Kingdom.....	Lb.	Lb.	Lb.	Lb.	Lb.	United Kingdom.....	\$	\$	\$	\$	\$
United States.....	25,006	25,006				United States.....	1,000	1,000			
Total.....	25,006					Total.....	1,000				
REGULATION.											
British Empire.....		25,006				British Empire.....		1,000			
Foreign Countries.....						Foreign Countries.....					
LOBSTERS, CANNED.											
United Kingdom.....	Lb.	Lb.	Lb.	Lb.	Lb.	United Kingdom.....	\$	\$	\$	\$	\$
Newfoundland.....	19,056	63,848	12,288			Newfoundland.....	5,955	20,429	5,420		
France.....	1,930					France.....	680				
St. Pierre and Miquelon.....		230			32,832	St. Pierre and Miquelon.....		70			17,100
United States.....						United States.....					
Total.....	20,976	64,078	12,288		32,832	Total.....	6,635	20,499	5,420		17,100
REGULATION.											
British Empire.....	20,976	63,848	12,288			British Empire.....	6,635	20,429	5,420		
Foreign Countries.....		230			32,832	Foreign Countries.....		70			17,100
MACKEREL, PICKLED.											
United Kingdom.....	Barrel.	Barrel.	Barrel.	Barrel.	Cwt.	United Kingdom.....	\$	\$	\$	\$	\$
Bermuda.....	30					Bermuda.....	268				
British Guiana.....	1					British Guiana.....	13				
British West Indies.....	197	4	2			British West Indies.....	1,661	35	34		
Colombia.....	10					Colombia.....	90				
Costa Rica.....	4					Costa Rica.....	37				
Denmark.....						Denmark.....					
Danish West Indies.....	2					Danish West Indies.....	17				
Panama.....	28				2,200	Panama.....	254				
United States.....	163	5	141			United States.....	718	65	2,288		26,630
Total.....	435	9	143		2,200	Total.....	3,058	100	2,322		26,630

No. 21--Exports of Foreign Produce, by Articles and Countries, during Fiscal Years ended March 31, 1915-1919--*Con.*

Exported to--	1915	1916	1917	1918	1919	Exported to--	1915	1916	1917	1918	1919
FOODSTUFFS--Continued.											
FISH--Concluded.											
SALMON, SMOKED.											
SALMON OR LAKE TROUT.											
United Kingdom.....	Lb.	Lb.	Lb.	Lb.	Lb.	United Kingdom.....	\$	\$	\$	\$	\$
United States.....	10	90	90			United States.....		4	27		
Total.....	10	90	90			Total.....		4	27		
RECAPITULATION.											
British Empire.....	10	90				British Empire.....		4	27		
Foreign Countries.....						Foreign Countries.....					
United Kingdom.....	Lb.	Lb.	Lb.	Lb.	Lb.	United Kingdom.....	\$	\$	\$	\$	\$
United States.....		10,200	10,200			United States.....			619		
Total.....		10,200	10,200			Total.....			619		
RECAPITULATION.											
British Empire.....		10,200				British Empire.....					619
Foreign Countries.....						Foreign Countries.....					
SEA FISH, OTHER, FRESH.											
United Kingdom.....	Lb.	Lb.	Lb.	Lb.	Lb.	United Kingdom.....	\$	\$	\$	\$	\$
Newfoundland.....		25,400	6,400	110,600	50,700	Newfoundland.....				333	
United States.....		25,400	117,000	50,700		United States.....		1,256		7,899	4,180
Total.....		25,400	117,000	50,700		Total.....		1,256		8,232	4,180
RECAPITULATION.											
British Empire.....		25,400	6,400	110,600	50,700	British Empire.....				333	
Foreign Countries.....						Foreign Countries.....		1,256		7,899	4,180
SEA FISH, OTHER, PICKLED.											
United Kingdom.....	Barrel.	Barrel.	Barrel.	Barrel.	Barrel.	United Kingdom.....	\$	\$	\$	\$	\$
United States.....	5	1	37	5		United States.....		8	478	65	
Total.....	5	1	37	5		Total.....		8	478	65	

No. 21—Exports of Foreign Produce, by Articles and Countries, during Fiscal Years ended March 31, 1915-1919—*Con.*

Exported to—	1915	1916	1917	1918	1919	Exported to—	1915	1916	1917	1918	1919
FOODSTUFFS—Continued											
FRUITS AND NUTS—FRUITS, DRIED.											
APPLES, DRIED.											
United Kingdom.....	Lb.	Lb.	Lb.	Lb.	Lb.	United Kingdom.....	\$	\$	\$	\$	\$
Newfoundland.....			350	50		Newfoundland.....			31		
France.....			440			France.....			36		
St. Pierre and Miquelon.....			3,756	1,490	15	St. Pierre and Miquelon.....			211		15
United States.....		1,499				United States.....		180		207	
Alaska.....						Alaska.....					
Total.....		1,499	4,540	1,540	15	Total.....		180	278	213	13
RECAPITULATION.											
British Empire.....		350		50		British Empire.....			31		6
Foreign Countries.....		1,499	4,190	1,490	15	Foreign Countries.....		180	247	207	13

DRIED FRUITS, S.O.P.

United Kingdom.....	Lb.	Lb.	Lb.	Lb.	Lb.	United Kingdom.....	\$	\$	\$	\$	\$
Bermuda.....		1,080			202,911	Bermuda.....	1,639			54	37,475
British Guiana.....		12,765	2,929		10,612	British Guiana.....	1,437	889	875	294	4,141
British Oceania—					6,108	British Oceania—					748
Fiji.....		400				Fiji.....					
British West Indies.....		284		25		British West Indies.....			51	2	
Barbados.....					2,815	Barbados.....					318
Jamaica.....					1,646	Jamaica.....					285
Trinidad and Tobago.....					5,163	Trinidad and Tobago.....					606
Other.....					1,240	Other.....					540
Hong Kong.....		9,780	18,749	23,584	10,705	Hong Kong.....		592	1,219	1,527	720
Newfoundland.....		285		55	2,873	Newfoundland.....		23		8	452
China.....		11,880		76,489	3,253	China.....		519		8,318	
France.....		2,920		2,112	1,175	France.....		249	178	287	612
St. Pierre and Miquelon.....			1,710			St. Pierre and Miquelon.....					
Germany.....				2,240		Germany.....				259	
Japan.....					10,700	Japan.....					1,257
Russia.....		2,605				Russia.....					
Spain.....		147,560	70,341	341,325	604,786	Spain.....		179			
United States.....			199,418	435		United States.....		7,043	23,134	43,434	70,918
Alaska.....						Alaska.....				45	
Total.....		210,998	106,906	230,612	895,427	Total.....		15,078	25,457	54,228	118,411
RECAPITULATION.											
British Empire.....		57,693	34,570	29,022	272,593	British Empire.....		3,600	2,145	1,877	45,142
Foreign Countries.....		153,275	72,336	201,590	622,834	Foreign Countries.....		11,478	23,312	52,351	73,269

SESSIONAL PAPER No. 10b

FRUITS AND NUTS—TOTAL DRIED FRUITS.

United Kingdom.....	Lb.	Lb.	Lb.	Lb.	Lb.	Lb.	Lb.	Lb.	Lb.	\$	\$	\$	\$
Bermuda.....	26,224	11,340	1,080	292,944	1,639	496	1,039	54	37,475	54	37,475	54	37,475
British Guiana.....	19,537	12,766	2,929	10,642	1,437	859	1,437	294	4,441	294	4,441	294	4,441
British Oceania—				6,408					748				748
Fiji.....													
British West Indies.....	52	400	125	2,845	5	60	5	2	318	2	318	2	318
Barbados.....		284											
Jamaica.....													
Trinidad and Tobago.....													
Other.....													
Hong Kong.....	11,880	9,780	19,099	23,534	519	592	519	1,533	540	1,533	540	1,533	540
Newfoundland.....		285		35		23	23		729		729		729
China.....				76,489			2,873		452		452		452
France.....	2,920	1,710	2,582	3,233	249	134	249	259	612	259	612	259	612
St. Pierre and Miquelon.....				2,240			4,475						
Japan.....							10,700		1,257		1,257		1,257
Russia.....													
Spain.....	2,605	70,341	341,325	604,831	179	7,043	11,050	43,434	70,931	43,434	70,931	43,434	70,931
United States.....	147,750	1,499	1,925			180		252		252		252	
Alaska.....													
Total.....	210,968	108,405	452,935	895,472	15,078	9,443	15,078	54,441	118,424	54,441	118,424	54,441	118,424
RECAPITULATION.													
British Empire.....	37,693	34,370	29,372	272,593	3,600	2,063	3,600	1,883	45,142	1,883	45,142	1,883	45,142
Foreign Countries.....	153,275	73,835	423,563	622,879	11,478	7,380	11,478	52,558	73,282	52,558	73,282	52,558	73,282

FRUITS AND NUTS—FRUITS, GREEN.

APPLES.

United Kingdom.....	Barrel.	Barrel.	Barrel.	Barrel.	Barrel.	Barrel.	Barrel.	Barrel.	Barrel.	\$	\$	\$	\$
British Oceania—													
Australia.....	688	117	10,751										
Fiji.....	85	67	33										
New Zealand.....	133	727	3										
Hong Kong.....		3											
Newfoundland.....		11	114	82									
China.....		10											
France.....		20	4										
St. Pierre and Miquelon.....	7	2		6									
Japan.....		2											
United States.....	594	485	398	3,131									
Alaska.....	1		5										
Total.....	1,488	1,442	11,308	4,043	3,210	4,277	4,277	14,785	13,368	14,785	13,368	14,785	13,368
RECAPITULATION.													
British Empire.....	886	925	10,901	32	82	2,808	2,808	1,177	471	1,177	471	1,177	471
Foreign Countries.....	602	517	407	4,011	3,137	1,469	1,469	14,608	12,897	14,608	12,897	14,608	12,897

No. 21—Exports of Foreign Produce, by Articles and Countries, during Fiscal Years ended March 31, 1915-1919—*Con.*

Exported to—	1915	1916	1917	1918	1919	Exported to—	1915	1916	1917	1918	1919
United Kingdom	\$ 6					RECAPITULATION:	\$	\$	\$	\$	\$
Bermuda	6		87	180	145	British Empire	0		87	180	145
Newfoundland	3,036	1,267	332	14	2,442	Foreign Countries	3,036	1,267	332	14	2,442
United States				203							
Total	3,042	1,267	419	203	2,587						

FOODSTUFFS—Continued.

FRUITS AND NUTS—FRUITS, GREEN—Concluded.

BERRIES, ALL KINDS.

OTHER GREEN FRUITS, N.O.P.

United Kingdom	\$ 498		\$ 4,543		\$ 1,792	Japan	\$ 339		\$ 15		\$
Bermuda	717	3	6			Netherlands	4				30
British Guiana			27			Russia			220,839	181,998	238,722
British Oceania—						United States	159,701	111,671	190	76	
Fiji			54	178	17	Alaska	55	3		11	
New Zealand			2,800			Philippine Islands					
British West Indies	73	33	102	90		Total	159,413	125,289	245,220	197,246	256,565
Hong Kong	110	81	211	840	138						
Newfoundland	5,843	12,532	15,217	12,535	11,567	RECAPITULATION:					
China			50	14	105	British Empire	7,241	12,649	22,903	13,643	16,514
France—						Foreign Countries	152,172	112,640	222,266	183,603	240,051
St. Pierre and Miquelon	1,073	951	1,187	1,501	1,291						

FRUITS AND NUTS—TOTAL GREEN FRUITS.

United Kingdom	\$ 498		\$ 61,803		\$ 1,792	Japan	\$ 339		\$ 25		\$
Bermuda	723	3	6			Netherlands	4				20
British Guiana			27			Russia			222,708	196,020	254,025
British Oceania—						United States	155,166	114,787	283	76	
Australia	2,984	560	153	178	17	Alaska	69	3		14	
New Zealand	400	2,970	2,800			Philippine Islands					
British West Indies	73	33	102	90		Total	166,732	132,454	305,136	212,234	272,520
Hong Kong	110	108	234	851	138	RECAPITULATION:					
Newfoundland	5,843	12,587	15,772	12,890	15,183	British Empire	10,055	16,556	80,897	14,009	17,130
China			50	14	105	Foreign Countries	150,677	115,898	224,239	198,225	255,390
France—											
St. Pierre and Miquelon	1,099	1,048	1,198	1,501	1,240						

No. 21—Exports of Foreign Produce, by Articles and Countries, during Fiscal Years ended March 31, 1915-1919—*Con.*

Exported to—	1915	1916	1917	1918	1919	Exported to—	1915	1916	1917	1918	1919
FOODSTUFFS—Continued.											
GROCERIES, N. O. P.											
United Kingdom.....	\$	\$	\$	\$	\$	China.....	\$	\$	\$	\$	\$
Bermuda.....	404	121	290,957	583	115	France.....	589	583	52	583	115
British Africa, South.....	191	1,770	309	67	67	St. Pierre and Miquelon.....	1	12	12	169	67
British Guiana.....		3	4			Russia.....	2,428	6,172	6,172	91,744	370,643
British Oceania.....			4,655			Alaska.....	387	387	440	440	
Australia.....			22			Total.....		7,680	7,680	98,487	620,729
New Zealand.....						RECAPITULATION:					
British West Indies.....						British Empire.....		1,100	1,100	5,499	249,768
Barbados.....						Foreign Countries.....		6,571	6,571	92,988	570,961
Antigua.....						RECAPITULATION:					
Trinidad and Tobago.....						United Kingdom.....	Lb.	Lb.	Lb.	Lb.	Lb.
Other.....						United States.....	675	25	25	25	675
Hong Kong.....						Total.....	675	25	25	25	675
Newfoundland.....						RECAPITULATION:					
						British Empire.....	Lb.	Lb.	Lb.	Lb.	Lb.
						Foreign Countries.....	675	25	25	25	675
						Total.....	675	25	25	25	675
						RECAPITULATION:					
						United Kingdom.....	Lb.	Lb.	Lb.	Lb.	Lb.
						United States.....	7,187	48	3	3	1,950
						Total.....	7,187	48	3	3	1,950
						RECAPITULATION:					
						British Empire.....	Lb.	Lb.	Lb.	Lb.	Lb.
						Foreign Countries.....	740	48	3	3	155
						Total.....	7,927	48	3	3	2,105
						RECAPITULATION:					
						United Kingdom.....	Lb.	Lb.	Lb.	Lb.	Lb.
						Bermuda.....	15				4
						Newfoundland.....	300		84	709	
						United States.....	4,346	276		709	
						Total.....	4,346	276	3,739	709	4
						RECAPITULATION:					
						British Empire.....	Lb.	Lb.	Lb.	Lb.	Lb.
						Foreign Countries.....	1,200	276	3,739	709	4
						Total.....	1,200	276	3,739	709	4

SESSIONAL PAPER No. 10b

MILK AND CREAM.

CONDENSED, CANNED OR PRESERVED.

	Lb.	Lb.	Lb.	Lb.	Lb.	Lb.	\$	\$	\$	\$
United Kingdom.....	163	18,154	2,941	917	11	1,195	207	207	71	
Newfoundland.....										
France—										
St. Pierre and Miquelon.....		1,397	382	228		106	33	33	14	
United States.....		26,898	350	44		44	2,389	2,389		
Alaska.....		12,576	648			824	43	43		
Total.....	163	32,387	30,869	1,175	11	2,169	2,663	2,663	85	
RECAPITULATION:										
British Empire.....	163	18,154	2,941	917	11	1,195	207	207	71	
Foreign Countries.....		14,233	27,928	228		974	2,456	2,456	14	

PROVISIONS (Butter, Cheese, Eggs, Lard and Meats.)

BUTTER.

	Lb.	Lb.	Lb.	Lb.	Lb.	Lb.	\$	\$	\$	\$
United Kingdom.....	7,950	56,760	437,619	20,706		148,339	7,865	7,865		
Bermuda.....	6,272									
France.....				16,950			6,444	6,444	6,172	
China.....				19,992			7,427	7,427		
St. Pierre and Miquelon.....	2,280			3,500			598	598	1,295	
United States.....	28,349	51,435	53,560	34,720			4,900	4,900	13,871	
Alaska.....				150					77	
Total.....	45,411	108,419	437,619	111,358	55,020	148,339	42,012	42,012	21,338	
RECAPITULATION:										
British Empire.....	14,782	56,984	437,619	20,706		148,339	7,865	7,865		
Foreign Countries.....	30,629	51,435	90,652	90,652	55,020		34,144	34,144	21,338	

CHEESE.

	Lb.	Lb.	Lb.	Lb.	Lb.	Lb.	\$	\$	\$	\$
United Kingdom.....	4,831,115	8,657,096	80,287			1,588,261	22,197	22,197		
Newfoundland.....		240				56				
United States.....	179,223	121,922	15,242	110		37,456	5,418	5,418	82	
Total.....	179,223	8,779,258	95,499	110		1,625,773	27,615	27,615	82	
RECAPITULATION:										
British Empire.....	4,831,115	8,657,336	80,287			1,588,317	22,197	22,197		
Foreign Countries.....	179,223	121,922	15,242	110		37,456	5,418	5,418	82	

No. 21—Exports of Foreign Produce, by Articles and Countries, during Fiscal Years ended March 31, 1915-1919—*Con.*

Exported to	1915	1916	1917	1918	1919	Exported to	1915	1916	1917	1918	1919
FOODSTUFFS—Continued.											
PROVISIONS—Continued.											
LARD.											
United Kingdom	Dozen.	588,330	1,572,950	5,387,975	2,408,700	Dozen.	53,880	427,184	1,065,073	993,988	36,400
Newfoundland							1,500				622
United States		528,800	24,000	28,500	52,230		211,800	4,800	5,458	18,588	46,352
Alaska			30		150				20	100	
Total		1,117,130	1,596,980	5,416,475	2,461,080		207,270	432,004	1,070,531	1,012,676	73,354
REGAPPORTATION.											
British Empire		588,330	1,572,950	5,387,975	2,408,700		55,380	427,184	1,065,073	993,988	37,022
Foreign Countries		528,800	24,030	28,500	52,380		211,800	4,820	5,458	18,688	46,352
LARD.											
United Kingdom	Lb.	2,146	3,523	1,891	1,007						
Bermuda			300					309	261	173	
Newfoundland											
France—											
St. Pierre and Miquelon		1,450	3,962	676	496			406	406	112	
United States		102		193					53	119	
Alaska											
Total		3,698	3,523	5,746	2,479		401	369	811	404	
REGAPPORTATION.											
British Empire		2,146	3,523	2,191	1,007		206	369	292	173	
Foreign Countries		1,552		3,555	1,472		195		519	231	
MEATS—BACON.											
United Kingdom	Lb.	2,410	296,826	783,651	130,541						
Newfoundland			295,370	774,048	130,541			48,211	130,812	33,576	
United States		2,410	578	200	22,948			76	51		
Alaska			363	8,191	6,214			92	90	5,163	
Total		2,410	296,826	783,651	159,703		301	146	1,463	1,585	
REGAPPORTATION.											
British Empire		2,410	295,885	774,857	130,541		301	48,317	130,863	33,576	
Foreign Countries			911	8,191	29,162			182	1,463	6,748	

SESSIONAL PAPER No. 10b

MEATS—BEEF.

United Kingdom.....	Lb. 200	Lb. 400	Lb. 56,844	Lb. 746,635	Lb.	United Kingdom.....	\$ 16	\$ 41	\$ 8,603	\$ 140,260	\$
British West Indies.....	8,490	10,800				British West Indies.....	665	805			
Newfoundland.....	171,625	224,805	165,400	106,810		Newfoundland.....	13,774	16,288	13,978	13,041	
Belgium.....	1,000					Belgium.....	81				
France.....	1,221,578	11,483,648		1,756,474		France.....	140,135	1,360,858	1,360,858	257,032	
St. Pierre and Miquelon.....	660,219	23,218	500	1,090		St. Pierre and Miquelon.....	14	69	45	112	
United States.....						United States.....	58,405	2,436	45		
Total.....	841,444	1,481,001	11,707,192	2,610,919		Total.....	72,941	150,799	1,383,553	410,445	
RECAPITULATION.											
British Empire.....	180,225	236,005	222,244	853,445		British Empire.....	14,455	17,224	22,551	153,301	
Foreign Countries.....	661,219	1,244,996	11,484,948	1,757,474		Foreign Countries.....	58,486	142,575	1,360,972	257,144	

MEATS—BEEF, FRESH.

United Kingdom.....	Lb.	Lb.	Lb.	Lb.	Lb.	United Kingdom.....	\$	\$	\$	\$	\$
France.....						France.....					
St. Pierre and Miquelon.....						St. Pierre and Miquelon.....					
United States.....						United States.....					
Total.....						Total.....					
RECAPITULATION.											
British Empire.....	921,963					British Empire.....	921,963				133,307
Foreign Countries.....						Foreign Countries.....					351
Total.....						Total.....					133,658

MEATS—BEEF, PICKLED.

United Kingdom.....	Lb.	Lb.	Lb.	Lb.	Lb.	United Kingdom.....	\$	\$	\$	\$	\$
Bermuda.....						Bermuda.....					
British West Indies.....						British West Indies.....					
Barbados.....						Barbados.....					
Jamaica.....						Jamaica.....					
Trinidad and Tobago.....						Trinidad and Tobago.....					
Other.....						Other.....					
Newfoundland.....						Newfoundland.....					
France.....						France.....					
St. Pierre and Miquelon.....						St. Pierre and Miquelon.....					
United States.....						United States.....					
Total.....						Total.....					
RECAPITULATION.											
British Empire.....	42,300					British Empire.....	42,300				5,813
Foreign Countries.....	800					Foreign Countries.....	800				108
Total.....						Total.....					5,921

No. 21—Exports of Foreign Produce, by Articles and Countries, during Fiscal Years ended March 31, 1915-1919—*Con.*

Exported to—	1915	1916	1917	1918	1919	Exported to—	1915	1916	1917	1918	1919
United Kingdom	Lb.	Lb.	Lb.	Lb.	Lb.	United Kingdom	\$	\$	\$	\$	\$
Bermuda	12	10,362	30	104,540	255	Bermuda	23,871		2,499		23,871
British West Indies—						British West Indies—	165		3		165
Barbados				96		Barbados					29
Jamaica				140		Jamaica					34
Trinidad and Tobago				25		Trinidad and Tobago					12
Other						Other					
Hong Kong	469					Hong Kong	45				
Newfoundland	456			170		Newfoundland				80	25
Iceland	209			1,008		France				150	505
St. Pierre and Miquelon	40		200	963		St. Pierre and Miquelon	8		18	105	297
Russia	8,207	15,379	6,512	145,544	100	Russia	1,301	3,572	4,458	36,119	35,480
United States						United States					34
Total	8,707	16,038	17,104	117,685	254,621	Total	1,354	3,807	6,975	36,814	59,913
RECAPITULATION:						RECAPITULATION:					
British Empire	469	468	10,392	170	105,056	British Empire	45	85	2,502	25	24,102
Foreign Countries	8,247	15,570	6,712	147,515	149,565	Foreign Countries	1,309	3,722	4,476	36,789	35,811

MEATS—GAME, DRESSED OR UNDRESSED.

	\$	\$	\$	\$	\$	RECAPITULATION:	\$	\$	\$	\$	\$
United Kingdom						United Kingdom					
United States			14		133	United States					133
Total			14		133	Total			14		133

SESSIONAL PAPER No. 10b

MEATS—HAMS.

United Kingdom.....	Lb.	Lb.	Lb.	Lb.	Lb.	Lb.	Lb.	Lb.	\$	\$	\$	\$
Newfoundland.....	1,536	25,402	5,517	59,491	550,900	213	3,388	841	12,676	184,712		
France—			177					44				
St. Pierre and Miquelon.....	6,040		30,000	200		934		4,350	36			
United States.....				75					30			
Total.....	7,576	25,402	35,694	59,766	550,900	1,147	3,388	5,235	12,742	184,712		
RECAPITULATION.												
British Empire.....	1,536	25,402	5,694	59,491	550,900	213	3,388	885	12,676	184,712		
Foreign Countries.....	6,040		30,000	275		934		4,350	66			

MEATS—MUTTON.

United Kingdom.....	Lb.	Lb.	Lb.	Lb.	Lb.	Lb.	Lb.	Lb.	\$	\$	\$	\$
United States.....					402,200							64,552
Alaska.....				624	400,829							47,821
Total.....				624	803,029							112,373
RECAPITULATION.												
British Empire.....				624	402,200							64,552
Foreign Countries.....					400,829							47,821

MEATS—PORK.

United Kingdom.....	Lb.	Lb.	Lb.	Lb.	Lb.	Lb.	Lb.	Lb.	\$	\$	\$	\$
British West Indies.....	200	358,623	918,742						17	45,256	143,886	
Newfoundland.....	120,457	108,660	76,900	42,800					10,897	8,512	8,344	8,018
Denmark—									18			
Danish West Indies.....	200											
France—												
St. Pierre and Miquelon.....		890	1,800	1,920						73	189	308
United States.....		87,309	173,009	50,081						9,619	25,505	13,902
Alaska.....			40								7	
Total.....	120,857	555,692	1,170,482	94,801					10,432	63,460	177,931	22,228
RECAPITULATION.												
British Empire.....	120,657	467,583	995,642	42,800					10,914	53,708	152,230	8,018
Foreign Countries.....	200	88,109	174,840	52,001					18	9,692	25,701	14,210

No. 21—Exports of Foreign Produce, by Articles and Countries, during Fiscal Years ended March 31, 1915-1919—*Con.*

Exported to—	1915	1916	1917	1918	1919	Exported to—	1915	1916	1917	1918	1919
FOODSTUFFS—Continued.											
PROVISIONS—Concluded											
MEATS—PORK PICKLED.											
United Kingdom	Lb.	Lb.	Lb.	Lb.	Lb.	United Kingdom	\$	\$	\$	\$	\$
British West Indies—						British West Indies—					
Barbados						Barbados					
Jamaica						Jamaica					
Trinidad and Tobago						Trinidad and Tobago					
Other						Other					
Newfoundland						Newfoundland					479
France—						France—					3,413
St. Pierre and Miquelon						St. Pierre and Miquelon					234
United States						United States					
Total						Total					4,126
RECAPITULATION.											
British Empire						British Empire					3,892
Foreign Countries						Foreign Countries					234
MEATS—POULTRY, DRESSED OR UNDRESSED.											
United Kingdom	\$	\$	\$	\$	\$	United Kingdom	\$	\$	\$	\$	\$
United States						United States					
Alaska						Alaska					
Total						Total					
RECAPITULATION.											
British Empire						British Empire					9,400
Foreign Countries						Foreign Countries					580
MEATS—TONGUES.											
United Kingdom	Lb.	Lb.	Lb.	Lb.	Lb.	United Kingdom	\$	\$	\$	\$	\$
United States						United States					
Total						Total					
RECAPITULATION.											
British Empire						British Empire					100
Foreign Countries						Foreign Countries					100

SESSIONAL PAPER No. 10b

MEATS—OTHER, N.O.P.

	Lb.	Lb.	Lb.	Lb.	Lb.	Lb.	Lb.	\$	\$	\$	\$	\$	\$
United Kingdom.....	31,465	21,063	195	278	3,943	2,088	28	3,943	2,088	28	3,943	2,088	28
Newfoundland.....	80	80											
United States.....	31,465	1,380	195	278	3,943	2,088	28	3,943	2,088	28	3,943	2,088	28
Total.....	31,465	22,523	195	278	3,943	2,088	28	3,943	2,088	28	3,943	2,088	28
RECAPITULATION.													
British Empire.....	31,465	21,143	195	278	3,943	2,088	28	3,943	2,088	28	3,943	2,088	28
Foreign Countries.....		1,380											

TOTAL MEATS.

	\$	\$	\$	\$	\$	\$	\$	\$	\$	\$	\$	\$	\$
United Kingdom.....	16	130,205	288,729	195,912	406,342	1,300,858	140,285	64,944	90,678	312,255	1,709,089	532,015	500,905
Bermuda.....	682	895	3		884	276	87						990
British West Indies.....													35,480
Barbados.....													48,058
Jamaica.....													
Trinidad and Tobago.....													1,647
Other.....													
Hong Kong.....	45				621								
Newfoundland.....	24,884	24,956			8,377								
Belgium.....	81												
Denmark.....	18												
Danish West Indies.....													
France.....													
St. Pierre and Miquelon.....													
Russia.....													
United States.....													
Alaska.....													
Total.....													
RECAPITULATION.													
British Empire.....													
Foreign Countries.....													

TOTAL PROVISIONS.

	\$	\$	\$	\$	\$	\$	\$	\$	\$	\$	\$	\$	\$
United Kingdom.....	168,389	1,353,294	3,690,402	1,219,965	632,842	1,300,858	140,285	606	375,722	1,581,931	5,154,543	1,614,722	595,680
Bermuda.....	1,684		34		884	742	87						2,285
British West Indies.....	682	895											35,480
Barbados.....													108,343
Jamaica.....													
Trinidad and Tobago.....													1,824
Other.....													
Hong Kong.....	45				621								
Newfoundland.....	25,236	25,392			8,999								
Belgium.....	81												
China.....													
Denmark.....	18												
Danish West Indies.....													
France.....													
St. Pierre and Miquelon.....													
Russia.....													
United States.....													
Alaska.....													
Total.....													
RECAPITULATION.													
British Empire.....													
Foreign Countries.....													

No. 21—Exports of Foreign Produce, by Articles and Countries, during Fiscal Years ended March 31, 1915-1919—*Con.*

Exported to—	1915	1916	1917	1918	1919	Exported to—	1915	1916	1917	1918	1919
United Kingdom.....	Cwt.	2,805				United Kingdom.....	\$	1,050			
Bermuda.....			69		27	Bermuda.....			54		75
British West Indies—						British West Indies—					
Barbados.....						Barbados.....					
Jamaica.....						Jamaica.....					
Trinidad and Tobago.....					3	Trinidad and Tobago.....					
Other.....						Other.....					4
Newfoundland.....	38,493	52,914	53,807	76,882	102,521	Newfoundland.....	16,943	23,096	30,558	57,526	93,055
France—						France—					
St. Pierre and Miquelon.....			10,000	10,000	12,004	St. Pierre and Miquelon.....				7,100	9,073
United States.....	16,941	32,051	11,549	14,953	3,144	United States.....	6,703	12,172	6,907	10,431	3,158
Alaska.....			2,410	1,000		Alaska.....			1,275	750	
Total.....	55,434	88,370	68,135	102,835	117,780	Total.....	23,646	36,318	38,884	75,807	105,365
RECAPITULATION.						RECAPITULATION.					
British Empire.....	38,493	55,710	53,876	76,882	102,551	British Empire.....	16,943	24,146	30,612	57,526	93,131
Foreign Countries.....	16,941	32,651	14,259	25,953	15,238	Foreign Countries.....	6,703	12,172	8,272	18,281	12,231

SAUSAGE CASINGS.

United Kingdom.....	\$					United Kingdom.....	\$				
British Africa, South.....				\$ 37,572	\$ 33,110	British Africa, South.....					
Newfoundland.....				5,027	5,027	Newfoundland.....					
United States.....	12,276	26,451	80,408	52,117	217,595	United States.....	12,276	26,451	80,408	57,572	38,343
Total.....	12,276	26,451	80,812	89,689	255,938	Total.....	12,276	26,451	80,408	52,117	217,595
RECAPITULATION.						RECAPITULATION.					
British Empire.....						British Empire.....					
Foreign Countries.....						Foreign Countries.....					

SUGAR, SYRUP AND MOLASSES.

CONFECTONERY, SWEETENED, ALL KINDS.

United Kingdom.....	\$	1,694	\$	1,331	\$	423	\$	3,899	\$	2,831	\$	57,563
British East Indies—						British East Indies—						
India.....						India.....						
British Oceania—						British Oceania—						
New Zealand.....						New Zealand.....						
Total.....	683					Total.....	6,190	4,940	840	15,251	74,256	

No. 21—Exports of Foreign Produce, by Articles and Countries, during Fiscal Years ended March 31, 1915-1919—*Con.*

Exported to—	1915	1916	1917	1918	1919	Exported to—	1915	1916	1917	1918	1919
FOODSTUFFS—Continued.											
TOTAL SUGAR, SYRUP AND MOLASSES.											
United Kingdom.....	\$ 227,753	\$ 2,459	\$ 437	\$ 1,750	\$ 2,100	France.....	\$ 1,122	\$ 1,137	\$ 3,099	\$ 1,553	\$ 1,030
Bermuda.....	17,188	29,180	1,032	6	6	St. Pierre and Miquelon.....	200	14,568	3,090	18,680	473
British West Indies.....	3,277	5,031	5,296	5,981	6,017	Netherlands.....	27,933	34	34	57,642	
Jamaica.....					683	United States.....					
Trinidad and Tobago.....				42		Alaska.....			16,480	28,012	82,820
Other.....				8,808	8,808	Total.....	298,109	48,491	10,300	7,779	14,461
Newfoundland.....	111,094	175,000	150,924	133,348	155,107	RECAPITULATION.....	298,854	32,407	10,300	7,779	14,461
Argentine Republic.....						Foreign Countries.....	29,255	10,984	6,189	20,233	68,359
Brazil.....											
Chile.....											
France.....	6,024	9,020	18,377	11,645	15,107						
St. Pierre and Miquelon.....											
Netherlands.....											
Dutch Guiana.....											
Panama.....											
Russia.....											
San Domingo.....	3,556,026	2,580,727	2,050,246	2,500,900	2,022,224						
United States.....	330	301	648	385	385						
Alaska.....											
Total.....	3,762,671	2,910,864	3,181,736	2,830,393	2,961,968		1,071,688	978,963	1,030,202	970,358	1,041,628
TEA.											
United Kingdom.....	Lb. 68,732	Lb. 105,645	Lb. 31,438	Lb. 24,383	Lb. 22,150	United Kingdom.....	\$ 9,972	\$ 21,608	\$ 4,683	\$ 11,377	\$ 697
Bermuda.....	17,188	29,180	24,637	24,383	22,296	Bermuda.....	4,217	7,903	8,487	11,377	8,753
British Africa, East.....					3,581	British Africa, East.....					2,384
British Guiana.....					39,701	British Guiana.....					20,295
British Honduras.....					739	British Honduras.....		954	5,312	5,286	410
British West Indies.....	3,277	5,031	5,296	78,390	739	British West Indies.....	887	1,699	1,877	33,256	22,661
Jamaica.....					46,595	Barbados.....					1,342
Trinidad and Tobago.....					2,446	Jamaica.....					4,965
Other.....					11,380	Trinidad and Tobago.....					14,523
Newfoundland.....	111,094	175,000	150,924	133,348	155,107	Other.....					174,497
Argentine Republic.....					516,323	Newfoundland.....		41,092	39,278	48,695	95,528
Brazil.....					195,500	Argentine Republic.....					3,301
Chile.....					8,890	Brazil.....					162
France.....	6,024	9,020	18,377	11,645	15,107	Chile.....					7,321
St. Pierre and Miquelon.....					25,531	France.....		2,592	4,578	4,817	6,398
Netherlands.....					15,107	St. Pierre and Miquelon.....					697
Dutch Guiana.....					1,000	Netherlands.....					2,635
Panama.....					4,250	Dutch Guiana.....					2,414
Russia.....					10,550	Panama.....					218
San Domingo.....	3,556,026	2,580,727	2,050,246	2,500,900	2,022,224	Russia.....					803,344
United States.....	330	301	648	385	385	San Domingo.....		902,285	977,064	803,344	672,187
Alaska.....						United States.....		140	235	154	
Total.....	3,762,671	2,910,864	3,181,736	2,830,393	2,961,968	Alaska.....					
RECAPITULATION.											
British Empire.....	200,291	314,806	212,295	248,234	678,157	British Empire.....	39,370	73,946	54,325	98,926	250,527
Foreign Countries.....	3,562,380	2,596,058	2,969,441	2,582,159	2,283,811	Foreign Countries.....	1,032,318	905,017	981,877	871,432	791,101

No. 21—Exports of Foreign Produce, by Articles and Countries, during Fiscal Years ended March 31, 1915-1919—(Con.)

Exported to—	1915	1916	1917	1918	1919	Exported to—	1915	1916	1917	1918	1919
FOODSTUFFS—Concluded.											
TOTAL VEGETABLES.											
United Kingdom.....		\$ 339	\$ 103			France		\$	\$	\$	\$
Bermuda.....	5	62	35	75	2,356	St. Pierre and Miquelon.....		2,307	473	351	8,159
British Guiana.....		52				Japan.....		27		609	1,104
British Oceania—						Russia.....				48	18
Australia.....						United States.....		7,857	6,881	33,168	1,521
Fiji.....		210	162	37	134	Alaska.....		17	15,838	227	10,071
British West Indies.....			28		30	Total.....		11,553	19,765	37,928	25,944
Barbados.....					111	RECAPITULATION.					
Trinidad and Tobago.....	63			3,303	2,419	British Empire.....		1,255	3,289	3,493	5,053
Newfoundland.....	1,187	1,178	2,961	473	18	Foreign Countries.....		10,298	16,416	34,435	20,891
China.....											
Denmark—											
Greenland, Iceland, etc.....											

VINEGAR.

United Kingdom.....		Gal.	Gal.	Gal.	Gal.	United Kingdom.....		\$	\$	\$	\$
Newfoundland.....	27					Newfoundland.....		6			
United States.....						United States.....					
Total.....	27					Total.....		6			
RECAPITULATION.											
British Empire.....	27					British Empire.....					
Foreign Countries.....						Foreign Countries.....					

RECAPITULATION—FOODSTUFFS.

United Kingdom.....	\$ 22,451,827	\$ 9,777,857	\$ 10,227,354	\$ 9,852,101	\$ 14,198,372	Denmark.....	\$ 188,396	\$ 345	\$	\$	\$
Bermuda.....	9,001	10,300	11,664	29,905	41,365	Danish West Indies.....	35				
British Africa, East.....					2,384	France.....	3,878,193	2,361,144	1,507,370	473	477
British East Indies—	59,143	41,876	4,700	4,700	5,027	Greenland, Iceland, etc.....	7,197	5,669	11,181	558,746	5,711,583
South.....						St. Pierre and Miquelon.....	626,218			18,349	40,864
India.....		25			2,870	Germany.....	1,312,519	4,157,066	237,907		837,466
British Guiana.....	2,260	2,287	835	5,315	21,212	Italy.....					

No. 21—Exports of Foreign Produce, by Articles and Countries, during Fiscal Years ended March 31, 1915-1919—*Con.*

Exported to —	1915	1916	1917	1918	1919	Exported to —	1915	1916	1917	1918	1919
United Kingdom	\$	2,807	\$	892	\$	RECAPITULATION:	\$	2,807	\$		\$
United States	189	1,561				British Empire	189	1,561			
Total	189	4,368				Foreign Countries					892

FURS, HIDES AND LEATHER. Continued

FURS AND SKINS. Concluded.

FURS OR SKINS, THE PRODUCE OF FISH OR MARINE ANIMALS

FUR MANUFACTURES

United Kingdom	\$	6,593	\$	117	\$	50	\$		\$		\$
British Overseas											
New Zealand			411	380							
Australia	500	59									
France	80		259	7,165					1,465	517	50
Austria-Hungary			3,639	7,761					3,886	11,866	26,566
United States	1,851	2,629						6,643	2,629		
Total	8,220	9,272	7,353	15,413		26,016					

TOTAL FURS AND SKINS.

United Kingdom	\$	6,521	\$	1,051	\$	211,489	\$		\$		\$
Newfoundland	2,100	40,734	78	17,552							
British Overseas		550		380							
New Zealand			411	59							
Australia-Hungary	165								1,543	17,982	211,489
France	6,105		1,752	28,519				41,284	57,592	575,121	1,981,508
Germany	1,473							61,030			
United States	91,019	61,930	55,750	546,602		1,981,508					
Total	107,379	102,314	59,045	593,103		2,192,997					

No. 21—Exports of Foreign Produce, by Articles and Countries, during Fiscal Years ended March 31, 1915-1919—*Con.*

Exported to—	1915	1916	1917	1918	1919	Exported to—	1915	1916	1917	1918	1919
United Kingdom.....	Lb.	Lb.	Lb.	Lb.	Lb.	United Kingdom.....	\$	\$	\$	\$	\$
United States.....	310	204	204	204	204	United States.....	75	108	108	108	108
Total.....	310	204	204	204	204	Total.....	75	108	108	108	108
RECAPITULATION:						RECAPITULATION:					
British Empire.....	310	204	204	204	204	British Empire.....	75	108	108	108	108
Foreign Countries.....	310	204	204	204	204	Foreign Countries.....	75	108	108	108	108
HARNES LEATHER.											
SOLE LEATHER.											
United Kingdom.....	Lb.	Lb.	Lb.	Lb.	Lb.	United Kingdom.....	\$	\$	\$	\$	\$
United States.....	4,834	28,413	2,400	3,140	3,140	United States.....	2,128	17,707	440	1,647	1,647
Total.....	4,834	28,413	2,400	3,140	3,140	Total.....	2,128	17,707	440	1,647	1,647
RECAPITULATION:						RECAPITULATION:					
British Empire.....	4,834	28,413	2,400	3,140	3,140	British Empire.....	2,128	17,707	440	1,647	1,647
Foreign Countries.....	4,834	28,413	2,400	3,140	3,140	Foreign Countries.....	2,128	17,707	440	1,647	1,647
UPPER LEATHER.											
United Kingdom.....	Lb.	Lb.	Lb.	Lb.	Lb.	United Kingdom.....	\$	\$	\$	\$	\$
Newfoundland.....	400	4,550	25,902	16,541	16,829	Newfoundland.....	249	1,988	79,461	31,720	65,791
Japan.....	14,087	39,071	102,936	40,443	40,443	Japan.....	12,419	29,434	50,295	111,181	65,791
United States.....	15,087	39,071	107,486	40,443	40,443	United States.....	12,068	29,434	61,283	111,181	65,791
Total.....	400	4,550	25,902	16,541	16,829	Total.....	249	1,988	79,461	31,720	65,791
RECAPITULATION:						RECAPITULATION:					
British Empire.....	400	4,550	25,902	16,541	16,829	British Empire.....	249	1,988	79,461	31,720	65,791
Foreign Countries.....	14,087	39,071	102,936	40,443	40,443	Foreign Countries.....	12,419	29,434	50,295	111,181	65,791

SESSIONAL PAPER No. 10b

OTHER UNMANUFACTURED LEATHER.

United Kingdom.....	Lb.	470	Lb.		Lb.		Lb.		\$	327	\$		\$	
Bermuda.....		185								94				
Newfoundland.....										50				30
United States.....		18,457							22,570	7,597	93,786	47,197		94,554
Total.....		19,112							22,578	8,018	93,836	47,217		94,554
RECAPITULATION.														
British Empire.....		655							\$	421	\$	50		90
Foreign Countries.....		18,457							22,570	7,597	93,786	47,197		94,554

TOTAL UNMANUFACTURED LEATHER.

United Kingdom.....	Lb.	470	Lb.		Lb.		Lb.		\$	327	\$		\$	
Bermuda.....		185								94				
Newfoundland.....		400								249	2,038			30
Japan.....														79,463
United States.....		37,978							69,786	22,144	153,629	80,564		160,345
Total.....		39,033							69,794	22,814	155,067	100,045		160,345
RECAPITULATION.														
British Empire.....		1,055							\$	670	\$	2,038		90
Foreign Countries.....		37,978							69,786	22,144	153,629	80,564		160,345

LEATHER, MANUFACTURED.

BOOTS AND SHOES.

United Kingdom.....	\$	2,861	\$	538	\$	493	\$	21	\$		\$		\$	
British Oceania—														
Australia.....		348												
Hong Kong.....				78										
Newfoundland.....				619										
France.....														
Russia.....														
United States.....		45,563		25,335		32,787		70,652		3,209		493		383
Alaska.....		30							23,335	45,593	32,787	70,652		38,486
Total.....		48,802		24,570		33,280		70,652		38,869				

No. 24—Exports of Foreign Produce, by Articles and Countries, during Fiscal Years ended March 31, 1915-1919—*Cont.*

Exported to	1915	1916	1917	1918	1919	Exported to —	1915	1916	1917	1918	1919
United Kingdom	\$ 833	\$ 50	\$	\$	\$		\$	\$	\$	\$	\$
British Oceania	40	112	88
Australia
British West Indies	50	123
Hong Kong	642	600	473	RECAPITULATION:	923	162	88	123
Newfoundland	5,167	11,892	473	British Empire	5,167	11,892	642	600	473
United States	Foreign Countries
Total	6,090	12,654	730	783	473						

FURS, HIDES AND LEATHER—Continued.
LEATHER, MANUFACTURED—Continued
HARNESS AND SADDLERY.

	OTHER MANUFACTURES OF LEATHER.	
United Kingdom	\$ 6,097	\$ 3,459
British East Indies
Straits Settlements
Newfoundland	6	13
France	589	152
Germany	1,197	109
Japan	226
Netherlands	28
Total	11,722	1,650
United States	\$ 19,865	\$ 9,714
Total	31,587	21,364
RECAPITULATION:		
British Empire	6,103	3,472
Foreign Countries	13,762	6,242
Total	19,865	9,714

TOTAL LEATHER, MANUFACTURED

United Kingdom	\$ 9,791	\$ 4,047	\$ 3,769	\$ 28	\$ 157
British East Indies
Straits Settlements
British Oceania—					
Australia	388	112	88
British West Indies
Hong Kong	78	78	123
Newfoundland	632	152	152
France	589
Germany	1,197	109	109
Japan	226
Netherlands
Total	17,457	46,338	46,027	28	157
RECAPITULATION:					
British Empire	10,235	4,869	3,857
Foreign Countries	64,522	41,469	42,170	83,820	17,886
Total	74,757	46,338	46,027	84,095	51,309

No. 21—Exports of Foreign Produce, by Articles and Countries, during Fiscal Years ended March 31, 1915-1919—*Con.*

Exported to—	1915	1916	1917	1918	1919	Exported to—	1915	1916	1917	1918	1919
GREASE, OIL, SOAP AND WAX.											
CANDLES.											
United Kingdom.....	Lb.	Lb.	Lb.	Lb.	Lb.	United Kingdom	\$	\$	\$	\$	\$
Newfoundland.....	395	1,223	73	48,000	24	Newfoundland	52	123	25	4,374	16
France—				516		France—				145	
St Pierre and Miquelon			50			St Pierre and Miquelon			8		
Russia.....	984	552	252	1,220	1,800	Russia	155	28	63	145	229
United States.....					4,475	United States					636
Total.....	1,379	1,775	375	49,736	6,299	Total	207	151	96	4,664	881
RECAPITULATION.											
British Empire.....	395	1,223	73	48,516	24	British Empire	52	123	25	4,510	16
Foreign Countries.....	984	552	302	1,220	6,275	Foreign Countries	155	28	71	145	865

GREASE AND GREASE SCRAPS.

United Kingdom.....	Lb.	Lb.	Lb.	Lb.	Lb.	United Kingdom	\$	\$	\$	\$	
United States.....	78,678	1,200	19,200	19,200	1,700,000	United States	3,071	56	716	153,738	
Total.....	78,678	1,200	19,200	19,200	1,700,000	Total	3,071	56	716	153,738	
RECAPITULATION.											
British Empire.....	78,678	1,200	19,200		1,700,000	British Empire					
Foreign Countries.....						Foreign Countries	3,071	56	716		153,738

OILS—FISH.

Cod Oil.

United Kingdom.....	Gal.	Gal.	Gal.	Gal.	Gal.	United Kingdom	\$	\$	\$	\$	
British Guiana.....	4,000	10,283			125	British Guiana	1,500			9,400	493
British West Indies						British West Indies		95			
United States.....	28,570	18,235	9,613	2,880	10,701	United States	9,440	7,856	6,319	2,633	12,464
Total.....	32,570	18,445	9,613	13,163	10,826	Total	10,940	7,951	6,319	11,523	12,957
RECAPITULATION.											
British Empire.....	4,000	10,283			125	British Empire	1,500			9,400	493
Foreign Countries.....	28,570	18,235	9,613	2,880	10,701	Foreign Countries	9,440	7,856	6,319	2,633	12,464

SESSIONAL PAPER No. 10b

Mexico	192,982	4,200	9,201	24,000	6,337	Mexico	3,065	347	436	1,331
United States	240	454,275	356,745	30,704,702	55,174,605	Alaska	270	784	2,237	
Alaska	500,500	421,162	305,696	20,601,377	55,149,589	Total	46,884	63,245	1,570,585	2,762,177
Total	293,424	33,113	51,049	103,325	25,016	RECAPITULATION:	41,406	58,144	1,559,023	2,757,815
RECAPITULATION:	297,166	33,113	51,049	103,325	25,016	British Empire	5,448	5,101	11,572	4,362
British Empire						Foreign Countries				
Foreign Countries										

OILS, OTHER THAN FISH AND MINERAL.

ANIMAL—NEAPSEOT AND OTHER, N.O.F.

United Kingdom	Gal.	Gal.	Gal.	Gal.	Gal.	United Kingdom	\$	\$	\$	\$
Newfoundland	296					Newfoundland	273			
Total	296					Total	273			
RECAPITULATION:						RECAPITULATION:				
British Empire	296					British Empire	273			
Foreign Countries						Foreign Countries				

(CREOSOTE OIL.

United Kingdom	Gal.	Gal.	Gal.	Gal.	Gal.	United Kingdom	\$	\$	\$	\$
United States				2,800		United States			283	
Total				2,800		Total			283	
RECAPITULATION:						RECAPITULATION:				
British Empire				2,800		British Empire			283	
Foreign Countries						Foreign Countries				

VEGETABLE OIL, N.O.F.

United Kingdom	Gal.	Gal.	Gal.	Gal.	Gal.	United Kingdom	\$	\$	\$	\$
Bermuda					6	Bermuda				15
British Oceania					34	British Oceania				115
New Zealand					222	New Zealand				907
Newfoundland					59	Newfoundland				137
Japan					230,490	Japan				371,335
United States					230,782	United States				372,506
Total					262	Total				1,096
RECAPITULATION:					230,520	RECAPITULATION:				371,470
British Empire					262	British Empire				
Foreign Countries					230,520	Foreign Countries				

No. 21—Exports of Foreign Produce, by Articles and Countries, during Fiscal Years ended March 31, 1915-1919.—*Con.*

Exported to—	1915	1916	1917	1918	1919	Exported to—	1915	1916	1917	1918	1919
United Kingdom.....	40	1,271	253,829	Gal.	Gal.	United Kingdom.....	15	13,401	510	13,401	510
Bermuda.....	2,696	808	5	Gal.	Gal.	Bermuda.....	198	205	205	205	205
British Guiana.....	8,349	3,715	1,364	Gal.	Gal.	British Guiana.....	712	1,684	3,748	1,589	3,748
British Oceania—						British Oceania—					
Australia.....	13,424	120	40	Gal.	Gal.	Australia.....	1,337	1,601	159	1,286	159
New Zealand.....	7,647	17,345	132	Gal.	Gal.	New Zealand.....	757	1,699	1,699	1,286	1,699
British West Indies.....	8,576	3,065	2,298	Gal.	Gal.	British West Indies.....	1,911	1,601	1,699	1,286	1,699
Trinidad and Tobago.....	9,312	1,016	3,974	Gal.	Gal.	Trinidad and Tobago.....	1,360	7,009	42	1,685	557
Newfoundland.....	1,789	1,479	56,783	Gal.	Gal.	Newfoundland.....	716	310	310	35,508	756
St. Pierre and Miquelon.....		43	267	Gal.	Gal.	St. Pierre and Miquelon.....		213	23	151	68
Netherlands—						Netherlands—					
Dutch Guiana.....	271,411	4,096	901	Gal.	Gal.	Dutch Guiana.....	301	301	201	1,136	201
United States.....		40,433	20,248	Gal.	Gal.	United States.....	104,212	51,675	73,924	18,382	49,458
Alaska.....		30	354	Gal.	Gal.	Alaska.....	15	15	48	172	175
Total.....	323,211	120,656	80,139	Gal.	Gal.	Total.....	111,218	65,642	81,279	73,316	51,128
REGULATION.....						REGULATION.....					
British Empire.....	50,044	75,851	291,380	Gal.	Gal.	British Empire.....	6,290	10,438	6,763	17,967	1,427
Foreign Countries.....	273,200	41,675	88,553	Gal.	Gal.	Foreign Countries.....	104,928	55,204	74,516	55,349	49,701

TOTAL OILS, OTHER THAN FISH AND MINERAL.

United Kingdom.....	Gal.	Gal.	Gal.	Gal.	Gal.	United Kingdom.....	\$	\$	\$	\$	\$
Bermuda.....	40	1,271	253,829	Gal.	Gal.	Bermuda.....	15	13,401	510	13,401	510
British Guiana.....	2,696	808	5	Gal.	Gal.	British Guiana.....	198	205	205	205	205
British Oceania—	8,349	3,715	1,364	Gal.	Gal.	British Oceania—	712	1,684	3,748	1,589	3,748
Australia.....	13,424	120	40	Gal.	Gal.	Australia.....	1,337	1,601	159	1,286	159
New Zealand.....	7,647	17,345	132	Gal.	Gal.	New Zealand.....	757	1,699	1,699	1,286	1,699
British West Indies.....	8,576	3,065	2,298	Gal.	Gal.	British West Indies.....	1,911	1,601	1,699	1,286	1,699
Trinidad and Tobago.....	9,312	1,016	3,974	Gal.	Gal.	Trinidad and Tobago.....	1,360	7,009	42	1,685	557
Newfoundland.....	1,789	1,479	56,783	Gal.	Gal.	Newfoundland.....	716	310	310	35,508	756
St. Pierre and Miquelon.....		43	267	Gal.	Gal.	St. Pierre and Miquelon.....		213	23	151	68
Netherlands—						Netherlands—					
Dutch Guiana.....	273,200	4,096	901	Gal.	Gal.	Dutch Guiana.....	301	301	201	1,136	201

SESSIONAL PAPER No. 10b

United States.....	271,411	40,033	68,256	33,018	286,335	104,212	54,675	73,924	18,065	420,793
Alaska.....		30	83	354	875		15	58		175
Total.....	323,420	120,526	80,130	352,733	290,507	111,491	65,642	81,270	73,539	423,634
RECAPITULATION.										
British Empire.....	59,220	75,851	10,078	261,380	3,281	6,563	10,138	6,763	17,967	2,463
Foreign Countries.....	273,200	41,675	70,052	31,353	287,356	104,928	55,204	74,515	55,632	421,171

TOTAL OILS.

United Kingdom.....	4,000	20,400	1,274	30,682,752	51,750,609	1,545	510	510	1,563,710	2,680,541
Bermuda.....	2,696	2,106	898	5	6	198	164	205	5	15
British Guiana.....	8,319	23,842	3,745	1,354	125	712	1,664	3,745	1,559	493
British Oceania—										
Australia.....	13,424		120		40	1,337		150		60
New Zealand.....	7,647		3,658	2,208	166	537	1,738	1,639	1,286	189
British West Indies.....		18,058			895	1,911				
Trinidad and Tobago.....										
Newfoundland.....	302,942	432,817	396,712	184,711	401,134	43,099	61,601	35,132	19,800	537
France.....	15,473	29,189	1,470	56,783	18,765	2,469	4,697	3,791	35,508	78,936
St. Pierre and Miquelon.....			41,891	49,484	30			5,432	8,550	3,099
Japan.....				24,000						135
Mexico.....										936
Netherlands—										
Dutch Guiana.....	494,443	4,096	165	901	312,328	117,719	301	201	1,136	
United States.....		66,638	87,070	66,023	812,828	117,719	61,153	81,027	22,985	444,430
Alaska.....		66,270	88	354	875		283	38	172	175
Total.....	858,060	597,416	446,488	31,070,598	55,184,973	169,747	138,113	128,481	1,655,717	3,208,610
RECAPITULATION.										
British Empire.....	347,644	497,223	315,774	30,873,040	55,152,975	49,539	68,677	41,433	1,586,480	2,700,771
Foreign Countries.....	510,416	100,193	130,714	197,558	331,998	120,218	69,436	87,028	69,237	447,839

SOAP.

United Kingdom.....	Lb. 48,827	Lb. 130	Lb. 50	Lb. 266	Lb. 2,202	\$ 49	\$ 35	\$ 24	\$ 6	\$ 21
Bermuda.....										
Newfoundland.....	925	838	313	50	49	49	35	24	6	49
France—										
St. Pierre and Miquelon.....	4,783	5,198	6,456	3,480	528	528	606	579	448	10
United States.....										
Total.....	54,645	6,086	6,769	3,330	2,779	2,779	646	603	451	140
RECAPITULATION.										
British Empire.....	49,762	838	313	50	2,251	2,251	35	24	6	70
Foreign Countries.....	4,783	5,248	6,456	3,480	528	528	611	579	448	70

No. 21—Exports of Foreign Produce, by Articles and Countries, during Fiscal Years ended March 31, 1915-1919.—*Con.*

Exported to -	1915	1916	1917	1918	1919	Exported to—	1915	1916	1917	1918	1919
United Kingdom	United Kingdom
United States	United States
Total	Total
RECAPITULATION	RECAPITULATION
British Empire	British Empire
Foreign Countries	Foreign Countries

GREASE, OIL, SOAP AND WAX Concluded.
TALLOW.

United Kingdom	United Kingdom
United States	United States
Total	Total
RECAPITULATION	RECAPITULATION
British Empire	British Empire
Foreign Countries	Foreign Countries

WAX—MINERAL.

United Kingdom	United Kingdom
United States	United States
Total	Total
RECAPITULATION	RECAPITULATION
British Empire	British Empire
Foreign Countries	Foreign Countries

RECAPITULATION—GREASE, OIL, SOAP AND WAX.

United Kingdom	Mexico
Bermuda	Netherlands
British Guiana	Dutch Guiana
British Oceania	Russia
Australia	United States
New Zealand	Alaska
British West Indies	Total
Trinidad and Tobago	RECAPITULATION
Newfoundland	British Empire
France	Foreign Countries
St. Pierre and Miquelon	Total
Japan

SESSIONAL PAPER No. 10b

HAY.

	Ton.	Ton.	Ton.	Ton.	Ton.	Ton.	Ton.	\$	\$	\$	\$	\$
United Kingdom.....	47			1,606								37,097
Newfoundland.....	13			4								110
United States.....	12	40	2	131						208	1,057	10,392
Alaska.....												
Total.....	72	53	2	1,741						1,414	1,265	48,409
RECAPITULATION.												
British Empire.....	47			1,610						376		38,107
Foreign Countries.....	25	53	2	131						1,038	1,265	10,392

INDIAN WORK.

	\$	\$	\$	\$	\$	\$	\$	\$	\$	\$	\$	\$
United Kingdom.....				855								
United States.....							27					855
Total.....				855			27					27
RECAPITULATION.												
British Empire.....												
Foreign Countries.....							27					27

JEWELLERY.

	\$	\$	\$	\$	\$	\$	\$	\$	\$	\$	\$	\$
United Kingdom.....	115,893			13,723								454
Bermuda.....	60											100,618
British West Indies—												275
Bahamas.....												
Bonaire.....												
Curaçao.....												
Honduras.....												
Jamaica.....												
Newfoundland.....	30			180								118,836
Belgium.....		174										
Canada.....	3,057			652								
France.....		300		4								
Germany.....												
Italy.....	1,976											
Netherlands.....												
Panama.....	105											
Total.....	129,114	10,772	7,759	14,576						405,407	308,348	158,118
RECAPITULATION.												
British Empire.....	115,893			13,723						2,132	2,178	454
Foreign Countries.....	60	10,772	7,759	1,853						279,511	285,674	100,618

No. 21—Exports of Foreign Produce, by Articles and Countries, during Fiscal Years ended March 31, 1915-1919—*Con.*

Exported to—	1915	1916	1917	1918	1919	Exported to—	1915	1916	1917	1919	
JUNK, EXCEPT METALLIC AND RUBBER.											
United Kingdom	Cwt.	Cwt.	Cwt.	Cwt.	Cwt.	United Kingdom	\$	\$	\$	\$	
United States	465					United States	1,476				
Total	465					Total	1,476				
RECAPITULATION:											
British Empire	465					British Empire	1,476				
Foreign Countries						Foreign Countries					
LAMPS AND LANTERNS.											
United Kingdom	\$	\$	\$	\$	\$	United Kingdom	\$	\$	\$	\$	
Bermuda	129	355	28	12	86	Bermuda					
Newfoundland	119	7		115	16	Newfoundland					
France	70					France					
S. E. Pierre and Midquelon	4	13				S. E. Pierre and Midquelon					
Netherlands	1,306	8	5			Netherlands	248	360	10	102	
United States	6,007	6,201	2,686	5,831	5,779	United States	7,987	6,312	2,701	5,831	
Total	8,245	6,672	2,741	5,946	5,881	Total					
LIME.											
United Kingdom	Cwt.	Cwt.	Cwt.	Cwt.	Cwt.	United Kingdom	\$	\$	\$	\$	
United States				520		United States				228	
Total				520		Total				228	
RECAPITULATION:											
British Empire				520		British Empire					
Foreign Countries						Foreign Countries				228	
MENAGERIES.											
United Kingdom	\$	\$	\$	\$	\$	United Kingdom	\$	\$	\$	\$	
Newfoundland				6,131	100	Newfoundland				6,131	
United States	1,498,132	150,308	162,275	224,150	259,638	United States	1,498,132	150,308	166,025	259,638	
Hawaii			3,750			Hawaii					
Total	1,498,132	150,308	166,025	230,281	259,738	Total	1,498,132	150,308	166,025	259,638	

SESSIONAL PAPER No. 10b

METALS AND MINERALS.
ALUMINIUM IN BARS, BLOCKS, ETC.

	Lb.	Lb.	Lb.	Lb.	Lb.	Lb.	\$	\$	\$	\$	\$
United Kingdom	43,500	37,400	7,600	10,643	9,223	1,420	5,205				
United States	43,500	37,400	7,600	10,643	9,223	1,420	5,205				
Total	87,000	74,800	15,200	21,286	18,446	2,840	10,410				
RECAPITULATION.											
British Empire	43,500	37,400	7,600	10,643	9,223	1,420	5,205				
Foreign Countries	43,500	37,400	7,600	10,643	9,223	1,420	5,205				

ALUMINIUM MANUFACTURES.

	\$	\$	\$	\$	\$	\$	\$	\$	\$	\$	
United Kingdom	71	225	1,559	2,024	1,857	460	2,934				
British Africa, South	97	235	1,509	2,024	1,857	460	2,934				
British Oceania—	943	2,944	1,509	2,024	1,857	460	2,934				
Australia	1,804	2,944	1,509	2,024	1,857	460	2,934				
New Zealand	2,024	3,404	1,557	2,024	1,857	460	2,934				
United States	2,024	2,205	1,557	2,024	1,857	460	2,934				
Total	2,024	2,205	1,557	2,024	1,857	460	2,934				

ASBESTOS MANUFACTURES.

	\$	\$	\$	\$	\$	\$	\$	\$	\$		
United Kingdom	964	381	7,178	964	381	4,285	7,178				
United States	964	381	7,178	964	381	4,285	7,178				
Total	1,928	762	14,356	1,928	762	8,570	14,356				

BRASS RODS, SHEETS, TUBING, ETC.

	Cwt.	Cwt.	Cwt.	Cwt.	Cwt.	Cwt.	\$	\$	\$	\$	
United Kingdom	13	13	13	13	13	13	374				
United States	13	13	13	13	13	13	374				
Total	26	26	26	26	26	26	748				
RECAPITULATION.											
British Empire	13	13	13	13	13	13	374				
Foreign Countries	13	13	13	13	13	13	374				

BRASS, OLD AND SCRAP.

	Cwt.	Cwt.	Cwt.	Cwt.	Cwt.	Cwt.	\$	\$	\$	\$	
United Kingdom	294	294	2,508	2,508	2,508	2,508	2,508				
United States	294	294	2,508	2,508	2,508	2,508	2,508				
Total	588	588	5,016	5,016	5,016	5,016	5,016				
RECAPITULATION.											
British Empire	294	294	2,508	2,508	2,508	2,508	2,508				
Foreign Countries	294	294	2,508	2,508	2,508	2,508	2,508				

No. 21—Exports of Foreign Produce, by Articles and Countries, during Fiscal Years ended March 31, 1915-1919—*Con*

Exported to—	1915	1916	1917	1918	1919	Exported to—	1915	1916	1917	1918	1919
United Kingdom.....	Cwt.	Cwt.	Cwt.	Cwt.	Cwt.	United Kingdom.....	\$	\$	\$	\$	\$
British Oceania—						British Oceania—					
New Zealand.....	14					New Zealand.....				680	
Peru.....	10					Peru.....				619	
United States.....	508		508		7,155	United States.....		16,650		30,499	207,700
Total.....			508		7,155	Total.....		16,650		31,798	207,700
RECAPITULATION.						RECAPITULATION.					
British Empire.....	14					British Empire.....				680	
Foreign Countries.....	848		508		7,155	Foreign Countries.....		16,650		31,118	207,700

COPPER.

Pigs, Bars, Sheets, Etc.

GOLD AND SILVER.

Gold-Bearing Quartz, Dust, Nuggets, Etc.

United Kingdom.....	\$	\$	\$	\$	\$	RECAPITULATION.	\$	\$	\$	\$	\$
United States.....	2,509	7,119,515				United States.....	2,509	7,119,515			
Total.....	2,509	7,119,515				Total.....	2,509	7,119,515			

IRON AND STEEL.

Agricultural Implements.

Cultivators.

United Kingdom.....	No.	No.	No.	No.	No.	United Kingdom.....	\$	\$	\$	\$	\$
United States.....	41	4	4	4	1	United States.....	1,197			120	96
Total.....	41	4	4	4	1	Total.....	1,197			120	96
RECAPITULATION.						RECAPITULATION.					
British Empire.....	41	4	4	4	1	British Empire.....	1,197			120	96
Foreign Countries.....						Foreign Countries.....					

No. 21—Exports of Foreign Produce, by Articles and Countries, during Fiscal Years ended March 31, 1915-1919—*Con.*

Exported to—	1915	1916	1917	1918	1919	Exported to—	1915	1916	1917	1918	1919
METALS AND MINERALS—Continued.											
IRON AND STEEL—Continued.											
AGRICULTURAL IMPLEMENTS—Concluded.											
Ploughs.											
United Kingdom	No.	No.	No.	No.	No.	United Kingdom	\$	\$	\$	\$	\$
Newfoundland						Newfoundland					32
Argentine Republic	65	483	38	8	36	Argentine Republic	7,450	76,315	6,509	10,343	16,569
United States						United States					
Total	65	483	38	44	44	Total	7,450	76,315	6,509	10,683	16,532
RECAPITULATION:											
British Empire	65	483	38	44	44	British Empire	7,450	76,315	6,509	10,683	16,569
Foreign Countries						Foreign Countries					
Reapers.											
United Kingdom	No.	No.	No.	No.	No.	United Kingdom	\$	\$	\$	\$	\$
Russia						Russia					
Total	400	1,125	1,125			Total	16,628	50,419	50,419		
RECAPITULATION:											
British Empire	400	1,125	1,125			British Empire	16,628	50,419	50,419		
Foreign Countries						Foreign Countries					
Other Agricultural Implements.											
United Kingdom	\$	\$	\$	\$	\$	United States	\$	\$	\$	\$	\$
British Oceania—						British Oceania—					
Australia	12					Australia	11,927	6,269	4,011	15,863	12,316
Newfoundland						Newfoundland					
France				22		France	11,939	6,269	4,011	15,953	12,306
St. Pierre and Miquelon					50	St. Pierre and Miquelon					
Japan					30	Japan					
Switzerland				68		Switzerland					
Total						Total	11,927	6,269	4,011	15,953	12,306
RECAPITULATION:											
British Empire						British Empire	12				22
Foreign Countries						Foreign Countries					15,931

No. 21—Exports of Foreign Produce, by Articles and Countries, during Fiscal Years ended March 31, 1915-1919—*Con.*

Exported to—	1915	1916	1917	1918	1919	Exported to—	1915	1916	1917	1918	1919
METALS AND MINERALS—Continued.											
IRON AND STEEL—Continued.											
CASTINGS, N.O.P.											
United Kingdom.....	\$ 25					RECAPITULATION.	\$	\$	\$	\$	\$
Newfoundland.....	3,224	1,076	73	969	15						
China.....				3,813							
Netherlands.....				863		British Empire.....	3,210	1,076	73	969	15
Dutch East Indies.....	14,781	21,378	9,839	40,969	21,981	Foreign Countries.....	14,781	21,378	9,839	45,645	21,981
United States.....											
Total.....	18,033	22,454	9,912	46,611	21,996						
CHEMICALS											
CHEM SEPARATORS.											
United Kingdom.....	\$ 130					RECAPITULATION.	\$	\$	\$	\$	\$
British Guiana.....	15		46								
Newfoundland.....	199		15,048	6,466	3,802	British Empire.....	145	46	15,018	6,466	3,802
Germany.....	16,051	17,611				Foreign Countries.....	16,244	17,611			
United States.....											
Total.....	16,380	17,611	15,094	6,466	3,802						
ENGINES, GASOLINE.											
United Kingdom.....	No. 4	No. 3	No. 7	No.	No.	United Kingdom.....	\$ 1,353	\$ 1,250	\$ 1,950	\$ 40	\$ 40
British Guiana.....						British Guiana.....				30	30
British Oceania—						British Oceania—					
Australia.....	5	5				Australia.....		882	507		973
New Zealand.....	3	3			3	New Zealand.....		593	611	1,507	1,871
Newfoundland.....	47		3	12	15	Newfoundland.....	4,513				
France.....						France.....		50	869		
St. Pierre and Miquelon.....	1	1	6			St. Pierre and Miquelon.....		112,671	91,918	72,385	94,532
United States.....	396	398	343	246	296	United States.....	80,801	1,910	91,918	72,385	94,532
Alaska.....		4			2	Alaska.....				18	145
Total.....	447	423	359	258	286	Total.....	92,697	117,985	98,876	73,970	97,591
RECAPITULATION.											
British Empire.....	51	19	10	12	18	British Empire.....	5,806	3,354	3,068	1,567	2,914
Foreign Countries.....	330	404	349	246	268	Foreign Countries.....	80,801	114,631	95,808	72,403	94,680

No. 21—Exports of Foreign Produce, by Articles and Countries, during Fiscal Years ended March 31, 1915-1919—*Conc.*

Exported to—	1915	1916	1917	1918	1919	Exported to—	1915	1916	1917	1918	1919
METALS AND MINERALS—Continued.											
IRON AND STEEL—Continued.											
Machinery.											
Limotype Machines and Parts of.											
United Kingdom.....					18	RECAPITULATION:					
Newfoundland.....					31,350	British Empire					
United States.....	29,759	34,855	52,646	29,593	31,350	Foreign Countries.....	29,759	34,855	52,646	29,593	31,350
Total.....	29,759	34,855	52,646	29,593	31,398						
Sewing Machines.											
United Kingdom.....	1	2				United Kingdom					
Newfoundland.....	2					Newfoundland	209	195	26	268	180
Japan.....						Japan	36			50	
United States.....	540	143				United States.....	13,854	7,057	12,671	11,998	6,431
Alaska.....						Alaska.....			40		
Total.....	343	145				Total.....	14,909	7,252	12,437	12,316	6,611
RECAPITULATION:											
British Empire.....	3	2				British Empire	236	195	26	268	180
Foreign Countries.....	340	143				Foreign Countries.....	13,854	7,057	12,411	12,048	6,431
Threshing Machines.											
United Kingdom.....						United Kingdom					
British Oceania—						British Oceania—					
Australia.....	2					Australia.....	2,245				
United States.....	6	7		1	42	United States.....	7,579	8,300	2,495	750	35,599
Total.....	8	7		1	42	Total.....	9,824	8,300	2,495	750	35,599
RECAPITULATION:											
British Empire.....	2					British Empire	2,245				
Foreign Countries.....	6	7		1	42	Foreign Countries.....	7,579	8,300	2,495	750	35,599

Typewriters.

	No. 4	No. 3	No.	No.	No.	No. 2		\$	\$	\$	\$	\$	\$
United Kingdom							United Kingdom	268	266				130
Bermuda						1	Bermuda						60
Newfoundland	11	8	1	1			Newfoundland	610	1,070	50	30		
China			2				China			102			
Russia		877	597	357		225	Russia	55,933	43,001	27,996	18,694		144
United States	1,205	1	1				United States	40	40	50			13,537
Alaska							Alaska						
Total	1,220	889	511	358		229	Total	56,811	44,377	28,198	18,724		13,871
RECAPITULATION.							RECAPITULATION.						
British Empire	15	11	1	1		3	British Empire	878	1,336	50	30		190
Foreign Countries	1,205	878	510	357		226	Foreign Countries	55,933	43,041	28,118	18,694		13,681

Washing Machines, Domestic, Including Wringers.

	\$	\$	\$	\$	\$	\$		\$	\$	\$	\$	\$	\$
United Kingdom	66	8					RECAPITULATION						
Newfoundland							British Empire	66	8				
United States	1,198	186	207	446		613	Foreign Countries	1,198	186	297	446		613
Total	1,264	194	267	446		613	Total						

Other Machinery, n o p.

	\$	\$	\$	\$	\$	\$		\$	\$	\$	\$	\$	\$
United Kingdom	23,124	39,700	51,274	39,318	15,297		Germany	1,412					
British Africa, South				2,018			Japan	963					6,374
British East Indies							Peru					244	
India	300			4,045			Russia		275			182	
British Guiana							United States	493,143	670,698	712,939	2,028,841	2,058,176	
British Oceania—							Alaska	2,613	3,411	7,362	1,101	4,633	
Amstredam	1,294	2,324		987			Hawaii					665	
P.O.							Total	534,090	697,342	795,235	2,712,807	2,111,086	
New Zealand													
British West Indies	197		159	4,700		290							
Trinidad and Tobago			2,865										
China	673	143	100	6,907		1,040	RECAPITULATION.						
Newfoundland	959	403	799			6,904	British Empire	25,947	42,669	55,214	48,975	31,959	
France	556			32,439		40	Foreign Countries	498,143	634,682	710,021	2,063,832	2,076,127	
St. Pierre and Miquelon	56	193	7	439			Total						
		195											

No. 21—Exports of Foreign Produce, by Articles and Countries, during Fiscal Years ended March 31, 1915-1919—*Con.*

Exported to—	1915	1916	1917	1918	1919	Exported to—	1915	1916	1917	1918	1919
United Kingdom.....	\$ 23,658	\$ 40,251	\$ 51,274	\$ 30,318	\$ 15,337	St. Pierre and Miquelon.....	\$	\$	\$	\$	\$ 40
Bermuda.....				2,018	60	Germany.....	1,412				
British Africa, South.....				4,045	8,322	Japan.....	963		19,513		6,374
British East Indies.....	300			2,125	2,125	Peru.....		275		182	
India.....				957	3,325	Russia.....	601,466	744,007	808,414	2,090,322	141
British Guiana.....					1,650	United States.....	2,013	3,451	7,652	1,101	2,148,736
British Oceania.....	3,539	2,324				Alaska.....				605	4,633
Australia.....			150			Hawaii.....					
Fiji.....			2,865	4,700	200	Total.....	635,838	792,320	890,978	2,774,636	2,202,178
New Zealand.....	107		26			RECAPITULATION.					
British West Indies.....			100	7,205	4,298	British Empire.....	29,372	44,190	55,200	49,273	35,377
Trinidad and Tobago.....	163	143				Foreign Countries.....	606,466	748,121	835,688	2,725,363	2,166,801
Hong Kong.....	1,695	1,481	102	32,369	6,901						
Newfoundland.....	536										
China.....											
France.....	56										

TOTAL MACHINERY.

Ore, Iron

Exported to—	1915	1916	1917	1918	1919	Exported to—	1915	1916	1917	1918	1919
United Kingdom.....	Ton.	Ton.	Ton.	Ton.	Ton.	United Kingdom.....	\$	\$	\$	\$	\$
United States.....			8,720			United States.....			36,115		
Total.....			8,720			Total.....			36,115		
RECAPITULATION.						RECAPITULATION.					
British Empire.....						British Empire.....					
Foreign Countries.....			8,720			Foreign Countries.....			36,115		

Pig Iron.

Exported to—	1915	1916	1917	1918	1919	Exported to—	1915	1916	1917	1918	1919
United Kingdom.....	Ton.	Ton.	Ton.	Ton.	Ton.	United Kingdom.....	\$	\$	\$	\$	\$
Japan.....				56		Japan.....					3,175
United States.....	1,115		9,967	8		United States.....			131,400		210
Total.....	1,115		9,967	64		Total.....			134,400		3,385

SESSIONAL PAPER No. 10b

RECAPITULATION.		RECAPITULATION.		RECAPITULATION.		RECAPITULATION.	
British Empire	Foreign Countries	British Empire	Foreign Countries	British Empire	Foreign Countries	British Empire	Foreign Countries
1,115	9,967	64	12,452	131,400	3,385		
Ton.	Ton.	Ton.	\$	\$	\$	\$	\$
United Kingdom	600	United Kingdom	47,100				
Japan	336	Japan	8,881				
United States	262	United States	55,961				
Total	936	Total	10,831				
RECAPITULATION.		RECAPITULATION.		RECAPITULATION.		RECAPITULATION.	
British Empire	936	British Empire	55,961				
Foreign Countries		Foreign Countries	10,831				

RAILS

SCRAP IRON OR STEEL.

RECAPITULATION.		RECAPITULATION.		RECAPITULATION.		RECAPITULATION.	
British Empire	Foreign Countries	British Empire	Foreign Countries	British Empire	Foreign Countries	British Empire	Foreign Countries
9,083	3,560	4,750	1,780	4,750	1,780		
Cwt.	Cwt.	\$	\$	\$	\$	\$	\$
United Kingdom	3,560	United Kingdom	1,780				
United States		United States					
Total	3,560	Total	1,780				
RECAPITULATION.		RECAPITULATION.		RECAPITULATION.		RECAPITULATION.	
British Empire	3,560	British Empire	1,780				
Foreign Countries		Foreign Countries					

STOVES.

RECAPITULATION.		RECAPITULATION.		RECAPITULATION.		RECAPITULATION.	
British Empire	Foreign Countries	British Empire	Foreign Countries	British Empire	Foreign Countries	British Empire	Foreign Countries
2,332	138	236	6,799	6,510	7,422		
No.	No.	\$	\$	\$	\$	\$	\$
United Kingdom	9	United Kingdom	52	250			
Bermuda	3	Bermuda	9	121			
Newfoundland	24	Newfoundland	9	6,510			
United States	2,332	United States	3,972	6,510			
Total	150	Total	4,033	6,881			
RECAPITULATION.		RECAPITULATION.		RECAPITULATION.		RECAPITULATION.	
British Empire	12	British Empire	61	371			
Foreign Countries	138	Foreign Countries	3,972	6,510			

No. 21—Exports of Foreign Produce, by Articles and Countries, during Fiscal Years ended March 31, 1915-1919—*Cont.*

Exported to—	1915	1916	1917	1918	1919	Exported to—	1915	1916	1917	1918	1919
United Kingdom.....	\$ 2,445	\$ 6,619	\$ 308	\$ 8,237	\$ 643	Germany.....	\$ 395				\$ 13
British East Indies—						Japan.....					
Straits Settlements.....					317	Peru.....					1,748
British Guiana.....	20					United States.....	48,441	49,336	97,737	297,983	89,365
British Oceania—						Alaska.....		164	30		
Australia.....					5,326	Total.....	51,393	56,799	98,509	219,831	98,622
British West Indies.....		11			681	RECAPITULATION:					
Trinidad and Tobago.....		91	16	1,419	332	British Empire.....	2,467	6,711	381	9,650	7,299
China.....	52		335	1,090		Foreign Countries.....	48,836	50,655	68,125	219,175	91,323
France.....				277							
St. Pierre and Miquelon.....		15	3		30						

Tons, Hand or Machine

WIRE AND WIRE NAILS.

	Cwt.	Cwt.	Cwt.	Cwt.	Cwt.	Cwt.	\$	\$	\$	\$	\$
United Kingdom.....	4	80	20,979				11	288	47,393		
British Guiana.....				21						35	
Newfoundland.....	9	4	2				37	12	10		
France.....			2,865	3,533					6,359	15,774	
United States.....	22,312	7	739	799			11,316	9	1,509	2,352	
Total.....	22,355	91	21,585	4,353			11,364	309	55,178	18,161	
RECAPITULATION:											
British Empire.....	13	84	20,981	21			48	300	47,313	35	
Foreign Countries.....	22,312	7	3,604	4,332			11,316	9	7,865	18,126	

SESSIONAL PAPER No. 10b

WIRE, BARBED FENCING.

	Cwt.	Cwt.	Cwt.	Cwt.	Cwt.	Cwt.	\$	\$	\$	\$	\$	\$
United Kingdom												
British West Indies—												
Barbados												
Jamaica												
Trinidad and Tobago												
Other												37
United States												402
Total						61						499
RECAPITULATION:												
British Empire						6						37
Foreign Countries						55						462

WIRE, OTHER, N. O. P.

	\$	\$	\$	\$	\$	\$	\$	\$	\$	\$	\$	\$
United Kingdom												
British Oceania												
Australia							391					
Newfoundland							75					
United States							6,282					466
Total							6,748					6,282
RECAPITULATION:												
British Empire							391					466
Foreign Countries							6,282					6,282

OTHER IRON AND STEEL.

	\$	\$	\$	\$	\$	\$	\$	\$	\$	\$	\$	\$	\$
United Kingdom	36,196		21,500	7,062	5,639	20,109	19	700	18,021	21,540			
Iceland					29		381	1,596	612	239			372
British Africa, South					24,224		202						
British East Indies—	55							1,560					
India				4,110					39,568	262,398			32,300
Straits Settlements					8,260	15,353			1,128				
British Guiana					2,500	11			9,292	1,324			
British Oceania—								1,590,294		30,810			
Australia	5,041			17,880	8,509	4,952				2,002			
New Zealand			25	780	5,984				532,055	1,075,730			724,096
British West Indies	2,445		9,743						3,212	3,615			170
Hong Kong	105				626								
Newfoundland	4,481		7,511	3,460		21,201	1,207	1,438					
Argentine Republic				1,922	16,930	18,670			639,105	1,599,457			845,379
China					89,718			2,062,332					
Denmark													
Greenland, Iceland, etc.					361								
Total							355,739	2,062,332	639,105	1,599,457			845,379
RECAPITULATION:													
British Empire							48,323	38,770	33,292	64,587			69,771
Foreign Countries							307,416	2,023,553	605,813	1,504,870			775,608

No. 21—Exporters of Foreign Produce, by Articles and Countries, during Fiscal Years ended March 31, 1915-1919.—*Con.*

Exported to—	1915	1916	1917	1918	1919	Exported to—	1915	1916	1917	1918	1919
United Kingdom.....	76,547	97,737	734,222	363,533	36,836	Denmark.....	1,789	135			
Bermuda.....	317	52		29	60	Greenland, Iceland, etc.....				364	
British Africa, South.....	55			26,491	19	France.....	100	893	24,380	79,000	7,895
British East Indies—						St. Pierre and Miquelon.....	550	2,076	1,358	895	764
India.....	390		4,370	12,005	8,322	Germany.....	2,359				
Straits Settlements.....				2,500	16,821	Italy.....	79	1,569			
British Guiana.....				35	2,105	Japan.....	993		59,081	313,137	49,452
British Occania—						Netherlands—					
Australia.....	8,592	3,296	17,880	9,496	13,994	Dutch East Indies.....					
Fiji.....			150	1,650	75	Norway.....			1,128		
New Zealand.....	265	634	4,168	6,630	973	Peru.....				182	
British West Indies.....	2,445	9,981	44	5,351	636	Russia.....		1,667	59,711	1,524	39,144
Barbados.....						Siam.....				39,800	
Jamaica.....						Switzerland.....				2,979	
Trinidad and Tobago.....					971	United States.....	1,245,727	1,610,490	1,987,107	4,317,173	3,928,175
Other.....					37	Alaska.....	3,561	6,945	11,497	5,636	5,030
Hong Kong.....	208	143	100	23,370	8,145	Hawaii.....					
Newfoundland.....	14,821	12,358	6,227	17,070	29,456	Total.....	1,300,273	3,384,587	2,913,962	5,391,505	4,149,337
Argentina.....						RECAPITULATION.....					
Austria-Hungary.....	155					United Kingdom.....	163,670	134,121	767,111	449,152	129,118
Belgium.....	698					United States.....	1,226,603	3,269,466	2,146,851	4,855,353	4,029,219
China.....	556	1,509	2,959	94,871	18,710	Total.....					
Cuba.....						Foreign Countries.....					

LEAD, PIG.

	Lb.	Lb.	Lb.	Lb.	Lb.		\$	\$	\$	\$	\$
United Kingdom.....						United Kingdom.....					88,531
United States.....				51,590	1,178,000	United States.....				6,188	
Total.....				51,590	1,178,000	Total.....				6,188	88,531
RECAPITULATION.....						RECAPITULATION.....					
British Empire.....				51,590	1,178,000	British Empire.....					88,531
Foreign Countries.....						Foreign Countries.....				6,188	

SESSIONAL PAPER No. 10b

MICA

United Kingdom.....	Lb.	980	Lb.	100	Lb.	2,502	United Kingdom.....	\$	912	\$	90	\$	835
United States.....	377	1,510	4,000	100	2,502	United States.....	50	633	1,220	30	835		
Total.....	377	2,490	4,900	100	2,502	Total.....	50	1,545	1,220	90	835		
RECAPITULATION.....						RECAPITULATION.....							
British Empire.....	377	980				British Empire.....		912				835	
Foreign Countries.....		1,510	4,900	100	2,502	Foreign Countries.....	50	633	1,220	90		835	

ORE—ANTIMONY.

United Kingdom.....	Ton.		Ton.		Ton.	650	United Kingdom.....	\$		\$		\$	97,707
United States.....						650	United States.....					97,707	
Total.....						650	Total.....					97,707	
RECAPITULATION.....							RECAPITULATION.....						
British Empire.....						650	British Empire.....						97,707
Foreign Countries.....							Foreign Countries.....						

ORE—CORUNDUM.

United Kingdom.....	Ton.		Ton.		Ton.		United Kingdom.....	\$		\$		\$	
United States.....							United States.....					5,500	
Total.....							Total.....					5,500	
RECAPITULATION.....							RECAPITULATION.....						
British Empire.....							British Empire.....						5,500
Foreign Countries.....							Foreign Countries.....						

ORES, OTHER, N.O.P.

United Kingdom.....	Ton.		Ton.		Ton.	175	United Kingdom.....	\$		\$		\$	
United States.....						175	United States.....					1,770	1,524
Total.....						175	Total.....					1,770	1,524
RECAPITULATION.....							RECAPITULATION.....						
British Empire.....						175	British Empire.....						1,524
Foreign Countries.....							Foreign Countries.....						1,770

No. 20 -Exports of Foreign Produce, by Articles and Countries, during Fiscal Years ended March 31, 1915-1919—Cont.

Exported to—	1915	1916	1917	1918	1919	Exported to	1915	1916	1917	1918	1919
METALS AND MINERALS—Continued.											
PLATED WARE, N.O.P.											
United Kingdom.....	\$		\$ 500	\$ 693	\$ 3,800		\$		\$		\$
Newfoundland.....			4		1,057						
China.....					181						
Cuba.....			65								
Japan.....			11								
United States.....			9,761	6,523	12,571	RECAPITULATION:			513	693	4,837
						British Empire.....			9,840	6,523	12,755
						Foreign Countries.....					
Total.....			10,353	7,216	17,592						
PLATINUM, CONTAINED IN CONCENTRATES OR OTHER FORMS.											
United Kingdom.....	Oz.						\$		\$		\$
United States.....	98	4	30			United Kingdom.....	4,656	184	1,915		
						United States.....				1,915	
Total.....	98	4	30			Total.....	4,656	184	1,915		
RECAPITULATION:						RECAPITULATION:					
British Empire.....						British Empire.....	4,656		1,915		
Foreign Countries.....	98	4	30			Foreign Countries.....					
PLATINUM, OLD AND SCRAP.											
United Kingdom.....	Oz.						\$		\$		\$
United States.....						United Kingdom.....					1,019
						United States.....					1,019
Total.....						Total.....					1,019
RECAPITULATION:						RECAPITULATION:					
British Empire.....						British Empire.....					1,019
Foreign Countries.....						Foreign Countries.....					
PLUMBAGO MANUFACTURES.											
United Kingdom.....	\$		\$ 420	\$			\$		\$		\$
Germany.....	1,657		1,720	34,143	25,219	RECAPITULATION:					
United States.....	486	1,057				British Empire.....	80		420		
						Foreign Countries.....	2,443	1,057	1,720		34,143
Total.....	2,523	1,057	2,158	34,143	25,219	Total.....	2,443	1,057	1,720		25,219

No. 21—Exports of Foreign Produce, by Articles and Countries, during Fiscal Years ended March 31, 1915-1919—*Con*

Exported to—	1915	1916	1917	1918	1919	Exported to—	1915	1917	1918	1919
United Kingdom.....	\$ 11,545	\$ 23,707	\$ 26,086	\$ 21,779	\$ 912	St. Pierre and Miquelon.....	\$ 50	\$ 153	\$ 43	\$ 4
British East Indies—						Germany.....	1,227			
India.....				1,209		Italy.....	149			
British Oceania—						Russia.....	40,395			
Australia.....		300	25	366		United States.....	242,904		241,498	198,024
New Zealand.....		1,389	1,389	695		Alaska.....	5		5	
British West Indies.....	56					Total.....	121,315	300,823	271,900	251,372
Barbados.....				190	592	RECAPITULATION.....				
Hong Kong.....	185	262	190	788	1,966	British Empire.....	11,786	37,813	24,937	3,638
Newfoundland.....	308				258	Foreign Countries.....	109,529	268,680	246,963	259,734
Belgium.....			10,313	2,488	282					
China.....		71	58		52,427					
Cuba.....		4,400								
France.....										

METALS AND MINERALS—*Continued*.
METALS, N.O.P., MANUFACTURED.

OTHER PRODUCE OF THE MINE, N.O.P.

United Kingdom.....	\$ 5	\$ 5	\$ 5	\$ 5	\$ 5	RECAPITULATION.....	\$ 5	\$ 5	\$ 5	\$ 5
Newfoundland.....	108,420	11,405	731	98,092	12,596	British Empire.....	108,420	731	98,002	12,596
United States.....						Foreign Countries.....			11,405	98,002
Total.....	108,420	11,410	736	98,092	12,596					

RECAPITULATION—METALS AND MINERALS.

United Kingdom.....	\$ 88,993	\$ 124,514	\$ 761,256	\$ 386,095	\$ 130,079	France.....	\$ 109	\$ 5,293	\$ 24,438	\$ 76,090
Bermuda.....	317	52	225	26,541	60	St. Pierre and Miquelon.....	626	2,293	1,652	964
British Africa, South.....	55	71			49	Germany.....	5,513			
British East Indies—						Italy.....	219	1,569		
India.....	360		4,310	13,511	8,322	Japan.....	963		24,637	313,137
Straits Settlements.....				2,509	16,833	Mexico.....				12,925
British Guiana.....		20		35	3,493	Netherlands.....				50
British Oceania—						Dutch East Indies.....				
Australia.....	8,592	3,533	17,995	9,862	13,994	Norway.....	75		1,128	863
Fiji.....			159		1,659	Peru.....				891

SESSIONAL PAPER No. 106

New Zealand	265	897	5,792	7,414	973	Russia	1,047,592	59,711	1,524	30,144
British West Indies	2,501	9,961	48	5,354	1,138	Spain			30,810	
Bahamas						Switzerland			2,079	
Jamaica					971	United States	1,610,406	2,357,697	4,989,305	4,339,235
Trinidad and Tobago					37	Alaska	3,561	11,502	5,611	5,039
Other						Hawaii			665	
Hong Kong	268	143	100	100	10,111	Total	1,741,886	3,341,598	6,005,878	4,916,299
Newfoundland	15,365	13,250	17,608	28,911	39,890					
Argentina Republic			1,085	17,670		RECAPITULATION:				
Austria Hungary	155				19,173	British Empire	119,716	807,394	478,215	218,590
Belgium	276		2,359	97,359		Foreign Countries	1,625,170	2,534,204	5,527,663	4,697,709
China	556		65							
Cuba	1,730	1,571		361						
Denmark		155								
Greenland, Iceland, etc										

MUSICAL INSTRUMENTS.

ORGANS.

United Kingdom	No.	No.	No.	No.	No.	United Kingdom	\$	\$	\$	\$
British Oceania—						British Oceania—				
New Zealand	23					New Zealand	350			
Newfoundland	1	1				Newfoundland	20	35		
United States	4	3	5	2	3	United States	222	2,875	800	2,480
Total	27	4	5	2	3	Total	592	169	800	2,480
RECAPITULATION:						RECAPITULATION:				
British Empire	23	1				British Empire	370	35		
Foreign Countries	4	3	5	2	3	Foreign Countries	222	125	800	2,480

PIANOS.

United Kingdom	No.	No.	No.	No.	No.	United Kingdom	\$	\$	\$	\$
British Oceania—						British Oceania—				
Australia	6					Australia	1,826	850		
Newfoundland		2				Newfoundland		600		
United States	37	41	85	36	19	United States	12,682	11,726	18,711	13,134
Alaska	1					Alaska	259			6,139
Total	44	47	86	36	19	Total	14,758	13,176	19,039	13,134
RECAPITULATION:						RECAPITULATION:				
British Empire	6	6	1			British Empire	1,826	1,450	325	
Foreign Countries	38	41	85	36	19	Foreign Countries	12,832	11,726	18,711	13,134

No. 21—Exports of Foreign Produce, by Articles and Countries, during Fiscal Years ended March 31, 1915-1919—*Con.*

Exported to—	1915	1916	1917	1918	1919	Exported to—	1915	1916	1917	1918	1919
MUSICAL INSTRUMENTS—Continued.											
OTHER MUSICAL INSTRUMENTS AND PARTS OF.											
United Kingdom.....	\$ 775	\$ 1,005	\$ 2,812	\$ 1,052	\$	Japan.....	\$	\$	\$	\$	\$
British Oceania—						United States.....	29,490	33,495	54,730	73,913	131,367
Australia.....				300	3,680	Alaska.....	500				
Fiji.....		213			133	Total.....	31,988	35,152	57,557	75,535	139,665
New Zealand.....		436		195	687	RECAPITULATION.					
Other.....	123			75	848	British Empire.....	808	1,657	2,812	1,547	5,348
China.....					10	Foreign Countries.....	31,099	33,495	54,745	73,988	131,257
France.....	60				2,850						
St. Pierre and Miquelon.....	600										
Germany.....											
RECAPITULATION—MUSICAL INSTRUMENTS.											
United Kingdom.....	\$ 2,601	\$ 1,858	\$ 2,812	\$ 1,052	\$	Japan.....	\$	\$	\$	\$	\$
British Oceania—						United States.....	42,834	45,346	76,319	87,847	140,286
Australia.....		600		300	3,680	Alaska.....	750				
Fiji.....		213			133	Total.....	47,338	48,458	79,471	89,409	148,524
New Zealand.....	350				687	RECAPITULATION.					
Other.....	143	471	325	195	848	British Empire.....	3,094	2,142	3,137	1,547	5,348
China.....					10	Foreign Countries.....	41,244	45,316	76,334	87,922	143,176
France.....	60			75	2,850						
St. Pierre and Miquelon.....	600										
Germany.....											
OAKUM.											
United Kingdom.....	Cwt.	Cwt.	Cwt.	Cwt.	Cwt.	United Kingdom.....	\$	\$	\$	\$	\$
Bermuda.....		6				Bermuda.....		40			
Newfoundland.....	25	31				Newfoundland.....	168	255			
Total.....	25	37				Total.....	168	295			
RECAPITULATION.											
British Empire.....	25	37				British Empire.....	168	295			
Foreign Countries.....						Foreign Countries.....					

SESSIONAL PAPER No. 10b

OPTICAL, PHILOSOPHICAL AND SCIENTIFIC APPARATUS AND INSTRUMENTS.

United Kingdom.....	\$ 16,105	\$ 4,850	\$ 6,333	\$ 3,355	\$ 9,114	\$	\$	\$	\$	\$	\$ 431	
British Oceania—											7,717	
Australia.....		485	155									
New Zealand.....			29	101				80				
British West Indies.....		50	200									
Barbados.....					252							
Hong Kong.....		36	180	1,646							75	
Newfoundland.....			659									
Austria-Hungary.....		6	200									
China.....				129								
France.....		222			2,530							
St. Pierre and Miquelon.....			40	233								
Germany.....		1,064										
Japan.....			279									
Total.....								100,530	100,719	182,922	216,241	194,858
RECAPITULATION.....												
British Empire.....								16,943	5,421	7,556	5,102	9,956
Foreign Countries.....								89,587	95,298	175,366	211,139	184,882

PACKAGES OF ALL KINDS, EMPTY, N.O.P.

United Kingdom.....	\$	\$	\$	\$	\$	\$	\$	\$	\$	\$	\$	
Bermuda.....		83,710		5,345	18,522							730
British Africa, South.....		1,100		1,250	1,761							1,395
British East Indies—												
India.....			1,519	70	2,780							
British China.....			211	138	1,111							
British Honduras.....												
British Oceania.....												
Fiji.....				720	2,410							
British West Indies.....			7,517	7,898								
Barbados.....					880							
Jamaica.....					120							
Trinidad and Tobago.....					13,676							
Other.....					1,755							
Newfoundland.....			19,393	14,289	45,662							
Total.....										653,985	631,652	832,337
RECAPITULATION.....												
British Empire.....										113,450	32,750	90,710
Foreign Countries.....										542,535	598,902	711,627

PAINTINGS.

United Kingdom.....	\$	\$	\$	\$	\$	\$	\$	\$	\$	\$	\$	
France.....		123,088			1,100							
Italy.....		3,852										
Netherlands.....		1,771										
United States.....		93,747		377,018	112,423							
Total.....		222,458		379,698	112,423							
RECAPITULATION.....												
British Empire.....										16,729	2,650	1,100
Foreign Countries.....										123,088	377,018	199,956
Total.....										140,417	379,666	201,056

No. 21—Exports of Foreign Produce, by Articles and Countries, during Fiscal Year ended March 31, 1915-1919—*Cont.*

Exported to—	1915	1916	1917	1918	1919	Exported to—	1915	1916	1917	1918	1919
United Kingdom.....	\$ 3,530	\$ 1,902	\$ 3,053	\$ 3,865	\$	Germany.....	\$ 34	\$	\$	\$	\$
Bermuda.....			289	281	184	Netherlands.....				150	40
British Africa, South.....			402	346	26	Dutch Guiana.....			473		
British Guiana.....				1,961		Norway.....		18,974	59,324	14,577	86,484
British Oceania—						United States.....					
Australia.....			28			Total.....		21,788	70,235	22,810	89,876
British West Indies.....	30			1,031	116						
Barbados.....						RECAPITULATION:					
Jamaica.....					9	British Empire.....		2,798	4,158	8,083	661
Trinidad and Tobago.....					323	Foreign Countries.....		18,990	66,077	14,727	89,215
Other.....	1,008	836	336	599	2,691						
China.....			6,294								
France—											
St. Pierre and Miquelon.....	8	15	6								

PAINTS AND VARNISHES OF ALL KINDS.

PLANTS, TREES AND SHRUBS.

United Kingdom.....	\$ 2,200	\$	\$	\$	\$	RECAPITULATION:	\$	\$	\$	\$	\$
Hong Kong.....	692	42	43			British Empire.....	2,802	42	294	4	
Newfoundland.....	980	718	455	3,727	746	Foreign Countries.....	989	718	455	3,727	746
United States.....						Total.....					
Total.....	3,791	760	704	3,731	746						

RESIN, TAR, PITCH AND TURPENTINE.

TAR.

United Kingdom.....	\$	\$	\$ 531	\$	\$	RECAPITULATION:	\$	\$	\$	\$	\$
Bermuda.....				38	13	British Empire.....	6	16	544	322	310
British Guiana.....				39	297	Foreign Countries.....	345			332	30
British West Indies.....		16	13	243	30	Total.....					
Newfoundland.....	6			352	90						
United States.....	345				400						
Total.....	351	16	544	634	400						

No. 21—Exports of Foreign Produce, by Articles and Countries, during Fiscal Years ended March 31, 1915-1919—*Con.*

Exported to—	1915	1916	1917	1918	1919	Exported to—	1915	1916	1917	1918	1919
RECAPITULATION—SEEDS.											
United Kingdom.....	\$ 88,510	\$ 4,634	\$ 1,965	\$ 5,284	\$ 19,172	United States.....	\$ 89,328	\$ 72,671	\$ 51,010	\$ 366,835	\$ 27,282
Bermuda.....	307					Total.....	178,716	92,860	56,436	425,715	136,315
British Oceania—						RECAPITULATION:					
Australia.....	156			53,506	1,219	British Empire.....	89,388	29,189	5,416	58,880	109,006
New Zealand.....	78	15,504	3,167	93	117	Foreign Countries.....	89,328	72,671	51,010	366,835	27,309
Newfoundland.....	217	651	74		57						
China.....											
SETTLERS' (HOUSEHOLD) EFFECTS.											
United Kingdom.....	\$ 54,612	\$ 20,781	\$	\$	\$	Sweden.....	\$ 580	\$	\$	\$	\$
British Oceania—						United States.....	290,057	91,516	86	86	
Australia.....	750					Alaska.....	132	800			
Newfoundland.....	1,010	1,305				Total.....	317,745	111,417	86	86	
Belgium.....	500					RECAPITULATION:					
Denmark.....	25					British Empire.....	56,372	22,089			
France.....	60					Foreign Countries.....	291,373	92,328	86		
Netherlands.....	99										
Norway.....		12									
SPORTING GOODS, N.O.P.											
United Kingdom.....	\$	\$	\$ 750	\$ 3,226	\$ 11,215	RECAPITULATION:					
British West Indies.....			111			British Empire.....			861		11,215
Newfoundland.....						Foreign Countries.....			3,821		9,571
France.....				1,922	82						
St. Pierre and Miquelon.....				3,549	2,918						
United States.....			3,824								
Total.....			4,685	7,879	21,019						
STARCH.											
United Kingdom.....	Lb.	Lb.	Lb.	Lb.	Lb.	United Kingdom.....					
Newfoundland.....	800					Newfoundland.....					
United States.....	125					United States.....	61				
Total.....	925					Total.....	70				
RECAPITULATION:						RECAPITULATION:					
British Empire.....	800					British Empire.....	61				
Foreign Countries.....	125					Foreign Countries.....	6				

STONE, MARBLE AND SLATE.

FELDSPAR.

	Ton.	Ton.	Ton.	Ton.	Ton.	Ton.	\$	\$	\$	\$	\$	\$
United Kingdom.....												
United States.....												
Total.....										815	815	
RECAPITULATION.												
British Empire.....												
Foreign Countries.....										815		

GRINDSTONES, MANUFACTURED.

	\$	\$	\$	\$	\$	\$	\$	\$	\$	\$	\$	\$
United Kingdom.....												
United States.....	1,817	421			488	533						
Alaska.....	41											
Total.....	1,858	421			1,021					1,858	421	488 533
RECAPITULATION.												
British Empire.....												
Foreign Countries.....										1,858	421	

GYPSUM OR PLASTER, GROUND.

	\$	\$	\$	\$	\$	\$	\$	\$	\$	\$	\$	\$
United Kingdom.....												
United States.....												
Total.....										125	125	190 190
RECAPITULATION.												
British Empire.....												
Foreign Countries.....										125		190

MAGNESITE.

	\$	\$	\$	\$	\$	\$	\$	\$	\$	\$	\$	\$
United Kingdom.....												
United States.....												
Total.....										2,035	2,035	2,035
RECAPITULATION.												
British Empire.....												
Foreign Countries.....										2,035		2,035

No. 21—Exports of Foreign Produce, by Articles and Countries, during Fiscal Years ended March 31, 1915-1919—*Con.*

Exported to—	1915	1916	1917	1918	1919	Exported to—	1915	1916	1917	1918	1919
STONE, MARBLE AND SLATE. Concluded.											
ORNAMENTAL GRANITE, MARBLE, ETC., UNWROUGHT.											
United Kingdom.....	Ton.	Ton.	Ton.	Ton.	Ton.	United Kingdom.....	\$	\$	\$	\$	\$
United States.....	13					United States.....					
Total.....	13					Total.....	420	420			
RECAPITULATION.											
British Empire.....	13					British Empire.....	420				
Foreign Countries.....						Foreign Countries.....					
ORNAMENTAL GRANITE, MARBLE, ETC., DRESSED.											
United Kingdom.....	\$	\$	\$	\$	\$	RECAPITULATION.....	\$	\$	\$	\$	\$
Italy.....	1,437					British Empire.....					
United States.....	630	59		155		Foreign Countries.....	2,067	59		155	
Total.....	2,067	59		155		Total.....	2,067	59		155	
TALC.											
United Kingdom.....	\$	\$	\$	\$	\$	RECAPITULATION.....	\$	\$	\$	\$	\$
United States.....				265		British Empire.....					
Total.....				265		Foreign Countries.....					265
RECAPITULATION—STONE, MARBLE AND SLATE.											
United Kingdom.....	\$	\$	\$	\$	\$	RECAPITULATION.....	\$	\$	\$	\$	\$
Italy.....	1,437			488		British Empire.....				488	
United States.....	2,867	1,430	199	1,142	2,035	Foreign Countries.....	4,315	1,430	199	1,142	2,035
Alaska.....	41					Total.....	4,315	1,430	199	1,142	2,035
Total.....	4,345	1,430	199	1,630	2,035						

SESSIONAL PAPER No. 10b

TEXTILES.
CORDAGE, ROPE AND TWINE.
BINDER TWINE.

	Lb.	Lb.	Lb.	Lb.	Lb.	Lb.	\$	\$	\$	\$	\$
United Kingdom.....	35,850	500	514,500	500	514,500	500	3,050	48	91,593	91,593	
United States.....	35,850	500	514,500	500	514,500	500	3,050	48	91,593	91,593	
Total.....	35,850	500	514,500	500	514,500	500	3,050	48	91,593	91,593	
RECAPITULATION.											
British Empire.....	35,850	500	514,500	500	514,500	500	3,050	48	91,593	91,593	
Foreign Countries.....											

OTHER CORDAGE, ROPE AND TWINE.

	\$	\$	\$	\$	\$	\$	\$	\$	\$	\$	\$
United Kingdom.....	3,187	40					14,205	12,365	6,781	26,479	2,700
Bermuda.....							1,255	8,218	11,527	13,881	22,052
British Guiana.....											
British West Indies.....											
Barbados.....											
Jamaica.....											
Trinidad and Tobago.....											
Other.....	2,379	5,141	1,432	867			21,077	23,937	23,489	41,778	26,241
Newfoundland.....	51										
Cuba.....											
France.....											
St. Pierre and Miquelon.....			35								
RECAPITULATION.											
British Empire.....	3,187	40					5,566	3,354	5,181	1,432	1,489
Foreign Countries.....							15,511	20,583	18,308	40,346	24,752

TOTAL CORDAGE ROPE AND TWINE.

	\$	\$	\$	\$	\$	\$	\$	\$	\$	\$	\$
United Kingdom.....	3,187	40					17,255	12,413	6,781	118,022	2,700
Bermuda.....							1,255	8,218	11,527	13,881	22,052
British Guiana.....											
British West Indies.....											
Barbados.....											
Jamaica.....											
Trinidad and Tobago.....											
Other.....	2,379	5,141	1,432	867			24,127	23,985	23,489	41,778	26,241
Newfoundland.....	51										
Cuba.....											
France.....											
St. Pierre and Miquelon.....			35								
RECAPITULATION.											
British Empire.....	3,187	40					5,566	3,354	5,181	1,489	1,489
Foreign Countries.....							18,561	20,631	18,308	40,346	24,752

SESSIONAL PAPER No. 10b

TOTAL COTTON.

United Kingdom.....	\$ 26,837	\$ 32,089	\$ 12,954	\$ 2,157	\$ 143,498	\$ 61,100	\$ 1,384	\$	\$
British East Indies—									
India.....						89		1,755	
British Oceania—								1,841	
Australia.....				1,542					809
New Zealand.....					21,131				
British West Indies—									
Trinidad and Tobago.....					2,461				
Hong Kong.....					1,900				
Malta.....	6								
Newfoundland.....	114	314	120	807	2,012	477,300	232,186	219,224	234,702
Argentina Republic.....					204,116				
Austria-Hungary.....	100								
Belgium.....	100								
France.....	75		27,953	251					
St. Pierre and Miquelon.....									
Total.....	700	214							
Bermuda.....	30								
Newfoundland.....	160			71					
France—									
St. Pierre and Miquelon.....	1,455	3,101	9,006	3,008	58	800	214		71
United States.....					4,235	1,455	3,101	9,006	3,008
Total.....	2,345	3,315	9,006	3,169	4,293				1,293

FELT MANUFACTURES

United Kingdom.....	\$	\$	\$	\$	\$	\$	\$	\$	\$
Bermuda.....									
Newfoundland.....									
France—									
St. Pierre and Miquelon.....	1,455	3,101	9,006	3,008	58	800	214		71
United States.....					4,235	1,455	3,101	9,006	3,008
Total.....	2,345	3,315	9,006	3,169	4,293				1,293

FLAX, HEMP AND JUTE.

Hemp.

	Cwt.	Cwt.	Cwt.	Cwt.	Cwt.	Cwt.	Cwt.	Cwt.	Cwt.
United Kingdom.....	460	1,740	786	8,731	87	2,600	8,715	139,400	3,488
United States.....	460	250	786	8,731	87	2,600	2,734	139,400	3,488
Total.....	460	1,990	786	8,731	87	2,600	11,449	139,400	3,488
RECAPITULATION.									
British Empire.....	460	1,740	786	8,731	87	2,600	8,715	139,400	3,488
Foreign Countries.....		250					2,734		
Total.....	460	1,990	786	8,731	87	2,600	11,449	139,400	3,488

Hair.

United Kingdom.....	\$ 8,200	\$ 980	\$ 1,032	\$ 7,368	\$ 29,037	\$ 8,200	\$ 980	\$ 11,720	\$ 7,368
China.....									
United States.....	8,747	3,098	10,685	7,368	29,037	8,747	3,008	11,720	7,368
Total.....	16,947	4,078	11,720	7,368	29,037	8,747	3,008	11,720	7,368

No. 21—Exports of Foreign Produce, by Articles and Countries, during Fiscal Years ended March 31, 1915-1919—*Con.*

Exported to—	1915	1916	1917	1918	1919	Exported to—	1915	1916	1917	1918	1919
United Kingdom.....	Sq. yd. 400	Sq. yd.	Sq. yd.	Sq. yd.	Sq. yd.	United Kingdom.....	\$ 120	\$	\$	\$	\$
British Oceania—						British Oceania—					
New Zealand.....					3,000	New Zealand.....					1,577
France—						France—					
St. Pierre and Miquelon.....	165	165	47	290	139	St. Pierre and Miquelon.....	25	25	12	247	130
United States.....						United States.....					
Total.....	400	165	47	1,931	3,139	Total.....	120	25	12	864	1,707
RECAPITULATION.						RECAPITULATION.					
British Empire.....	400	165	47	1,931	3,000	British Empire.....	120				
Foreign Countries.....					139	Foreign Countries.....		25	12		864

SAILS, AWNINGS, TEXTS AND TARPAULINS.

United Kingdom.....	\$	\$	\$ 170	\$	\$	RECAPITULATION.	\$	\$	\$	\$	\$
Newfoundland.....	13,813	13,756	7,005	16,329	25,339	British Empire.....	13,813		170		500
United States.....						Foreign Countries.....		13,756	7,005		25,339
Total.....	13,813	13,756	7,175	16,329	26,039	Total.....				16,329	

SILK.

United Kingdom.....	\$ 15,484	\$ 6,179	\$ 7,143	\$ 422	\$ 2,436	Switzerland.....	\$ 366	\$ 950	\$ 405	\$	\$
British Africa, South.....	43		15			United States.....	15,534	26,852	38,044	41,619	126,436
British West Indies.....	235					Alaska.....			12		
Hong Kong.....	75		534	1,391	2,649	Total.....	41,019	36,285	45,748	76,183	131,530
Newfoundland.....	4,083					RECAPITULATION.					
Argentina Republic.....		45				British Empire.....	15,837	6,179	7,692	1,813	5,085
China.....	2,839	678	18,499	18,499	9	Foreign Countries.....	25,212	30,106	38,059	74,350	126,415
St. Pierre and Miquelon.....						Total.....					
Germany.....	200					Total.....					
Italy.....	771					Total.....					
Japan.....	1,428	1,581	13,757	13,757		Total.....					

SESSIONAL PAPER No. 106

WOOL.
WOOLLENS.

United Kingdom.....	\$	34,555	\$	13,758	\$	25,377	\$	6,298	\$	16,106	Turkey.....	\$	1,982
Bermuda.....										290	United States.....	\$	22,775
British Oceanian—											Alaska.....	\$	246
New Zealand.....		503									Total.....	\$	86,949
Hong Kong.....				81		386		447		1,850	RECAPITULATION.		
Newfoundland.....		1,522								4,885	British Empire.....	\$	58,560
Austria-Hungary.....		440				139		33			Foreign Countries.....	\$	30,389
France.....		4,003									Total.....	\$	88,949
St. Pierre and Miquelon.....		943									RECAPITULATION.		
Germany.....											British Empire.....	\$	58,560
											Foreign Countries.....	\$	30,389
											Total.....	\$	88,949

WOOL, RAW.

United Kingdom.....	Lb.	12,348	Lb.	8,207	Lb.	4,453	\$	1,852	United Kingdom.....	\$	4,372
Newfoundland.....									Newfoundland.....	\$	3,029
United States.....		124,840		78,260		586,078		36,452	United States.....	\$	283,560
Total.....		137,188		86,527		590,531		38,304	Total.....	\$	286,589
RECAPITULATION.									RECAPITULATION.		
British Empire.....		12,348		8,207		4,453		1,852	British Empire.....	\$	4,372
Foreign Countries.....		124,840		78,260		586,078		36,452	Foreign Countries.....	\$	36,648
									Total.....	\$	41,020
									Total.....	\$	286,589

TOTAL WOOL.

United Kingdom.....	\$	56,387	\$	13,758	\$	29,749	\$	6,298	Turkey.....	\$	1,982
Bermuda.....									United States.....	\$	22,775
British Oceanian—									Alaska.....	\$	246
New Zealand.....		563							Total.....	\$	125,253
Hong Kong.....				81		386		476	RECAPITULATION.		
Newfoundland.....		1,522							British Empire.....	\$	58,512
Austria-Hungary.....		440				139		33	Foreign Countries.....	\$	66,841
France.....		4,003							Total.....	\$	125,353
St. Pierre and Miquelon.....		943							RECAPITULATION.		
Germany.....									British Empire.....	\$	58,412
									Foreign Countries.....	\$	66,841
									Total.....	\$	125,253

RECAPITULATION—TEXTILES.

United Kingdom.....	\$	110,915	\$	61,435	\$	50,016	\$	8,877	Cuba.....	\$	51
Bermuda.....									France.....	\$	6,908
British Africa, South.....		30			40				St. Pierre and Miquelon.....	\$	67
British East Indies—					15				Germany.....	\$	62,333
India.....									Italy.....	\$	771
									Total.....	\$	1,384
									Total.....	\$	18,499
									Total.....	\$	567

No. 21—Exports of Foreign Produce, by Articles and Countries, during Fiscal Years ended March 31, 1915-1919—*Con.*

Exported to—	1915	1916	1917	1918	1919	Exported to—	1915	1916	1917	1918	1919
British Guiana.....						Japan.....	\$	\$	\$	\$	\$
British Oceania—						Mexico.....	503	1,581		15,512	2,700
Australia.....				1,542		Pera.....				1,841	
New Zealand.....	503				22,708	Russia.....		1,000	428	465	
British West Indies.....	43					Switzerland.....					
Barbados.....						Turkey.....	60,350				
Jamaica.....						United States.....	1,982	280,941	317,906	919,042	1,193,297
Trinidad and Tobago.....						Alaska.....	445,176	8,329	11,539	13,881	
Other.....	235				2,061	Total.....	703,134	371,012	445,251	987,493	1,093,773
Hong Kong.....					3,750	RECAPITULATION.....					
Malta.....						British Empire.....		77,084	56,252	17,686	202,814
Newfoundland.....	4,250	3,749	6,181	7,267	10,943	Foreign Countries.....		293,928	388,999	969,807	1,402,959
Argentina.....	4,682				291,170						
Austria-Hungary.....	540										
Belgium.....	100	45	1,032								
China.....											

TOBACCO

UNMANUFACTURED

LEAF, RAW.

	Lb.	Lb.	Lb.	Lb.	Lb.	Lb.	\$	\$	\$	\$	\$
United Kingdom.....		5,311				United Kingdom.....		3,562		1,719	
British West Indies.....			257	3,976		British West Indies.....			167		
Brazil.....			373			Brazil.....			153		
Cuba.....	11,849	3,919	1,738			Cuba.....	14,840	1,753			
Netherlands.....		119,366	1,738			Netherlands.....	37,834	2,331			
United States.....	128,008	149,235	212,932	181,675	251,213	United States.....	77,850	56,585	127,174	187,736	239,411
Total.....	139,857	277,831	215,360	185,651	251,213	Total.....	92,690	99,734	129,825	189,465	239,411
RECAPITULATION.....						RECAPITULATION.....					
British Empire.....	139,857	5,311	57	3,976		British Empire.....		3,562	167	1,719	
Foreign Countries.....		272,520	215,043	181,675	254,213	Foreign Countries.....		95,172	129,658	187,736	239,411

No. 21--Exports of Foreign Produce, by Articles and Countries, during Fiscal Years ended March 31, 1915-1919--*Con.*

Exported to—	1915	1916	1917	1918	1919	Exported to—	1915	1916	1917	1918	1919
United Kingdom	No	No	No	No	No	United Kingdom	\$	\$	\$	\$	\$
British Oceania						British Oceania					1,400
Australia						Australia					1,400
New Zealand						New Zealand					1,210
Hong Kong						Hong Kong					2,500
China						China					1,590
Japan						Japan					20,000
Russia						Russia					340,175
United States						United States					600
Hawaii						Hawaii					338,530
Total						Total					4,000
RECAPITULATION:						RECAPITULATION:					331,520
British Empire						British Empire					
Foreign Countries						Foreign Countries					

VEHICLES AND VESSELS—Continued.

VEHICLES—Continued.

AUTOMOBILES, PASSENGER.

	No	No	No	No	No		\$	\$	\$	\$	\$
United Kingdom						United Kingdom					
British Oceania						British Oceania					
Australia						Australia					
New Zealand						New Zealand					
Hong Kong						Hong Kong					
China						China					
Japan						Japan					
Russia						Russia					
United States						United States					
Hawaii						Hawaii					
Total						Total					
RECAPITULATION:						RECAPITULATION:					
British Empire						British Empire					
Foreign Countries						Foreign Countries					

AUTOMOBILE PARTS.

	\$	\$	\$	\$	\$		\$	\$	\$	\$	\$
United Kingdom						Germany					
British Africa, South						United States					
British Oceania—						Total					
Australia						RECAPITULATION:					
Tai						British Empire					
New Zealand						Foreign Countries					
British West Indies						Total					
Newfoundland						RECAPITULATION:					
France						British Empire					
Total						Foreign Countries					

BICYCLES.

	No.	No.	No.	No.	No.		\$	\$	\$	\$	\$
United Kingdom						United Kingdom					
British Oceania—						British Oceania—					
Australia						Australia					
Newfoundland						Newfoundland					
United States						United States					
Total						Total					

SESSIONAL PAPER No. 10b

RECAPITULATION.		RECAPITULATION.		RECAPITULATION.		RECAPITULATION.		RECAPITULATION.	
British Empire	Foreign Countries	British Empire	Foreign Countries	British Empire	Foreign Countries	British Empire	Foreign Countries	British Empire	Foreign Countries
7	118	32	69	2	44	55	1,126	10,270	225
				47			17,026	6,887	5,151
									7,177
									4,828

BICYCLE PARTS.									
RECAPITULATION.		RECAPITULATION.		RECAPITULATION.		RECAPITULATION.		RECAPITULATION.	
United Kingdom	British Empire—Australia—New Zealand.	United States	Total	United Kingdom	British Empire	United States	Total	United Kingdom	British Empire
\$ 220	4,373	\$ 402	7,717	\$	28,459	\$	220	\$	3,243
	2,586				2,207		1,940		4,171
					13,333		2,160		5,131
									2,586
									6,388
									6,945
									13,333
									32,631

CARRIAGES.									
RECAPITULATION.		RECAPITULATION.		RECAPITULATION.		RECAPITULATION.		RECAPITULATION.	
United Kingdom	United States	Total	United Kingdom	United States	Total	British Empire	Foreign Countries	British Empire	Foreign Countries
No. 12	No. 2	No. 4	No.	No.	No.	\$	\$	\$	\$
						1,656	70	285	200
						1,656	70	285	200
						1,656	70	285	200

CARRIAGE PARTS.									
RECAPITULATION.		RECAPITULATION.		RECAPITULATION.		RECAPITULATION.		RECAPITULATION.	
United Kingdom	Newfoundland	United States	Total	United Kingdom	British Empire	United States	Total	United Kingdom	British Empire
\$ 250	213	\$ 51	12,394	\$	516	\$	463	\$	51
	926		12,394		1,322		926		30
									19
									137
									1,322
									1,322

CARTS.									
RECAPITULATION.		RECAPITULATION.		RECAPITULATION.		RECAPITULATION.		RECAPITULATION.	
United Kingdom	United States	Total	United Kingdom	United States	Total	British Empire	Foreign Countries	British Empire	Foreign Countries
No.	No.	No.	No.	No.	No.	\$	\$	\$	\$
						1,550	1,550	1,550	1,550
						1,550	1,550	1,550	1,550

SESSIONAL PAPER No. 10b

Newfoundland.....	2,919	51	2	3,281	1,012	RECAPITULATION.				
China.....				4,000	2,500	British Empire.....	97,300	59,553	650,288	262,600
Cuba.....				2,467,120	183,000	Foreign Countries.....	907,820	614,877	1,397,887	5,945,226
France.....	28,976	1,008,431								51,824
St. Pierre and Miquelon.....	20									2,165,092

VESSELS.

BOATS, CANOES AND PARTS OF. N. O. P.

United Kingdom.....						RECAPITULATION.				
Bermuda.....					71	British Empire.....				71
St. Pierre and Miquelon.....				7,235	300	Foreign Countries.....	446	446	7,235	1,079
United States.....		446			710					
Alaska.....				7,235	60					
Total.....		446		7,235	1,150					

GASOLINE LAUNCHES.

United Kingdom.....						RECAPITULATION.				
United States.....	10	3	4	5	4	United Kingdom.....				
Alaska.....		1				United States.....	7,543	15,950	5,000	40,050
Total.....	10	4	4	5	4	Alaska.....		800		
RECAPITULATION.						Total.....	7,543	16,750	5,000	40,050
British Empire.....						RECAPITULATION.				
Foreign Countries.....	10	4	4	5	4	British Empire.....				
						Foreign Countries.....	7,543	16,750	5,000	40,050

SHIPS SOLD TO OTHER COUNTRIES.

United Kingdom.....						RECAPITULATION.				
France.....				1		United Kingdom.....				
Japan.....	1			6		France.....			900,000	
Peru.....				1		Japan.....	16,000		1,381,972	
United States.....	1			12	4	Peru.....			45,000	
Alaska.....				1		United States.....	600,000		1,904,212	33,100
Total.....	2			21	4	Alaska.....			8,000	
RECAPITULATION.						Total.....	616,000		4,309,004	33,100
British Empire.....						RECAPITULATION.				
Foreign Countries.....	2			1	4	British Empire.....			900,000	
						Foreign Countries.....	616,000		3,400,004	33,100

No. 21--Exports of Foreign Produce, by Articles and Countries, during Fiscal Years ended March 31, 1915-1919--*Con.*

Exported to--	1915	1916	1917	1918	1919	Exported to--	1915	1916	1917	1918	1919
United Kingdom.....	\$	\$	\$	\$	\$		\$	\$	\$	\$	\$
Bermuda.....				960,000	71						
France.....				1,381,792	300	RECAPITULATION.					
St. Pierre and Miquelon.....	16,000			46,000		British Empire	623,513	16,750	5,116	960,000	71
Japan.....				1,976,717	53,899	Foreign Countries.				3,112,539	71,229
Peru.....	607,543	15,350	5,116	8,600	60						
United States.....		800									
Alaska.....											
Total.....	623,513	16,750	5,116	4,372,539	71,390						

VEHICLES AND VESSELS--Concluded.

TOTAL VESSELS.

Exported to--	1915	1916	1917	1918	1919	Exported to--	1915	1916	1917	1918	1919
United Kingdom.....	\$	\$	\$	\$	\$		\$	\$	\$	\$	\$
Bermuda.....					71						
France.....				1,381,792	300	RECAPITULATION.					
St. Pierre and Miquelon.....	16,000			46,000		British Empire	623,513	16,750	5,116	960,000	71
Japan.....				1,976,717	53,899	Foreign Countries.				3,112,539	71,229
Peru.....	607,543	15,350	5,116	8,600	60						
United States.....		800									
Alaska.....											
Total.....	623,513	16,750	5,116	4,372,539	71,390						

RECAPITULATION--VEHICLES AND VESSELS.

United Kingdom.....	\$	\$	\$	\$	\$	\$	\$	\$	\$	\$	\$
Bermuda.....					71						
British Africa, South.....				1,195,735		St. Pierre and Miquelon.....					
British East Indies.....		12	4,500	774		Germany.....					300
British India.....					16,375	Mexico.....	16,000		9,800		1,250
British Oceania--						Peru.....			46,000		
Australia.....	11,611	5,305	2,369	8,359	29,859	Russia.....			130,911		32,350
New Zealand.....	300	10,222	11,336	5,100	3	United States.....	1,486,256	657,312	851,616	5,110,957	2,012,171
British West Indies.....				9,018	3,365	Alaska.....			25		60
Hong Kong.....						Hawaii.....		3,500	2,400		600
Newfoundland.....	2,919	51	2	3,284	1,210	Total.....	1,628,663	721,180	2,663,621	10,580,359	2,291,126
China.....				4,000	1,012	RECAPITULATION.					
Cuba.....				2,500	2,500	British Empire	97,300	59,553	600,288	1,292,600	51,895
France.....	28,976		1,008,431	3,818,912	183,000	Foreign Countries.	1,531,363	661,627	2,063,333	9,337,759	2,242,231

WASTE--RAGS, ETC.

United Kingdom.....	Cwt.	Cwt.	Cwt.	Cwt.	Cwt.	United Kingdom	\$	\$	\$	\$	\$
Newfoundland.....			6			Newfoundland.....			40		
United States.....	240	196	577			United States.....	309	391	3,503		
Total.....	240	196	583			Total.....	309	391	3,543		
RECAPITULATION.						RECAPITULATION.					
British Empire.....			6			British Empire.....			40		
Foreign Countries.....	240	196	577			Foreign Countries.....	309	391	3,503		

SESSIONAL PAPER No. 10b

WOOD.
UNMANUFACTURED
Logs—E&M.

United Kingdom.....	\$	\$	\$	\$	\$	\$	\$	\$	\$
United States.....									
Total.....	195	2,027	4,857	195	2,027	4,857	4,857		
			RECAPITULATION.						
			British Empire.....						
			Foreign Countries.....						
			Total.....	195	2,027	4,857	4,857		

LOGS—SPRUCE AND HEMLOCK.

United Kingdom.....	\$	\$	\$	\$	\$	\$	\$	\$	\$
United States.....									
Total.....	174			174					
			RECAPITULATION.						
			British Empire.....						
			Foreign Countries.....						
			Total.....	174					174

LOGS—OTHER.

United Kingdom.....	\$	\$	\$	\$	\$	\$	\$	\$	\$
British Oceania—									
Australia.....									
New Zealand.....									
United States.....	50	29	1,322	50	29	1,322	1,219	103	5,581
Total.....	50	29	6,903	50	29	6,903	1,219	103	1,322
			RECAPITULATION.						
			British Empire.....						
			Foreign Countries.....						
			Total.....	50	29	6,903	1,219	103	1,322

LUMBER—BASSWOOD.

United Kingdom.....	M. ft.	M. ft.	M. ft.	M. ft.	M. ft.	M. ft.	M. ft.	M. ft.	M. ft.
United States.....									
Total.....	14			14					
			RECAPITULATION.						
			United Kingdom.....						
			United States.....						
			Total.....	14					664
			RECAPITULATION.						
			British Empire.....						
			Foreign Countries.....						
			Total.....	14					664

LUMBER—DEALS, PINE.

United Kingdom.....	M. ft.	M. ft.	M. ft.	M. ft.	M. ft.	M. ft.	M. ft.	M. ft.	M. ft.
United States.....									
Total.....	351			351					
			RECAPITULATION.						
			United Kingdom.....						
			United States.....						
			Total.....	351					13,368
			RECAPITULATION.						
			British Empire.....						
			Foreign Countries.....						
			Total.....	351					13,368

No. 21--Exports of Foreign Produce, by Articles and Countries, during Fiscal Years ended March 31, 1915-1919--Con.

Exported to--	1915	1916	1917	1918	1919	Exported to--	1915	1916	1917	1918	1919
WOOD--Continued.											
UNMANUFACTURED--Continued.											
LUMBER--DEALS, SPRUCE AND OTHER.											
United Kingdom.....	M. ft.	M. ft.	M. ft.	M. ft.	M. ft.	United Kingdom.....	\$	\$	\$	\$	\$
United States.....	72	486	486	486	486	United States.....	2,030	2,030	14,589	14,589	14,589
Total.....	72	486	486	486	486	Total.....	2,030	2,030	14,589	14,589	14,589
RECAPITULATION.											
British Empire.....	72	486	486	486	486	British Empire.....	2,030	2,030	14,589	14,589	14,589
Foreign Countries.....						Foreign Countries.....					
LUMBER--HICKORY.											
United Kingdom.....	M. ft.	M. ft.	M. ft.	M. ft.	M. ft.	United Kingdom.....	\$	\$	\$	\$	\$
United States.....	8	14	14	14	14	United States.....	545	887	887	887	887
Total.....	8	14	14	14	14	Total.....	545	887	887	887	887
RECAPITULATION.											
British Empire.....	8	14	14	14	14	British Empire.....	545	887	887	887	887
Foreign Countries.....						Foreign Countries.....					
LUMBER--PLANKS AND BOARDS.											
United Kingdom.....	M. ft.	M. ft.	M. ft.	M. ft.	M. ft.	United Kingdom.....	\$	\$	\$	\$	\$
Bermuda.....				14	18	Bermuda.....					6,000
British East Indies--	6					British East Indies--	200				581
India.....	1	2	1	8		India.....	73	165	48	1,008	
Newfoundland.....						Newfoundland.....					
France--						France--					
St. Pierre and Miquelon			1			St. Pierre and Miquelon			16		
Peru.....	424	182	97	305	15	Peru.....	16,933	5,466	5,852	14,726	389
United States.....	23					United States.....	644				545
Alaska.....						Alaska.....					
Total.....	454	184	99	327	36	Total.....	17,850	5,631	5,916	21,794	1,506

SESSIONAL PAPER No. 10b

RECAPITULATION.		7	2	1	22	18	973	165	48	7,068	581
British Empire		447	182	98	305	18	17,577	5,466	5,868	14,726	925
Foreign Countries.....						18					
LUMBER—SINGLES.											
United Kingdom	M.					M.					
United States					6,590						
Total					6,590	1,853				20,305	6,190
RECAPITULATION.											
British Empire						1,853				20,305	6,190
Foreign Countries.....										20,305	6,190
Total						1,853				20,305	6,190

LUMBER—SHOOKS.

RECAPITULATION.		50	66	50	2,300	1,253	66	50	2,300	1,253	66
British Empire		2,350	1,253	66				50	2,300	1,253	66
Foreign Countries.....											
LUMBER—STAVES AND HEADINGS.											
United Kingdom	\$	252	553					252	963	553	
United States		963	553					963			
Total		1,215	553					1,215	553		

LUMBER—STAVES AND HEADINGS.

RECAPITULATION.		13	181	19	2,281	194	5	2,281	19	2,281	19
British Empire		13	181	19				13	181	2,281	19
Foreign Countries.....											
OTHER LUMBER.											
United Kingdom	\$	194	5					194	5	2,281	19
Newfoundland		194	5					194	5	2,281	19
United States											
Total		194	5					194	5	2,281	19

No. 21--Exports of Foreign Produce, by Articles and Countries, during Fiscal Years ended March 31, 1915-1919--Con.

Exported to--	1915	1916	1917	1918	1919	Exported to--	1915	1916	1917	1918	1919
WOOD--Continued.											
UNMANUFACTURED--Continued.											
MASTS AND SPEARS.											
United Kingdom	No.	No.	No.	No.	No.	United Kingdom	\$	\$	\$	\$	\$
Newfoundland	1	2				Newfoundland		309	290	993	265
France--	2					France--	190				
St. Pierre and Miquelon	12					St. Pierre and Miquelon	193				
United States						United States	300				
Total	15	2				Total	683	309	290	993	265
RECAPITULATION.											
British Empire	1	2				British Empire	190	309	290	993	265
Foreign Countries	14					Foreign Countries	493				
PILING.											
POLES--Hoop, Hoop, TELEGRAPH AND OTHER.											
United Kingdom	\$	\$	\$	\$	\$	RECAPITULATION.	\$	\$	\$	\$	\$
Newfoundland		338	101	154		Newfoundland		338	101	154	
United States						United States					
Total		338	101	154		Total		338	101	154	
RECAPITULATION.											
United Kingdom	\$	\$	\$	\$	\$	RECAPITULATION.	\$	\$	\$	\$	\$
Newfoundland				222		Newfoundland					
United States	404					United States	404				
Total	404			222		Total	404			222	
POSTS, SLEEPERS AND RAILROAD TIES											
United Kingdom	\$	\$	\$	\$	\$	RECAPITULATION	\$	\$	\$	\$	\$
Newfoundland		752	997	206	255	Newfoundland		752	997	206	255
United States	77					United States	77				
Total	77	752	997	206	255	Total	77	752	997	206	255

No. 21--Exports of Foreign Produce, by Articles and Countries, during Fiscal Years ended March 31, 1915-1919--Con.

Exported to--	1915	1916	1917	1918	1919	Exported to--	1915	1916	1917	1918	1919
United Kingdom.....						RECAPITULATION:					
United States.....	2				617	British Empire.....					
Total.....	2				617	Foreign Countries.....	2				617
WOOD--Continued.											
UNMANUFACTURED--Concluded.											
ALL OTHER ARTICLES OF FOREST PRODUCE.											
TOTAL UNMANUFACTURED WOOD											
United Kingdom.....	\$ 458,465	\$ 414,988	\$ 458,016	\$ 19,398	\$ 5,123	Paru.....	\$ 22,833	\$ 9,545	\$ 9,836	\$ 37,775	\$ 380
Bermuda.....					581	United States.....	614				32,368
British East Indies--	200					Total.....	482,611	425,007	487,791	60,645	44,298
India.....						RECAPITULATION:					
Australia.....	276			1,219	3,650	British Empire.....					
New Zealand.....					1,631	Foreign Countries.....	458,941	415,462	465,255	22,870	11,550
Malta.....			6,090		265	Total.....	23,670	9,545	22,536	37,775	32,748
Newfoundland.....		474	1,119	2,283		RECAPITULATION:					
France.....			12,684			British Empire.....					
St. Pierre and Miquelon.....	193		16			Foreign Countries.....					
MANUFACTURED.											
BARRELS, EMPTY.											
United Kingdom.....	No. 1,233	No. 486	No. 108	No.	No.	United Kingdom.....	\$ 3,056	\$ 1,404	\$ 75	\$	\$
British Guiana.....	75	75				British Guiana.....		311			
British West Indies.....	1,520	259	20			British West Indies.....	2,242	339	65		
Newfoundland.....		470				Newfoundland.....		219		35	
Austria-Hungary.....	68					Austria-Hungary.....	50				
Belgium.....	54					Belgium.....	216				
France.....	46					France.....	175				
St. Pierre and Miquelon.....	930	10				St. Pierre and Miquelon.....	703	12			
Germany.....	11,285	14,135	2,449	1,704	1,073	Germany.....	17,635	10,393	1,949	1,730	1,464
United States.....						United States.....		10,393			
Total.....	15,236	15,435	2,577	1,721	1,073	Total.....	21,077	12,768	2,089	1,765	1,464
RECAPITULATION.											
British Empire.....	2,733	1,200	128	20		British Empire.....	5,298	2,363	140	35	
Foreign Countries.....	12,483	14,145	2,449	1,704	1,073	Foreign Countries.....	18,779	10,405	1,949	1,730	1,464

SESSIONAL PAPER No. 10b

TOTAL MANUFACTURED WOOD

United Kingdom.....	\$ 16,171	\$ 5,159	\$ 12,405	\$ 52,321	\$ 22,049	French Africa.....	\$	\$	\$	\$	\$
Bermuda.....	392	1,034	153	733	20	St. Pierre and Miquelon.....	43	43	43	43	26
British Africa, South.....	6	365	83	768	237	Germany.....	733	733	733	733	444
British Africa, West.....	392	1,034	153	733	20	Japan.....	768	768	768	768	237
British Guiana.....	6	365	83	768	237	Netherlands.....	768	768	768	768	237
British Oceania.....	6	365	83	768	237	Portugal.....	768	768	768	768	237
Australia.....	950	134	1,507	1,507	1,507	Azores and Madeira.....	2	2	2	2	2
New Zealand.....	39	64	1,507	1,507	1,507	Portuguese Africa.....	2	2	2	2	2
British West Indies.....	2,342	793	297	20	20	Russia.....	214,000	214,000	214,000	214,000	144
Jamaica.....	2,342	793	297	20	20	Spain.....	21	21	21	21	21
Hong Kong.....	743	4	34	53	53	United States.....	106,694	106,694	106,694	106,694	52,018
Malta.....	743	4	34	53	53	Alaska.....	15	15	15	15	26
Newfoundland.....	50	27	34	10,569	1,455	Hawaii.....	25	25	25	25	26
Argentina.....	216	11	92	92	92	Total.....	131,883	330,211	65,924	99,190	78,746
Austria-Hungary.....	216	11	92	92	92	RECAPITULATION.....	20,643	9,339	14,583	63,146	23,524
Belgium.....	375	28	126	126	126	Foreign Countries.....	111,240	320,872	51,341	36,044	55,222
China.....	375	28	126	126	126						
Cuba.....	375	28	126	126	126						
France.....	375	28	126	126	126						

RECAPITULATION—WOOD.

United Kingdom.....	\$ 471,636	\$ 420,147	\$ 470,541	\$ 71,892	\$ 27,172	French Africa.....	\$	\$	\$	\$	\$
Bermuda.....	392	1,034	83	133	381	St. Pierre and Miquelon.....	193	43	16	16	26
British Africa, South.....	6	365	83	768	237	Germany.....	733	733	733	733	444
British Africa, West.....	392	1,034	153	768	237	Japan.....	768	768	768	768	237
British Guiana.....	6	365	83	768	237	Netherlands.....	768	768	768	768	237
British Oceania.....	6	365	83	768	237	Portugal.....	768	768	768	768	237
Australia.....	950	134	1,507	1,219	3,959	Azores and Madeira.....	2	2	2	2	2
New Zealand.....	39	64	1,507	1,219	1,631	Portuguese Africa.....	2	2	2	2	2
British West Indies.....	2,342	793	297	20	20	Russia.....	214,000	214,000	214,000	214,000	144
Jamaica.....	2,342	793	297	20	20	Spain.....	21	21	21	21	21
Hong Kong.....	743	4	34	53	53	United States.....	131,931	116,239	60,935	73,283	81,386
Malta.....	743	4	34	53	53	Alaska.....	641	15	242	242	26
Newfoundland.....	1,019	2,248	1,153	12,852	1,759	Hawaii.....	25	25	25	25	26
Argentina.....	216	11	92	92	92	Total.....	614,494	755,218	553,715	159,835	123,041
Austria-Hungary.....	216	11	92	92	92	RECAPITULATION.....	479,584	424,801	179,838	86,016	35,074
Belgium.....	375	28	126	126	126	Foreign Countries.....	134,910	330,417	73,877	73,819	87,970
China.....	375	28	126	126	126						
Cuba.....	375	28	126	126	126						
France.....	375	28	126	126	126						

No. 21—Exports of Foreign Produce, by Articles and Countries, during Fiscal Years ended March 31, 1915-1919—*Con.*

Exported to—	1915	1916	1917	1918	1919	Exported to—	1915	1916	1917	1918	1919
United Kingdom.....						RECAPITULATION.					
Newfoundland.....	39	5,422	47	3,798	4,040	British Empire.....	39	5,422	47	3,798	4,040
United States.....	5,284		2,461		52,993	Foreign Countries.....	5,284		2,461		52,993
Alaska.....			55						5,422		
Total.....	5,323	5,422	2,263	3,798	57,033						

ALL OTHER ARTICLES EXPORTED—AGRICULTURAL PRODUCTS.

ALL OTHER ARTICLES EXPORTED—ANIMAL PRODUCE.

United Kingdom.....	\$ 39	\$	\$ 399	\$	\$ 199,831	United States.....	\$ 2,353	\$ 25,174	\$ 22,731	\$ 18,003	\$ 507,362
British Oceania—		690				Total.....	9,524	26,434	34,905	18,003	797,272
Australia.....					73						
Newfoundland.....						RECAPITULATION.					
China.....	730					British Empire.....	39	600	399		199,010
France.....	794	600				Foreign Countries.....	9,485	25,774	34,509	18,003	507,362
St. Pierre and Miquelon.....	5,605		11,838								
Germany.....											
Russia.....											

ALL OTHER ARTICLES EXPORTED—MANUFACTURED.

United Kingdom.....	\$ 87,956	\$ 45,157	\$ 10,791	\$ 1,075	\$ 3,193	St. Pierre and Miquelon.....	\$	\$ 85	\$ 2	\$ 8	\$
Bermuda.....	75		3			Germany.....	1,752				
British Africa, South.....		300	4			Honduras.....	30		181		
British East Indies—						Italy.....	50		27		
Straits Settlements.....	101					Japan.....	254			94	260
British Guiana.....					86	Mexico.....					
British Honduras.....		132				Netherlands.....					
British Oceania—						Dutch Guiana.....					
Australia.....	2,200		1,201	182		Nicaragua.....				130	
New Zealand.....		1,411				Panama.....				38	
British West Indies.....	35		89			Peru.....				17	
Hong Kong.....	24	631				Salvador.....				14	
Newfoundland.....	3,639	1,960	2,297	1,546	9,088	Switzerland.....	42			62	

No. 21—Exports of Foreign Produce, by Articles and Countries, during Fiscal Years ended March 31, 1915-1919—*Con.*

Exported to—	1915	1916	1917	1918	1919	Exported to—	1915	1916	1917	1918	1919
COIN AND BULLION—Concluded.											
SILVER COIN.											
United Kingdom	\$ 1,100	\$ 4,006	\$ 2,900	\$	\$	RECAPITULATION.	\$	\$	\$	\$	\$
Newfoundland	2,872	810	810			British Empire	3,972	4,006	2,900		
France	1,117,955	1,235,103	1,315,493			Foreign Countries	1,117,955	1,239,903	1,346,303		
United States		4,800									
Alaska											
Total	1,121,927	1,243,909	1,349,203								
COPPER COIN.											
United Kingdom	\$ 8,901	\$ 10,127	\$ 7,506	\$	\$	RECAPITULATION.	\$	\$	\$	\$	\$
United States						British Empire					
Total	8,901	10,127	7,506			Foreign Countries	8,901	10,127	7,506		
RECAPITULATION—COIN AND BULLION.											
United Kingdom	\$ 1,100	\$ 3,500	\$ 109,906	\$	\$	RECAPITULATION.	\$	\$	\$	\$	\$
Hong Kong			17,500			British Empire	289,813	7,614	127,406		
Newfoundland	288,713	4,114	810			Foreign Countries	29,075,888	103,564,503	196,333,405		
France	29,065,888	103,555,703	196,291,765								
United States	10,000	8,800	40,800								
Alaska											
Total	29,365,701	103,572,117	136,490,961								

NOTE—For Total Exports of Foreign Produce by Countries, see page 31

INDEX

TO STATEMENTS Nos. 19, 20 AND 21.

(For Order of Classification see Statement No. 18, page 54.)

Articles.	Imports.			Exports.			Articles.	Imports.			Exports.		
	Page	Canadian.	Foreign.	Page	Canadian.	Foreign.		Page	Canadian.	Foreign.	Page	Canadian.	Foreign.
A							A						
Abrasives.....	112						Ammonia, aromatic spirits of.....	145					
Abrasives, artificial, in bulk.....	112	696	942				" nitrate of.....	199					
Abrasives—Recapitulation.....	113						" perchlorate of.....	203					
Absinthe.....	141						" sulphate of.....	199	727				
Acetate of lead.....	402						Ammunition.....	244	734	963			
Acetate of lime.....		726	959				Amyl alcohol.....	141					
Acetic acid.....	194						Amyl acetate.....	199					
Acids.....	194	726	961				Anatomical preparations.....	113					
Aconite root.....	224						Anchors.....	432					
Adding machines.....	450						Anchovies.....	282					
Adhesive felt.....	577						Angles, iron.....	432					
Admiralty charts.....	159						Angostura.....	143					
Advertising pamphlets of all kinds.....	156						Aniline and manufactures of.....	199					
Adzes.....	480						" dyes.....	200					
Aerated and mineral waters.....	141	703	947				" oil, crude.....	200					
Aeroplanes and parts.....		904	1051				" salt.....	200					
African teak.....	639						Animals, living.....	114	696	942			
Agricultural implements.....	424	840	1018				" Recapitulation.....	119	699	944			
" " parts of.....	131	847	1021				Animal manures.....	253					
" products, n.e.s.....		936	1066				Animals, products of, n.e.s.....		937	1066			
Air compressors.....	455						Anise seed.....	538					
Alabaster, ornaments of.....	245						Anise-star.....	538					
Albumen, blood.....	198						Annatto and annatto seed.....	539					
Albumenized paper.....	165						Annatto, liquid or solid.....	201					
Album insides of paper.....	164						Anodes, nickel.....	410					
Alcohol and alcoholic liquors, all kinds.....	141	704	947				Anodines.....	231					
Alcohol, wood.....	145	706	949				Antimony.....	201					
Ale, ginger.....	138						" salts.....	201					
Ale, porter, lager and other beer in bottles.....	136	702	946				Anthracite coal.....	190					
Ale, porter, lager and other beer in casks.....	137						Antimony ore.....		869	1031			
Alligator leather.....	361						Antimony salts for dyeing.....	201					
Alizarine.....	200						Antiseptic surgical dressings.....	232					
Alkanet, crude.....	224						Anvils.....	433					
Almanacs.....	156						Apparatus, electric.....	241	733	963			
Almonds.....	310						Apparatus, philosophical and scientific.....	512	879	1037			
Alum.....	198						Apparel of subjects dying abroad.....	129					
" cake.....	198						Apparel.....	120	699	944			
Alumina.....	498						" cotton.....	562					
Alumina, sulphate of.....	199						" linen.....	578					
Aluminium.....	409	833	1017				" silk.....	595					
" acetate of.....	223						" woollen.....	610					
" manufactures of.....	409	834	1017				Apple trees.....	527					
Amaranth.....	639						Apples, dried.....	208	778	982			
Amber.....	245						" green.....	302	780	983			
" gum.....	211						Apricots.....	506					
Amber, ornaments of.....	245						Archill, extract of.....	219					
Ambergris.....	281						Arms, fire.....	446					
Ammoniac, sal.....	224						Army, articles for.....	131					
							Arack or palm spirit.....	142					
							Arrowroot.....	263					

Articles.	Imports.			Exports.			Articles.	Imports.			Exports.		
	Page	Canadian	Foreign.	Page	Canadian	Foreign.		Page	Canadian	Foreign.	Page	Canadian	Foreign.
A							B						
Arsenic		834					Bank notes	157					
Arsenic, sulphide of	202						Barbed wire fencing		863	1029			
Arsenious oxide	202						Barberry gum	211					
Articles ex-warehoused, Excise	130						Barium, peroxide of	202					
Articles ex-warehoused, ships' stores	130						Bark, hemlock, extract of		729	961			
Articles for A. A. Telegraph Co.	131						" for tanning		915				
Articles for Consuls General	131						Bark	637					
Articles for Governor General	132						Barley	255	737	965			
Articles not enumerated	658						" pot and pearl	264					
Articles for exhibition	130						Barrels, empty	648	931	1062			
Articles for the use of Army and Navy	131						" salt	134					
Articles re-imported	129						Bars, aluminum	409	833	1017			
Artificial limbs	132						" brass	411					
" teeth	556						" iron	434	849				
Asbestos	410	834					" lead	491					
Asbestos sand		835					" tin	501					
Asbestos and manufactures of	410	835	1017				Basins	135					
Ash handles	651						Baskets	135					
" timber		927					Basswood			918			
Ashes, pot and pearl	133	701	946				Bathbrick	179					
" other		702					Baths and bath tubs	135					
Asphaltum and asphalt, solid	134						Battens		919				
Asphalt, not solid	133						Batteries, electric, etc	243					
" oil	372						Battery jars of glass	241					
Astrachan furs and skins	354						Batting, cotton	562					
Astronomical globes	160						Batts, cotton	562					
Attachments, binding	424						Bayonets	435					
Australian gum	211						Bay rum	524					
Automobiles, freight	626	906	1052				Bead ornaments	246					
" passenger	627	906					Beams, rolled, for ships	475					
" parts of	657	907	1052				" weighing	470					
Awnings		899	1046				Beans	256	738	966			
Axes	480						" baked, in cans	349					
Axle-grease	374						" cocoa	272					
Axles and parts of	433						" locust	266					
							" seed	539					
B							" Tonquin	233					
Babbit metal	410						" vanilla	234					
Bacon	324	790	988				Beaver, silk or felt hats	126					
Bacteriological products	202						Bed comforters	602					
Badges	128						" quilts, cotton	571					
Bagatelle tables	134						" quilts, linen	579					
Bags, cotton	561						Beef		790	989			
" cotton, seamless	561						" fresh	321	791				
" of linen, hemp or jute	577						" salted in barrels	325	791				
" paper, printed or not	165						Beef fluid, extract of	326					
" salt	134						Beer	136	702	946			
" which contained cement	557						Bees	135					
Bait-fish	244	753					Beeswax	391					
Baking powder	255	737	965				Beet and mangold seed	539					
Balances	470						Beets, sugar		802				
Balata, crude	397						Bells	136					
Balls, billiard	134						Belting, of cotton	565					
Balls, glass	365						" rubber	397	827	1013			
Balsam	209	702	946				" leather	363					
Bamboo-reeds	636						" other	557					
" unmanufactured	636						Belting leather of all kinds	358					
Bananas	302						Belts, except silk	120					
" dried	298						Berries, of all kinds	302	781	984			
Bandages	625						Beverages and spirits	136	702	946			
Bands, hatters'	126						" " Recapitulation	152	711	952			
Band iron	447						Beverages, 2½ cts	137					
							Bibles	137					
							Bicarbonate of potash	219					

Articles.	Exports.			Articles.	Exports.		
	Imports.	Canadian	Foreign		Imports.	Canadian	Foreign.
B	Page	Page	Page	B	Page	Page	Page
Bicarbonate of soda	225			Bolting cloth	597		
Bichloride of tin	203			Bolts, iron or steel	463		
Bichromate of potash	220			" shingle	927		
Bichromate of soda	22			" stave	927		
Bicycles	627	908	1052	Bone ash	252		
Bicycles, parts of	628	908	1053	" black	517		
Billets, hickory	639			" dust	252		
" iron	435	850		" pitch	155		
" steel	435	850		Bones, crude	155	712	952
Billiard tables	153			Bonnets	125		
Bills, advertising and posters	162			Books, blank	165		
" of exchange, forms of	157			" Ink, Paper, Stationery	155	712	952
Binarsenate of sodium	225			" " " " Re-			
Binders	425	843	1019	capitulation	178	720	956
Binder twine	559	892	1043	Books, pamphlets, maps, etc.	155	712	952
Bindings, hatters'	126			" prayer	157		
Binitrotolol	203			Books and Printed Matter—Total	163		
Birch timber		928	1061	Book-binders' cloth	565		
Bird cages	416			Book-binders' machines	456		
Bird skins	153			Boots, India-rubber and gutta-percha	398	827	1013
Biscuits, not sweetened	264			" and shoes, leather	362	812	1005
" sweetened	265	749	971	" n.e.s.	120		
Bismuth	410			" wire for	504		
Bisulphite of soda	226			Boot, shoe, shirt and stay laces	127		
Bitters, alcoholic	143			Boracic acid	195		
Bituminous coal	14			Borax	203		
Bituminous substances, n.o.p.	506			Botanical specimens	179		
Blackberries	303			Bottles, glass	365		
Blacking, shoe	153			Bowls, steel, for cream separators	446		
Blacklead	411			Boxes, fancy	246		
Blanc fixe or satin white	516			" hat	623		
Blank books	163			" "	166		
Blankets	603			Boxwood	639		
Blanketing and lapping	411			Brads	461		
Blanks (cardboard)	166			Braces	120		
" knife	449			Braids	246		
" nut, bolt and hinge	463			Braids, hair	591		
" spade and shovel	431			Bran	259	743	969
Blast furnace slag	154			Brandy and imitations of	142	704	
Blinds	154			Brass and manufactures of	411		
" doors and sashes		931	1063	Brass band instruments	508		
Blocks, aluminum	409	833	1017	" caps for use in mfr. electric			
" gun, last, oar, wagon	639			batteries	412		
" lead	492			" in strips	412		
" match		925		" old and scrap	413	835	1017
" tin	501			" rods, sheets, tubing, etc.		836	1017
" zinc	505			Brazil nuts	311		
Blootus	449			Bread		749	971
Blouses, cotton	562			Bread unleavened, for religious pur-			
" linen	578			poses	265		
" silk	595			Breadstuffs	255	737	955
Blueberries	302			Brick and tiles	179	721	956
Blueing, laundry	154			Bridges, iron	436		
Board, card and paste	166			Brilliants, cotton	568		
" felt	168			Brimstone	203		
" mill	169			Bristles, animal	182		
Boards, sawn, not shaped	639			" vegetable	183		
" and planks		921	1058	Britannia metal, pig and bar	415		
Boats, life, etc.	154			" manufactures of	416		
" open	633			British gum	183		
Bobbinet	565			Brocade, bronze powder and gold			
Boilers	441			liquid paint	516		
Boiler tubes	481			Bromides	204		

Articles.	Exports.		
	Imports.	Canadian.	Foreign.
B	Page	Page	Page
Bromine.....	204		
Bronze, phosphor.....	437		
Broom corn.....	183		
Brooms and whisks.....	183	722	957
Brushes.....	183	722	957
Brushes, hair brush pads.....	184		
Brussels carpets.....	604		
Buckles, iron or steel.....	416		
" and clasps, steel for.....	477		
Buckran.....	125		
Buckwheat.....	256	738	
" flour or meal.....	260		
Buggies.....	628		
Builders' hardware.....	447		
Building blocks, partition, hollow and fire-proof building tile.....	180		
Building brick.....	179		
Building plans.....	515		
" stone.....	549	887	
Bulbs electric light, glass for.....	212		
Bulbs, flower.....	527		
Bullets, lead.....	493		
Bullion and coin.....	659	839	1067
" fringe.....	185		
" silver.....		839	
Buoys, gas.....	446	852	1023
Burgundy pitch.....	204		
Burrs, brass.....	413		
Burrs, copper.....	418		
Burrstones.....	549		
Bushes.....	528		
Butter.....	322	787	987
Buttons.....	121	699	944
Button blanks.....	121		
Buttons—Total.....	123		
Butts and hinges.....	436		
Butts, jute.....	584		
C			
Cabinet furniture.....	651		
Cabinetmakers' hardware.....	447		
Cabinets of coins or medals and stamps.....	185		
Cages, bird, rat and squirrel.....	416		
Cake, alum.....	198		
Cake, oil, cotton seed and palm nut.....	511	879	
Calcium carbide.....		727	
Calendars, advertising.....	156		
Calfskins, dressed.....	359		
Calumba root.....	224		
Cambric.....	568		
Cameras and kodaks, brass and aluminum parts.....	511		
Camphor gum.....	212		
Canwood.....	205		
Canada plates.....	473		
Candles.....	373	816	1006
Candy, sugar.....	338		
Cane, split.....	637		
Cane, sugar, shredded.....	337		
Canes, all kinds.....	637		

Articles.	Exports.		
	Imports.	Canadian.	Foreign.
C	Page	Page	Page
Canned meats.....	325	792	990
Canoes.....	633		
Canvas.....	580		
Caoutchouc.....	400		
Caps.....	125	700	945
" fur.....	355		
Caps for umbrellas.....	498		
" iron and nickel, for whips.....	636		
" percussion.....	245		
Caraway seed.....	538		
Carbolic oil.....	378		
Carbon bisulphide.....	205		
Carbon black.....	517		
Carbon dioxide.....	205		
Carbons and carbon points.....	241		
Carboys.....	365		
Cardamon seed.....	538		
Cardboard and blanks.....	166		
Card clothing, machine.....	407		
Cards, pictorial show, printed stamp- ed, etc.....	156		
Cards, playing.....	167		
Carpet bags.....	625		
Carpeting, hemp and jute.....	578		
Carpet linings.....	578		
Carpets.....	557		
" woollen.....	603		
Carpet sweepers and hand vacuum cleaners.....	185		
Carriages.....	628	509	1053
" parts of.....	628	909	1053
Carrot seed.....	540		
Cars, railway.....	629		
Cartridges, gun, rifle and pistol, etc.....	245	734	963
" and cartridge cases.....	245		
Carts.....	628	909	1053
Cart or wagon skeins or boxes.....	437		
Cases, for jewels, silverware, etc.....	247		
Cases, cartridge.....	245		
" ornamental.....	246		
Casein.....	205	728	960
Cash registers.....	185		
Casings, sausage.....	331	799	994
Caskets.....	648		
Cassava flour for explosives.....	185		
" flour.....	260		
" root, unground.....	265		
Cassimeres.....	611		
Cast-iron pipes.....	465		
" scrap iron.....	471		
Castile soap.....	391		
Castings, all kinds.....	437	850	1022
Castor oil.....	384		
Catalogues.....	156		
Cat-gut.....	397		
" strings.....	397		
Catsups.....	320		
Cattle.....	114	696	942
Cattle food containing molasses.....	260		
Caustic potash.....	220		
" soda.....	226		
Cedar logs.....		916	

Articles.	Imports.			Exports.			Articles.	Imports.			Exports.		
	Page	Canadian	Foreign	Page	Canadian	Foreign		Page	Canadian	Foreign	Page	Canadian	Foreign
C							C						
Cedar, red.....	639						Clock springs, etc.....	491					
" Spanish.....	643						Closets.....	135					
Celluloid.....	186						Cloth, coated or sized.....	559					
Celluloid and manufactures of.....	186						Clothes-wringers.....	189					
Celluloids of books, etc. (stereotype).....	499						Clothing (apparel).....	120	700	945			
Cement.....	186	723	957				Clothing, cotton.....	562					
Cement, copper.....		837					Clothing, horse, shaped.....	583					
Cement-making machines.....	451						" india-rubber.....	398	827	1013			
Cereal foods.....	266	750	971				" linen.....	578					
Cerium, nitrate of.....	193						" silk.....	595					
Chains, iron or steel.....	438						" woollen.....	609					
" of hair.....	591						" donations of, for charitable purposes.....	189					
Chalk and chalk stone.....	549						Cloth, book-binders.....	565					
Chamois skins.....	361						" bolting.....	597					
Champagne.....	150						" hair.....	591					
Chandeliers.....	491						" mohair.....	613					
Channels, iron.....	432						" woollen.....	611					
Charcoal.....	189	723	958				Clover seed.....	549	883	1039			
Charts.....	160						Coal, anthracite and dust.....	188					
Cheese.....	322	788	987				Coal, bituminous.....	189	723	958			
Chemicals.....	194	726	959				Coal handling machines.....	451					
Cheques.....	157						Coal oil, crude.....	379	819	1007			
Cherries.....	303						" products of, n.o.p.....	381					
Cherry lumber.....	649						" fixtures.....	421					
" trees.....	528						" refined.....	378	819	1005			
Chessmen, draughts, etc.....	249						Coatings.....	612					
Chestnut lumber.....	649						Coat linings.....	612					
Chicle, gum.....	212	730	961				Coats, fur.....	355					
Chicory.....	277						Cobalt.....		836				
Chimney linings.....	181						" alloys.....		836				
Chimneys, glass lamp.....	367						" metallic.....		837				
China clay.....	189						" oxides and cobalt salts.....		728				
" stone.....	549						Cocaine.....	297					
" ware.....	237						Cochin-al.....	297					
Chloralum.....	206						Cocoa beans not roasted.....	272					
Chlorate of potash.....	221						" butter.....	272					
" soda.....	227						" matting and mats.....	257					
Chloride of aluminium.....	206						" paste or liquor.....	273					
" lime.....	206						" and chocolate preparation of.....	274					
Chloroform and solutions of peroxide of hydrogen.....	232						Cocoanuts.....	276					
Chocolate.....	279						Cocoanuts and preparations of.....	277					
Chrome steel.....	449						Cocanut oil.....	385					
Chronic iron.....		851					Cocoboral.....	639					
Chromos.....	155						Codfish.....	285	754	974			
Chromotypes.....	155						Cod liver oil.....	375					
Chronometers.....	187						Coal oil.....	376	817	1006			
Church vestments.....	558						Coffee.....	278	753	974			
Churns, wood.....	654	933	1064				Coffee, condensed.....	278					
" earthenware.....	238						Coffins.....	648					
Cider.....	137	793					Coin, gold.....	659	938	1076			
Cigarettes.....	621	901	1049				Coins, cabinets of.....	185					
Cigars.....	621	902	1049				Coir and coir yarn.....	559					
Cinders.....		723	958				Coke.....	191	725	959			
Ginnabar.....	417						Coke, ground, etc.....	191					
Citron peel.....	397						Collar buttons.....	121					
Clams.....	284	733					Collar cloth paper, union.....	175					
Clapboards.....	640						Collars, lace.....	249					
Clasps for purses, etc.....	421						" of linen or cotton, xylonite.....	123					
Clays.....	189						Collections of antiquities, coins.....	185					
Clay, manufactures of.....	179	721	956				Collodion.....	207					
Cliff stone.....	549						Colours.....	516					
Cloaks, fur.....	355						Cologne water.....	524					
Clocks and watches.....	187						Combs.....	192					

Articles.	Exports.			Articles.	Exports.		
	Imports.	Canadian.	Foreign.		Imports.	Canadian.	Foreign.
C	Page	Page	Page	C	Page	Page	Page
Comforters, bed, woollen.....	602	Cranberries.....	303
Commercial blank forms.....	157	Cranes.....	451
Communion sets.....	192	Crape.....	576
Compasses.....	187	C. C. or cream-coloured ware.....	238
Composition metal.....	417	Cream.....	316	785	987
" ornaments.....	245	" condensed.....	316	785	987
Compressors, air.....	455	" separators.....	440	851	1022
Concrete mixing machines.....	451	" sizing.....	183
Condensed milk.....	316	786	987	Cream of tartar, in crystals.....	297
Confectionery.....	338	799	994	Creosote oil.....	821	1009
Confectionery, labels for.....	161	Creosoted lumber.....	645
Consuls General, articles for.....	131	Crinoline, steel wire for.....	487
Containers, paper.....	166	Crocks, earthenware.....	238
Contractors' outfits.....	725	959	Crossings for railways.....	469
Copal gum.....	211	Crowbars.....	480
Copper and manufactures of.....	417	837	1018	Crucibles, clay or plumbago.....	193
" black or coarse.....	837	Crucible sheet steel.....	175
" cement.....	837	Crushers, rock, ore.....	455
" fine, in matte, etc.....	837	Crushers, grain.....	453
" in pigs.....	417	837	1018	Crystals, tin.....	502
" in strips, sheets, etc.....	418	838	Cryolite.....	420
" old and scrap.....	418	837	Culbear, extract of.....	219
" precipitate.....	222	Cuff buttons.....	121
" sulphate of.....	231	Cuffs, linen or cotton, etc.....	124
Copperas.....	251	Cultivators.....	424	840	1018
Copra, not prepared.....	277	Cumin seed.....	538
Cord, gut.....	397	Cups, brass.....	412
Cordage and twine and manufactures of.....	559	892	1043	" worn as prizes.....	535
Cords, cotton.....	568	Curling stones.....	193
" fancy.....	246	Currant bushes.....	528
" hair.....	591	Currants, dried.....	298
Cordials.....	143	Currants, green.....	303
Cordovan leather.....	361	Curry combs.....	447
Coriander seed.....	538	Curtain stretchers.....	650
Cork matting.....	593	Curtains.....	576
Cork wood or cork bark.....	638	Cutch.....	233
Corks.....	649	Cutlery.....	441
Corn, canned.....	349	Cutlery, steel for.....	449
" cracked, dried, etc.....	261	Cutters.....	631
" Indian.....	257	739	966	Cutters, paper.....	456
" meal.....	260	714	Cyanamid.....	729
" starch.....	546	Cyanide of potassium.....	268
" syrup.....	335	" sodium.....	268
Cornish and belted rolls.....	455	Cyanogen.....	268
Cornwall stone.....	549	Cyclometers.....	193
Corset clasps, steel and steel wire, and steel for.....	124	D
Corsets.....	123	Damaged goods.....	194
Corundum, ore.....	869	1031	" grain, flour and meal.....	261
Costumes and scenery, theatrical.....	193	Damar gum.....	211
Cottolene.....	323	Damask of cotton.....	571
Cotton and manufactures of.....	561	893	1044	" linen.....	579
" fabrics.....	565	893	1044	Dates.....	299
" rags.....	635	914	1056	Deal ends.....	920
Cotton-seed cake and meal.....	511	Deals, pine.....	919	1057
Cotton-seed oil.....	386	Deals, spruce and other.....	919	1058
Cotton thread for the manufacture of incandescent gas mantles.....	193	Decalcomania paper.....	167
Cotton warp.....	574	Decanters.....	365
" waste.....	895	1044	Degras.....	374
" wool.....	570	Demijohns, earthenware.....	238
Coutilles for corset-makers.....	567	Demijohns, glass.....	365
				Dental engines, electric.....	452

SESSIONAL PAPER No. 10b

Articles.	Exports.			Articles.	Exports.		
	Imports.	Canadian.	Foreign.		Imports.	Canadian.	Foreign.
D	Page	Page	Page	E	Page	Page	Page
Dental instruments.....	479			Electric apparatus.....	241	733	963
Derricks.....	451			" dynamos.....	242		
Desks, writing.....	246			" light fixtures.....	421		
Dextrine.....	208			Electro-plated ware.....	422		
Diamonds.....	533			Electrotypes.....	499	873	1033
" drills.....	452			Elemy gum.....	211		
" dust.....	533			Elixirs.....	231		
" unset.....	533			Elm logs.....		917	1057
Diaper, cotton.....	568			" timber.....		928	1061
" linen.....	579			Embroideries.....	577		
Dice, bone or ivory.....	249			Emery in bulk.....	112		
Diggers, post-hole.....	428			" paper.....	113		
" potato.....	428			" wheels.....	112		
Digitalis foliæ.....	224			Enamelled leather.....	359		
Disks for engraving rollers.....	411			Enamel sizing.....	183		
Disinfectants.....	214			Engravings.....	515		
Doeskins.....	611			Engines, fire.....	442		
Dogs.....	115			" gasoline.....	442	851	1022
Dogwood.....	639			" locomotive.....	443		
Dolls, all kinds.....	250			" portable.....	452		
Donations from abroad.....	194			" steam.....	443		
Dongola leather.....	361			Entomological specimens.....	179		
Doors.....	650			Envelopes.....	167		
" sashes and blinds.....		931	1063	Esparto grass.....	587		
" for safes and vaults.....	470			Essences.....	231		
Drafts, forms of.....	157			Essential oil.....	382		
Dragon's blood.....	208			Ether, nitrous.....	145		
Drain pipes, glazed or unglazed.....	181			" sulphuric.....	23		
" tiles, not glazed.....	181			Ethyl.....	144		
Draughts.....	249			" alcohol for use in the arts.....	144		
Drawers, cotton.....	563			Explosives.....	243	734	963
" silk.....	567			Extract of saffron or safflower.....	224		
" wool.....	611			Extracts beef.....	326		
Drawings.....	515			" containing spirits.....	231		
Drays.....	631			" fustic, logwood or oak bark.....	215		
Dress goods of silk.....	598			" hemlock bark.....		729	961
" wool.....	611			" indigo.....	213		
Dressing, harness, etc.....	153			" of archill or cudbear.....	219		
" leather.....	153			" of madder.....	215		
Dressings, antiseptic surgical.....	232			" of malt.....	216		
Drills, diamond.....	452			Eyebar blanks, iron and steel.....	445		
" grain seed.....	424	841	1019	Eyeglasses.....	513		
Drugs, crude, such as barks, flowers, etc.....	209			Eyelets and eyelet hooks.....	413		
" dyes, chemicals and medicines.....	194	726	959				
" " Recapitulation.....	236	732	962				
Dryers, Japan and liquid.....	522						
Duck, cotton or linen, circular.....	566						
Dust, gold-bearing.....		839	1018				
Dye stuffs.....	209	729	960				
Dynamos.....	242						
E				F			
Earthenware.....	237	733	963	Fabrics, cotton.....	566	893	1044
Earths, crude only.....	240			" " coloured.....	567		
" ochrey.....	519			" " uncoloured.....	568		
Ebony.....	639			" silk.....	597		
Eels.....		759		" woollen.....	611		
Effects of subjects dying abroad.....	129			Fancy goods.....	245		
" settlers.....	544	885	1040	" grasses.....	587		
Eggs.....	323	789	988	Fanning mills.....	453		
" fish.....	288			Fans.....	247		
Elastic.....	241			Fashion plates.....	163		
" rubber thread.....	402			Feathers, artificial.....	248		
				" bed.....	251		
				" dressed.....	248		
				" ostrich, dressed.....	248		
				" undressed.....	247		
				Featherbone in coils.....	251		
				Felloses, (wood).....	638		
				Felt, adhesive.....	577		

Articles.	Imports.			Articles.	Exports.		
	Page	Canadian.	Foreign.		Page	Canadian.	Foreign.
F	Page	Page	Page	F	Page	Page	Page
Felt, board	168	Folding machines	456
" board for gun wads	164	Foliae digitalis	224
" cloth	612	Foodstuffs	255	737	965
" hats	126	Recapitulation	352	805	998
" manufactures of	896	1045	Foods, cereal	266	750	971
" and roofing paper	713	953	Foots (grease)	374
Feldspar	549	888	1041	Forest, articles, produce of	929	1062
Fence posts	638	Forgings	445
Fencing foils	435	Forks, steel	441
" wire	485	" pronged	425
" buckthorn and strip	485	Fossils	533
Fennel seed	538	Fowls	115
Fenugreek seed	538	Foundry facings of all kinds	353
Ferment cultures	200	Frames for pictures	421
Ferro-manganese	444	" picture	526
Ferro-silicon	44	852	1023	Free-stone	887	...
Ferrules for umbrellas	49	Freight rates	160
Fertilizers and manures	252	735	964	French mustard	317
uncompounded or unman-	" odours	525
ufactured	252	736	...	Fringe, bullion	185
Fibres and grasses	587	Fringes	246
Figs	299	Frogs, iron or steel	469
Films	481	Fruits, labels for	161
Fillets, cotton and rubber	398	" plants	529
Film for photographer's use	165	713	953	" syrup	139
Firearms	446	852	1023	" and nuts	298	778	982
Fire brick	179	" canned	307	782	985
clay	181	Fuller's earth	354
engines	442	Fulminates	734	964
extinguishers	445	Furniture of wood, etc.	651	931	1063
Fire-proof paint	520	" springs	421
Firewood	647	915	...	Furs and skins and manufactures of	255	806	999
Fireworks	243	" hides and leather	354	806	999
Fish and fish products	281	735	974	Fur tails in the raw state	354	809	...
hooks, etc.	254	Fuse heads of metal	242
labels for	161	Fuses, non-metallic	244
offal	371	Fusel oil	141
oils	375	817	1006	Fustic, extract of	245
Fisheries, articles for use of	254	Futtocks and knees	916	...
produce of, n. o. p.	297				
Fishing lines and fixtures	254	G			
rods	650	Galvanic batteries	243
Fish-plates, railway	468	Gambier	233
Fittings for pipes (iron and steel)	465	Game	327	793	990
Fixtures, gas, coal oil, etc.	421	" bags	397
Flag staves, etc.	549	" cannister	551
Flannels, woollen	612	Garden seeds	541
Flasks	365	Gas buoys	446	852	1023
Flax	582	897	1045	" fixtures	421
benop and jate and infrs. of	577	897	1045	Gaslight shades	421
seed	540	883	1039	Gas mantels	422
seed oil	387	" meters	422
yarn	586	Gasoline engines	442	851	1022
Flints and flint stones	550	" launches	633	912	1055
paper	113	" or naphtha	379	819	1008
Florist stock	527	Gedda gum	211
Flower odours	525	Gelatine	210
Flowers, artificial	248	Generators, electric	242
Flour, buckwheat	269	Gentian root	224
rice and sago	269	Geographical globes	160
rye	262	746	...	German potash salts	243
wheat	263	746	970	" silver	495
Folder or feed cutters	453	Giant powder	244
Folders	162				

Articles.	Imports.			Exports.			Articles.	Imports.			Exports.														
	Page	Canadian	Foreign.	Page	Canadian	Foreign.		Page	Canadian	Foreign.	Page	Canadian	Foreign.												
G													G												
Gilt ware.....	422						Gums.....	446	852	1023															
Gin, all kinds.....	144	704	948				Gut, cat, whip, etc.....	397																	
Ginger ale.....	138						" and cord, etc.....	397																	
" ground.....	334						Gutta-percha, India-rubber and man-																		
" preserved.....	308						ufactures of.....																		
Ginseng root.....	224						Gypsum, crude.....	397	827	1013															
Girders, iron.....	432						" ground.....	553	889	1041															
Glass and manufactures of.....	365	815	1005																						
" battery jars.....	241						H																		
" paper.....	113						Haddock.....	285	759	974															
" plate.....	368						Hair and manufactures of.....	591	899	1045															
Glauber salts.....	225						" oils.....	525																	
Globes, geographical, topographical							Habibut.....	287	760	976															
and astronomical.....	160						Hammocks.....	561																	
Globes, glass.....	367						Hams.....	324	793	991															
Globules, or iron sand.....	112						Hand carts.....	632																	
Glove fasteners.....	413						Handle bolts.....	638																	
" leather.....	359						Handles, ash.....	651																	
Gloves and mitts.....	124						" D. shovel.....	651																	
Glucose and glucose syrups.....	335						" hickory.....	651																	
Glue.....	371						Handkerchiefs, cotton.....	569																	
" stock.....		815	1005				" linen.....	583																	
Glycerine crude.....	219						" silk.....	599																	
" for explosives.....	211						Hangings, paper (wall).....	168	715	954															
" n.o.p.....	211						Hardware.....	147	853	1023															
" nitro.....	244						Harness and saddlery.....	362	812	1004															
Goats.....	115						" soap.....	392																	
Gold and silver, manufactures of.....	422	839	1018				Harrows.....	425	842	1019															
Gold-bearing quartz, etc.....		839	1018				Harvesters.....	425	843	1019															
" beaters, moulds.....	373						Hat boxes.....	623																	
" beaters' skins.....	373						Hatchets.....	480																	
Goods exported and returned.....	129						Hats, caps and bonnets, and articles																		
Gooseberry bushes.....	529						for.....	125	700	945															
Gooseberries.....	303						Hats, fur.....	355																	
Governor General, articles for.....	132						" Total.....	127																	
Grain.....	255	737	965				Hatters' bands, bindings, etc.....	126																	
" crushers.....	453						" furs.....	126																	
" products of.....	259	743	969				" irons.....	470																	
Granite.....	551	890	1042				" plush.....	126																	
Graniteware, white.....	239						" sides and tips.....	126																	
Grape fruit.....	305						Hay.....	403	836	1015															
" sugar.....	355						" loaders.....	425																	
" vines.....	529						" presses.....	454																	
Grapes.....	304						" rakes (horse).....	429	845																
Grass, fancy, dried.....	587						" toddlers.....	426																	
" fibres and manufactures of.....	587						Headings and staves.....	638	924	1059															
" hats, caps, etc.....	125						Head lights.....	491																	
" plaits.....	125						Heads, rubber, for whips.....	636																	
" seed.....	540	884	1039				Hemlock bark, extract of.....																		
Gravel and sand.....	552	888					" logs.....		729	961															
Grease, etc.....	371	816	1006				Hemp, dressed or undressed.....		917																
" and scraps.....		816	1006				" paper.....	583	897	1045															
" oils, soap and wax. Recapit-							Herrings.....	164																	
ulation.....	396	826	1012				Hickory billets, spokes, etc.....	287	761	976															
Grindstones.....	552	889	1041				" handles.....	639																	
Groceries.....		783	986				" lumber.....	651																	
Gnano.....	253						Hides, raw.....		920	1058															
Guavas.....	304						Hinges.....	356	808	1001															
Gum, chicle.....	212	730	961				Hoes.....	436																	
Gums, amber, etc.....	211						Hogs.....	426																	
Gumwood lumber.....	640						Hominy.....	118																	
Gun, barrels, rough.....	446						Honey.....	261																	
" caps, percussion, and wads.....	215						Hoods, unfinished.....	315	784	986															
" powder.....	244						Hoofs.....	127																	
" rifle and pistol cartridges.....	245	734	963					357	808	1001															

Articles.	Imports.			Articles.	Exports.		
	Imports.	Canadian.	Foreign.		Imports.	Canadian.	Foreign.
H	Page	Page	Page	I	Page	Page	Page
Hooks, fish.....	254			Iron and steel air compressors.....	455		
Hoop iron.....	447			" anchors.....	432		
" poles.....		926	1060	" angles, rolled.....	432		
Hoop poles.....		926	1060	" anvils.....	433		
Hops.....	315	784	986	" attachments, binding.....	424		
Horns.....	357	808	1001	" axes.....	480		
Horse clothing, shaped.....	583			" axles, etc.....	433		
" hair.....	592			" balances.....	470		
" powers.....	454			" balls, steel, for use on			
" rakes.....	429			bearings.....	433		
" shoes.....	448			hand.....	434		
Horses.....	116	697	943	" bar.....	434	849	1021
Hose, rubber.....	399	828	1013	" bayonets.....	435		
Hosiery, cotton.....	563			" beams for vessels.....	475		
" silk.....	596			weighing.....	470		
" woollen.....	610			" billets.....	435		
House furniture.....	651	931	1063	" blades, knife.....	449		
Household effects.....	544	885	1040	" blanks, eye bar.....	445		
effects of Canadians dying				" knife.....	449		
abroad.....	129			" blooms.....	449		
Hub blocks.....	639			" boiler tubes.....	481		
Hydrated oxide of ethyl.....	144			" boilers.....	441		
Hydro-fluo-silicic acid.....	195			" bolt blanks.....	463		
Hymn books.....	157			" bolts.....	463		
Hypochlorite of lime.....	206			" bookbinders machinery.....	456		
Hyposulphite of soda.....	227			" bowls, steel.....	440		
" sodium.....	230			" brads.....	461		
I				" bridge plates.....	467		
Ice.....	404	831		" bridges.....	436		
" creepers, steel for.....	477			" butts and hinges.....	436		
Ice-land moss.....	589			" Canada plates.....	473		
Illustrations, pictorial, for schools.....	526			" cart or wagon skeins			
Imitation precious stones.....	534			or boxes.....	437		
Implements, agricultural.....	424	849	1018	" cast iron pipe.....	465		
" " parts of.....	431	847	1021	" scrap.....	471		
India-rubber and mfrs. of.....	397	827	1013	" castings.....	437	850	1022
Indian corn.....	257	739	966	" chains.....	438		
" madder.....	215			" channels.....	432		
" meal.....	260	744		" charcoal, pig.....	464		
" work.....		831	1015	" chrome.....	440		
Indigo.....	213			" chromic iron.....		851	
" paste and extract.....	213			" Cornish rolls.....	455		
Ingot moulds.....	424			" cranes.....	451		
Ingots, aluminum.....	409			" crossings.....	469		
" copper.....	417			" crowbars.....	480		
" iron and steel.....	449	850		" crucible sheet steel.....	475		
Ink, printing.....	164			" cultivators.....	424	840	1018
" shoemaker's.....	153			" curry combs.....	447		
" writing.....	164			" cutlery.....	441		
Instruments, philosophical, etc.....	511	879	1037	" cuttings or clippings,			
" surgical and dental.....	479			wrought iron, sheet			
Insulators of all kinds.....	243			or plate.....	471		
Iodine, crude.....	213			" derricks.....	451		
Ipecacuanha.....	224			" doors for safes and			
Iris.....	224			vaults.....	470		
Iron ore.....	461	858	1026	" drills, grain seed.....	424	841	1019
" acetate, solution.....	214			" rock.....	455		
" liquor.....	214			" ends, steel bloom, etc.....	471		
" sand or globules.....	112			" eyebar blanks.....	445		
" sulphate.....	231			" engines, gasoline.....	442	851	1022
" and steel and mfrs.....	424	840	1018	" locomotive.....	443		
" " adzes.....	480			" portable.....	442		
				" fencing foils.....	433		
				" ferro-manganese.....	444		

Articles.	Exports.			Articles.	Exports.		
	Imports.	Canadian.	Foreign.		Imports.	Canadian.	Foreign.
I	Page	Page	Page	I	Page	Page	Page
Iron and steel, ferro-silicon.....	414	852	..	Iron and steel, machinery concrete-			
" files.....	481			" mixing.....	451		
" fire-arms.....	446	852	1023	" embossing.....	456		
" fire extinguishers.....	445			" fanning mills.....	453		
" fish plates.....	468			" folding.....	456		
" fittings.....	465			" for mfr. of			
" flat, cold rolled.....	445			" linen.....	451		
" " wire.....	487			" gold mining.....	453		
" fodder or feed cutters.....	453			" machines,			
" forgings or forged iron.....	445			" other.....	460		
" forks, pronged.....	425			" mining.....	454		
" frogs, railway.....	469			" mowing.....	127	843	1019
" gas, buoys.....	446	852	1023	" paper cutting.....	456		
" gasoline engines.....	442	851	1022	" paper pulp			
" girders.....	432			" mill.....	455		
" grain crushers.....	453			" portable.....	455		
" gun barrels, rough.....	446			" printing pres-			
" hardware.....	447	853	1623	" ses.....	455		
" harrows.....	425	842	1019	" rolling mill.....	456		
" harvesters.....	425	843	1019	" ruling.....	456		
" hatchets.....	480			" sewing.....	457	854	1024
" hatters' irons.....	470			" smelting.....	454		
" hay knives.....	427			" steam shovels			
" " tedders.....	426			" strength test			
" huge blanks.....	463			" ing.....	470		
" hinges, T and strap.....	463			" traction ditch-			
" " ".....	479			" ing.....	459		
" hoes.....	426			" typesetting.....	459		
" horse powers.....	454			" type-writing.....	459	855	1025
" " rakes.....	429			" well digging.....	460		
" " shoes.....	448			" wind mills.....	460		
" hoop.....	447			" malleable castings.....	437		
" implements, agricul-				" manufactures, not enu-			
" " " tural.....	424	840	1018	" merated.....	489		
" " parts of.....	431	817	1021	" manure spreaders.....	427		
" ingots.....	449			" masks.....	435		
" " cogged.....	449			" masts.....	475		
" instruments, surgical				" materials for construc-			
" and dental.....	479			" tion of bridges.....	445		
" irons, hatters' and				" mattocks.....	480		
" tailors'.....	470			" mills, fanning.....	453		
" knees, ship.....	475			" " saw and planing.....	456		
" knives, hay, straw, etc.				" mould boards.....	467		
" " jack, pen and				" muskets.....	446		
" " pocket.....	441			" nails.....	461	861	1028
" " and forks.....	441			" needles.....	463		
" land sides.....	467			" nut blanks.....	463		
" lawn mowers.....	427			" ore crushers.....	454		
" locks.....	449			" " iron.....	464	858	1026
" locomotives.....	443			" paper cutters.....	456		
" " parts of.....	443			" percussion coal cutters.....	455		
" locomotive tires.....	480			" picks.....	480		
" loops.....	449			" pig.....	464	8.8	1026
" machinery.....	450	854	1024	" " charcoal.....	464		
" " adding.....	450			" pipe, cast iron.....	465		
" " beet root su-				" plate bridge.....	467		
" " gar factory.....	450			" " Canada.....	473		
" " briquette mak-				" " universal mill or			
" " king.....	450			" rolled edge steel.....	467		
" " earding, spin-				" plates, not less than 30			
" " ning, weav-				" in. wide.....	466		
" " ing.....	450			" " plough.....	467		
" " cement-mak g				" " sheared or un-			
" " coal-handling.....	451			" sheared.....	466		

Articles.	Exports.			Articles.	Exports.		
	Imports.	Canadian.	Foreign.		Imports.	Canadian.	Foreign.
I	Page	Page	Page	I	Page	Page	Page
Iron and steel plates, ships'	475			Iron and steel, shovels	450		
" " " " or sheets, cold				" " skates and parts of	474		
" " " " rolled	466			" " skains, cart or wagon	437		
" " ploughs,	428	844	1020	" " skelp	476		
" " post hole diggers	428			" " slabs, iron	449		
" " potato diggers	428			" " " steel	449		
" " presses, lithographic	455			" " sledges,	489		
" " " " printing	455			" " spades	436		
" " puddle bars	449			" " spiegeleisen	444		
" " pumps, hand	467			" " spikes	461		
" " " " power and parts	468			" " spreaders, manure	427		
" " rails,	498	859	1027	" " springs	477		
" " " " crop ends of	471			" " squares,	434		
" " railway spikes	469			" " steam shovels	457		
" " " " tie plates	469			" " steel bolts for use on			
" " rakes	429			" " " bearings, etc.	435		
" " " " horse	429	845		" " steel bowls	419		
" " rasps	481			" " " " for buckle clasps	477		
" " reapers	429	846	1020	" " " " for ice creepers	477		
" " revolvers	446			" " " " for rifles	446		
" " rifles	446	852	1023	" " " " for saws	477		
" " rivets	463			" " " " for ships	475		
" " rock crushers	455			" " " " for straw cutters	477		
" " " " drills	455			" " " " ingots, etc.	449		
" " rods, chain	439			" " " " mower and reap-			
" " " " rolled for horse-				" " " " er knives	475		
" " " " shoe nails	461			" " " " rails	468		
" " " " round wire	489			" " " " rods of, rolled	489		
" " rolls, Cornish and bel-				" " " " No. 20 gauge	478		
" " " " ted rolls	455			" " " " No. 12 gauge	477		
" " rolls of chilled iron or				" " " " stoves	478	860	1027
" " " " steel	469			" " strips	434		
" " rolled iron tubes for				" " " " for fencing	485		
" " " " bedsteads	482			" " structural work	436		
" " rollers, farms, roads-				" " surgical instruments	479		
" " " " or fields	425			" " switches	469		
" " sad irons	470			" " swords	435		
" " safes	470			" " tacks, shoe	479		
" " saws	487			" " tailors' irons	470		
" " scales	470			" " threshers	458	855	1024
" " scrap, cast	471			" " tools and implements	480	860	1028
" " " " iron or steel	470	859	1027	" " track tools	480		
" " " " from vessels				" " tubing	482		
" " " " wrecked	470			" " unenumerat'd articles	489	865	1029
" " " " wrought	471			" " vaults, floors for	470		
" " screws	472			" " vises	433		
" " scythes	429			" " ware, agate, granite			
" " sections, special	436			" " " " or enameled	484		
" " separators, cream	449	851	1022	" " ware, hollow, black or			
" " shafting, round, steel				" " " " coated	484		
" " " " in bars, not exceed-				" " washing machines	460	856	1025
" " " " ing 2½ inches in				" " waste	471		
" " " " diameter	473			" " wedges	480		
" " shapes, structural	436			" " weeders	424		
" " sheet	473			" " windmills	460		
" " " " corrugated, gal-				" " wire, 16 gauge or thim-			
" " " " vanized, etc.	473			" " " " ner	487		
" " " " for ships	475			" " " " Bessemer or			
" " " " Russia iron, flat	473			" " " " homo	485		
" " " " sheared or un-				" " " " buckthorn, etc.	485		
" " " " sheared	466			" " " " cloth	487		
" " shoes, horse	448			" " " " covered	486		

Articles.	Exports.			Articles.	Exports.		
	Imports.	Canadian.	Foreign.		Imports.	Canadian.	Foreign.
I	Page	Page	Page	L	Page	Page	Page
Iron and steel, wire crucible cast				Laces, boot, shoe, shirt and stay	129		
" " steel	486			Lace, lace-collars, etc	249		
" " fencing, barbed	485	863	1029	" white and cream-coloured (cot- ton)	570		
" " galvanized	486			Lacquers	522		
" " nails	462	861	1028	Lamb, fresh, etc	325		
" " rigging	187			Lambskin	359		
" " rope	488			Lampblack	517		
" " single or several	488			Lamp chimneys	367		
" " all other	488	864	1029	" shades	490		
" " wood	178			" springs	491		
Isinglass	210			" wicks	570		
Istle	588			Lamps	491	832	1016
Italian cloth	612			Lanterns	491	832	1016
Ivory black	517			" magic	497		
" manufactures	404			Lard	323	789	988
" nuts	404			" oil	381		
" unmanufactured	194			Lastings	122		
" vacuum points	234			Lasts of wood	652		
" veneers	405			Laths	640	920	
Ivories, piano key	104			" metallic	873	1033	
J				Lathwood	916		
Jaconet, Swiss	568			Launches	633	912	1055
Jalap root	224			Laundry soap	391		
Jams	309			" tubs	135		
Japan dryers	522			Lava, unmanufactured	113		
Japanned leather	339			Lavatories	135		
" tinware	539			Lavender water	524		
Japans	522			Lawn mowers	427		
Japonica, terra	233			Lawns, cotton	568		
Jars, glass	365			Lead and manufactures of	491	867	1030
Jeans, cotton, for corset makers	567			" pencils	177		
Jellies	309			" pipe	492		
Jewel cases	247			" white	518		
Jewellers' sweepings	501	873	1033	Leaf, gold and silver, Dutch and schlag metal	423		
Jewellery	465	831	1015	Leather and manufactures of	362	812	1003
Juices, lime and fruit	138			" board	168		
Junk, old	406	832	1016	" dressing	153		
Jute and manufactures of	577	897	1045	" glove	359		
" butts	584			" harness	359	809	1002
K				" leatheroid	168		
Kaimite	253			" sole	360	816	1002
Kangaroo leather	361			" tanners' scrap	340		
Kautavert fibre	587			" textile for whips	636		
Kaurie-gum	211			" upper	350	816	1002
Kelp	589			Leaves	209		
Kerosene oil	378	819	1007	Leeches	406		
Kid leather	359			Leghorn hats, unfinished	127		
Knees for ships	475			Lemon peel	307		
Knitted goods	593			Lemons	304		
" goods, woollen	609			Lenses, cotton	568		
" knitting yarn, cotton	574			Lenses for manufacture of cameras	512		
Knives, edging	426			Lichens	215		
" hay	427			Life-saving appliances	406		
" pen, jack and pocket	441			Lights, gas, side and head	491		
Kryolite	420			Lignite, products of	380		
L				Lignum vitæ	639		
Labels	161			Limbs, artificial	132		
Lac, crude	211			Lime	407	833	1016
				" acetate of	726	959	
				" chloride of	206		
				" hypochlorite of	206		
				" juice	138		

Articles.	Imports.			Articles.	Exports.		
	Page	Canadian	Foreign		Page	Canadian	Foreign
L				M			
Lime juice, Total.....	140			Mackerel.....	289	767	978
Limes.....	304			Madder.....	215		
Limestone.....		887	1042	Magazines.....	161		
Linen, blouses and shirt waists.....	578			Magic lanterns and slides therefor.....	407		
" brown or bleached.....	586			Magnesia.....	216		
" canvas, etc.....	580			Magnesite.....	549	889	1041
" thread.....	585			Mahogany.....	641		
Lines for fishing.....	254			Malleable iron castings.....	437		
Ling.....	285	754	974	Malt, flour.....	261		
Linoleum.....	593			" whole.....	262	745	970
Linotype machines.....	459	854	1024	" extract.....	216		
Linseed oil.....	387			Manganese ore.....		870	
Liquid dryers.....	522			" oxide of.....	216		
Liquid preparations for disinfecting.....	214			Mangoes.....	304		
Liquors.....	143			Manilla grass.....	589		
Liquor, iron.....	214			" hoods.....	127		
" red.....	223			Mantels of slate.....	547		
Liquorice paste, rolls, etc.....	214			Manufactures, n.e.s.....		937	1066
" root.....	224			Manure spreaders.....	427		
Liquors, spirituous, etc.....	141	701	947	Manures.....	253		
Lists, price.....	156			Manuscripts.....	161		
Litharge.....	519			Maple sugar and syrup.....	335	799	995
Lithographic presses.....	455			" timber.....		928	
" stones.....	553			Maps.....	160		
Literary papers.....	161			" insurance.....	161		
Litmus.....	215			" and manufactures of.....	546	887	1041
Lobsters.....	289	766	978	Marine animals, skins of.....	354	807	1000
Locks.....	449			Masks.....	435		
Locomotive engines.....	443			Mastic gum.....	211		
" tires.....	480			Mats and spars.....		925	1060
Locust beans.....	266			Match blocks.....		925	
Logs.....	639	916	1037	" splints.....		933	
Logwood, extract of.....	215			Matches.....	632	932	1063
Looking glass, German.....	366			Material for the construction of.....			
Loops, iron.....	449			bridges.....	436		
Lotions.....	231			Mathematical instruments.....	511		
Lubricating oil.....	384			Matrices.....	500		
Lumber.....	639	918	1057	Matrix, paper and printing.....	169		
Lye.....		730		Mats.....	557		
M				" India-rubber.....	399	828	
Macaroni.....	267			Matte, copper.....		837	
Mace.....	332			Matting, cocoa.....	557		
Machine-card clothing.....	407			" India-rubber.....	399	828	
" tools.....	480	860	1028	" paper.....	170		
Machines and machinery.....	450	854	1024	Mattocks.....	48		
" embossing.....	456			Mattresses, hair and spring.....	408		
" folding.....	456			Meal, corn.....	260	714	
" linotype.....	459	854	1024	" damaged.....	261		
" mowing.....	427	843	1019	" oil cake, cotton-seed cake and.....			
" paper cutting.....	456			" palm-nut cake.....	511		
" portable.....	455			Meats.....	324	790	988
" printing.....	455			" canned.....	325	792	990
" ruling.....	456			" dried or smoked.....	326		
" sewing.....	457	854	1024	" labels for.....	161		
" strength testing.....	470			Medicines, proprietary (see Drugs).....	217		
" threshing.....	458	855	1024	Meerschaum, crude or raw.....	494		
" type setting.....	459			Menageries.....	408	833	1016
" typewriting.....	459	855	1025	Melons.....	347		
" washing.....	460	856	1025	Mescal.....	143		
Machinery for the mfr. of linen.....	451			Metallic elements and tungstic acid.....	494		
" mining and other.....	451			Metal parts for buttons.....	494		
" ships.....	475			Metals and minerals and manufac-.....	468	833	1047
				tures of.....	507	875	1034
				Metals and Minerals-Recapitulation.....			

Articles.	Imports.			Articles.	Exports.		
	Page	Canadian.	Foreign.		Page	Canadian.	Foreign.
M				N			
Meters, gas.....	422			Nails, brass.....	413		
Methyl alcohol.....	145			" composition.....	462		
Methylated spirits.....	145			" copper.....	418		
Mexican fibre.....	588			" cut.....	462		
Mica.....		868	1031	" iron wire.....	462	861	1028
Military and naval articles.....	131			" sheathing.....	462		
Milk, condensed.....	316	785	987	Naphtha.....		819	1008
" food.....	316			" wood.....	145		
" fresh.....	316	785		Napkins of cotton.....	571		
Mill board.....	169			Navy, articles for.....	131		
" feed.....	259			Neat, cattle.....	114		
Mills, fanning.....	453			Neatsfoot oil.....	382	820	1009
" planing.....	456			Nectarines.....	306		
" saw.....	456			Needles.....	463		
" stamp.....	455			Netting, cotton, silk, etc., (fancy goods).....	249		
Mince-meat, condensed.....	309			Netting and nets (fancy goods).....	249		
Mine, products of, n.e.s.....		875	1034	Nets for fisheries.....	254		
Mineral and aerated waters.....	141	703	947	" lawn tennis.....	561		
" oil.....	378	819	1007	Newspapers.....	161		
" pigments.....		881		Nibs, cocoa.....	274		
" soap.....	393			Nickel and manufactures of.....	495		
" substances.....	506			Nickel anodes.....	410		
" wax.....	395	826	1012	" ore, matte and speiss.....		869	
Mineralogical specimens.....	179			Nicotine sulphate.....	218		
Minerals and metals and manufactures of.....	4	833	1017	Nitrate compounds for mfr. of explosives.....	218		
Mineral wax.....	395	826		Nitrate of ammonia.....	199		
Mining machinery.....	453			" iron.....	214		
Miscellaneous articles, n.e.s.....		938	1067	" lead.....	492		
Mitts, all kinds.....	124			" potash.....	221		
Models of inventions.....	507			" soda.....	228		
Mohair cloth.....	122			Nitro, sweet spirits of.....	145		
" yarn.....	617			Nitric acid.....	196		
Molasses.....	536		995	Nitrite of soda.....	228		
Molybdenite.....		868		Nitro-glycerine.....	244		
Morocco leather.....	359			Noils.....	615		
Morphine.....	217			Notches for umbrellas.....	498		
Moss, Iceland.....	589			Notes, promissory, forms for.....	157		
Motor cars for railways.....	443			Novels.....	162		
Motors, electric.....	242			Nuggets, gold-bearing.....		839	1018
Mouldings, wood, plain and gilded.....	652	933	1063	Nutgalls.....	218		
Moulds for gold beaters.....	373			Nutmegs.....	332		
" of metal, ingot, glass.....	424			Nuts.....	310	782	985
Mounts for umbrellas.....	498			" iron or steel.....	463		
Moving picture machines.....	407			" ivory.....	404		
Motor vehicles.....	627	903	1051	O			
Mowing machines.....	427	843	1019	Oak.....	641		
Mucilage.....	372			" bark, extract of.....	215		
Muffs, fur.....	555			" logs.....		917	
Munjeet.....	215			" timber square.....		928	1061
Muriate of potash.....	221			Oakum.....	511	879	1036
Muriatic acid.....	196			Oatmeal and rolled oats.....	262	745	
Mushroom spawn.....	542			Oats.....	257	739	967
Music, printed, etc.....	162			Ochres, ochrey earths.....	519		
Musical instruments.....	508	876	1035	Odours, flower.....	525		
" " for brass bands.....	508			Offal, fish.....	371		
" " for use in schools.....	626			Office furniture.....	651		
Musk.....	218			Oilcake and oilcake meal.....	511	879	
Muskets.....	446			Oil cloth.....	593	888	1046
Muslins.....	568			Oiled silk.....	594		
Mustard.....	317			Oil finish.....	522		
" seed.....	542						
Mutton.....	327	794	991				

Articles.	Exports			Articles.	Imports		
	Imports	Canadian.	Foreign.		Imports	Canadian.	Foreign.
O	Page	Page	Page	P	Page	Page	Page
Oils	375	817	1006	Pads, stair	578
Oil, animal	390	Pails	654	933	...
" animal	382	820	1009	Paintings	514	880	1037
" asphaltum for paving purposes	378	Paints and varnishes	516	881	1038
" china wool	388	Palm, leaf, unmanf.	590
" creosote	...	821	1009	" nut cake	511
" fish	375	" meal	511
" fusel	141	" oil	388
" hair	525	" spirits	142
" illuminating	350	Pamphlets, advertising	159
" lard	381	Papainc	219
" lubricating	356	Paper and manufactures of	164	713	953
" kerosene	378	819	1007	" albuminized	165
" mineral	378	819	1007	" album insides	164
" naphtha	...	819	1008	" autographic	165
" neats-foot	382	820	1009	" bags	165
" palm	382	" barber's	174
" peppermint	382	" baryta coated	179
" potato	141	" blank books	165
" vegetable	334	821	1009	" blanks	166
Oleographs	155	" blinds, wind w	175
Olive oil	387	" board	169	714	953
Olives in brine	318	" bond	165
Opium, crude, etc.	212	" book	172
" powdered	219	" border	168
Optical, philosophical, photographic and mathematical instruments	511	879	1037	" borders	172
Orange mineral	517	" boxed	172
" peel	307	" boxes	166
Oranges	305	" bulging	173
Ores, antimony	...	869	1031	" cardboard	166
" cobalt	496	" cards, playing	167
" iron	464	858	1026	" cigarette	171
" manganese	...	870	...	" cloth lined	169
" other	496	870	1031	" coloured	174
" zinc	...	870	...	" coated	169
Organ and piano players, mechanical	509	" cones	171
Organs	508	876	1035	" containers	166
" parts of	509	" cover	167
Organzine, silk	600	" crepe	174
Ornaments, bead	246	" cutters	456
" composition, etc.	245	" decalcomania	167
Orris root	224	" envelopes	167
Osters	646	" felt	168	713	953
Ostrich feathers	248	" felt board	168
Outfits, contractor's	725	959	...	" films for photographers' use	165	713	953
Overcoatings	612	" foil	172
Oxalic acid	196	" for cartridges	164
Oxide, arsenious	202	" fabrics	174
Oxides	520	" furniture	174
" of cobalt, etc.	519	728	...	" friction	168
" of copper	519	" gauze-lined	169
" of iron	...	881	...	" glass	113
" of tin	519	" glassine	168
Oysters	290	768	...	" glazed	172
" seed and breeding	294	" greaseproof	168
				" hemp, for shot shells	164
				" insulating	173
				" kraft	175
				" leatherboard	168
				" leatheroid	168
				" ledger	165
				" manifold	174
				" matrix	169
Packages	514	880	1037				
Packing, rubber	400				
Paddy, rice	268				
P							

Articles.	Imports.			Exports.		
	Page	Page	Page	Page	Page	Page
P						
Paper matting	170					
" millboard	169					
" onion skin	168					
" ornamental	174					
" packing	169					
" pads	170					
" paper-ries	173					
" papier maché ware	179					
" parchment	171					
" parchmentine	168					
" photographic	170					
" printing	172	714	953			
" protective	165					
" pulp-lined	166					
" refrigerating	173					
" register	165					
" ruled	172					
" sacks	165					
" safety	165					
" sand	113					
" sensitized	170					
" strawboard	173					
" tarred	173					
" tissue	173					
" toilet	174					
" towels	174					
" tubes	171					
" twine	174					
" typewriter	165					
" union collar cloth	175					
" variegated	174					
" vegetable parchment	171					
" wall	168	715	954			
" waxed	172					
" window blinds	175					
" wrapping	175	716	954			
" yarn	174					
" other	177	717	954			
" other manufactures	176					
Paper—Total	177	718	955			
Paper and pulp making machinery	455					
Papers, literary, and newspapers	161					
Papeteries	173					
Paraffine wax	394					
Parasols, all kinds	128					
" materials for	128					
" sticks	653					
Paris green	529					
" white	521					
Parcels, post office	523					
Pastes, toilet	525					
Patent leather	359					
Patterns, of brass, iron or other metal	496					
" boot and shoe, of paper	171					
" brick	534					
" 180						
Peaches	305					
Peach trees	530					
Peanuts	311					
Pearl ash	133	701	945			
Pearline	292					
Pearl, mother of	524					
Pears	306					
Pear trees	530					
P						
Pease	257	719	967			
" seed	542					
Pecan nuts	311					
Pedometers	193					
Peel, candied	338					
Pelts, raw	357	808	1061			
Pencils, lead	177					
" slate	548					
Penknives	441					
Pens, penholders, etc.	178					
Perechlorate of ammonia	203					
Percussion coal cutters	455					
Perfumes, pomades and hair oil, all kinds	524					
Periodicals	156					
Peroxide of barium	292					
" soda	228					
Persimmon wood	639					
Persis	219					
Personal effects of subjects dying abroad	129					
Pessaries	625					
Petroleum	379					
Pheasants	117					
Phials, glass	365					
Philosophical instruments	511	879	1067			
Phonographs, gramophones	509					
Phosphate, acid	197					
" rock	253					
Phosphates	756	964				
Phosphor bronze	497					
Phosphorus	219	730				
Photographs	515	719	955			
" press for use only as news pictures	178					
Photographic dryplates	526					
" instruments	513					
" paper	170					
Pianofortes	509	877	1035			
Piano and organ players, mechanical	509					
Pianos and organs, parts of	510					
Pickets	641	921				
Pickles and sauces	318					
Picks	480					
Pictorial illustrations for schools	526					
Picture frames	526					
Pictures	515					
Pigeons	117					
Pig iron	464	858	1026			
Pigments, mineral	881					
Pigs, copper	417					
" lead	492	867	1030			
" spelter	505					
" tin	501					
" zinc	505					
Piling	926	1060				
Pillow cases, cotton	571					
" linen	579					
Pineapples	305					
Pine deals	919					
" logs	917					
" pitch, lumber	641					
" red, timber	929	1061				
" white, timber	929	1061				

Articles.	Imports.	Exports.		Articles.	Imports.	Exports.	
		Canadian.	Foreign.			Canadian.	Foreign.
P	Page	Page	Page	P	Page	Page	Page
Pins.....	497			Porcelain ware.....	238		
Pipe clay.....	181			Pork, barrelled in brine.....	327		
" mounts.....	624			" fresh.....	327	795	992
" organs.....	702			Portable machines.....	455		
Pipes, cast iron.....	465			Porter.....	136		
" drain and sewer.....	181			Portland cement.....	186		
" lead.....	492			Post Office parcels.....	523		
" tobacco.....	624			Posters.....	162		
Piques, cotton.....	568			Posts.....	638	926	1060
Pitch, bone.....	155			Potash, bicarbonate of.....	219		
" Burgundy.....	204			" bichromate.....	220		
" coal.....	535			" caustic.....	220		
" pine.....	535			" chlorate.....	221		
Plaits, straw, grass and Tuscan.....	125			" muriate and sulphate of.....	221		
Planing mills, portable.....	456			" nitrate of.....	221		
Planks.....		921	1058	" prussiate of.....	222		
Plantains.....	304			Potassium, cyanide of.....	208		
Plants and trees.....	527	832	1038	Potatoes.....	347	802	997
Plaster, crude.....	553	889		Potato diggers.....	428		
" of Paris.....	553	889	1041	Potato spirits or oil.....	141		
Plated ware.....	422	871	1032	Poultry.....	327	795	992
Plates, aluminium.....	499			" living.....	115	697	943
" Canada.....	473			Pounders.....	654		
" cold rolled.....	466			Powder, blasting and mining.....	243		
" engraved.....	533			" gun, rifle, etc.....	244		
" fashion.....	163			" musket and cannon.....	244		
" for ships.....	475			Powders, baking.....	255	737	965
" photographic, dry.....	366			" soap.....	392		
" plough.....	467			" tooth and other.....	525		
" rolled.....	466			Prayer books.....	157		
" sheared or unsheared.....	466			Precious stones and imitations of.....	534		
" tin.....	502			Precipitate of copper.....	222		
" universal mill or rolled edge.....	467			Preserves.....	309		
" steel.....	467			Presses, lithographic.....	455		
Platinum condensers.....	497			" printing.....	455		
" contained in concentrates.....		871	1032	Price lists.....	156		
" or other forms.....				Primers.....	245		
" crucibles.....	497			Printed matter.....	155		
" old and scrap.....		871	1032	Printing and lithographic presses.....	455		
" pipe and tubing.....	497			" paper.....	172	714	953
" retorts, pans, etc.....	497			Prints.....	515		
" wire.....	498			Prizes won in competition.....	535		
Playing cards.....	167			Proprietary medicines.....	217		
Ploughs.....	428	844	1020	Provisions.....	322	787	987
Plumbago and manufactures of.....	498	872	1032	Prunella cloth of wool.....	613		
" crucibles.....	193			Prunes, dried.....	299		
Plum trees.....	530			Psalm books.....	157		
Plums.....	305			Puddle bars, iron and steel.....	449		
Plush, cotton.....	569			Pulp of wood.....	655	934	1064
" hatters'.....	126			Pulpwood.....		927	
Pocket books.....	533			Pulque.....	143		
" knives.....	441			Pumice, silver and mineral soaps.....	393		
Poles, hop, hoop and telegraph.....		926	1060	" stone.....	113		
Polish.....	153			Pumps.....	467		
Pollock.....	285	754	974	Purses.....	533		
" hake, cusk and ling, dry.....				" clasps for.....	421		
" salted.....		769		Putty.....	521		
Pollock, hake, cusk, and ling, fresh.....		770		" dry, for polishing.....	112		
Pomades.....	525			Pyrites.....		872	
Pomatums.....	525			Pyroligneous acid.....	195		
Pomegranates.....	304			Pyroxylic spirits.....	145		
Pontianac gum.....	211			Pyroxylin.....	222		
Popcorn, candied.....	338						

SESSIONAL PAPER No. 10b

Articles.	Exports.			Articles.	Exports.		
	Imports.	Canadian.	Foreign.		Imports.	Canadian.	Foreign.
Q				R			
Quails...	117			Rolled oats	262	745	
Quartz, crystallized	499			Rollers, copper	419		
" gold-bearing		839	1018	" farm, road or field	425		
Quassia juice	222			Rolling mill machines	456		
Quicksilver	223			" pins	654		
Quills	535			Rolls of chilled iron or steel	469		
Quilts, cotton	571			Roofing, corrugated		873	1033
Quince trees	531			" of slate	547		
Quinces	306			Roots, medicinal	224	731	
Quinine, salts of	223			Rope	559	892	1043
R				Rose bushes	531		
Radium	223			Rose-wood	642		
Rags	635	914	1056	Rosin, tar, pitch and turpentine	535	893	1038
Rails	468	859		Rubber, hard, in sheets	399		
Railway cars	629			" and manufactures of	397	827	1013
" or road scrapers	631			" cement	403		
" rugs	615			" crude	400		
" ties	638	926	1069	" heads for whips	636		
Raisins, dried	300			" waste	401	829	1014
Rakes	429	845		" other	403	829	1014
Rape seed	542			Rugs	557		
Raspberries	303			" railway	615		
Raspberry bushes	531			Ruling machines	456		
Rasps	481			Rum	146		948
Rattan	637			" bay	524		
Reapers	429	846	1020	" shrub	143		
Records for phonographs, etc	509			Runners for umbrellas	498		
Red cedar	630			Russia iron	473		
" lead	517			Rye	258	741	968
" liquor	223			" flour	262	746	
" pine timber		929	1061	S			
" prussiate of potash	222			Saddlery and harness	362	812	1004
Redwood	642			Saddles, stirrups and saddle trees	653		
Reeds bamboo	636			Sad irons	470		
" for whips	636			Safes, doors for	470		
Refrigerators	653			" iron	470		
Refuse stone, not sawn, hammered, etc.	554			Safflower	224		
Regalia	128			Saffron	224		
Registers, cash	185			Sago	269		
Rennet	329			" flour	269		
Repairs to ships	634			Sail boats	633		
Resin or rosin	536			" twine	581		
" oil	388			Sails	595	898	1046
Revolvers	446			Sal ammoniac	224		
Rhubarb root	224			Salmon	291	770	979
Ribbons	591			Sal soda	229		
Ribs, brass or iron, for umbrellas	498			Salt cake	230		
Rice, cleaned	267	750		" from U. K. or for fisheries	330		
" uncleaned	268			" in bags, barrels, etc	331		
" bran	269			" in bulk	329	798	994
" meal	269	751	972	Saltpetre	221		
Rifles	446	852	1023	Salts, glauber	225		
Rings for umbrellas	498			Sand	552	888	
Rivets, brass	413			Sandarac gum	211		
" copper	418			Sand paper	113		
" iron or steel	463			Sandstone	549		
Rockingham ware	237			Sapolo	333		
Rods, brass	411			Sappato gum	212		
" iron and steel	434	849		Sardines	282		
" nail for mfr. of horseshoe nails	461			Sarsaparilla	224		
" rolled round wire	489			Sashes and blinds		931	1063
				Satchels	533		

Articles.	Imports.		Exports.	
	Page	Page	Page	Page
S				
Sateens	567
Saucers	329
Sausage casings	331	799 994
Saw-dust	645
Saw-mill machines	456
Saw-mills portable	456
Saws	451
" steel for	477
Scales	470
Scantling	922
Scenery and costumes, theatrical	135
Scientific apparatus for use in public hospitals	538	879 1037
Scientific associations, books printed by	157
Schiedam and other schnapps	143
Scrape s. road or railway	631
Scrap brass	413	835 1017
" iron	470	859 1027
" iron wrought, from vessels wrecked	471
" lead	492
Scraps, grease	816 1006
Screws, not iron	499
" wood screws	472
Scrims, cotton	568
Scythes	429
Sea fish	773 989
" grass and sea weed	589
Seal oil	376	817 1007
Seeders	846
Seedling stock for grafting	531
Seeds, clover	540	883 1039
" flax	540	883 1039
" grass	540	884 1039
" Timothy	542
" other	541	884 1039
Seines for fisheries	254
Senega root	751
Senegal gum	211
Separators, cream	449	851 1022
" " bowls for	440
Scrums	292
Sesame seed oil	388
Settlers' effects	544	885 1049
Sewer pipes	181
Sewing machines	457	854 1024
" and embroidery silk	599
Shadocks	395
Shades, gas-light, lamp, etc.	421
Shafting, steel, turned, compressed or polished	473
Shale, products of	380
Shapes, structural	436
Shawls, cotton	562
" silk	595
" woollen	609
Sheep	117	698 943
" pelts	809 1001
" skins, tanned	359
Sheet iron or steel for ships	475
" iron or steel	473
" lead	491
" tin	502
" zinc	505


Articles.	Imports.		Exports.	
	Page	Page	Page	Page
S				
Sheets, aluminium	409
" brass	411
" rubber	399
Shells, tortoise and other	625
Shingle bolts	638	927
Shingles	644	923 1059
" metallic	873 1033
Ships	633	942 1055
" and vessels, repairs on	634
" beams, sheets, plates, etc., for	475
" manufactured articles for	475
" stores	130
" wire rigging for	487
Shirt waists	562
Shirts, cotton	563
" linen	578
" silk	566
" woollen	610
Shoddy	601
Shoe blacking	153
" buttons	122
" laces	127
" lace wire fasteners	413
" shanks, steel for	478
Shoemakers' ink	153
Shoes, horse, mule and ox	448
" India-rubber and gutta-percha	398	827 1013
" leather	362	812 1003
Shooks	921 1059
Shor, lead	493
Shoulders, meat	324
Shovel handles	651
Shovels of iron or steel	430
" steam and electric	477
Show cards, advertising	156
" cases	653
Shrubs	532	882 1038
Sickles	430
Side lights	491
Sides, meat	324
Siennas	519
Signs	544
Silex	499
Silicate of soda	229
Silk cocoons	597
" floss	599
" hats	126
" in the gum	599
" and manufactures of	595	899 1046
" raw	600
" sewing	599
" twist	599
Silver and manufactures of	422	839
" bullion	839
" contained in ore, concentrates, etc.	840
" German, and manufactures of	495
" metallic in ore, etc.	839
" nickel	495
Sinkers	255
Sinks	135
Sizing cream	183
" enamel	183
Skates and parts of	476


Articles.	Exports.			Articles.	Exports.		
	Imports.	Canadian.	Foreign.		Imports.	Canadian.	Foreign.
S	Page	Page	Page	S	Page	Page	Page
Skeletons.....	113			Spiegeleisen.....	444		
Skelp iron.....	476			Spices, ground and unground.....	332		
Skiffs.....	633			Spikes.....	461		
Skins for taxidermic purposes.....	153			Spirits.....	141	704	947
" animal, marine.....	354	807	1000	" and strong waters.....	231		
" dry, salted or pickled.....	356			" methylated.....	145		
" for gold beaters.....	373			" of wine.....	144		
" fur.....	354	806	999	" pertuned.....	524		
" sausage.....	334			" pyroxilic.....	145		
" tanned.....	360			" wood.....	145	706	
Slabs, iron or steel.....	449			Splints, match.....			933
Slate and manufactures of.....	547			Spokes.....	645		
Slates, school and writing.....	548			Sponges.....	545		
Sleds.....	630			Spools and spool wood.....			933 1064
Sledges of iron or steel.....	489			Sporting goods.....			886 1040
Sleepers and railway ties.....	638	926	1060	Springs.....	478		
Sleighs.....	652			Spring mattresses.....	108		
Smelts.....		775		Spruce deals.....			919 1058
Sparths.....	430			" logs.....			917
Snuff.....	623			Spurs and stilts for earthenware.....	545		
Soap.....	391	825	1011	Square reeds.....	636		
" powders.....	392			Squares, iron.....	434		
" pumice, silver and mineral.....	393			Squid.....	294		
" soft and liquid.....	391			Squills.....	224		
" toilet.....	392			Stair pads.....	578		
" whale oil.....	393			Stamp mills.....	455		
Sockets, electric.....	243			Stannate of soda.....	225		
Socks and stockings, cotton.....	563			Starch.....	546	886	1040
" " silk.....	596			Stationery.....			719 955
" " woollen.....	610			Statuettes.....	249		
Soda arseniate.....	225			Staves and headings.....	638	924	1059
" ash.....	225			Stave bolts.....	638	927	
" bicarbonate of.....	225			Steam engines, locomotive.....	443		
" bin arseniate.....	225			" portable.....	452		
" bisulphite.....	226			" other.....	443		
" caustic.....	226			Stearic acid.....	197		
" chlorate.....	227			Steel balls for use on bearings, etc.....	433		
" hyposulphate of.....	227			" and manufactures of.....	424	840	1018
" nitrate of.....	228			" bars.....	434		
" nitrite of.....	228			" bridges, parts of.....	436		
" peroxide.....	228			" rolled, for saws, etc.....	477		
" prussiate and sulphite.....	229			Stereotypes.....	499	873	1033
" stannate.....	225			Sticks, umbrella, etc.....	498		
" sulphate of, etc.....	230			" walking.....	653		
Sodium, cyanide of.....	238			Stilts for earthenware.....	545		
" hyposulphite.....	230			Stockinettes.....	601		
Sole leather.....	360	810	1002	Stockings, cotton.....	563		
Sounds (fish).....		757	975	" silk.....	596		
Soy.....	321			" woollen.....	610		
Spade and shovel blanks.....	431			Stone and manufactures of.....	549	887	1041
Spad s.....	430			" crushed.....		887	
Spanish cedar.....	643			" for grindstones.....		889	
Spar, ornaments of.....	245			" marble and slate.....	546	887	1041
Sparkling wine.....	150			" pumice.....	113		
Spar and masts.....		925	1060	Stones, precious, in rough.....	534		
Specimens, botanical.....	179			Stoneware.....	237		
" entomological.....	179			Stoves.....	478	860	1027
Specimens, models and wall diagrams for illustration of natural history for universities and public museums.....	545			Straw.....	556	891	
Spectacles.....	513			Strawberries.....	303		
Speedometers.....	193			Straw board.....	173		
Spelter.....	505			Straw-cutters.....	453		
Spermaceti oil.....	377			Straw hats.....	125		
				Straw plait.....	125		
				Strings, cat-gut.....	397		


Articles.	Exports.			Articles.	Exports.		
	Imports.	Canadian.	Foreign.		Imports.	Canadian.	Foreign.
S	Page	Page	Page	T	Page	Page	Page
Strips aluminium	409			Tar base	536		
" brass	412			" coal and pine	536	883	1038
" copper	418			" and pitch, coal	537	883	
Structural shapes	436			" " pine	537	883	
" work	436			Tarpaulins		898	1046
Sugar beets		802		Tarred paper	173		
" candy	338	799	994	Taraxacum	224		
" glucose	335			Tartar, cream of	207		
" house syrup		801	995	" emetic, etc.	201		
" maple	335	799		Tartaric acid crystals	232		
" syrups and molasses	335	799	994	Tassels	249		
" all kinds	338	800	995	Tea	341		996
Sulphate of alumina	198			" lead	493		
" ammonia	199	727		Teasels	556		
" copper	231			Teak, African	639		
" iron	231			Teeth, artificial	559		
" nicotine	218			Telegraph Co., A. A., articles of	131		
" potash	221			" instruments	243		
" soda	230			" insulators	243		
" and chloride of zinc	236			" poles		926	1060
Sulphur	203			Telephones	243		
Sulphuric acid	197	726	960	Tents		898	1046
" ether	232			Terra cotta, ornaments of	245		
Suinae	205			" Japonica	233		
Sunshades, all kinds	128			Text books	158		
Surgical dressings, antiseptic	232			Textiles	557	892	1043
" instruments	479			" —Recapitulation	620	900	1047
Suspenders	120			Theatrical costumes and scenery	193		
Sweepings, jewellers', gold and silver	501	873		Thorium nitrate	235		
Swine	118	698		" " of, for gas mantels	193		
Switches, iron and steel	469			Thread, cotton, sewing	573		
Swivels (for fish hooks)	255			Thread, crocheted cotton	572		
Swordfish		775		" linen	583		
Swords	435			" on spools	573		
Sycamore	643			" rubber	402		
Syrup, maple	335	800		" tinsel	250		
" sugar-house		801	995	Threshers and separators	458	855	1021
" and molasses, n.o.p.	337			Threshing machines, parts	458		
T				Ties, railway	638	926	1060
Table cloths	579			Tiles, earthenware	239		
Tableware, china, porcelain, etc.	239			Timber, square	615	927	1061
" glass	365			Tin and manufactures of	501	874	1033
Tablets for typewriters, with movable figures	626			" bichloride of	203		
Tacks	479			" foil	502		
Taha	143			" strip waste	502		
Tagging metal	501			Tinsel, thread	250		
Tailors' irons	470			Tinctures containing spirits	231		
Tails, undressed	354			Tips, studs and eyes for manufacture of corset clasps	503		
Tallow	394	82	1012	Tobacco and manufactures of	620	901	1048
" candles	373	816	1006	" pipes, cigar holders, etc., all kinds	624		
Falc, ground	554	891	1042	Toilet preparations	524		
Tamarac logs		918		" sets	250		
Tampico fibre	588			" soap	342		
Tannic acid	197			Tomatoes, fresh and in cans	348		
Tanning articles	200			Tongues		796	992
Tape	571			" and sounds		757	975
" lines	556			Tonquin beans	233		
" yarn for	619			Tools and implements	480		
Tapestry, carpets	607			" track	480		
" jute	585			Tooth powders	525		
Tapioca	269			Topographical globes	160		
" flour	270			Torpedoes	243		

Articles.	Exports			Articles.	Exports		
	Imports.	Canadian.	Foreign.		Imports.	Canadian.	Foreign.
T				U			
	Page	Page	Page		Page	Page	Page
Tortoise and other shells.....	625			Upper leather.....	360	810	1002
Tow of flax.....	582	897		Utinals.....	135		
Towels, cotton.....	574			V			
" linen, etc.....	585			Vacuum cleaners, hand.....	185		
Toys, of all kinds.....	250			Vaccine and ivory vaccine points.....	234		
Traction ditching machinery.....	459			Valerian.....	224		
Trawls.....	255			Valises.....	625	904	1051
Tragacanth gum.....	211			Vanilla beans.....	234		
Treenails.....	646			Varnish, liquid driers, etc.....	522	881	1038
Trees.....	527	882	1038	Vaseline.....	231		
Tricycles.....	627			Vaults.....	470		
Trimmings, etc.....	250			Vegetable fibres.....	588		
Trinitrotoluol.....	203			" marmes.....	253		
Trout, lake.....		773	980	" oil, no p.....		821	1009
Trunks, hat boxes, carpet bags, val- ises, etc.....	625	904	1051	Vegetables.....	347	802	997
Trusses.....	625			" labels for.....	161		
Tubing, brass.....	414			Vehicles.....	626	904	1051
" brass covered.....	482			" and vessels.....	626	904	1051
" copper.....	419			" motor.....	626	904	1051
" iron and steel.....	481			Velveteens.....	569		
" iron boiler.....	481			Velvets, cotton.....	569		
" zinc.....	506			" silk.....	598		
Tubs, wood.....	654	933		Veneers, ivory.....	405		
" bath.....	135			" wood.....	646		
Tubular bow sockets, steel for.....	475			Verdigris.....	235		
Tuta.....	113			Vermicelli.....	267		
Tullibee.....	775			Vermouth.....	116		
Turmeric.....	233			Vessels and ships and repairs on.....	331		
Turnip seed.....	543			" beams, sheets, etc., for.....	475		
Turnips.....		803		" materials, ex-warehouse for construction of.....	631		
Turpentine, spirits of.....	537			Vinegar.....	351	805	998
Turtles.....	625			Vines, grape.....	529		
Tuscan plants.....	125			Vitriol, blue.....	231		
Tweeds.....	614			W			
Twine and manufactures of.....	561	892	1043	Wals, gun.....	245		
" binder.....	559	892	1043	Wagons.....	631	910	1054
" sul.....	584			Walking sticks.....	653		
" or yarn of paper.....	175			Wall paper.....	168	715	954
Twines.....	559	892	1043	Walnut wood.....	643		
Twist, silk.....	599			Walnuts.....	312		
Type.....	503			Ware, agate, granite or enameled.....			
" making accessories for printing presses.....	459			" iron or steel.....	481		
" metal.....	504			" china and porcelain.....	238		
Typesetting machines.....	459	854	1024	" fibre, indurated or vulcanized.....	587		
Typewriters.....	459	855	1025	" hollow, black or coated.....	484		
Tires, locomotive, etc.....	480			" plated and gilt.....	422		
" of rubber for vehicles of all kinds.....	402			" table, glass.....	365		
U				Warps.....	574		
Undershirts and drawers of cotton.....	563			Wash boards.....	651		
" " silk.....	597			Washes, hair, tooth, etc.....	525		
" " wood.....	611			" toilet.....	525		
Ultramarine blue.....	521			Washing machines.....	460	856	1025
Umbers.....	519			Waste from cotton, woollen fabrics, etc.....	601	914	1056
Umbrellas, materials for.....	498			Waste, rubber.....	401	829	1014
" parasols and sunshades.....	128			Watches, watch cases.....	188		
" sticks or handles.....	653			Watch, actions and movements.....	188		
Unenumerated articles.....	658			Water-colours.....	514		
Union collar cloth paper.....	175			" mineral.....	140	703	947
Universal mill or rolled edge steel plate.....	467						

Articles.	Exports			Articles.	Exports		
	Imports	Canadian	Foreign.		Imports	Canadian	Foreign.
W	Page	Page	Page	W	Page	Page	Page
Waters, Cologne, and lavender	524			Wire, other (iron)	488	861	1024
Wax, bees	394			" platinum	498		
" mineral	395	826	1012	" rigging	487		
" paraffine	394			" rods for wire manufacture	489		
" " candles	373			" rope, iron or steel	488		
" sealing	395			" single or several, covered	486		
" vegetable or mineral	395			" tinsel	250		
Wearing apparel	120	700	945	" twisted	504		
" of cotton	562			" woven	487	864	
" " linen	578			Women's and children's dress goods,			
" " silk	595			etc	612		
" " wool	609			Wood alcohol	145	706	949
Webbing	602			" for fuel	647	915	
Wedges	480			" and manufactures of	636	915	1062
Weeders	424			" unmanufactured, Total	647	930	1062
Weighing beams	470			" manufactured, Total	656	935	1065
Whalebone, unmanufactured	635			" and mfrs. of—Recapitulation	657	936	1065
Whale meal		776		" pulp	655	934	1064
" oil	577	817		" screws	472		
" soap	393			Woodenware	654	933	1064
Wheat	258	742	968	Wool, cotton	570		
" flour	263	746	970	" manufactures of	602	899	1047
Wheel-barrrows	632			" not further prepared than			
Wheels, emery	112			" washed	616	899	1047
Whip gut	397			" steel	478		
Whips	636			Woolen fabrics	611		
" articles for manufacture of	636			Worm gut	397		
Whiskey	147	704	949	Worsted, manufactures of (in wool)	618		
Whisks	183	722	957	Wrapping paper	175	716	954
White ash lumber	643			Wringers, clothes	189	856	1025
Whitefish		776		Writing slates	548		
White lead, dry	518						
Whitewood lumber	640			X			
White zinc	522			Xyolite, xylonite, etc	186		
Whiting	521						
" gilders'	521			Y			
Window blinds of paper	175			Yams	347		
" cornices and cornice poles of				Yarn, coil	559		
" all kinds	636			" cotton	574		
" glass	366			" " finer than No. 40	575		
" sashes	654			" hemp	585		
" shade rollers	636			" hosiery	574		
" shades	602			" jute	585		
Windmills	460			" knitting	574		
Wines, medicinal	235			" linen	586		
" non-sparkling	149	709	951	" mohair	617		
" sparkling	150			" other	618		
" spirits of	144			" woollen	617		
Wire, Bessemer and homo	485			Yeast cakes and compressed yeast	351		
" brass	414			Yellow metal	565		
" buckthorn and strip	485						
" cloth, brass	414			Z			
" " copper	419			Zinc and spelter and manufactures of	505		
" " other	487			" dust	235		
" copper	419			" seamless, drawn tubing	506		
" crucible cast steel	486			" sulphate	236		
" except iron and steel	504			" white	522		
" fencing, barbed	485	863	1029				
" for boots and shoes	504						
" iron and steel, all other	489	865					
" nails	462	861	1028				
" 16 gauge or thinner	487						







GouDoe
Can
7
160 234.
Canada Parliament- Sess Papers.
V. 56 No 3 1920

DATE.	NAME OF BORROWER.
12 6 26	

University of Toronto
Library

DO NOT
REMOVE
THE
CARD
FROM
THIS
POCKET

Acme Library Card Pocket
Under Pat. "Ref. Index File"
Made by LIBRARY BUREAU

