

R

SESSIONAL PAPERS

VOLUME 5

THIRD SESSION OF THE TENTH PARLIAMENT

OF THE

DOMINION OF CANADA

SESSION 1906-7



See also Numerical List Page 5.

ALPHABETICAL INDEX
TO THE
SESSIONAL PAPERS
TO THE
PARLIAMENT OF CANADA

THIRD SESSION, TENTH PARLIAMENT, 1906-7.

A	C
<i>Aberdeen</i> , Steamship..... 186	Canadian Northern Railway Co..... 166, 225
Adulteration of Food..... 14	Canadian Pacific Railway:—
Agriculture, Annual Report..... 15	Business with Interior Department..... 54
Alberta and Saskatchewan Lands..... 9 <i>kl</i>	Lands sold by..... 86
Alberta Railway and Irrigation Co..... 67	Canal Statistics..... 20 <i>a</i>
Aluminum, Oxide of..... 109, 109 <i>a</i>	Cannington Postmaster..... 141
Annuities, Sale of..... 189	Cascade Coal Basin..... 26 <i>b</i>
Archives, Canadian..... 18	Census of Northwest Provinces..... 17 <i>a</i>
Athabaska Fish Co..... 207	Census of Statistics..... 222
Atkinson, Mr., Trial of..... 192	Central Experimental Farm..... 159
Atlantic Shipments..... 104	Charlottetown, Warburton Property in... 193, 193 <i>a</i>
Auditor General, Annual Report..... 1	Chartered Banks..... 6
Australia, Tariff with..... 127	Cheese Curing..... 129
Aylmer, F. W..... 117	Civil Service:—
B	Appointments and Promotions..... 139
Banks, Chartered..... 6	Examiners..... 31
Banks, Unpaid Balances in..... 7	Insurance..... 42, 42 <i>a</i> , 190
Beauharnois Canal..... 113	List..... 30
Biology, Canadian..... 22 <i>a</i>	Morgan, Henry J..... 71
Bonds and Securities..... 51	Superannuations..... 41
Brandon Post Office..... 170	Coal Lands..... 221
Bridges on Government Railways..... 114	Coal Miners' Strike..... 67
British American Fish Corporation..... 207	Colonial Conference, 1907..... 144
British Canadian Loan and Investment Co.. 152	Commercial Agencies..... 55
British Columbia:—	Compton, Public Works in..... 214
County Court Judge..... 145	Conference of Provincial Governments..... 29 <i>a</i>
Fish Imports..... 122, 147	Congdon, Fred. T..... 219
Peace River District..... 178	Contractors' Deposits..... 164
Timber Lands..... 167	Criminal Statistics..... 17
Volunteers in South Africa..... 185	D
Brown, Bedingfield, <i>et al</i> 91 <i>c</i>	Dividends Unpaid in Banks..... 7
Buckingham, Strike in..... 68 to 68 <i>b</i>	Dominion Lands..... 58, 59, 94, 110, 138, 188
By-Elections, House of Commons..... 17 <i>b</i>	Dominion Police..... 75
C	Doukhobor Colonies..... 176, 212
Canada, New Districts in..... 64	Dredges and Steamers..... 205
Canada Year Book..... 38, 182	Dredges, Government..... 156
Canadian Biology..... 22 <i>a</i>	Dubé, R. P..... 186
	Duties Received..... 74

M	Q
Money in Banks, Government..... 210	Quebec Custom House..... 227
<i>Montcalm</i> , Steamer..... 205 <i>a</i>	Quebec Rifle Factory..... 98 to 98 <i>c</i>
Montreal Turnpike Trust..... 163	
Mounted Police..... 28	R
Muscoweguan Indians..... 88	Railway Commissioners, Report of..... 20 <i>c</i>
Muskoka, Islands in..... 69	Railways and Canals, Annual Report..... 20
	Railway Statistics..... 20 <i>b</i>
N	Railway Subsidies..... 150
National Transcontinental Railway..62 to 62 <i>h</i> , 124	Red Head, Channel at..... 198
<i>Neptune</i> , Expedition of Steamer..... 44	Registered Letters Lost..... 119
New Brunswick Supreme Court..... 184	Revised Statutes of Canada..... 99
Nipissing Indian Reserve..... 148	Richmond, Public Works in..... 214
North Atlantic Trading Co..... 92 to 92 <i>c</i>	Rifles, Differences in..... 196
North Bruce Election..... 76	Robins Irrigation Co..... 90 to 90 <i>b</i>
Northwest Territories :—	Ross Rifle Co..... 98 to 98 <i>c</i>
Elections..... 60	Royal Insurance Commission..... 123 to 123 <i>d</i>
Irrigation Act..... 57	Royal Northwest Mounted Police..... 28
Mounted Police..... 28	Roy, Téléphore..... 135
Tables of Population..... 50	Rougemont, Senator for..... 213
Nova Scotia Supreme Court..... 66, 151	Rural Free Delivery..... 169
O	S
Ontario Sub-Target Co..... 136	Saskatchewan Lands..... 87
Ordnance Stores Services..... 48	Secretary of State, Annual Report..... 29
Ottawa Improvement Commission..... 61, 61 <i>a</i>	Senator for Rougemont..... 213
Ottawa, Property purchased in..... 63	Senators' Indemnities..... 132
	Shareholders in Chartered Banks..... 6
P	Sherbrooke, Public Works in..... 214
Pacific Coast, Losses on..... 78, 79	Shipping, List of..... 21 <i>b</i>
Pacific Coast Navigation..... 77	Songhees Indians..... 95
Peace River District..... 178	Soulanges Canal..... 116 <i>a</i>
Penitentiaries, Annual Report..... 34	Southern Alberta Lands..... 90 to 90 <i>b</i>
Pensions by the State..... 189	Spirits in Bond..... 218
Peuchen & Co..... 165	Standard Chemical Co..... 165
Police, Dominion..... 75	Steamers and Dredges..... 205
Police, Northwest Mounted..... 28	Subsidies to Railways..... 150
Port Bruce Harbour..... 155	Sub-Target Co..... 136, 136 <i>a</i>
Port Burwell..... 161	Supreme Court Appointment, N. S..... 66, 151
Port Daniel..... 160	Supreme Court, N. B..... 184
Port Stanley Harbour..... 171	Surveyor General, Report of..... 25 <i>b</i>
Postal Convention with U. S..... 201	Swamp Lands..... 53, 53 <i>a</i>
Postmaster General, Annual Report.. 24	
Power, Augustus, Report of..... 219	T
Preston, W. T. R..... 89	Tariffs, Railway and Steamship..... 103
Prince Edward Island :—	Telegraph Lines, Government..... 199
Branch Line..... 154	Thermograph Records..... 120
Experimental Branch Farm..... 149	Timber Lands..... 167 to 167 <i>b</i> , 180
Metlakatla Indians..... 137	Timber Licenses..... 179
Per Capita Allowance..... 226	Topographical Records..... 121
Property in Charlottetown..... 193, 193 <i>c</i>	Toronto Harbour..... 224
Relief of Vessels..... 130	Trade and Commerce, Annual Report..... 10
Winter Communication..... 202, 202 <i>a</i>	Trade and Navigation, Annual Report..... 11
Printing Bureau, Government..... 140	Trade of Foreign Countries..... 10 <i>a</i>
Provincial Boundaries..... 64 <i>a</i>	Trade Union Act..... 52
Provincial Governments, Conference of..... 29 <i>a</i>	Transatlantic Steamship Lines..... 65, 174
Public Accounts, Annual Report..... 2	Treaties and Conventions..... 10 <i>a</i>
Public Printing and Stationery..... 32	Trent Valley Canal..... 116 <i>b</i> to 116 <i>d</i>
Public Works, Annual Report..... 19	

U		W	
Unclaimed Balances in Banks.....	7	Wharf at Northeast Harbour, N.S.....	216
Unforeseen Expenses.....	40	Wiley, Louise F.....	219
Uniforms for State Occasions.....	106	Winnipeg Immigration Buildings.....	194, 194a
United States, Imports and Exports.....	100	Winnipeg Post Office.....	215
V		Winnipeg Public Works.....	117
Vancouver Island.....	101	Wrecks on the Great Lakes.....	203
Vancouver Post Office.....	197	Y	
W		Yukon:—	
Water Powers.....	116, 118	Dominion Lands.....	56
Weights, Measures, etc.....	13	Ordinances.....	45
		Privy Council Reports.....	220
		Report of Commissioner.....	25a

See also Alphabetical Index, page 1.

LIST OF SESSIONAL PAPERS

Arranged in Numerical Order, with their titles at full length; the dates when Ordered and when Presented to the Houses of Parliament; the Name of the Senator or Member who moved for each Sessional Paper, and whether it is ordered to be Printed or Not Printed.

CONTENTS OF VOLUME 1.

(This volume is bound in two parts).

1. Report of the Auditor General, for the fiscal year ended 30th June, 1906. Partial report presented 9th January, 1907, by Hon. W. S. Fielding; also 4th February; 7th February; 21st February; 22nd February, 1st March.....*Printed for both distribution and sessional papers.*

CONTENTS OF VOLUME 2.

2. Public Accounts of Canada, for the fiscal year ended 30th June, 1906. Presented 27th November, 1906, by Sir Wilfrid Laurier*Printed for both distribution and sessional papers.*
3. Estimates of the sums required for the services of Canada for the year ending 31st March, 1908. Presented 29th November, 1906, by Hon. W. S. Fielding.
Printed for both distribution and sessional papers.
- 3a. Supplementary Estimates for the fiscal period of nine months ending 31st March, 1907. Presented 22nd January, 1907, by Hon. W. S. Fielding.....*Printed for both distribution and sessional papers.*
4. Further Supplementary Estimates for the period of nine months ending on the 31st March, 1907. Presented 2nd April, 1907, by Hon. W. S. Fielding....*Printed for both distribution and sessional papers.*
5. Supplementary Estimates for the year ending 31st March, 1908. Presented 19th April, 1907, by Hon. W. S. Fielding.....*Printed for both distribution and sessional papers.*
- 5a. Further Supplementary Estimates for the year ending 31st March, 1908. Presented 25th April, 1907, by Hon. W. S. Fielding... ..*Printed by both distribution and sessional papers.*
6. List of Shareholders in the Chartered Banks of Canada, as on the 31st December, 1906. Presented 25th April, 1907, by Hon. W. S. Fielding.....*Printed for both distribution and sessional papers.*

CONTENTS OF VOLUME 3.

7. Report of dividends remaining unpaid, unclaimed balances and unpaid drafts and bills of exchange in Chartered Banks of Canada, for five years and upwards, prior to December 31, 1906.
Printed for both distribution and sessional papers.
8. Report of the Superintendent of Insurance for the year ended 31st December, 1906.
Printed for both distribution and sessional papers.
9. Abstract of Statements of Insurance Companies in Canada, for the year ended 31st December, 1906.
Printed for both distribution and sessional papers.

CONTENTS OF VOLUME 4.

10. Report of the Department of Trade and Commerce, for the fiscal year ended 30th June, 1906. Part I.—Canadian Trade. Presented 11th February, 1907, by Hon. W. Paterson.
Printed for both distribution and sessional papers.
- 10a. Report of the Department of Trade and Commerce, for the year ended 30th June, 1906. Part II.—Trade of Foreign Countries and Treaties and Conventions.
Printed for both distribution and sessional papers.

CONTENTS OF VOLUME 5.

- 11.** Tables of the Trade and Navigation of Canada, for the fiscal year ended 30th June, 1906. Presented 27th November, 1906, by Sir Wilfrid Laurier.....*Printed for both distribution and sessional papers.*
- 12.** Inland Revenues of Canada. Excise, &c., for the fiscal year ended 30th June, 1906. Presented 18th December, 1906, by Hon. W. Templeman.....*Printed for both distribution and sessional papers.*
- 13.** Inspection of Weights, Measures Gas and Electric Light, for the fiscal year ended 30th June, 1906. Presented 27th November, 1906, by Hon. W. Templeman.
Printed for both distribution and sessional papers.

CONTENTS OF VOLUME 6.

- 14.** Report on Adulteration of Food, for the fiscal year ended 30th June, 1906. Presented 3rd April, 1907, by Hon. W. Templeman.....*Printed for both distribution and sessional papers.*
- 15.** Report of the Minister of Agriculture, for five months ended 31st March, 1906. Presented 27th November, 1907, by Hon. S. A. Fisher.*Printed for both distribution and sessional papers.*
- 16.** Report of the Directors and Officers of the Experimental Farms, from 1st December, 1905, to 31st March, 1906. Presented 27th November, 1906, by Hon. S. A. Fisher.
Printed for both distribution and sessional papers.
- 17.** Criminal Statistics for the year ended 30th September, 1906.
Printed for both distribution and sessional papers.
- 17a.** Census of the Northwest Provinces, Manitoba, Saskatchewan and Alberta, 1906. Presented 7th February, 1907, by Hon. S. A. Fisher..... *Printed for both distribution and sessional papers.*
- 17b.** Return of By-elections for the House of Commons of Canada, held during the year 1906. Presented 15th April, 1907, by Hon. W. S. Fielding.....*Printed for both distribution and sessional papers.*

CONTENTS OF VOLUME 7.

- 18.** Report on Canadian Archives, 1906*Printed for both distribution and sessional papers.*
- 19.** Report of the Minister of Public Works, for the fiscal year ended 30th June, 1906. Presented 21st January, 1907, by Hon. S. A. Fisher*Printed for both distribution and sessional papers.*

CONTENTS OF VOLUME 8.

- 19a.** Reports of the International Waterways Commission, 1906.
Printed for both distribution and sessional papers.
- 20.** Annual Report of the Department of Railways and Canals, for the fiscal year ended 30th June, 1906. Presented 9th January, 1907, by Hon. H. R. Emmerson.
Printed for both distribution and sessional papers.
- 20a.** Canal Statistics for the season of navigation, 1905.....*Printed for both distribution and sessional papers.*
- 20b.** Railway Statistics of Canada for the year ended 30th June, 1906. Presented 21st February, 1907, by Sir Wilfrid Laurier.....*Printed for both distribution and sessional papers.*
- 20c.** First Report of the Board of Railway Commissioners for Canada. February 1st, 1904, to March 31st, 1906. Presented 14th March, 1907, by Hon. H. R. Emmerson.
Printed for both distribution and sessional papers.

CONTENTS OF VOLUME 9.

- 21.** Report of the Department of Marine and Fisheries (Marine), for the year ended 30th June, 1906. Presented 11th March, 1907, by Hon. W. S. Fielding.
Printed for both distribution and sessional papers.
- 21a.** (No issue for 1906).
- 21b.** List of Shipping issued by the Department of Marine and Fisheries, being a list of vessels on the registry books of Canada on the 31st December, 1906.
Printed for both distribution and sessional papers.

CONTENTS OF VOLUME 9—*Concluded.*

- 22.** Report of the Department of Marine and Fisheries (Fisheries), for the fiscal year ended 30th June, 1906. Presented 27th November, 1906, by Sir Wilfrid Laurier.
Printed for both distribution and sessional papers.
- 22a.** Further contributions to Canadian Biology, being studies from the Marine Biological Station of Canada, 1902-1906.*Printed for both distribution and sessional papers.*
- 23.** Report of the Harbour Commissioners, &c., 1906.*Printed for both distribution and sessional papers.*

CONTENTS OF VOLUME 10.

- 24.** Report of the Postmaster General, for the year ended 30th June, 1906. Presented 27th November, 1906, by Sir Wilfrid Laurier.*Printed for both distribution and sessional papers.*
- 25.** Annual Report of the Department of the Interior, for the fiscal year ended 30th June, 1906. Presented 9th January, 1907, by Hon. F. Oliver.*Printed for both distribution and sessional papers.*
- 25a.** Interim Report of the Commissioner of the Yukon Territory, December, 1906.
Printed for both distribution and sessional papers.
- 25b.** Report of the Surveyor General of Dominion Lands, for the year ended 30th June, 1906.
Printed for both distribution and sessional papers.

CONTENTS OF VOLUME 11.

- 26.** Summary Report of the Geological Survey Department, for the calendar year 1906. Presented 16th January, 1907, by Hon. S. A. Fisher.*Printed for both distribution and sessional papers.*
- 26a.** Annual Report of the Mineral Industries of Canada, 1905. Section of Mines.
Printed for both distribution and sessional papers.
- 26b.** Report on the Cascade Coal Basin, Alberta.*Printed for both distribution and sessional papers.*
- 27.** Annual Report of the Department of Indian Affairs, for the fiscal year ended 30th June, 1906. Presented 9th January, 1907, by Hon. F. Oliver.*Printed for both distribution and sessional papers.*
- 28.** Report of the the Royal Northwest Mounted Police, 1906. Presented 22nd February, 1907, by Sir Wilfrid Laurier.*Printed for both distribution and sessional papers.*

CONTENTS OF VOLUME 12.

- 29.** Report of the Secretary of State of Canada, for the year ended 31st December, 1906. Presented 25th April, 1907, by Hon. W. S. Fielding.*Printed for both distribution and sessional papers.*
- 29a.** Minutes of the proceedings in Conference between Members of the Government and of the various Provincial Governments, assembled at Ottawa, October, 1906. Presented 9th January, 1907, by Sir Wilfrid Laurier.*Printed for both distribution and sessional papers.*
- 30.** Civil Service List of Canada, 1906. Presented 14th January, 1907, by Sir Wilfrid Laurier.
Printed for both distribution and sessional papers.
- 31.** Report of the Board of Civil Service Examiners, for the year ended 31st December, 1906. Presented 24th April, 1907, by Hon. W. S. Fielding.*Printed for both distribution and sessional papers.*
- 32.** Annual Report of the Department of Public Printing and Stationery, for the year ended 30th June, 1906. Presented 15th April, 1907, by Hon. W. S. Fielding.
Printed for both distribution and sessional papers.
- 33.** Report of the Joint Librarians of Parliament. Session of 1906-7. Presented 22nd November, 1906, by the Hon. The Speaker.*Printed for sessional papers.*
- 34.** Report of the Minister of Justice as to Penitentiaries of Canada, for the year ended 30th June, 1906. Presented 11th January, 1907, by Hon. A. B. Aylesworth.
Printed for both distribution and sessional papers.

CONTENTS OF VOLUME 13.

- 35.** Annual Report of the Militia Council of Canada, for the year ended 31st December, 1906. Presented 21st March, 1907, by Sir Frederick Borden.*Printed for both distribution and sessional papers.*
- 36.** Report of the Department of Labour, for the year ended 30th June, 1906. Presented 27th November, 1906, by Sir Wilfrid Laurier.*Printed for both distribution and sessional papers.*

 CONTENTS OF VOLUME 13—*Continued.*

37. Return to an order of the House of Commons, dated 21st March, 1906, showing: How many horses were tested for glanders with mallein in the provinces of Manitoba, Saskatchewan and Alberta, respectively, by officials of this government; names of owners of horses; name of official, and date of application in each case; date when the horses were destroyed, in each case; date the owners received compensation in each case; amount received by the respective owners, and the valuation in each case; the variations of temperature in each case, with the highest and lowest readings; number of cases quarantined, names of owners, and period of quarantine; number of cases where retested, and the result; number of cases slaughtered after being retested; compensation paid, names of the owners, and the amount paid to each; cases where horses were slaughtered after being tested, and the number of post-mortem investigations held, with the result in each case and the names of owners. Presented 27th November, 1907.—*Mr. Staples*..... *Not Printed.*
38. The Canada Year Book, 1905. Presented 27th November, 1906, by Hon. S. A. Fisher.
Printed separately.
39. Exchequer Court Rules (amended), General Order of 8th October, 1903. Presented 27th November, 1906, by Sir Wilfrid Laurier..... *Not printed.*
40. Statement showing the expenditure on account of Unforeseen Expenses from the 1st July, 1906, to the 22nd November, 1906, in accordance with the Appropriation Act of 1906. Presented 28th November, 1906, by Hon. W. S. Fielding..... *Not printed.*
41. Statement of Superannuations and Retiring Allowances in the Civil Service during the year ended 31st December, 1906, showing name, rank, salary, service, allowance and cause of retirement of each person superannuated or retired, and also whether vacancy filled by promotion or by new appointment, and salary of any new appointee. Presented 28th November, 1906, by Hon. W. S. Fielding..... *Not printed.*
42. Statement in pursuance of section 17 of the Civil Service Insurance Act, for the year ending 30th June, 1906. Presented 28th November, 1906, by Hon. W. S. Fielding..... *Not printed.*
- 42^a. Return to an address of the Senate, dated 14th March, 1907, for: 1. Copies of all regulations made by the Governor in Council under section 14, chapter 13, of the Act intituled: "The Civil Service Insurance Act." 2. The number of policies issued under the said Act, giving the dates of issue. 3. The names of the policy-holders. 4. The premiums paid annually or otherwise on each policy. 5. The total amount of the excess of the deduction from the salaries of said policy-holders on account of superannuation, and the deduction which would have been made had they not effected insurance under the said Act. 6. The total amount paid as death claims and the date of each payment. 7. The difference between the premiums paid, with the deduction made in excess, as stated in paragraph 5, as compared with losses through death claims with interest added at the rate of 3 per cent on the amount lost by the government under the operations of this Act up to the 1st of March instant. Presented 8th April, 1907.—*Hon. Mr. Ferguson*..... *Not printed.*
43. Statement of Governor General's Warrants issued since the last session of parliament, on account of the fiscal year 1906-7. Presented 28th November, 1907, by Hon. W. S. Fielding..... *Not printed.*
44. Report of the Dominion Government Expedition to Hudson Bay and the Arctic Islands on board the D. G. steamer *Neptunus*, 1903-1904. Presented 28th November, 1906, by Hon. L. P. Brodeur.
Printed separately.
45. Ordinances of the Yukon Territory, passed by the Yukon Council in the year 1906. Presented 28th November, 1906, by Sir Wilfrid Laurier..... *Not printed.*
46. Report of the Commissioners of Internal Economy of the House of Commons, from 21st July, 1905, to 11th July, 1906, pursuant to No. 9, Rules of the House. Presented 30th November, 1906, by the Hon. The Speaker..... *Not printed.*
47. The King's regulations and orders for the militia of Canada, 1906. Presented 3rd December, 1906, by Sir Frederick Borden..... *Not printed.*
48. Regulations for Ordnance Stores Services, 1905. Presented 3rd December, 1906, by Sir Frederick Borden..... *Not printed.*

CONTENTS OF VOLUME 13—*Continued.*

49. Report of the International Waterways Commission upon the application of the Minnesota Canal and Power Company of Duluth, Minnesota, for permission to divert certain waters in the state of Minnesota from the boundary waters between the United States and Canada. Presented 3rd December, 1906, by Hon. S. A. Fisher. *Not printed.*
- 49a. Joint Report of the International Waterways Commission, November 15th, 1906. Presented 3rd December, 1906, by Hon. S. A. Fisher. *Not printed.*
- 49b. Report of the Canadian Section of the International Waterways Commission for the year 1906. Presented 23rd January, 1907, by Hon. S. A. Fisher. *Not printed.*
50. Tables of the population of the Northwest Provinces in 1901 and 1906. Presented 3rd December, 1906, by Hon. S. A. Fisher. *Not printed.*
51. A detailed statement of all bonds and securities registered in the Department of the Secretary of State of Canada, since last return, 20th March, 1906, submitted to the parliament of Canada under section 23, chapter 19, of the Revised Statutes of Canada. Presented 5th December, 1906, by Sir Wilfrid Laurier. *Not printed.*
52. Return under chapter 131 (R.S.C.), intituled: "An Act respecting Trade Unions," and submitted to parliament in accordance with section 23 of the said Act. Presented 5th December, 1906, by Sir Wilfrid Laurier. *Not printed.*
53. Return to an address of the House of Commons, dated 19th March, 1906, for copies of all orders in council and documents, between the first day of July, 1896, and the present time, relating to swamp lands; and of all letters, telegrams and other documents and correspondence between the government of Canada and the government of Manitoba, during the same period, relating to such lands. Presented 5th December, 1906.—*Mr. Staples.* *Not printed.*
- 53a. Supplementary return to No. 53. Presented 11th December, 1906. *Not printed.*
54. Return (in so far as the Department of the Interior is concerned) of copies of all orders in council, plans, papers, and correspondence which are required to be presented to the House of Commons, under a resolution passed on 20th February, 1882, since the date of the last return, under such resolution. Presented 5th December, 1906, by Hon. F. Oliver. *Not printed.*
55. Return to an order of the House of Commons, dated 28th November, 1906, showing the number of commercial agencies for the Dominion in operation during the fiscal years 1905 and 1906, the names of the several agents, where located, their salaries, contingent expenses, the total cost of each agency, and the aggregate cost of all the agencies combined. Presented 6th December, 1906.—*Mr. Wilson (Lennox and Addington).* *Not printed.*
56. Return of orders in council passed under provisions of the Dominion Lands Act, affecting lands in the Yukon Territory; and of orders or ordinances passed under the provisions of section 8 of the Yukon Territory Act, as that section was enacted by section 3 of chapter 34, 2 Edward VII. Presented 6th December, 1906, by Hon. F. Oliver. *Not printed.*
57. Return of orders in council, under the provisions of section 52 of the Northwest Irrigation Act. Presented 6th December, 1906, by Hon. F. Oliver. *Not printed.*
58. Return of orders in council which have been published in the *Canada Gazette* and in the *British Columbia Gazette*, between 20th January and 1st December, 1906, in accordance with provisions of subsection (1) of section 38 of the regulations for the survey, administration, disposal and management of Dominion lands within the 40-mile railway belt in the province of British Columbia. Presented 6th December, 1906, by Hon. F. Oliver. *Not printed.*
59. Return of orders in council which have been published in the *Canada Gazette* between 20th January and 1st December, 1906, in accordance with the provisions of clause 91 of the Dominion Lands Act, chapter 54, of the Revised Statutes of Canada, and its amendments. Presented 6th December, 1906, by Hon. F. Oliver. *Not printed.*
60. Return to an order of the House of Commons, dated 29th November, 1906, for a copy of the proclamations used in the elections of 1904, in the constituencies of Selkirk, Provencher, Macdonald, Lisgar, Marquette, Souris, Brandon and Portage la Prairie. Presented 10th December, 1906.—*Mr. Roche (Marquette).* *Not printed.*
61. Report of the Ottawa Improvement Commission for the fiscal year ended 30th June, 1906. Presented 10th December, 1906, by Hon. W. S. Fielding. *Not printed.*

 CONTENTS OF VOLUME 13—*Continued.*

- 61a.** Orders in Council relative to the appointment of Commissioners under the provisions of chapter 10 of the Acts of 1899, intituled: "An Act respecting the city of Ottawa." Presented 28th January, 1907, by Sir Wilfrid Laurier..... *Not printed.*
- 62.** Report of the Commissioners of the National Transcontinental Railway, under date of 9th October, 1906, on the surveys and other works under their charge for the year ended 30th June, 1906, in pursuance of subsection 2 of section 30, chapter 71, of 1903. Presented 10th December, 1906, by Hon. H. R. Emmerson..... *Printed for both distribution and sessional papers.*
- 62a.** Return to an order of the House of Commons, dated 28th November, 1906, for a copy of all reports and plans of engineers regarding the line and location of the Grand Trunk Pacific Railway between the city of Quebec and Edmundston, New Brunswick, and more particularly the city of Quebec, and Lake Pheonagamook, in the county of Kamouraska. Presented 9th January, 1907.—*Mr. Monk.*
Not printed.
- 62b.** Return to an address of the House of Commons, dated 28th November, 1906, for a copy of all orders in council, surveys, reports, documents, and papers of every kind not already brought down, touching, showing or relating to the route of the National Transcontinental Railway between the city of Quebec and the city of Moncton. Presented 9th January, 1907.—*Mr. Crocket* *Not printed.*
- 62c.** Return to an address of the House of Commons, dated 18th December, 1906, for a copy of all orders in council, advertisements for tenders, tenders, specifications of every kind, plans, drawings, reports, letters, telegrams, correspondence, contracts, agreements and other documents and papers of every kind, touching or relating to the construction of a section of the Transcontinental Railway designated as "District F," from a point at or near the city of Winnipeg, to a point known as Peninsular Crossing, near the junction point of the Fort William branch of the Grand Trunk Pacific Railway, a distance of about 245 miles. Presented 29th January, 1907.—*Mr. Borden (Carleton).* *Not printed.*
- 62d.** Return to an address of the House of Commons, dated 17th December, 1906, for a copy of all orders in council, advertisements for tenders, tenders, specifications of every kind, plans, drawings, reports, letters, telegrams, correspondence, contracts, agreements and other documents and papers of every kind, touching or relating to the construction of a section of the Transcontinental Railway, designated as "District B," beginning at the north end of the Quebec Bridge and Railway Company's bridge, in the vicinity of the city of Quebec, to a point near La Tuque, a distance of about 150 miles. Presented 29th January, 1907.—*Mr. Borden (Carleton).*..... *Not printed.*
- 62e.** Return to an order of the House of Commons, dated 6th February, 1907, for a copy of plans, documents, &c., now under consideration by the Transcontinental Commission and Railway Commission pertaining to the development and improvement of Quebec Harbour as a maritime port and railway terminus. Presented 25th February, 1907.—*Mr. Robitaille*..... *Not printed.*
- 62f.** Return to an address of the House of Commons, dated 23rd January, 1907, for a copy of all papers, correspondence, reports, plans and profiles, and estimates of costs at any time received by or filed with the Commissioners of the National Transcontinental Railway, or with the Department of Railways, respecting: (a) That portion of the route of the said railway between the Quebec bridge and the vicinity of the Maine boundary line, as the route for such portion has been approved or adopted, or respecting any suggested variations of the location of such portion of the railway; (b) respecting another suggested route for the said portion of the said railway between the points aforesaid, not passing by way of Lake Etchemin, and sometimes known as the Morin route. 2. For a copy of all orders in council approving, adopting, or respecting any such routes between the points aforesaid. Presented 26th February, 1907.—*Mr. Morin*..... *Not printed.*
- 62g.** Return to an order of the House of Commons, dated 4th March, 1907, for a copy of all memoranda in the possession of the government, showing the amounts from month to month reported by the company and verified by the officers of the government, as having been duly expended in connection with the construction of the western division of the National Transcontinental Railway, whereon the government of Canada guarantees the bonds to the extent of 75 per cent of the cost. Presented 14th March, 1907.—*Mr. Ames*..... *Not printed.*
- 62h.** Return to an order of the House of Commons, dated 24th April, 1907, for copies of papers in relation to the Transcontinental Railway route through New Brunswick. Presented 24th April, 1907.—*Hon. W. S. Fielding*..... *Not printed.*

CONTENTS OF VOLUME 13—*Continued.*

63. Return to an order of the House of Commons, dated 3rd December, 1906, showing what properties, if any, have been purchased by the government during the past two years, in the city of Ottawa, between Sussex Street and Mackenzie Avenue; the properties acquired by the government in that locality; the names of the vendors; the dates of the purchases, the price agreed upon in each case; the superficies of the property acquired: the date on which the government took possession in each case. Presented 11th December, 1906.—*Mr. Morin* *Not printed.*
64. Return to an address of the House of Commons, dated 28th November, 1906, for a copy of all orders in council passed during the last three years, relating to the formation of any new territory or district, or the alteration of the boundaries of any territory or district in Canada. Presented 11th December, 1906.—*Mr. Sifton* *Not printed.*
- 64a. Return to an address of the House of Commons, dated 28th November, 1906, for a copy of all letters, communications, memorials, petitions, or documents, received during the past three years from the government of any province in the Dominion, or any member thereof, by the government of Canada, or any member thereof, relating to the extension or alteration of the boundaries of any province of Canada. Presented 17th December, 1906.—*Mr. Sifton*.
Printed for both distribution and sessional papers.
65. Return to an order of the House of Commons, dated 3rd December, 1906, for a copy of contracts with transatlantic steamship lines, in force during the season of 1906, that were entitled by such contract to receive bonuses or subventions from the government. Presented 11th December, 1906.—*Mr. Smith (Wentworth)* *Not printed.*
66. Return to an order of the House of Commons, dated 28th November, 1906, for a copy of all letters, telegrams, correspondence, reports, documents and papers, with respect to filling the vacancy on the bench of the Supreme Court of Nova Scotia, occasioned by the appointment of Honourable D. C. Fraser to the office of Lieutenant Governor. Presented 14th December, 1906.—*Mr. Borden (Carleton)* *Not printed.*
- (66. Sessional Papers of 1906). Evidence taken before the Royal Commission on Life Insurance. Presented 26th February, 1907, by Hon. W. S. Fielding *Printed for distribution.*
67. Report of the Deputy Minister of Labour on negotiations conducted by him under Conciliation Act, 1903, in connection with the strike of coal miners in the employ of the Alberta Railway and Irrigation Company, which commenced on 9th March, 1906. Presented 14th December, 1906, by Hon. R. Lemieux *Not printed.*
68. Return to an order of the House of Commons, dated 28th November, 1906, for a copy of all papers and correspondence in connection with the Buckingham strike and riots. Presented 14th December, 1906, by Hon. R. Lemieux *Not printed.*
- 68a. Supplementary return to No. 68. Presented 9th January, 1907.—*Mr. Bourassa* *Not printed.*
- 68b. Return to an address of the Senate, dated 23rd of January, 1907, for a copy of all papers and correspondence having reference to the calling out of militia and to the intervention of the government in the late strikes and riots in Hamilton and Buckingham; also giving a statement showing the amounts paid by the government and municipalities in each case, for the services of the militia in connection with strikes; together with a statement showing in which cases, if any, the government was recouped by the municipalities, the amount paid the militia, and the amounts. Presented 19th February, 1907.—*Hon. Mr. David* *Not printed.*
69. Return to an order of the House of Commons, dated 3rd December, 1906, showing all, if any, islands or portions of islands sold since the first day of July, 1896, adjoining the townships of Baxter and Gibson, in the district of Muskoka, on the Georgian Bay, and the prices received therefor, respectively. Presented 17th December, 1906.—*Mr. Wright (Muskoka)* *Not printed.*
70. Return to an order of the House of Commons, dated 29th November, 1906, for a copy of all circulars sent out by the immigration office during the present year to agents of the department in the United Kingdom, and on the continent of Europe; also to booking agents in the United Kingdom and on the continent. Presented 17th December, 1906.—*Mr. Chisholm (Huron)* *Not printed.*
- 70a. Return to an order of the House of Commons, dated 5th December, 1906, for a copy of all papers, circulars, instructions, or other correspondence, sent out by the Department of the Interior, or any officer thereof, relative to immigration; and all correspondence or papers, &c., relative thereto, from agents abroad during the year 1906, with special reference to question No. 2, on the Order Paper of 3rd December, 1906. Presented 17th December, 1906.—*Mr. Lefurgy* *Not printed.*

 CONTENTS OF VOLUME 13—*Continued.*

71. Return to an order of the House of Commons, dated 28th November, 1906, for a copy of all letters, documents, telegrams, reports, writs of supersedeas, and other papers, relating to the standing and different grades in the civil service, from time to time, of Henry J. Morgan, and his superannuation. Presented 18th December, 1906.—*Mr. Stewart*..... *Not printed.*
72. Returned to an order of the House of Commons, dated 28th November, 1906, showing: 1. The names of fire insurance companies which have received their charters within the past five years. 2. The names of the parties applying for the same. 3. The amount of subscribed capital required under the charter. 4. The amount of paid-up capital required under the charter. 5. The proposed location of the head office in each case. Presented 17th December, 1906.—*Mr. Macdonell*..... *Not printed.*
73. Return to an order of the House of Commons, dated 3rd December, 1906, showing: quantity or value of green fruit, canned fruits, and vegetables, fruit jams, preserves and jellies, classifying them wherever practicable, imported into Canada, and exported therefrom, during each of the past ten years; stating also whether from Great Britain, United States, or other countries; and during the past two years, the quantity imported through ports of entry, first, in Eastern Provinces; second, Prairie Provinces; third, British Columbia. Presented 9th January, 1907.—*Mr. Smith (Wentworth)*..... *Not printed.*
74. Return to an order of the House of Commons, dated 17th December, 1906, showing: 1. The total amount of duty received by the government in the fiscal year 1906 upon the respective articles named in the following items, as numbered, of the new Customs Tariff, viz: Item 445.—Mowing machines, harvesters, self-binding or without binders, binding attachments, reapers. Item 446.—Cultivators, ploughs, harrows, horse-rakes, seed drills, manure-spreaders, weeders and wind-mills. Item 447.—Threshing machine outfit, when consisting of traction or portable engines and separators. Item 448.—Hay loaders, potato diggers, horse-powers, separators, p.o.p., wind-stackers, fodder or feed cutters, grain crushers, fanning mills, hay tedders, farm, road or field rollers, post-hole diggers, snaths, and other agricultural implements, n.o.p. Item 449.—Axes, scythes, sickles or reaping hooks, hay or straw knives, edging knives, hoes, rakes, n.o.p., and pronged forks. Item 450.—Shovel and spades, iron or steel, n.o.p., shovel and spade blanks, and iron or steel cut to shape for the same, and lawn mowers. Item 451.—Stoves of all kinds, for coal, wood, oil, spirits or gas. 2. The total amount of duty that would have been received in the same period, the fiscal year of 1906, had the tariff now proposed by the government been then in force, giving such duty for each of the items 445, 446, 447, 448, 449, 450 and 451, separately. Presented 9th January, 1907.—*Mr. Henderson*..... *Not printed.*
75. Report of the Commissioner, Dominion Police Force, for the year 1906. Presented 9th January, 1907, by Hon. A. B. Aylesworth..... *Not printed.*
76. Return to an order of the House of Commons, dated 10th December, 1906, for a copy of all writs, forms and instructions issued and used in and for the purposes of the elections for the constituency of London, in the year 1905, and for the elections for the constituencies of East Elgin and North Bruce, in the year 1906. Presented 9th January, 1907.—*Mr. Barker*..... *Not printed.*
77. Return to an order of the House of Commons, dated 18th April, 1906, for a copy of all petitions, memorials, reports, letters, documents, correspondence and papers, setting forth or relating or referring to the necessity of improved aids to navigation, and of the life-saving vessels or appliances on the Pacific coast. Presented 9th January, 1907.—*Mr. Borden (Carlton)*..... *Not printed.*
78. Return to an order of the House of Commons, dated 18th April, 1906, for a copy of all reports, findings and recommendations of any officer, court of inquiry or commission, respecting the loss of any steamship or vessel on the Pacific coast during the past six years, except such as have already been published in the Annual Report of the Department of Marine. Presented 9th January, 1907.—*Mr. Borden (Carlton)*..... *Not printed.*
79. Return to an order of the House of Commons, dated 21st March, 1906, showing: How many wrecks there were on the Pacific coast in Canadian waters in 1900, 1901, 1902, 1903, 1904, 1905, and in 1906, up to date, British and foreign; number of lives lost in each wreck; the total financial loss in ships and cargoes; the inquiries made by the government into the causes of such wrecks; the causes given for such wrecks; the results of reports made of such investigations, as to hulls or machinery, by the British Columbia inspectors; the port of registry of each vessel wrecked; the age of each ship. Presented 9th January, 1907.—*Mr. Smith (Nanaimo)*..... *Not printed.*

CONTENTS OF VOLUME 13—*Continuel.*

80. Return to an order of the House of Commons, dated 10th December, 1906, showing : The quantity of oil from the wells of the Memramcook and Dover, sold and delivered to the Intercolonial Railway, between the 1st of January, 1904, and the 31st of March, 1906; such statement to set forth in detail the dates, quantity, price, and total value of each of such shipments. And further for a similar statement giving like information in respect of all other oil purchased from or through the agency of the New Brunswick Petroleum Company, being the output of other wells than those herein above specified. Presented 9th January, 1907.—*Mr. Barker*.....*Not printed.*
81. Return to an order of the House of Commons, dated 10th December, 1906, showing : All sums paid from 1st January, 1904, to date, to George H. Cochrane, of Moncton, for supplies furnished or services rendered the Intercolonial Railway; such statement in respect of each item in every such transaction, when and by whom the order was given, nature of and the quantity of goods furnished, character of services rendered, prices paid, and the names of the parties who certified to the correctness of his account. Presented 9th January, 1907.—*Mr. Barker*.....*Not printed.*
82. Return to an order of the House of Commons, dated 18th December, 1906, giving comparative statement of the standard passenger tariff in force on the Intercolonial Railway in 1904, and that in force at the present time, said statement to be so arranged as to show the former and present passenger rates in convenient form for purposes of comparison, in each of the following cases : 1. From Truro (*a*) to Hopewell, to New Glasgow, to Pictou, to Antigonish, to Port Mulgrave, to Grand Narrows, to Sydney, to Glace Bay, to Louisburg; (*b*) to Halifax, (*c*) to Londonderry, to Amherst, to Sackville, to Shediac, to Moncton, to Cape Tormentine. 2. From Moncton (*a*) to Salisbury, to Sussex, to Norton, to St. John; (*b*) to Kent Junction, to Weldford, to Newcastle, to Dalhousie, to Campbellton. 3. From Lévis (*a*) to Berthier-en-bas, to St. Thomas de Montmagny, to Ste. Anne de la Pocatière, to River du Loup, to Rimouski, to Causapscal, to Metapedia; (*b*) to Drummondville, to Ste. Rosalie, to Montreal. Presented 9th January, 1907.—*Mr. Ames*.....*Not printed.*
83. Return to an order of the House of Commons, dated 10th December, 1906, for a copy of all reports, investigations, orders, or correspondence, since 1st January, 1905, dealing with or touching upon alleged misconduct or remissions of duty on the part of (*a*) I. L. Burrill, paymaster on the Intercolonial Railway; (*b*) Moses Tracey, inspector of car cleaners; (*c*) Bruce McDougall, of the Intercolonial Railway Audit Office, Moncton; together with a copy of the rules and regulations in force since above date, and at the present time, with reference to the employees of the Intercolonial Railway. Presented 9th January, 1907.—*Mr. Barker*.....*Not printed.*
84. Return to an order of the House of Commons, dated 28th November, 1906, for a copy of the report furnished to the government by Messieurs Brunet and Duff, of Montreal, regarding the water-powers on the Lachine Canal. Presented 9th January, 1907.—*Mr. Monk*.....*Not printed.*
85. Return to an order of the House of Commons, dated 10th December, 1906, showing, by means of a comparative statement, the difference in rates charged, in respect of the ten classes of articles most largely carried, under the standard freight tariff in force during 1904, and that in force at the present time upon the Intercolonial Railway, from station to station, as hereinafter specified : 1. From Truro (*a*) to Hopewell, to New Glasgow, to Pictou, to Antigonish, to Port Mulgrave, to Grand Narrows, to Sydney, to Glace Bay, to Louisburg; (*b*) to Halifax; (*c*) to Londonderry, to Amherst, to Sackville, to Shediac, to Moncton, to Cape Tormentine. 2. From Moncton (*a*) to Salisbury, to Sussex, to Norton, to St. John; (*b*) to Kent Junction, to Weldford, to Newcastle, to Dalhousie, to Campbellton. 3. From Lévis (*a*) to Berthier-en-bas, to St. Thomas de Montmagny, to Ste. Anne de la Pocatière, to River du Loup, to Rimouski, to Causapscal, to Metapedia; (*b*) to Drummondville, to Ste. Rosalie, to Montreal. Presented 9th January, 1907.—*Mr. Ames*.....*Not printed.*
86. Return of all lands sold by the Canadian Pacific Railway Company, from the 1st October, 1905, to the 1st October, 1906. Presented 9th January, 1907, by Hon. F. Oliver.....*Not printed.*
87. Return to an order of the House of Commons, dated 5th December, 1906, for a copy of all documents relating to the application of R. C. McCracken for the northeast quarter, section 36, township 35, range 16, west of the second meridian, province of Saskatchewan; also Mr. McCann, for the northwest quarter of the same section. Presented 9th January, 1907.—*Mr. Barr*.....*Not printed.*
88. Return to an order of the House of Commons, dated 17th December, 1906, showing : 1. The names, ages, sexes and parentage of children attending Muscoweguan's Indian boarding school, specifying whether treaty or non-treaty Indians, the band they belong to, and whether parents alive or not. 2. Amount of government grants made to the school during the years 1904, 1905 and 1906. 3.

CONTENTS OF VOLUME 13—*Continued.*

- Amount of treaty money paid to Muscoweguan's band at the last payments, to what Indians were the payments made, and the number of children belonging to each. Presented 9th January, 1907.—*Mr. Lake* *Not printed.*
89. Return to an order of the House of Commons, dated 5th December, 1906, for: 1. A copy of the evidence taken at the investigation promised by the Minister of the Interior at the last session of parliament into the conduct of W. T. R. Preston, Commissioner of Immigration in England; together with copies of all letters, documents, and papers, in any way relating thereto. 2. Copy of the report of the party or parties who held the investigation which was promised by the Honourable Mr. Oliver, Minister of the Interior, when the matter of the dismissal of Mr. W. T. R. Preston was under discussion at the last session of parliament. 3. Of all correspondence between W. T. R. Preston and any member of the government, or any department thereof, with reference to his present appointment. 4. And showing what government position W. T. R. Preston now holds, what his duties are, what salary he gets, what living and travelling expenses he is allowed. Presented 9th January, 1907.—*Mr. Wilson (Lennox and Addington)*..... *Not printed.*
90. Return to an address of the House of Commons, dated 28th November, 1906, for a copy of all orders in council, agreements, valuations, reports, memoranda, letters, telegrams, correspondence and other documents and papers, touching, relating to or concerning the grant by or on behalf of the government of Canada, of any lands in Southern Alberta, under conditions contemplating or requiring the construction of irrigation works, and all such documents as aforesaid relating to any concession or grant of about 380,575 acres of land to the Robins Irrigation Company. Presented 9th January, 1907.—*Mr. Borden (Carleton)* *Not printed.*
- 90a. Return to an address of the House of Commons, dated 28th November, 1906, for a copy of all orders in council, agreements, papers and correspondence in connection with the sale of 380,600 acres, more or less, of land in Southern Alberta, to the Robins Irrigation Company; and the list of shareholders of the company, and its officers. Presented 10th January, 1907.—*Mr. Borden (Carleton)*.
Not printed.
- 90b. Return to an order of the House of Commons, dated 3rd December, 1906, for a copy of all documents relating to the application of, (a) J. T. Robins, for land in townships 10, 11 and 12, ranges 7, 8, 9, 10, 11, 12, west of the 4th; and of (b) E. H. Cuthbertson, for land in townships 11, 12, 13, ranges 7, 8, 9, 10, 11 and 12, west of the 4th, for purposes of irrigation. Presented 10th January, 1907.—*Mr. Ames*..... *Not printed.*
91. Return to an address of the House of Commons, dated 3rd December, 1906, for a copy of all orders in council, leases, agreements, valuations, reports, memoranda, letters, telegrams, correspondence, and other documents and papers, relating to, (a) the granting of grazing lease No. 2013, issued to J. D. McGregor, and of grazing lease No. 2014, issued to A. E. Hitchcock; (b) the assignment of said lease privileges to, or the enjoyment of the same, by the Grand Forks Cattle Company; (c) and further transfer or sale of said privileges by the Grand Forks Cattle Company; (d) all transactions between the government and the assigns of the Grand Forks Cattle Company. Presented 9th January, 1907.—*Mr. Ames*..... *Not printed.*
- 91a. Return to an address of the House of Commons, dated 3rd December, 1906, for a copy of all orders in council, leases, agreements, valuations, reports, memoranda, letters, telegrams, correspondence, and other documents and papers, touching, relating to, or concerning, (a) the granting of grazing lease No. 2009, issued to C. E. Hall; (b) the enjoyment of said lease privileges by C. E. Hall; (c) the assignment of the same to the Milk River Cattle Company; (d) the enjoyment of the same by the Milk River Cattle Company; together with a statement showing all amounts received by the government by way of rentals, bonuses, or otherwise, from each of the parties herein above-mentioned, with date, amount, and object of each such payment. Presented 9th January, 1907.—*Mr. Ames*.
Not printed.
- 91b. Return to an address of the House of Commons, dated 3rd December, 1906, for a copy of all orders in council, leases, agreements, valuations, reports, memoranda, letters, telegrams, correspondence, and other documents and papers, touching, relating to, or concerning, (a) the granting of grazing lease No. 2059, issued to H. P. Brown, of Grand Forks, Montana; (b) the assignment of said lease privileges to the Galway Horse and Cattle Company; and the enjoyment thereof by said company; (c) the further assignment of said lease privileges by the Galway Horse and Cattle Company to John Cowdry, of Macleod, and his enjoyment of the same, together with a statement showing all rentals or bonuses received by the government from any of the above parties, with date, amount, and purpose of each payment. Presented 9th January, 1907.—*Mr. Ames*..... *Not printed.*

 CONTENTS OF VOLUME 13—*Continued.*

- 91c.** Return to an address of the House of Commons, dated 9th January, 1907, for a copy of all orders in council, agreements, valuations, reports, memoranda, letters, telegrams, correspondence and documents of every description, relating to or treating of (a) the granting of a closed grazing lease to Brown, Bedingfield, *et al*; (b) the enjoyment of and the payment for the privileges granted under said lease. Presented 7th February, 1907.—*Mr. Ames*.....*Not printed.*
- 91d.** Return to an order of the House of Commons, dated 23rd January, 1907, for a copy of all applications for the lease of grazing lands within the provinces of Alberta and Saskatchewan, between the 1st day of February, 1905, and the 1st day of August, 1905. Presented 19th April, 1907.—*Mr. McCarthy (Calgary)*.....*Not printed.*
- 92.** Return to an order of the House of Commons, dated 28th November, 1906, showing: 1. All sums of money paid to the North Atlantic Trading Company, or on their order, to 1st November, 1906, with dates, sums, and names of persons to whom paid. 2. All correspondence between the North Atlantic Trading Company and the government, or any member thereof, or any department, since 1st January, 1906. Presented 9th January, 1907.—*Mr. Wilson (Lennox and Addington)* ..*Not printed.*
- 92a.** Return to an order of the House of Commons, dated 17th December, 1906, showing: 1. All claims made on the government by the North Atlantic Trading Company, since the 31st March, 1906. 2. All amounts paid to the said North Atlantic Trading Company by the government of Canada, (a) on account of bonuses; (b) on account of disbursements, since the 31st March, 1906. 3. A copy of all correspondence had by the government with the said North Atlantic Trading Company since the 31st March, 1906, up to the 1st December, 1906, and of all letters and accounts received from the said company between the above dates. Presented 15th January, 1907.—*Mr. Monk*... *Not printed.*
- 92b.** Report of C. H. Beldoe, accountant of the Department of the Interior, of an audit of the books and accounts of the North Atlantic Trading Company. Presented 1st March, 1907, by Hon. F. Oliver.
Printed for both distribution and sessional papers.
- 92c.** Extract from a Report of the Privy Council, approved by the Governor General on the 19th February, 1907, respecting continental immigration and certain commissions to steamship booking agents. Presented 14th March, 1907, by Hon. F. Oliver.....*Not printed.*
- 93.** Return to an order of the House of Commons, dated 10th December, 1906, showing: All sums paid or credits given by the Record Foundry Company, of Moncton, in respect of purchases from the Intercolonial Railway of scrap iron, copper, babbit metal, lead, sheet lead, and scrap metal of every description, between 1st January, 1904, and 31st March, 1906; said statement to further show date and amount of every such transaction, character, quantity and price per pound, of material purchased and whether and in what instances the same has been offered in public competition or sale by tender. Presented 9th January, 1907.—*Mr. Barker*.....*Not printed.*
- 94.** Return to an order of the House of Commons, dated 14th May, 1906, for a copy of all correspondence, reports, documents and papers relating to any dealings, transactions or negotiations between the government and any company, association, syndicate, or any person or persons on behalf of any company, association or syndicate, who have purchased or acquired, or arranged to purchase or acquire, public lands from the government since 1898; also a statement giving the names, head offices and addresses of the said respective companies, associations and syndicates, together with the amount of land purchased, acquired, or arranged to be purchased or acquired, and the price paid or agreed upon; also a statement giving the names, addresses and occupations of any person or persons, other than companies, associations or syndicates, who have purchased or acquired, or arranged to purchase or acquire, public lands from the government since 1st January, 1898, in areas of more than 160 acres in each instance, and a statement of the area of such lands in each instance; also a copy of all correspondence with such persons, and all documents and papers relating to the sale or disposal of such lands. Presented 10th January, 1907.—*Mr. Borden (Carleton)*.....*Not printed.*
- 95.** Return to an address of the House of Commons, dated 18th December, 1906, for a copy of all orders in council, instructions, reports, letters, telegrams, correspondence and other papers of every kind relating to the negotiations for the Songhees Indian Reserve, and especially all such papers as aforesaid relating to the recent mission of Mr. Pedley, Deputy Superintendent General of Indian Affairs, to the province of British Columbia. Presented 11th January, 1907.—*Mr. Borden (Carleton)* ..*Not printed.*
- 96.** Return to an order of the House of Commons, dated 10th December, 1906, showing the following data: (1) The name of the present homesteader on southeast quarter, section 12, township 30, range 2, west of 5th meridian; (2) date of his entry; (3) by whom it was made; (4) where was it

 CONTENTS OF VOLUME 13—*Continued.*

made; (5) who was the first to make homestead entry therefor; (6) by whom was the first entry cancelled; (7) who was the next applicant, and what was the date of the application; (8) the names of any other applicants, if any, for this homestead, and the dates of application; all correspondence in regard to this quarter-section. Presented 11th January, 1907.—*Mr. Hughes (Victoria)*.
Not printed.

97. Return to an order of the House of Commons, dated 9th May, 1906, showing in detail for each year, from 1886 to 1906, inclusive; 1. A statement of all goods supplied to Mr. Speaker's apartments, and to the various offices and apartments of the House of Commons, and the amounts paid therefor. 2. All inventories of goods in Mr. Speaker's apartments, and in the various offices and apartments of the House of Commons, taken by the Sergeant-at-Arms, as keeper of the furniture and fittings of the House, or other officers of the House, and any report of the Clerk, Sergeant-at-Arms, or other officer of the House, with reference thereto, the goods supplied, their condition, and the character and disposition of the same. 3. A copy of all correspondence had between Mr. Speaker and any member of the Internal Economy Commission, the Clerk of the House, the Sergeant-at-Arms, or any other officer of the House of Commons, and the Auditor General, in reference to the purchase, payment, checking, distribution, replenishing, disposal, condition and character of the same. 4. A copy of all resolutions passed by the Commission of Internal Economy in reference to the above matters. Presented 11th January, 1907.—*Mr. Belcourt*. *Not printed.*
98. Return to an address of the Senate, dated 5th June, 1906, for: 1. A copy of the petitions signed by the citizens of Quebec protesting against the choice of the place where Sir Charles Ross has built his rifle factory. 2. A copy of the petitions sent by certain persons asking the government to increase the land placed at the disposition of Sir Charles Ross. 3. A copy of the plan of the land placed at the disposition of Sir Charles Ross. 3. A copy of the plan of the land leased by the government to Sir Charles Ross for the purpose of his rifle factory. Presented 6th December, 1906.—*Hon. Mr. Landry*. *Not printed.*
- 98a. Return to an order of the House of Commons, dated 23rd January, 1907, for copies of all documents and all correspondence concerning the erection of the Ross rifle factory on the Plains of Abraham, Quebec. Presented 14th March, 1907.—*Mr. Lavergne (Montmagny)*. *Not printed.*
- 98b. Return to an address of the House of Commons, dated 10th December, 1906, for a copy of all contracts between the Ross Rifle Company and the government, or Department of Militia, for the supply of rifles, ammunition or other articles, and all orders in council, correspondence, reports, documents and papers, relating to such contracts, or to the subject-matter thereof, and to the operations of the company and its dealings with the government, or any department thereof, including the Department of Customs. Presented 14th March, 1907.—*Mr. Worthington*. *Not printed.*
- 98c. Return to an address of the Senate, dated 27th November, 1906, for a copy of all correspondence exchanged between the government and the Ross Rifle Company or any other association or military body or any person whomsoever, or between the various departments of the government on the subject of the Ross rifle, of the inspections which it has undergone, of the improvements which have been suggested, of the complaints which have been made, or of the reports which have been made. Presented 13th March, 1907.—*Hon. Mr. Landry*. *Not printed.*
- 98d. Supplementary return to No. 98b. Presented 3rd April, 1907. *Not printed.*
- 98e. Supplementary return to No. 98c. Presented (Senate) 4th April, 1907. *Not printed.*
99. Revised Statutes of Canada, 1906, volumes 1, 2 and 3. Presented 14th January, 1907, by Hon. A. B. Aylesworth. *Printed separately.*
100. Return to an order of the House of Commons, dated 9th January 1907, showing: The imports by provinces into Canada for home consumption, from the United States, and the exports of the same from Canada to the United States, and the duty on the same, giving the present Canadian duty and the United States duty, for the past twelve months, ending 1st October, 1906, on the following agricultural articles: Live pork, cattle, horses, beef and pork dressed, beans, corn, barley, buckwheat, peas, wheat, sugar, beets, eggs, hay, butter, cheese, apples, evaporated or otherwise, vegetables, green peas, tomatoes, peaches, plums, pears, including all canned vegetables, and lard, and tobacco, raw. Presented 15th January, 1907.—*Mr Clements*. *Not printed.*
101. Return to an order of the House of Commons, dated 5th December, 1906, for a copy of all correspondence between the Marine Department and the provincial government of British Columbia, or any member thereof, concerning the building of a road or trail along the coast line of Vancouver Island, for the purpose of lending assistance to distressed mariners. Presented 15th January, 1907.—*Mr. Smith (Nanaimo)*. *Not printed.*

 CONTENTS OF VOLUME 13—*Continued.*

- 102.** Return to an order of the House of Commons, dated 5th December, 1906, for a copy of all correspondence and papers in connection with the investigation into the provisioning of government steamer *Kestrel*, during the year 1905, and a copy of the report of the investigation. Presented 15th January, 1907.—*Mr. Foster* *Not printed.*
- 102*r*.** Return to an order of the House of Commons, dated 14th January, 1907, for a copy of all letters, telegrams, reports, memoranda and other documents and papers, respecting supplies purchased or ordered for or in connection with the government steamer *Kestrel*, from January 1st, 1903, up to the present time, including all correspondence between any department, officer or agent of the government, and the captain of the said steamer. Presented 12th April, 1907.—*Mr. Reid (Greenville)*.
Not printed.
- 103.** Return to an order of the House of Commons, dated 10th December, 1906, showing the local and general tariffs of each and every through transportation line, railway or steamship line, giving in detail the rates upon each class of commodity from station to station; and also upon commodities passing through Canada, or from Canada to foreign countries, or to Great Britain and Ireland. Presented 17th January, 1907.—*Mr. Hughes (Victoria)*..... *Not printed*
- 104.** Return to an order of the House of Commons, dated 3rd December, 1906, showing for five years past the annual shipments across the Atlantic of: butter, cheese, apples, pears, other fruits and other products, classifying them (*a*) in cold storage; (*b*) in cool air compartments; (*c*) in ordinary storage. Presented 17th January, 1907.—*Mr. Smith (Wentworth)*..... *Not printed.*
- 105.** Return to an address of the House of Commons, dated 28th November, 1906, for a copy of all orders in council, reports, letters, telegrams, correspondence, memoranda and other documents and papers, relating to or in any way touching the purchase or acquisition of land in or near the city of Halifax, since 1st January, 1902, for the purpose of constructing thereon a round-house or machine shop. Presented 17th January, 1907.—*Mr. Barker*..... *Not printed.*
- 106.** Return to an address of the Senate, dated 19th June, 1906, for copies of all correspondence between the Imperial authorities and the government of Canada relating to the uniform to be worn upon state occasions by privy councillors of the cabinet, privy councillors not of the cabinet, deputy heads of departments, and by any other of the government officials. Presented 16th January, 1907.—*Hon. Mr. Landry*..... *Not printed*
- 107.** Return to an address of the Senate, dated 7th December, 1906, for copies of all correspondence respecting a site or sites for a public building in the town of Glace Bay, Nova Scotia, between any member of the government and all other parties; the area of the sites, the price of each, the date of the purchase, the date of each payment, the name of the seller of each site, the report or reports of the government engineer, showing lots recommended and those not recommended by him, and all notes or memoranda referring to said sites. Presented 16th January, 1907.—*Hon. Mr. McDonald (Cape Breton)*..... *Not printed*
- 108.** Return to an address of the Senate, dated 5th December, 1906, for a copy of all the correspondence exchanged between the department of marine and fisheries, or any person or any company whatsoever on the subject of the stranding at Matane of the steamer *Kensington*, as well as of the inquiry which has been made into this subject and of the judgment rendered by the commissioner making the inquiry. Presented 16th January, 1907.—*Hon. Mr. Landry*..... *Not printed.*
- 109.** Return to an address of the Senate, dated 28th November, 1906, of imports of oxide of aluminum for the years 1903, 1904, 1905 and to date, 1906, with values. Presented 16th January, 1907.—*Hon. Mr. Donville*..... *Not printed.*
- 109*r*.** Return to an order of the Senate, dated 28th November, 1906, giving the amount of aluminum exported for the years 1903, 1904, 1905 and to date, 1906, with values. Presented 16th January, 1907.—*Hon. Mr. Donville*..... *Not printed.*
- 110.** Supplementary return to an order of the House of Commons, dated 14th March, 1906, showing, in the case of every homestead against which, during the years 1904 and 1905, a report of non-compliance with the law, or a demand for cancellation has been received by the Dominion land office or offices; giving (*a*) the location of said quarter-section, range, township, and meridian; (*b*) the name and address of the party by whom the original entry was made; (*c*) the name and address of the party or parties (if there have been several) who endeavoured to lodge cancellations; (*d*) the reason alleged by complainants why cancellation of entry should be allowed; (*e*) whether warning of threatened cancellation was served upon the alleged delinquent; (*f*) the action taken by the department in each case. Presented 21st January, 1907.—*Mr. Ames*..... *Not printed.*

CONTENTS OF VOLUME 13—*Continued.*

111. Return to an address of the House of Commons, dated 10th December, 1906, for a copy of all orders in council, agreements, contracts, reports, telegrams, letters, and other documents, relating to any agreement between the government, or any department of the government, and Mr. W. A. D. Lees, or any other person or persons, for fencing a part or tract of land near Fort Saskatchewan, in Alberta; and all such documents and papers aforesaid, relating to the maintenance of such fence. Presented 21st January, 1907.—*Mr. Roche (Marquette)*..... *Not printed.*
112. Return to an order of the House of Commons, dated 17th December, 1906, for a copy of the ordinance or regulation of the Canadian militia by which young men following the three months' short course, day attendance, are stipulated as having no right to any indemnity for their services; also a copy of the ordinance or regulation of the Canadian militia by which young men from the country are not entitled to any pay for provisionary course, night attendance. Presented 21st January, 1907.—*Mr. Robitaille*..... *Not printed.*
113. Extract from a Report of the Committee of the Privy Council, approved by the Governor General on the 24th day of December, 1906, in relation to the leasing of the Beauharnois Canal, in order to its utilization for the development of electricity for lighting and industrial purposes. Presented 21st January, 1907, by Sir Wilfrid Laurier..... *Not printed.*
114. Return to an order of the House of Commons, dated 14th January, 1907, showing: 1. All amounts which have been since 1st July, 1904, expended, chargeable to capital account, upon the strengthening of bridges along the line of the government railways. 2. The estimated cost of each work, which it is proposed to carry on during the fiscal year 1907-8. Presented 21st January, 1907.—*Mr. Crockett*..... *Not printed.*
115. Return to an order of the House of Commons, dated 14th January, 1907, for a copy of all correspondence, petitions and other papers, addressed to, or received by the department of railways and canals, from any persons, organizations, or associations, asking for the institution of a system of annuities for employees on the Intercolonial Railway. Presented 21st January, 1907.—*Mr. Macdonald*..... *Not printed.*
116. Return to an order of the House of Commons, dated 26th March, 1906, for a statement containing the following information concerning the water-powers in the possession and under the control of the Dominion government. 1. The province and the locality within the province where the water-power is situated. 2. A summary of the report or reports made to the government on such water-power, if any report has been made, with date of the report and name of the party who has reported. 3. The power susceptible of being developed. 4. If under lease or alienated in any way, the name of lessee or purchaser, date, duration and condition of lease or purchase. 5. If under lease or alienated, whether public tenders were called for through the newspapers before lease or alienation took place. 6. If under lease or alienated, whether any report was sought and obtained by the government previous to such alienation, and by what officer such report was made to the government, and the purport of such report, as well as its date. 7. If under lease or alienation in any way, the amount due the government for rent or price of sale and arrears. 8. If under lease or alienated, whether the conditions of alienation have been fulfilled. Presented 21st January, 1907.—*Mr. Monk*.
Printed for both distribution and sessional papers.
- 116a. Return to an address of the House of Commons, dated 28th November, 1906, for: 1. A copy of the contract or agreement by which the government has leased or alienated the water-powers on the Soulanges canal; of the tenders, if any were invited, before the disposal of said water-powers; and of any and all correspondence concerning the said powers before the disposal of the same by the government. 2. A copy of the order in council disposing of said water-powers. 3. A copy of all transfers of said water-powers since the original alienation of the same; of all correspondence relating to said transfers; and of orders in council authorizing or ratifying said transfers. 4. A copy of all reports and estimates in the possession of the government in regard to the extent and value of water-powers on the Soulanges canal. Presented 14th February, 1907.—*Mr. Monk*..... *Not printed.*
- 116b. Return to an order of the House of Commons, dated 10th December, 1906, showing: (1) The water-powers, and location of same, along the Trent Canal waterways, still in possession of the government of Canada; (2) those along tributary waters under the same control; (3) the water-powers that have been leased, or otherwise disposed of; (4) the terms in each case; (5) the nature of the title in each instance. Presented 14th February, 1907.—*Mr. Hughes (Victoria)*..... *Not printed.*
- 116c. Return to an order of the House of Commons, dated 27th February, 1907, for copies of all reports and other papers in connection with the choice of the eastern outlet for the Trent Valley Canal. Presented 27th February, 1907.—*Mr. Emmerson*..... *Not printed.*

CONTENTS OF VOLUME 13—*Continued.*

- 116d.** Report of E. J. Walsh, C.E., Engineer in charge of the surveys on the Trent Valley Canal, from Lake Simcoe to Georgian Bay, accompanied by plans, profiles and estimates. Presented 15th March, 1907, by Hon. H. R. Emmerson. *Not printed.*
- 117.** Return to an order of the House of Commons, dated 5th December, 1906, for a copy of all letters, telegrams or documents of any description, relating to, (a) the appointment of Mr. F. W. Aylmer to the position of resident engineer of the Dominion Public Works at Winnipeg; and (b) his resignation of said position, together with all letters, telegrams, &c., interchanged between Mr Aylmer and any official of the public works department, in this connection. Presented 21st January, 1907.—*Mr. Ames*. *Not printed.*
- 118.** Return to an address of the House of Commons, dated 28th November, 1906, for a copy of all correspondence, tenders, offers of lease or purchase or occupation, of water powers under the control of the government of Canada, and of any deed of alienation of the same, whether by lease or otherwise, situate within one hundred miles of the city of Montreal. Presented 21st January, 1907.—*Mr. Monk*. *Not printed.*
- 119.** Return to an order of the House of Commons, dated 9th January, 1907, for a copy of all papers and correspondence in connection with registered letters lost between Bethany and Millbrook, and other points in the county of Durham; more especially concerning a letter posted by one Joseph Hadden, of Bethany, to the Bank of Toronto, at Millbrook. Presented 24th January, 1907.—*Mr. Ward*. *Not printed.*
- 120.** Return to an order of the House of Commons, dated 3rd December, 1906, for a copy of all thermograph records of temperature on ocean-going vessels taken during the past season; stating names of vessel, and date of sailing, and port from whence sailing; also, stating if in cold storage chambers, cool air chambers, ventilated chambers, or unventilated chambers; also, in case of ventilated chambers, stating the method of ventilation. Presented 24th January, 1907.—*Mr. Smith (Wentworth)*. *Not printed.*
- 121.** Return to an address of the House of Commons, dated 17th December, 1906, for a copy of: 1. All reports made from time to time by the officers of the topographical surveys branch of the department of the interior, in reference to land in townships 10, 11, 12 and 13, ranges 7, 8, 9, 10, 11, 12 and 13, west of the 4th, and townships 7, 8 and 9, ranges 8, 9, 10 and 11, west of the 4th. 2. Orders in council dated the 13th December, 1886, and 21st December, 1897, setting apart certain lands, viz.: those portions of the south half of section 7, the northwest quarter of section 9, and section 21, lying south and east of the river, township 12, range 12; that part of section 35 lying south and east of the river, township 11, range 13, and those portions of sections 1 and 2, lying east of the river in township 12, range 13, all west of the 4th meridian, as reserved for watering of stock. 3. Report of inspection referred to in order in council of 21st December, 1903, showing that the land referred to in orders in council dated 13th December, 1886, and 21st December, 1897, were no longer required for the purpose for which they were reserved. 4. All other reports made from time to time to date by officers of the department of the interior regarding the character and fertility of the soil, climate, rainfall, water supply, or topographical features of the area, or any part of the area described in paragraph 1 of this resolution. Presented 28th January, 1907.—*Mr. Ames*. *Not printed.*
- 122.** Orders in Council authorizing the granting of permits to foreigners and foreign corporations to bring fresh fish in American bottoms to any port in British Columbia, to land such fresh fish at such port without payment of duties and tranship the same in bond to any part of the United States of America, &c. Presented 28th January, 1907, by Sir Wilfrid Laurier *Not printed.*
- 123.** Return to an order of the House of Commons, dated 28th November, 1906, for a copy of all correspondence between the government, or any member or official thereof, and any member of the Royal Insurance Commission, or Mr. Shepley, K.C., or Mr. Tilley, barrister, or any other person employed by or on behalf of the government, relating in any way to the work of the commission, to the subjects and methods of conducting the inquiry, to suggestions as to what witnesses be called, what information be sought, and from whom; together with any reports received or transmitted in reference to the above; and also, for a copy of all instructions issued by the government, or any member thereof, to the commission, or any counsel employed thereat. Presented 29th January, 1907.—*Mr. Borden (Carlton)*. *Not printed.*
- 123a.** Report of the Royal Commission on Life Insurance. Presented 26th February, 1907, by Hon. W. S. Fielding. *Printed for both distribution and sessional papers.*

 CONTENTS OF VOLUME 13—*Continued.*

- 123b.** Supplementary return to 123a. Memorandum of exhibits by companies. Presented 6th March, by Hon. W. S. Filding.....*Printed for both distribution and sessional papers.*
- 123c.** Supplementary Report of the Royal Commission on Life Insurance.....*See No. 123b.*
- 123d.** Return to an address of the Senate dated 14th March, 1907, for the papers referred to as Exhibits Nos. 682, 686, 688, 737, 738, 740, and 741, in Sessional Paper No. 123b, being a supplementary return laid on the table of this house during the present session of parliament. Presented 4th April.—*Hon. Mr. Ferguson*.....*See No. 123b.*
- 124.** Return to an address of the Senate, dated 16th January, 1907, showing: The tenders called for the supply of sleepers for any part whatsoever of the Transcontinental Railway by the Commissioners of the Transcontinental Railway. Who are the tenderers. What are the prices asked by each of them. Who obtained the contract. At what price and for what quantity. Has the contractor begun the execution of his contract. What quantity has he delivered up to this date. To whom, and at what place. What amount of money has he received in payment. Presented 24th January, 1907.—*Hon. Mr. Landru*..... *Not printed.*
- 125.** Return to an order of the House of Commons, dated 18th December, 1906, for a copy of all correspondence between the five companies and the one individual whose hydraulic mining leases were cancelled during the past year, and the government, or any department thereof. Presented 29th January, 1907.—*Mr. Roche (Marquette)*.....*Not printed.*
- 126.** Return to an order of the House of Commons, dated 16th January, 1907, for a copy of all papers and correspondence during the past year in connection with the leasing of any lands adjacent to Lake Manitoba for sporting or other purposes. Presented 29th January, 1907.—*Mr. Schaffner*.....*Not printed.*
- 127.** Return to an address of the House of Commons, dated 28th November, 1906, for a copy of all correspondence between the government of Canada and the government of Australia, or any officials thereof, with reference to tariff preferences between the two countries; and all orders in council in reference thereto, for the years 1904, 1905, 1906. Presented 29th January, 1907.—*Mr. Borden (Carleton)*..... *Not printed.*
- 128.** Return to an order of the House of Commons, dated 3rd December, 1906, showing the number of acres of Indian lands sold in each year since 1896, with the price received per acre, and where selected in each case; a statement of the manner in which said lands were sold in each case per acre, whether by public tender or private sale. If sold by tender, in how many papers were advertisements printed, in each case; also, giving the number of days from first appearance of such notice until tenders were closed, in each case; the amount paid the Indians, the expenses connected with the sales, and where the balance of these sales was deposited; also, a copy of all leases given by this government of Indian lands in the provinces of Manitoba, Saskatchewan, Alberta and British Columbia, since 1896; with a statement showing how such lands were leased, either by public tender or by private arrangement. Presented 29th January, 1907.—*Mr. Armstrong*.....*Not printed.*
- 129.** Return to an order of the House of Commons, dated 9th January, 1907, showing: 1. How many cheese curing buildings in all have been erected or provided by the government. 2. Where they are located. 3. The cost of each one, including care, and any other expense or expenses in connection therewith. 4. The charge, if any, made to the users of them. 5. What amount the government paid for transporting cheese from the factory to the curing rooms. The cost in connection with each factory, and the aggregate of all such costs up to date. 6. Who paid the charge for transportation from curing room when shipping; and if paid by the government, the aggregate of such costs to date. 7. The number of cheese manufacturers who have taken advantage of these curing rooms, and how many cheese have been stored by each, year by year, and the length of time each consignment has remained in the curing room. 8. The intention of the government to continue the use of these curing rooms for the future, or to extend them. 9. What disposition is to be made of those now owned by the government. Presented 1st February, 1907.—*Mr. Sproule*.....*Not printed.*
- 130.** Return to an order of the House of Commons, dated 12th December, 1906, for a copy of all papers, and correspondence between the department of marine and fisheries and any person or persons, with reference to the sending of assistance and lifeboats to the relief of vessels recently wrecked on the north side of Prince Edward Island; and also papers and correspondence with reference to establishing life-saving stations and appliances at different points around the coast of Prince Edward Island. Presented 4th February, 1907.—*Mr. Lefursey*..... *Not printed.*

 CONTENTS OF VOLUME 13—*Continued.*

131. Return to an order of the House of Commons, dated 3rd December, 1906, for a copy of all correspondence and documents on file referring to the sale of any timber upon what is known as the "Light House" reserve, on Hope Island, in the Georgian Bay. Presented 4th February, 1907.—*Mr. Bennett*.....*Not printed.*
132. Copies of all correspondence between the Clerk of the Senate, and the Department of the Auditor General, and that of the Department of Justice, relating to the payment of sessional indemnity and travelling expenses to senators. Presented 1st February, 1907, by the Hon. The Speaker.
Not printed.
133. Pay and Allowances Regulations for the Canadian militia, to have effect from the 1st January, 1907. Presented 6th February, 1907, by Sir Frederick Borden.....*Not printed.*
134. Return to an order of the House of Commons, dated 30th January, 1907, for a copy of all accounts, vouchers, correspondence, documents and papers relating to the purchase of supplies forwarded or intended to be forwarded to Kingston, Jamaica, for the relief or assistance of sufferers from the recent disaster in that city. Presented 6th February, 1907.—*Mr. Taylor*.....*Not printed.*
135. Return to an address of the Senate, dated 23rd February, 1907, asking for the production before the house of all papers, orders, rules, charges, reports of inquiries, evidence, and judgment rendered, by any council of war or court-martial whatsoever, concerning a soldier of the ordnance corps by the name of Telesphore Roy, at Quebec, accused and found guilty of any offence whatsoever, and sentenced on that account to cells and hard labour; together with all documents relating to this matter, before and after the charge and the judgment of the military court; the names of the complainant, of the officers who sat on the court-martial, of the defender of the accused, of those who confirmed the judgment; and a copy of the record upon which were based both the judgment of the court martial and the confirmation by superior authority of the judgment rendered. Presented 6th February, 1907.—*Hon. Mr. Laundry*.....*Not printed.*
136. Return to an address of the House of Commons, dated 10th December, 1906, for a copy of all orders in council, contracts, reports of experts or officials, and of all correspondence relating to the adoption and purchase of 250 subtarget guns, by the department of militia, and especially all letters passing between the Ontario Sub-Target Company (Limited), Mr. J. H. Jewell, Mr. Hartley Dewart, K.C., or any director or shareholder of the Sub-Target Company, and the Minister of Militia, or his private secretary, in reference to purchases or contracts, or agreements to purchase, either proposed or consummated, and payments made thereon or in pursuance thereof. Presented 7th February, 1907.—*Mr. Foster*.....*Not printed.*
- 136a. Supplementary return to No. 136. Presented 20th March, 1907.....*Not printed.*
137. Return to an address of the House of Commons, dated 30th January, 1907, for a copy of documents relating to the Metlakatla Indian Reserve, that is to say, a certain agreement with the province of Prince Edward Island in or about the year 1876, and mentioned in an order in council bearing date 2nd April, 1906, the said order in council and all recent correspondence dealing with the reserve. Presented 7th February, 1907.—*Mr. Borden (Carleton)*.....*Not printed.*
138. Return to an address of the House of Commons, dated 28th November, 1906, for a copy of all orders in council, agreements, valuations, reports, memoranda, letters, telegrams, correspondence, documents and papers, in connection with the sale or grant by the government of Canada, or any department thereof, since 1st January, 1905, of any public lands or public domain, other than to actual settlers. Presented 7th February, 1907.—*Mr. Borden (Carleton)*.....*Not printed.*
139. Return of the names of all persons appointed to or promoted in the Civil Service of Canada, during the calendar year 1906. Presented 14th February, 1907, by Sir Wilfrid Laurier.....*Not printed.*
140. Return to an address of the House of Commons, dated 28th January, 1907, for a copy of all orders in council, rules or regulations governing the operation and management of the Government Printing Bureau. Presented 14th February, 1907.—*Mr. Verville*.....*Not printed.*
141. Return to an order of the House of Commons, dated 3rd December, 1906, for a copy of all correspondence concerning the retirement from office of Mr. Talbot, late postmaster at Cannington, Ontario. Presented 14th February, 1907.—*Mr. Hughes (Victoria)*.....*Not printed.*
142. Return to an order of the House of Commons, dated 30th January, 1907, showing what life-saving stations are maintained on the sea coasts and inland waters of Canada, when the same were erected, respectively, and at what cost, respectively, and the cost of maintenance of each of same, during the last ten years. Presented 14th February, 1907.—*Mr. Boyce*.....*Not printed.*

 CONTENTS OF VOLUME 13—*Continued.*

143. Return to an address of the House of Commons, dated 30th January, 1907, for a copy of all papers, memorials, memorandums, documents and correspondence between the provincial assembly and provincial government of Manitoba, and the Dominion Parliament and Dominion Government during the past ten years, in reference to the extension of the boundaries of Manitoba. Presented 18th February, 1907.—*Mr. Roche (Marquette)* *Not printed.*
144. Despatches and orders in council relative to Colonial Conference, 1907, from 20th April, 1905, to 15th February, 1907. Presented 18th February, 1907, by Sir Wilfrid Laurier.
Printed for both distribution and sessional papers.
145. Return to an address of the House of Commons, dated 28th January, 1907, for a copy of all orders in council, letters, papers, correspondence and documents relating to or connected with the resignation of Mr. Alexander Henderson as judge of the county court of British Columbia. Presented 18th February, 1907.—*Mr. Borden (Carlton)* *Not printed.*
146. Return to an order of the House of Commons, dated 6th February, 1907, showing the number of persons employed in the House of Commons, (a) as permanent employees, and in what capacity; (b) as sessional employees, and in what capacity; (c) the salary of each such employee; (d) the name of each employee of the house, or connected with the service of the house, as translators or otherwise, not living at Ottawa; (e) where each employee lives, and what his salary or remuneration is. Presented 18th February, 1907.—*Mr. Bergeron* *Not printed.*
- 146a. Return to an order of the House of Commons, dated 6th February, 1907, showing where all the clerical work of the House of Commons is done, (a) the ordinary routine work; (b) all the translation; (c) how much is paid to translators not living in Ottawa, or working at their homes in Ottawa, per day, or how paid; (d) how much was paid last year for all such services in the House of Commons. Presented 18th February, 1907.—*Mr. Bergeron* *Not printed.*
147. Copy of order in council respecting the landing of fresh fish in American bottoms and the purchase of supplies by such vessels, in ports of British Columbia,—and also copy of instructions to the collector of customs, Vancouver, B.C., respecting the same. Presented 19th February, 1907, by Hon. W. Paterson *Not printed.*
148. Return to an address of the House of Commons, dated 6th February, 1907, for a copy of all orders in council, reports, letters, telegrams, accounts, vouchers, documents and other papers since the 1st January, 1902, relating to the surrender of the whole or any portion of the Nipissing Indian Reserve. Presented 20th February, 1907.—*Mr. Taylor* *Not printed.*
149. Return to an address of the Senate, dated 29th of January, 1907, for copies of all reports received by the government or any member thereof, relating to the establishment of an experimental branch farm in Prince Edward Island, and any order in council made regarding the same; also a statement showing what tract of land, if any, has been purchased for the purposes of the said farm, where it is located, the number of acres acquired, the price paid for the same, and the name of the vendor. Presented 19th February, 1907.—*Hon. Mr. Ferguson* *Not printed.*
150. Return (in so far as the department of the interior is concerned) to an address of the House of Commons, dated 6th February, 1907, for a copy of all orders in council in connection with the land grants or subsidies to the following railways: The Manitoba and Southeastern Railway Company, the Lake Manitoba Railway and Canal Company, the Hudson Bay Railway Company, the Winnipeg and Great Northern Railway Company, and all other railways now part of The Canadian Northern Railway Company's system, west of the province of Ontario. Presented 21st February, 1907.—*Mr. McCarthy (Calgary)* *Not printed.*
151. Correspondence respecting the vacancy on the Bench of the Supreme Court of Nova Scotia. Presented 21st February, 1907, by Hon. A. B. Aylesworth *Not printed.*
152. A statement of the affairs of the British Canadian Loan and Investment Company, as on 31st December, 1906. Presented 22nd February, 1907, by the Hon. The Speaker *Not printed.*
153. Return to an order of the House of Commons, dated 6th February, 1907, showing: In respect of items "Locomotive and car shops, and land purchase at Moncton, \$540,000" and "New machinery for locomotive and car shops, \$72,500", in the Appropriation Act of 1906, Schedule B, page 29, all expenditures made thereunder up to December 31st, 1906, said statement to specify in respect of each payment, the date of the transaction, the nature of the goods supplied or service rendered, name of the person or company to whom the consideration was paid. Presented 25th February, 1907.—*Mr. Crockett* *Not printed.*

 CONTENTS OF VOLUME 13—*Continued.*

154. Return to an order of the House of Commons, dated 21st January, 1907, for a copy of all reports, papers, surveys, estimates, correspondence and other documents, with reference to the proposed branch line from the Prince Edward Island Railway at or near O'Leary, to a point at or near West Cape. Presented 25th February, 1907.—*Mr. Lefurcy*..... *Not printed.*
155. Return to an order of the House of Commons, dated 3rd December, 1906, for a copy of all correspondence, contracts, appointments of overseers, in respect to Port Bruce Harbour, in the county of Elgin, Ontario, since 1st January, 1905; also a return showing voucher pay-sheets, amount of new material used, from whom purchased, of all day or contract work on said harbour, giving the names of overseers and when appointed, from same date. Pre-ented 26th February, 1907.—*Mr. Marshall.*
Not printed.
156. Return to an order of the House of Commons, dated 6th February, 1907, showing: 1. What government dredges operated in the maritime provinces during the years 1900-1, 1901-2, 1902-3, 1903-4, 1904-5, 1905-6. 2. At what ports or places in the maritime provinces dredging was carried on during said years, giving the name of the dredge operating in each place, the number of days each dredge was employed, and the number of cubic yards excavated at each place where dredging was carried on. 3. Where said dredges are at present. Presented 26th February, 1907.—*Mr. Sinclair.*
Not printed.
157. Return to an address of the House of Commons, dated 28th November, 1906, for a copy of all orders in council, valuations, letters, telegrams, correspondence, memoranda, conveyances and other documents and papers, from the first day of January, 1900, to the present time, relating to the proposal to acquire lands at Truro, Nova Scotia, for the Intercolonial Railway, and especially all such documents as aforesaid relating to the acquisition of land purchased by the Crown from H. W. Yuill by deed bearing date on or about the 17th October, 1904; also a copy of conveyances bearing date in October, 1904, under which the said Yuill acquired the said property; also all reports touching the question of sites for the construction of a round-house at Truro. Presented 28th February, 1907.—*Mr. Borden (Carleton)*..... *Not printed.*
158. Return to an order of the House of Commons, dated 11th February, 1907, showing: 1. What work the Railway Department ordered and performed at public expense to rail and ballast the whole or part of a branch railway from the Intercolonial Railway to the Wallace Quarries, Cumberland County, Nova Scotia, and what length was railed or ballasted. 2. From what point and for what distance the department conveyed ballast for the said work. 3. The length of said branch line. 4. Why the said branch line was not extended to Wallace Village, and what distance farther than constructed it would be necessary to build to give Wallace Village rail connection. 5. If the department hauls cars to said Wallace Quarries at public expense, and why it is done. 6. If shunting charge on the said branch line was cancelled, when it was cancelled, and for what reason. 7. At whose instance or request, or for whose benefit the above-mentioned work was done, and the shunting charge cancelled. 8. How much the department has expended for work on construction of said branch line. 9. Who the owners or operators of the said Wallace Quarries are. 10. What the freight rates collected by the department over the said branch lines are. 11. What similar or any concessions in the matter of construction, reduction of freight rates, or cancellation of shunting charges, to or in relation to any other quarries operated at or near Wallace have been granted by the department. 12. What other quarries operating at or near Wallace, and doing business over the Intercolonial Railway, are charged freight rates or shunting charges, or both, upon or in respect to any branch line used by them. 13. What companies are so operating, and what charges the department makes against them. 14. What owners or operators of the Wallace Quarries above-mentioned are related to the minister of railways, who they are, and how related. Presented 28th February, 1907.—*Mr. McLean (Queen's)*..... *Not printed.*
159. Return to an order of the House of Commons, dated 18th February, 1907, showing: Summary of stock, implements, chattels, grain, hay, roots, and all other kinds of fodder, and their value, on the first day of December, for the years 1905-1906 on the Central Experimental Farm, Ottawa. Presented 28th February, 1907.—*Mr. Jackson (Elgin)*..... *Not printed.*
160. Return to an order of the House of Commons, dated 10th December, 1906, for a copy of the correspondence, telegrams, tenders, and engineer's estimate, in reference to letting the contract for the construction of extension pier at Port Daniel, in county of Bonaventure, on 30th May, 1904. Presented 1st March, 1907.—*Mr. Martin (Queen's)*..... *Not printed.*

 CONTENTS OF VOLUME 13—*Continued.*

161. Return to an order of the House of Commons, dated 3rd December, 1906, for a copy of all correspondence, contracts, appointments of overseers, in respect to Port Burwell Harbour, in the county of Elgin, Ontario, since 1st January, 1905; also a return showing pay-sheets, amount of new material used, from whom purchased, of all day or contract work on said harbour, giving names of overseers, and when appointed from the same date. Presented 1st March, 1907.—*Mr. Marshall.*
Not printed.
162. Copy of Deed, Joseph H. Henderson *et ux* to His Majesty the King, for 34.78 acres of land in the city of Halifax, N.S., for the Intercolonial Railway. Presented 1st March, 1907, by Hon. H. R. Emmerson..... *Not printed.*
163. Return to an order of the House of Commons, dated 3rd December, 1906, showing: 1. The present indebtedness to the Dominion Government of the Montreal Turnpike Trust, (a) on capital account; (b) for arrears of interest. 2. The amount collected at each toll-gate belonging to the said Turnpike Trust during the year ending 31st December, 1905. 3. The names of all parties who have commuted their tolls, and the amount of commutation paid in each case. 4. The amounts expended on each section or road division under the control of said trust, during the said year, ending 31st December, 1905, and the contracts given out during the year, with the name of the contractor, and the date and amount involved in each case. 5. The amount paid out during the said year at each toll-gate and check-gate for salaries of day and night keepers, and other expenditures at each of the toll-gates maintained. 6. The names of all parties holding passes for free use of the road, under the control of said trust, during the said year. 7. The expense of the said trust during the said year, for rent, salaries of the office, giving name and remuneration of each official. 8. The actual indebtedness in detail of the said trust, outside of its bonds, due to the government of Canada. 9. The amount collected during the year 1905 from municipalities, under special agreements made, as their share, pro rata, of the bonded indebtedness of the Turnpike Trust. Presented 1st March, 1907.—*Mr. Monk.*..... *Not printed.*
164. Return to an order of the House of Commons, dated 16th January, 1907, showing: 1. What amounts were paid into the office of the receiver general during the fiscal year 1905-1906 on account of contractors' deposits for security, and by what contractors these sums were paid. 2. The deposits forfeited to the government during the said fiscal year, names of the contractors and the amounts so forfeited. 3. Cheques received as security from contractors during the said fiscal year, held by the departments which received them, and from whom they were received. 4. The total amount now in the hands of the receiver general and of the several departments, respectively, belonging to this account. Presented 1st March, 1907.—*Mr. Foster.*..... *Not printed.*
165. Return to an address of the House of Commons, dated 10th December 1906, (in so far as the department of customs is concerned), for a copy of all orders in council, correspondence, and all other papers, relating to the Standard Chemical Company (Limited), or Peuchen & Co., in its dealings with the Customs and Inland Revenue Departments, from the date of the incorporation of the said company to the present date. Presented 1st March, 1907.—*Mr. Robitaille.*..... *Not printed.*
166. Return (in so far as the department of the interior is concerned) to an address of the Senate dated 7th February, 1907, calling for the orders in council of the 11th of May, 1885, and the 5th of March, 1895, allotting lands in the Northwest Territories under the authority of the Act of 1884, chapter 25, section 7, and all orders in council passed since 1895, relating to grants of lands for this purpose. Also copies of all contracts between the Canadian Northern Railway Company and the government relating to the construction of a line of railway to the Hudson Bay or any portion of the said line of railway. Presented 21st February, 1907.—*Hon. Mr. Ferguson.*..... *Not printed.*
167. Return to an order of the House of Commons, dated 9th January 1907, showing all timber lands in the railway belt in the province of British Columbia, sold or leased by the government, or any department thereof, since the 1st July, 1896, the description and area of such lots, the applications made therefor, the notice of advertisement for sale or tender, the tenders received, the amount of each tender, the tenders accepted, the name and address of the person or company to whom each lot was sold or leased. Presented 4th March, 1907.—*Mr. McCarthy (Calgary).*..... *Not printed.*
- 167a. Return to an order of the House of Commons, dated 11th March, 1907, showing: The timber lands sold or leased by the department of the interior subsequent to the date of those included in Sessional Paper No. 90, brought down to the house on the 9th of April, 1906; the description and area of such lands, the applications made therefor, the notice of advertisement for sale or tender, the tenders received, the amount of each tender, the tenders accepted, the name of the person or com-

CONTENTS OF VOLUME 13—*Continued.*

- pany to whom each lot was sold or leased, and the name and address of each person or company to whom any of such leases have been transferred. Presented 9th April, 1907.—*Mr. Ames. Not printed.*
- 167b. Return to an order of the House of Commons, dated 8th April, 1907, showing, in respect of timber berths Nos. 824, 1062, 1107, 1108, 1171 and 1212, all bonuses, rentals or dues paid to date by the lessees or other assigns to the government, together with a copy of all applications, correspondence, reports, advertisements, tenders, leases, transfers, or memoranda of any description, and a copy of the regulations of the department of the interior in force at the time said timber berths were leased, and the corresponding regulations in force at the present time. Presented 26th April, 1907.—*Mr. Boyce Not printed.*
168. Return to an order of the House of Commons, dated 4th March, 1907, showing: 1. How much money has been paid by the government of Canada in the form of bounties on lead. 2. To what companies the same has been paid. 3. Where the mines are located. Presented 4th March, 1907.—*Mr. Marshall Not printed.*
169. Return to an address of the House of Commons, dated 11th February, 1907, for a copy of all correspondence, reports and letters, between this government and the government of the United States, relating to rural free delivery. Presented 5th March, 1907.—*Mr. Armstrong Not printed.*
170. Return to an order of the House of Commons, dated 11th February, 1907, showing the names of the employees of the Brandon Post Office during the year ending June 30th, 1906, and salaries received by them, respectively; also names and salaries of those now employed in the office; also amount paid by the postmaster for help and expenses for year ending June 30th, 1906. Presented 5th March, 1907.—*Mr. Roche (Marquette) Not printed.*
71. Return to an order of the House of Commons, dated 3rd December, 1906, for a copy of all correspondence, contracts, appointments of overseers, in respect to Port Stanley Harbour, in the county of Elgin, Ontario, since 1st January, 1905; also a return showing pay-sheets, amount of new material used, from whom purchased, of all day or contract work on said harbour, giving names of overseers, and when appointed from the same date. Presented 5th March, 1907.—*Mr. Marshall Not printed.*
172. Return to an order of the House of Commons, dated 28th January, 1907, showing: In respect of the special inspection undertaken in April last of all unpatented homesteads entered for prior to 1st September, 1905, in the Alameda, Battleford, Regina and Yorkton land districts (referred to in Part I, page 4, of the Report of the Department of the Interior, 1905-6: (a) the report of the Inspector of Dominion Land Agencies; (b) the instructions issued to the several land agents and homestead inspectors; (c) all correspondence between the department of the interior and the aforesaid agencies in respect to the necessity or desirability of such inspection, the manner in which it should be conducted, and the action to be taken in consequence of the facts brought out by such inspection. Presented 6th March, 1907.—*Mr. Ames Not printed.*
173. Return to an address of the Senate, dated 13th June, 1906, for a copy of the correspondence exchanged between the Honourable Mr. Landry and the Right Honourable Sir Wilfrid Laurier, and between the latter and the Department of Militia and Defence, on the subject of the refusal by that department to translate and to cause to be published in French the regulations for the militia which were published, in English only, in the *Canada Gazette*, of the 5th May last. Presented 5th March, 1907.—*Hon. Mr. Landry Not printed.*
174. Return to an order of the House of Commons, dated 18th February, 1907, for a copy of all regulations submitted by the government to trans-Atlantic steamship companies for their guidance in regard to stowing of perishable products, or temperatures to be maintained in cold storage, or cold air chambers, or ventilation required in ordinary storage chambers on their steamships. Presented 7th March, 1907.—*Mr. Smith (Wentworth) Not printed.*
175. Return to an order of the House of Commons, dated 23rd January, 1907, for a copy of all correspondence and written communications between judges of the Provincial Courts and the Minister of Justice, or any member or official of the government, since the passing of the Dominion Act 4-5 Edward VII, chapter 31, in reference to section 7 of said Act, or in reference to judges acting as executors, administrators or trustees of estates, directors or managers of companies, corporations or firms, or arbitrators, umpires or referees in matters of controversy, or engaging in other extrajudicial work; and including a copy of a circular letter to judges issued by the Minister of Justice, and referred to by the Minister in *Hansard* for First Session of 1906, at page 869, and of the answers of the judges to the circular. Presented 8th March, 1907.—*Mr. Lennox Not printed.*

 CONTENTS OF VOLUME 13—*Continued.*

- 176.** Return to an order of the House of Commons, dated 28th January, 1907, for a copy of the report of Mr. C. W. Speers, General Colonization Agent, in respect of the special inspection and enumeration which was made of the Doukhobor colonies during the year 1905-6, together with the instructions which led up to it, and the report of the inspectors engaged in the work (without census sheets), and any correspondence in connection with or arising out of the same. Presented 8th March, 1907.—*Mr. Aimes*..... *Not printed.*
- 177.** Return to an order of the House of Commons, dated 28th February, 1907, for a copy of all correspondence in regard to the mission of W. L. Mackenzie King, Deputy Minister of Labour, to England, to secure legislation by the British Parliament to prevent fraudulent representations being made in that country to induce emigration to Canada; also a copy of the legislation enacted as a result of such mission. Presented 8th March, 1907.—*Mr. Smith (Nanaimo)*..... *Not printed.*
- 178.** Return to an order of the House of Commons, dated 18th February, 1907, for a copy of the report respecting the selection and location of 3,500,000 acres in the Peace River District of British Columbia, which has been prepared upon the exploratory survey mentioned by the Minister of the Interior on the 7th February in the House of Commons. Presented 11th March, 1907.—*Mr. Borden (Carleton)*..... *Printed for sessional papers.*
- 179.** Return to an order of the House of Commons, dated 20th February, 1907, showing all timber licenses over Indian lands in the territorial district of Algoma granted or rented by the government since 1896; returns of such licenses or rentals, the area covered by each of the same, the names and address of the several licensees, and the prices or rentals paid, respectively, and any conditions which may be attached to the same, respectively. Presented 12th March, 1907.—*Mr. Boyce*..... *Not printed.*
- 180.** Return to an order of the House of Commons, dated 25th February, 1907, for a copy of all correspondence, documents and papers, accounts, agreements, grants and memoranda respecting the application for and sale of timber lands in the townships of Fisher, Haviland and Tilley, in the district of Algoma, on the 21st of November, 1906, by the Superintendent General of Indian Affairs, to Messrs. Wilson, Reeser and Philp. Presented 12th March, 1907.—*Mr. Boyce*..... *Not printed.*
- 181.** Return to an order of the House of Commons, dated 10th December, 1906, for a copy of all reports made by superintendents of experimental farms in Canada regarding the results of experiments made during the past season to test the value of fish scrap produced at the government reduction works at Canso, Nova Scotia, as a fertilizer. Presented 12th March, 1907.—*Mr. Sinclair*. *Not printed.*
- 182.** Return to an order of the House of Commons, dated 25th February, 1907, showing what statistical matter has been omitted from the Canada Year-book, 1905, which it has been customary to include in the Year-book of former years; and also where such omitted information can be found if published elsewhere. Presented 12th March, 1907.—*Mr. Kemp*..... *Not printed.*
- 183.** Return to an order of the House of Commons, dated 11th February, 1907, showing: 1. What control the government has over the teachers in the Indian schools of Canada. 2. Whether or not the teachers are compelled by law to have certificates before accepting a position in the Indian schools of Canada. 3. How many teachers in the Indian schools of Canada have first class certificates, how many second class certificates, how many third class certificates, and how many are teaching on permits. 4. What standard of school books are used in said schools, and if said books are issued under instructions, from the department of Indian affairs, or issued by the department, or by what authority said books are issued, and who has charge of the issuing of such books. 5. Any regulations relating to education of Indians passed by this government since 1896, and the nature of said regulations. 6. The regulations, if any, that have been passed since 1896 relating to teachers in Indian schools. Presented 13th March, 1907.—*Mr. Armstrong*..... *Not printed.*
- 184.** Return to an order of the House of Commons, dated 25th February, 1907, for a copy of all correspondence had between the Attorney General of New Brunswick, or any other member of the New Brunswick government, and the Minister of Justice, or any other member of the Dominion government, touching or in any way relating to the reorganization of the Supreme Court of New Brunswick. Presented 13th March, 1907.—*Mr. Crocket*..... *Not printed.*
- 185.** Return to an order of the House of Commons, dated 20th February, 1907, showing: 1. The names of every officer, non-commissioned officer and man, of the Second Rifles Royal Canadian Regiment, the Canadian Mounted Rifles, the Royal Canadian Field Artillery, and the Strathcona Horse, and the South African Constabulary, who enlisted from the province of British Columbia, in order to take part in active military operations in South Africa. 2. The names of all British Columbians

 CONTENTS OF VOLUME 13—*Continued.*

- who served with or embarked for service with the British forces in South Africa who were not members of the above corps. 3. The names of all British Columbians who were regularly appointed to the medical staff, and were actively engaged in said military operations. 4. The names of nurses, hospital dressers, and orderlies, resident in British Columbia, who were actively engaged in said military operations. Presented 13th March, 1907.—*Mr. Ross (Yale-Cariboo)*..... *Not printed.*
- 186.** Return to an order of the House of Commons, dated 23rd January, 1907, for a copy of all correspondence, with the papers and reports made by superior officers of the Department of Marine and Fisheries, or by Captain Wakeham, or any other person, regarding the dismissal from the service of R. P. Dubé, second mate on board *La Canadienne*; also for a copy of the report made by the said R. P. Dubé to the Department of Marine and Fisheries regarding the fire on the *Aberdeen*, on the 10th November, 1905. Presented 13th March, 1907.—*Mr. Gaurreau*..... *Not printed.*
- 187.** Return to an order of the House of Commons, dated 11th February, 1907, for a copy of the record and all proceedings in the suit in the Exchequer Court of Canada between the King, on the information of the Attorney General of the Dominion of Canada, and H. E. Lyon, plaintiffs, and Malcolm McKenzie and Felix A. Montalbetti, defendants, including all correspondence in connection therewith between the Department of Justice and the Department of the Interior, or any officers thereof, respectively, and between either of the said departments, or any officers thereof, and any other person or persons whatsoever; and including all documents or memorandum in any way relating to the said suit, including instructions to counsel engaged therein on behalf of the plaintiffs; and also all documents on file in the Department of the Interior, relating to the northeast quarter of section 35, in township 7, range 4, west of the 5th meridian. Presented 18th March, 1907.—*Mr. Herron*..... *Not printed.*
- 187a.** Supplementary return to No. 187. Presented 10th April, 1907..... *Not printed.*
- 188.** Return to an order of the House of Commons, dated 23rd January, 1907, showing: All sales of Dominion lands of 160 acres and upwards, in Manitoba, Saskatchewan and Alberta, which have been made by the government, exclusive of school lands, since the 1st January, 1905, with the price obtained, and dates of sale. Presented 19th March, 1907.—*Mr. Lake*..... *Not printed.*
- 189.** Return to an address of the Senate, dated 6th March, 1907, for copies of all correspondence between the government of Canada or any member thereof with any person whatsoever, and any report from any officer of the government regarding the question of pensions by the state to deserving persons of advanced age; and also a copy of a Bill referred to by the Right Honourable the Minister of Trade and Commerce during a speech made by him in the Senate on the 28th February last, dealing with the sale of annuities by the government of Canada. Presented 19th March, 1907.—*Hon. Mr. Ferguson*..... *Not printed.*
- 190.** A statement in pursuance of section 17 of the Civil Service Insurance Act for the year ending 30th June, 1906. Presented (Senate) 15th March, 1907, by Hon. R. W. Scott..... *Not printed.*
- 191.** Return to an address of the House of Commons, dated 28th March, 1906, for copies of all orders in council, reports, memoranda, correspondence, valuation, documents and papers, of every kind and nature and description, relating to the property situated on the south side of Spring Garden Road, in the city of Halifax, upon which the old drill shed was or is situated; or relating to the leasing, conveying, disposal, or user of the said property, or of any property conveyed to the crown in consideration or in part consideration thereof. Presented 22nd March, 1907.—*Mr. Fowler*..... *Not printed.*
- 192.** Return to an order of the House of Commons, dated 11th February, 1907, for a copy of all reports or correspondence between the Railway Commission and the Department of Justice, concerning the trial of one Atkinson, on a charge of manslaughter, in connection with the collision which took place on the Grand Trunk Railway at Richmond, Quebec, in August, 1904. Presented 22nd March, 1907.—*Mr. Worthington*..... *Not printed.*
- 193.** Return to an order of the House of Commons, dated 6th February, 1907, for a copy of all correspondence, telegrams, orders in council, and all other papers and documents in possession of the government, or any member or official thereof, in any way relating to the purchase by the government of what is known as the Warburton property in Charlottetown, for a rifle range, and a right of way for approach to the Hillsboro' bridge. Presented 25th March, 1907.—*Mr. Lefurcy*..... *Not printed.*
- 193a.** Supplementary return to No. 193. Presented 15th April, 1907..... *Not printed.*

CONTENTS OF VOLUME 13—*Continued.*

194. Return to an address of the House of Commons, dated 17th December, 1906, for a copy of all orders in council, advertisements for tenders, tenders, specifications of every kind, plans, drawings, reports, letters, telegrams, correspondence, contracts, agreements and other documents and papers of every kind, touching or relating to the construction of immigration buildings in the city of Winnipeg, since 1st January, 1900. Presented 25th March, 1907.—*Mr. Borden (Carleton).*
Not printed.
- 194*a*. Supplementary return to 194. Presented 19th April, 1907.....*Not printed.*
195. Return to an order of the House of Commons, dated 4th March, 1907, showing: The number of desks of every kind and description, with prices of the same, bought for the House of Commons by the government, since 1896. (Particulars of purchases by Stationery Branch and the Sergeant-at-Arms.) Presented 25th March, 1907.—*Mr. Bergeron.*.....*Not printed*
196. Return to an order of the House of Commons, dated 4th March, 1907, showing: 1. The chief differences in principle between the Ross rifle and the Snider-Enfield, the Martini-Henry and the Lee-Enfield. 2. The average annual number of each, the Ross rifle and the Lee-Enfield rifle, manufactured. 3. The various kinds of rifle "sights" for which adoption has been sought in recent years. 4. The number of accidents to men in Canada from each, the Lee-Enfield and the Ross rifle. 5. The break-ages or disabled rifles of each class recorded. Presented 25th March, 1907.—*Mr. Hughes (Victoria).*
Not printed.
197. Return to an address of the House of Commons, dated 17th December, 1906, for a copy of all orders in council, advertisements for tenders, tenders, specifications, plans and drawings, reports, letters, telegrams, correspondence, contracts and other documents and papers of every kind, touching or relating to the construction of a post office building at Vancouver, British Columbia. Presented 27th March, 1907.—*Mr. Borden (Carleton)*.....*Not printed.*
198. Return to an order of the House of Commons, dated 11th February, 1907, for a copy of all letters, reports and other papers connected with the cutting of a channel into a lake at Red Head, Shelburne Co., N.S., for the purpose of connecting it with the sea. Presented 2nd April, 1907.—*Mr. Gunn.*
Not printed.
199. Return to an order of the House of Commons, dated 14th January, 1907, showing: The number of miles of government telegraph lines, respectively, in each of the provinces and districts of Canada, the points between which they run, and the various stations on each line, and population of the same, the working expenses and receipts, respectively of each station and line for the ten years ending December 31st, 1906; the amount that has been spent yearly during the ten past years, (a) on construction of new lines or extensions; (b) on repairs and maintenance of existing lines; and the total expenditure for, (a) construction; (b) repairs and maintenance of the present government telegraph lines, and the receipts and working expenses thereof by years. Presented 27th April, 1907.—*Mr. Foster.*.....*Not printed.*
200. Return to an address of the House of Commons, dated 28th March, 1906, showing: 1. What proprietary rights, or rights of licensing, or control or other rights, if any, are vested in the government of Canada or the crown, in the right of Canada in respect to (a) sea fisheries; (b) inland fisheries in each province. 2. What such rights are vested in each provincial government or the crown in the right of each provincial government, in respect of the matter aforesaid. 3. What rights, powers or jurisdiction to lease or otherwise regulate or control, manage or interfere with sea or inland fisheries, are exercised by the federal government or any department thereof. 4. What such rights, powers or jurisdiction, if any, are exercised by any provincial government or department thereof. 5. What jurisdiction to legislate is possessed or exercised by, (a) the parliament of Canada; (b) any provincial legislature with respect to: (c) sea fisheries, or (d) inland fisheries in regard to: (e) proprietary rights; (f) licensing; (g) other regulations; (h) control or management. 6. Whether any differences or disputes between any provincial government and the federal government now exist with respect to any of the matters above mentioned; and, if so, a statement of the exact nature and form of such disputes or differences. Presented 10th April, 1907.—*Mr. Borden (Carleton).*....*Not printed.*
201. Copy of amendment to the Postal Convention of January, 1888, between Canada and the United States. Presented 11th April, 1907, by Hon. R. Lemieux.....*Not printed.*
202. Return to an order of the House of Commons, dated 18th February, 1907, for a copy of all correspondence, telegrams, reports, and all other information in the possession of the government, or any member or official thereof, in reference to winter communication, and the construction of a tunnel between Prince Edward Island and the mainland of Canada. Presented 12th April, 1907.—*Mr. Martin (Quebec's).*.....*Not printed.*

 CONTENTS OF VOLUME 13—*Continued.*

- 202a.** Supplementary return to 202. Presented 17th April, 1907. *Not printed.*
- 203.** Return to an order of the House of Commons, dated 30th January, 1907, showing what wrecks have been reported to the Department of Marine and Fisheries of Canada, which have occurred on the Great Lakes, that is, Lakes Huron and Superior, since the first day of May, 1882; showing what loss of life occurred as a consequence of each wreck, the reported or ascertained cause of the wreck, showing in each case whether there was an investigation into the cause of the wreck, the tonnage and approximate value of each vessel and cargo lost. Presented 12th April, 1907.—*Mr. Bogue.*
Not printed.
- 204.** Return to an order of the House of Commons, dated 3rd December, 1906, for a copy of all correspondence between the postmaster-general's department and any person or persons, relating to the forbidding the use of the mails to the newspaper known as *Lowrey's Claim*, and copies of the articles complained of. Presented 15th April, 1907.—*Mr. Galtier.* *Not printed.*
- 205.** Return to an order of the House of Commons, dated 29th November, 1906, showing the names, places of residence, places or ports where shipped, and dates when shipped, of the officers and crews of the steamers *Minto*, *Stanley* and *Princess*; and also of the dredges *W. S. Fielding*, *St. Lawrence* and *George MacKenzie*. Presented 12th April, 1907.—*Mr. McLean (Queen's).* *Not printed.*
- 205a.** Return to an address of the Senate dated 27th February, 1907, asking for a statement showing: 1. How many men are now or have been employed on the government steamer *Montcalm*, giving the name of each, the date of his employment, the nature of his duties, the amount of his remuneration, and stating in each case whether the employment has been permanent or temporary. 2. What service or services has the said steamer been engaged in, since her construction. If there have been different services the statement to show definitely the time devoted to each service. 3. At what places in the St. Lawrence or elsewhere has the said steamer operated in ice-breaking, and to what extent has such operation resulted in opening passages for ordinary shipping. 4. What has been the total cost of maintenance of said steamer, including wages, fuel, repairs, board of crew, and other expenses, from the time she commenced service (the date to be stated) up to the 25th instant. 5. And showing the tonnage, horse-power, and original cost of said steamer. Presented 17th April, 1907.—*Hon. Mr. Ferguson.* *Not printed.*
- 206.** Return to an order of the House of Commons, dated 17th December, 1906, for a copy of all correspondence between the Winnipeg Board of Trade and any other body or individual and the government or any department thereof, relating to the restriction of fishing on Lake Winnipeg. Presented 12th April, 1907.—*Mr. Roche (Marquette).* *Not printed.*
- 207.** Return to an order of the House of Commons, dated 17th December, 1906, for: 1. A copy of all leases and agreements between the government, represented by the Department of Marine and Fisheries, and (a) the Athabasca Fish Company (J. K. McKenzie, Selkirk, Manitoba), or their assigns, Messrs. Butterfield & Dee; (b) A. McNee, Windsor, Ontario; (c) the British American Fish Corporation of Montreal and Selkirk (F. H. Markey). 2. A copy of all reports, correspondence or documents, relating to or touching upon the application for securing of, transfer of, or enjoyment of any privileges under said leases. 3. A statement of all rentals, bonuses, or payments to the government in respect of such leases to date. 4. All information in the possession of or procurable by the government with reference to (a) the number of tugs, boats and men employed; (b) the quantity and value of nets used; (c) the number and value of fish taken; (d) the quantity of fish exported under each of said leases during the last period of twelve months, for which such figures are available. Presented 12th April, 1907.—*Mr. Ames.* *Not printed.*
- 208.** Return to an order of the House of Commons, dated 9th January, 1907, showing, in respect of all contracts since 1st January, 1904, between the government and the Gallena Oil Company, of Toronto, for supplies to any of the railways of the government: 1. The tenders upon which contracts were based, and all tenders made by other parties for such contracts. 2. All correspondence and communications of the department and officers thereof, with the several tenderers or contractors, relating to such contracts, or tenders or supplies; also all correspondence and communications between such officers, relating to such tenders, contracts or supplies. 3. All advertisements, notices, statements, accounts, papers and vouchers, relating to such contracts or supplies, or payments thereof. Presented 15th April, 1907.—*Mr. Ames.* *Not printed.*
- 209.** Return to an order of the House of Commons, dated 9th January, 1907, for a copy of all reports, instructions, plans, agreements or documents, of every description, in the possession of the government, concerning, relating to, or touching upon the location, the erection, or the equipment of new

 CONTENTS OF VOLUME 13—*Continued.*

- locomotive and ear shops at Moncton, or the purchase of new machinery for the same. Presented 15th April, 1907.—*Mr. Ames*..... *Not printed.*
210. Return to an order of the House of Commons, dated 11th of March, 1907, showing the total amount of money in banks, to the credit of the government, at the end of each month during the year 1906, and the name of each bank. Presented 15th April, 1907.—*Mr. Armstrong*..... *Not printed.*
211. Return to an order of the House of Commons, dated 20th February, 1907, showing all the mineral, coal and other lands, water-powers, and other franchises in the vicinity of Grand Falls, on the Hamilton River, and also in the District of Mackenzie; and also in the Territory of Ungava, that have been applied for, leased, granted, disposed of, or otherwise dealt with, since the year 1896; together with the names and addresses of the applicants, lessees and purchasers, the prices paid, the quantity of land alienated, and the conditions, if any, attached to each of the grants or dispositions. Presented 17th April, 1907.—*Mr. Boyce*..... *Not printed.*
212. Return to an order of the House of Commons, dated 11th March, 1907, for a copy of all papers, reports and correspondence, in connection with the Doukhobor colonies in Saskatchewan, from October 1st, 1906, to date. Presented 17th April, 1907.—*Mr. Cash*..... *Not printed.*
213. Return to an address of the House of Commons, dated 8th April, 1907, for a copy of all memorials, petitions, resolutions, correspondence or documents of any description in the possession of the government, relating to or referring to the recent appointment of a senator to represent the district of Rougemont. Presented 17th April, 1907.—*Mr. Ames*..... *Not printed.*
214. Return to an order of the House of Commons, dated 11th February, 1907, showing: 1. What works of a public nature have been undertaken in the counties of Compton, Richmond and Sherbrooke, respectively, by any department of this government since 1896 to date. 2. All sums of money, apart from the usual expenditure in connection with the maintenance of postal and customs department, that have been expended in these counties, respectively, since that date. 3. For what purposes these sums were expended, and to whom paid. Presented 19th April, 1907.—*Mr. Worthington*..... *Not printed.*
215. Return to an address of the House of Commons, dated 18th December, 1906, for a copy of all orders in council, advertisements for tenders, tenders, specifications of every kind, plans, drawings, reports, letters, telegrams, correspondence, contracts, agreements and other documents and papers of every kind, touching or relating to the construction of a post office in the city of Winnipeg, since the year 1900. Presented 19th April, 1907.—*Mr. Borden (Carleton)*..... *Not printed.*
216. Return to an order of the House of Commons, dated 11th February, 1907, for a copy of all letters, reports and other papers connected with the building of a wharf at North East Harbour, Shelburne County, N.S. Presented 19th April, 1907.—*Mr. Perley*..... *Not printed.*
217. Return (in part) to an order of the House of Commons, dated 6th February, 1907, for a copy of all letters, accounts, vouchers, cheques, correspondence and documents relating to any amount paid to Mr. R. T. McIlreith, barrister, of Halifax, for legal services, by the government of Canada, during each of the fiscal years ending, respectively, 30th day of June, 1902, 1903, 1904, 1905 and 1906. Also relating to all amounts similarly paid to any legal agent or representative of the government at Halifax during each of the fiscal years ending, respectively, 30th June, 1891, 1892, 1893, 1894, 1895, 1896 and 1897. Presented 19th April, 1907.—*Messrs. Crockett and Johnston*..... *Not printed.*
218. Return to an order of the House of Commons, dated 10th December, 1906, for a copy of all papers and correspondence, relating to the adoption and the application of section 9 of the Act of 1885, amending the Consolidated Revenue Act of 1883, now subsection 4 of section 148, of chapter 34 of the Revised Statutes of Canada; this Act treating of two-year maturing spirits in bond. Presented 19th April, 1907.—*Mr. Robitaille*..... *Not printed.*
219. Report of Mr. Augustus Power, K.C., Commissioner appointed to report on the matter of Louise F. Wiley vs. Fred. T. Congdon. Presented 19th April, 1907, by Hon. F. Oliver..... *Not printed.*
220. Extracts from a report of the Committee of the Privy Council, approved by the Governor General on 26th May, 1906, and 5th July, 1906, respecting certain ordinances passed by the council of the Yukon Territory. Presented 20th April, 1907, by Hon. F. Oliver..... *Not printed.*
221. Return to an order of the House of Commons, dated 4th March, 1907, showing: All coal lands leased, sold, or otherwise disposed of, from the 1st of January, 1906, to date, giving the area disposed of, the party to whom, the consideration therefor, the assignments made, if any, the date thereof, and the name of the assignee in each case. Presented 24th April, 1907.—*Mr. Lake*..... *Not printed.*

 CONTENTS OF VOLUME 13—*Concluded.*

- 222.** Census of Statistics. Bulletin 1, Wage-earners by Occupations. Presented 25th April, 1907, by Hon. S. A. Fisher *Not printed.*
- 223.** Return to an address of the Senate dated 7th December, 1906, for copies of all correspondence respecting a site or sites for a public building in the town of Glace Bay, N.S., between any member of the government and all other parties; the area of the sites, the price of each, the date of the purchase, the date of each payment, the name of the seller of each site, the report or reports of the government engineer, showing lots recommended and those not recommended by him, and all notes or memoranda referring to said sites. Presented 15th April, 1907.—*Hon. Mr. McDonald (Cape Breton)*. *Not printed.*
- 224.** Return to an order of the House of Commons, dated 28th November, 1906, for a copy of all correspondence and other papers since the year 1896, between the city of Toronto, the Harbour Commissioners of Toronto, or any other persons, and the Dominion government, relating to, (a) the dredging or deepening of Toronto Harbour and the approaches thereto at the eastern and western gaps, or the shoals outside of said entrances; (b) the building of breakwaters, piers or other works for or in connection with such entrances at the eastern and western gaps to said harbour. Presented 27th April, 1907.—*Mr. Macdonnell* *Not printed.*
- 225.** Supplementary return to 166. Presented (Senate) 28th February, 1907 *Not printed.*
- 226.** Return to an address of the Senate dated 20th March, 1907, asking for all correspondence between the government of Canada or any department thereof, and the government of Prince Edward Island, in 1901 or 1902, respecting the per capita allowance payable to that province, as provided for in the British North America Act, and how the said allowance should be computed on the population of the province, as ascertained by the census of 1901. Presented 5th April, 1907.—*Hon. Mr. Ferguson*. *Not printed.*
- 227.** Return to an order of the Senate, dated 6th February, 1907, asking for a statement indicating in so many columns: 1. The names, christian names, age and nationality, of all persons who have been appointed to any position in the customs house at Quebec, since the 1st of July, 1906. 2. The names of the persons who were replaced by those new appointments, specifying at the same time whether the persons so replaced were replaced by reason of their death, their retirement, or their dismissal, and by whom they have been replaced. 3. The names of the persons who recommended each of these new appointments. Presented 27th April, 1907.—*Hon. Mr. Landry*. *Not printed.*

TABLES

OF THE

TRADE AND NAVIGATION

OF THE

DOMINION OF CANADA

FOR THE

FISCAL YEAR ENDED JUNE 30

1906

COMPILED FROM OFFICIAL RETURNS

PRINTED BY ORDER OF PARLIAMENT



OTTAWA

PRINTED BY S. E. DAWSON, PRINTER TO THE KING'S MOST
EXCELLENT MAJESTY

1906

To His Excellency the Right Honourable Sir Albert Henry George, Earl Grey, Viscount Howick, Baron Grey of Howick, in the County of Northumberland, in the Peerage of the United Kingdom, and a Baronet: Knight Grand Cross of the Most Distinguished Order of Saint Michael and Saint George, &c., &c., Governor General of Canada.

MAY IT PLEASE YOUR EXCELLENCY,—

The undersigned has the honour to present to Your Excellency the Tables of Trade and Navigation of the Dominion of Canada for the Fiscal Year ended June 30, 1906, as prepared from Official Returns and laid before me by the Commissioner of Customs.

All of which is respectfully submitted.

W. PATERSON,
Minister of Customs.

OTTAWA, November 14, 1906.

CUSTOMS DEPARTMENT,
OTTAWA, August 24, 1906.

HON. WILLIAM PATERSON,
Minister of Customs.

I have the honour to hand you the annual statement of the Trade and Navigation of the Dominion of Canada for the fiscal year ended June 30, 1906.

I have the honour to be, sir,
Your obedient servant,

JOHN McDOUGALD,
Commissioner of Customs.

INDEX TO TABLES

NUMBER OF STATEMENT.	SUBJECT.	DESCRIPTION.	PAGE. PART I.
PART I.			
COMPARATIVE TABLES.			
1	Imports and Exports	Total Exports, Imports, Goods entered for Consumption and Duty collected from 1868 to 1906	3
2	Aggregate Trade	Total Trade (entered for Consumption and Exported) by Countries, 1873 to 1906.	4
3	" "	Total Trade, Imports and Exports, 1868 to 1906	6
4	Exports	Total Exports by Countries, 1873 to 1906	7
5	Imports	Total value of Goods entered for Consumption, 1873 to 1906.	9
6	Revenue	Total Duty Collected by Countries, 1873 to 1906.	11
7	" percentage	Percentage of Duty on Imports, percentage expense of collection, 1868 to 1906.	13
8	Imports and Exports	Comparative Statement of Imports and Exports, showing percentage excess of Imports over Exports, &c., 1868 to 1906	14
9	Shipping	Total Vessels built, registered and sold, and Total Tonnage entered Inwards and Outwards since Confederation	16
10	" "	Comparative Statement by Ports, Exports, Imports entered for Consumption, 3 years.	18
11	" "	Articles entered for Consumption by principal ports.	28
12	" "	Articles exported from principal ports	41
TABLES FOR FISCAL YEAR 1906.			
13	Revenue	Statement of Customs Duties collected at each Port and Outport, 1906.	61
14	Imports	Summary Statement, Dutiable, 1906.	78
14	"	" " Free, 1906.	148
15	"	Statement of Imports from Countries embraced in the British Empire and other Countries, 1906.	166
15	"	Statement of Goods entered for Consumption, 1905 and 1906.	166
16	"	Statement, by Countries, of Articles Imported in 1906 under French Treaty	174
17	"	Statement of Imports and Exports from and to the West Indies, 1906	178
18	Imports and Exports	Dominion Abstract, value of Imports by Countries, 1906 (Dutiable and Free) and Exports (Home and Foreign products)	184
19	Imports	Abstract by Countries, value of Goods Imported and entered for Consumption, 1906.	186
20	Exports	Abstract by Countries, value of Exports from Canada, 1906.	190
21	"	Summary Statement of Exports, showing Home and Foreign produce	194
22	"	Statement of Goods Exported, 1905 and 1906.	204
22	"	Statement of Exports to Countries embraced in the British Empire and all other Countries	204
23	Imports and Exports	Value of Goods Imported and Exported via United States Ports, 1906.	218
24	Warehousing	Statement of the Value of Goods remaining in Warehouse, 1904, 1905 and 1906.	219
25	Transshipment.	Statement of Transshipment trade at Montreal.	220
26	Imports and Exports.	Value of Goods Imported and Exported via St. Lawrence	227

INDEX TO TABLES—Concluded.

NUMBER OF STATEMENT.	SUBJECT.	DESCRIPTION.	PAGE. PART II.
PART II.			
1	General Imports	General Statement of Imports by Countries, Dutiable	2
1	" "	General Statement of Imports by Countries, Free	280
2	" "	Abstract by Countries, value of Goods Imported and entered for Consumption	342
3	General Exports	General Statement of Exports (Home and Foreign products) by Countries	346
4	" "	Abstract by Countries of Total Exports	408
5	Shipping	Statement of Vessels entered Inward from Sea, by Ports and Outports	410
6	" "	Abstract by Countries of Vessels entered Inwards from Sea . . .	416
7	" "	Statement of Vessels entered Outwards for Sea, by Ports and Outports	420
8	" "	Abstract by Countries of Vessels entered Outwards for Sea . .	426
9	" "	Summary Statement of Sea-going Vessels entered and cleared by Ports	430
10	" "	Statement of the Nationalities of Sea-going Vessels	434
11	" "	Summary of Sea-going Vessels entered Inwards and Outwards .	436
12	" "	Summary Statement of all Vessels arrived and departed	437
13	" "	Trade with each Country by Ports and Nationality of Vessels Inwards	438
14	" "	Summary Statement of Vessels Inwards from Sea, by Coun- tries and Nationalities	468
15	" "	Trade with each Country by Ports and Nationalities of Vessels, Outwards	470
16	" "	Summary Statement of Vessels Outwards for Sea, by Coun- tries and Nationalities	500
17	" "	Statement of intercourse by Inland Navigation, between Can- ada and United States, Inwards	502
18	" "	Statement of intercourse by Inland Navigation, between Can- ada and United States, Outwards	506
19	" "	Summary Statement of Inland Navigation, Inwards and Out- wards	509
20	" "	Statement of Vessels employed in the Coasting Trade	510
21	" "	" " built and registered	540

EXPLANATORY NOTES

IN GENERAL STATEMENT No. 1 (Pt. ii) OF IMPORTS AND GOODS ENTERED FOR CONSUMPTION,

The term 'Entered for Consumption' is the technical term in use at the custom-house, and does not imply that the goods have been actually consumed in Canada, but that they have passed into the possession of the importer and that duty has been paid on that portion liable for duty.

The value of goods imported is governed by Section 58 of the Customs Act, which provides that the value of imported goods subject to ad valorem duty 'shall be the fair market value thereof, when sold for home consumption, in the principal markets of the country whence and at the time when the same were exported directly to Canada.'

IN GENERAL STATEMENT No. 3 (Pt. ii) OF EXPORTS, The term 'The Produce of Canada' includes all imported articles which have been changed in form or enhanced in value by further manufacture in Canada, such as sugar refined in Canada from imported raw sugar, flour ground from imported wheat, and articles constructed or manufactured from imported materials.

'Goods not the produce of Canada' shows the exports of foreign goods which had been previously imported.

Under the Regulations commencing July 1st, 1900, all *Export* entries are delivered at the '*frontier port of exit*,' and the totals thereof are credited to the respective ports where the goods pass outwards from Canada. In view of the more complete returns obtained under this system the additions heretofore made to the export statistics (prior to July 1st, 1900) under the head of 'Short returns' are now omitted.

In this report, the tables of imports and exports at the several ports of entry indicate that merchandise of the value stated was *entered inwards* or *passed outwards* at the ports mentioned, but do not imply that the imports were all for consumption at such ports or that the exports originated there.

The trade by Countries, with the Dominion as a whole, is recorded in the General Statements of Imports and Exports.

The value of 'Goods the Produce of Canada' is their value at the time of exportation at the ports of Canada whence shipped.

The value of 'Goods not the Produce of Canada' is the actual cost of such goods.

The initials N.E.S. mean 'not elsewhere specified.'

" N.O.P. mean 'not otherwise provided for.'

The expression 'Ton' means two thousand pounds, and 'Cwt.' one hundred pounds.

" 'Standard hundred' when applied to deals, means 2,750 feet board measure.

" 'Ton,' applied to square timber, means 40 cubic feet.

In the shipping tables the tonnage is given in net tons.

SPECIAL NOTE.

Under an amendment to the Customs Tariff passed in 1903, provision was made for the collection of a surtax on the goods of any foreign country which treats imports from Canada less favourably than those from other countries.

It is to be particularly noted that the surtax does not apply to the goods of other countries imported from Germany, but only to articles which are the growth, produce or manufacture of Germany. Various classes of goods which are of *other than German origin* therefore appear in these Tables as imports from Germany, entered under the General Tariff and not subject to a surtax.

ERRATA

- Part II.—Page 11, Newspapers, &c., total consumption value, for 2,784, read 2,874.
- “ “ 28, Railway cars, tram or horse, General consumption value, for 8,024,
 read 8,042.
- “ “ 60, Proprietary Medicines, France Import Value, for 36,984 read 36,948,
- “ “ 72, 2nd item, 2nd line, “Embroideries or chiffon,” read “Embroidered
 or Embossed chiffon.”
- “ “ 127, Springs, axles, &c., G. B. Total Consumption quantity, for 13,116,
 read 14,116. Total Consumption quantity for 68,948 read 69,948.
- “ “ 273, Shawls, Total Preferential duty, for 15,508.00, read 15,508.80.
- “ “ 355, Salmon, pickled, for “New Zealand,” read “Newfoundland.”
- “ “ 363, Other articles of Forest, for “Newfoundland.” read “New Zealand.”

PART I
TABLES
OF THE
TRADE AND NAVIGATION

No. 1.—Value of total Exports, Imports and Goods entered for Consumption in the Dominion, with the duty collected thereon, for the undermentioned years.

		Total Exports.	Total Imports.	Entered for Consumption.	Duty.
		\$	\$	\$	\$ cts.
Fiscal year ended	June 30, 1868.....	57,567,888	73,459,644	71,985,306	8,819,431 63
do	do 1869.....	60,474,781	70,415,165	67,402,170	8,298,909 71
do	do 1870.....	73,573,490	74,814,339	71,237,603	9,462,940 44
do	do 1871.....	74,173,618	96,092,971	86,947,482	11,843,655 75
do	do 1872.....	82,639,663	111,430,527	107,709,116	13,045,493 50
do	do 1873.....	89,789,922	128,011,281	127,514,594	13,017,730 17
do	do 1874.....	89,351,928	128,213,582	127,404,169	14,421,882 67
do	do 1875.....	77,886,979	123,070,283	119,618,657	15,361,382 12
do	do 1876.....	80,966,435	93,210,346	94,733,218	12,833,114 48
do	do 1877.....	75,875,393	99,327,962	96,300,483	12,548,451 09
do	do 1878.....	79,323,667	93,081,787	91,199,577	12,795,693 17
do	do 1879.....	71,491,255	81,964,427	80,341,608	12,939,540 66
do	do 1880.....	87,911,458	86,489,747	71,782,349	14,138,849 22
do	do 1881.....	98,290,823	105,330,840	91,611,604	18,500,785 97
do	do 1882.....	102,137,203	119,419,500	112,648,927	21,708,837 43
do	do 1883.....	98,085,804	132,254,022	123,137,019	23,172,308 97
do	do 1884.....	91,406,496	116,397,043	108,180,644	20,164,963 37
do	do 1885.....	89,238,361	108,941,486	102,710,019	19,133,558 99
do	do 1886.....	85,251,314	104,424,561	99,602,694	19,448,123 70
do	do 1887.....	89,515,811	112,892,236	105,639,428	22,469,705 83
do	do 1888.....	90,203,000	110,894,630	102,847,100	22,209,641 53
do	do 1889.....	89,189,167	115,224,931	109,673,447	23,784,523 23
do	do 1890.....	96,749,149	121,858,241	112,765,584	24,014,908 07
do	do 1891.....	98,417,296	119,967,638	113,345,124	23,481,069 13
do	do 1892.....	113,963,372	127,406,068	116,978,943	20,550,581 53
do	do 1893.....	118,564,352	129,074,268	121,705,030	21,161,710 93
do	do 1894.....	117,524,949	123,474,940	113,093,983	19,379,822 32
do	do 1895.....	113,638,803	110,781,682	105,252,511	17,887,269 47
do	do 1896.....	121,013,852	118,011,508	110,587,480	20,219,037 32
do	do 1897.....	137,950,253	119,218,609	111,294,021	19,891,996 77
do	do 1898.....	164,152,683	140,323,053	130,698,006	22,157,788 49
do	do 1899.....	158,896,905	162,764,308	154,051,593	25,734,228 75
do	do 1900.....	191,894,723	189,622,513	180,804,316	28,889,110 13
do	do 1901.....	196,487,632	190,415,525	181,237,988	29,106,979 89
do	do 1902.....	211,640,286	212,270,138	202,791,595	32,425,532 31
do	do 1903.....	225,849,724	241,214,961	233,790,516	37,110,354 59
do	do 1904.....	213,521,235	259,211,803	251,464,332	40,954,349 14
do	do 1905.....	203,316,872	266,834,417	261,925,554	42,024,339 92
do	do 1906.....	256,586,630	294,286,015	290,360,807	46,671,101 18

6-7 EDWARD VII., A. 1907

No. 2.—Aggregate Trade of the Dominion by Countries on the basis of Goods entered for Consumption and Exported.

Fiscal Year ended June 30.	Great Britain.	United States.	France.	Germany.	Spain.	Portugal.	Italy.	Holland.
	£	£	£	£	£	£	£	£
1873	107,266,624	89,808,204	2,055,195	1,176,478	502,966	266,188	229,657	229,770
1874	108,083,642	90,524,060	2,569,712	1,022,428	459,027	294,007	236,296	271,043
1875	109,379,969	89,717,803	2,154,065	839,442	390,784	236,790	214,366	260,503
1876	81,457,737	78,003,492	2,394,812	608,355	445,151	199,195	183,199	297,895
1877	81,139,708	77,987,914	1,730,062	404,918	340,757	175,425	242,942	296,860
1878	83,372,719	73,876,437	1,754,394	521,580	325,245	145,941	205,171	266,764
1879	67,288,848	70,904,720	2,247,066	552,999	394,445	161,258	181,933	210,288
1880	80,307,286	62,696,857	1,928,670	532,028	297,245	201,652	623,295	273,837
1881	97,335,378	73,570,337	2,294,043	1,019,198	446,337	165,487	234,723	440,944
1882	95,871,802	96,229,763	2,922,931	1,633,118	570,301	201,656	256,841	613,241
1883	99,197,682	97,791,056	2,934,210	1,942,851	749,897	243,192	322,554	324,800
1884	87,154,242	89,333,366	2,160,804	2,171,346	648,569	240,235	322,499	333,977
1885	83,284,482	86,903,935	2,239,890	2,385,344	481,910	227,096	255,712	361,879
1886	82,143,828	81,436,808	2,509,581	2,408,821	432,540	301,927	215,298	309,559
1887	89,534,079	82,767,265	2,415,001	3,672,985	481,289	204,671	245,560	309,920
1888	79,383,705	91,053,913	2,642,557	3,563,106	427,249	230,397	235,816	332,169
1889	80,422,515	94,059,844	2,562,893	3,836,173	420,794	238,106	186,186	414,302
1890	91,743,935	92,814,783	2,894,154	4,286,136	392,294	291,811	244,545	423,309
1891	91,328,384	94,824,352	2,565,877	4,336,232	555,917	191,148	322,808	404,532
1892	106,254,984	92,125,599	2,770,173	6,526,228	489,652	155,479	490,839	846,167
1893	107,228,906	102,144,986	3,096,164	4,576,224	387,861	135,482	661,403	656,427
1894	107,256,123	88,844,040	3,081,950	7,887,594	445,567	126,469	511,631	625,764
1895	92,988,727	95,932,197	2,920,456	5,421,135	436,580	115,921	415,919	348,164
1896	99,670,030	103,022,434	3,392,482	6,688,990	445,592	88,262	287,676	436,980
1897	106,639,690	111,022,513	3,292,047	7,538,800	436,984	82,337	333,512	480,531
1898	137,499,735	124,410,926	5,000,613	7,421,462	578,462	135,154	495,023	750,486
1899	136,151,978	138,140,687	5,447,017	9,613,025	593,660	92,937	520,684	872,941
1900	152,526,998	178,463,401	5,743,272	10,099,401	647,157	187,801	405,029	767,781
1901	148,347,120	182,867,238	6,979,352	9,162,957	897,893	181,707	642,424	984,840
1902	166,533,983	192,004,734	8,061,042	13,515,747	856,793	234,874	963,641	1,195,856
1903	190,099,222	209,389,119	7,921,647	14,380,336	962,497	293,376	837,555	1,889,869
1904	179,368,950	223,599,447	7,804,453	9,994,827	963,674	210,053	642,891	1,951,398
1905	162,301,480	240,142,642	8,570,437	7,842,068	779,482	227,281	819,610	1,505,474
1906	202,289,527	273,668,593	9,788,078	8,859,871	984,477	218,202	769,610	2,004,640

SESSIONAL PAPER No. 11

No. 2.—Aggregate Trade of the Dominion by Countries on the basis of Goods entered for Consumption and Exported—*Concluded.*

Fiscal Year ended June 30.	Belgium.	New-foundland	West Indies.	South America.	China and Japan.	Switzerland.	Other Countries.	Total.
	\$	\$	\$	\$	\$	\$	\$	\$
1873	364,456	4,609,552	1,163,425	1,701,633	1,709,856	129,514	1,099,998	217,104,516
1874	534,153	2,637,547	6,086,529	1,686,508	1,263,728	139,074	927,743	216,756,097
1875	337,674	2,806,055	6,139,910	1,064,593	694,472	116,128	1,153,082	197,505,636
1876	374,880	2,675,477	5,291,433	975,762	971,314	56,168	1,764,483	175,699,653
1877	318,724	2,753,748	5,031,667	656,591	455,755	69,066	1,471,734	172,175,876
1878	805,692	2,767,347	4,397,996	669,804	486,244	61,178	1,366,532	170,523,244
1879	219,461	2,280,823	4,753,099	745,830	505,513	94,781	1,291,709	151,832,863
1880	837,897	2,002,261	6,489,257	1,073,421	931,457	94,225	1,314,429	159,693,897
1881	671,267	2,175,773	6,962,516	1,369,731	1,430,734	141,789	1,644,179	189,902,427
1882	645,568	2,468,432	7,918,956	2,314,779	1,635,717	268,093	2,134,932	214,786,130
1883	611,112	2,953,273	7,494,291	2,954,628	1,750,642	336,040	1,706,595	221,222,823
1884	746,528	2,701,120	6,726,486	2,756,371	1,970,541	242,380	2,078,676	199,587,140
1885	551,645	2,022,073	5,698,057	2,802,042	2,528,369	217,666	1,989,280	191,948,380
1886	517,472	2,139,301	5,266,042	2,111,029	2,495,703	203,085	2,363,014	184,854,008
1887	927,580	2,072,946	4,017,593	2,625,066	2,819,584	219,777	2,841,913	195,155,239
1888	505,800	1,945,426	5,870,149	2,487,240	2,261,155	194,938	2,016,480	133,050,100
1889	595,496	1,791,496	6,138,109	2,813,587	2,948,712	166,905	3,167,496	198,862,814
1890	763,146	1,655,400	5,808,189	2,555,849	2,161,816	316,923	3,162,393	209,514,733
1891	728,120	2,218,911	6,360,926	1,782,950	2,202,102	244,319	3,685,842	211,762,420
1892	573,244	2,503,963	7,638,846	1,905,346	3,300,108	193,033	5,168,657	230,942,318
1893	1,268,551	3,247,903	7,390,377	2,099,356	2,766,712	258,464	4,465,666	240,269,382
1894	1,258,692	3,633,154	7,121,172	2,264,677	3,065,768	276,065	4,220,266	230,618,932
1895	693,019	3,065,046	8,681,622	1,610,470	2,906,574	260,040	3,059,444	218,891,314
1896	1,018,789	2,333,721	4,707,243	2,063,145	3,339,429	332,405	3,771,454	231,601,332
1897	1,518,218	2,144,874	4,322,230	2,026,085	3,300,331	223,192	5,882,830	249,241,274
1898	2,204,054	2,632,184	3,829,346	2,505,195	2,829,890	357,603	4,201,156	294,850,689
1899	3,168,136	2,335,323	4,398,902	2,631,635	3,194,849	571,526	5,215,018	312,948,498
1900	4,421,716	2,894,748	4,202,119	2,423,994	2,749,759	529,976	6,726,187	372,699,039
1901	6,634,592	2,886,067	4,707,677	2,567,278	3,149,591	603,397	7,113,487	377,725,620
1902	4,156,049	3,498,482	5,472,747	3,440,987	2,555,462	780,183	11,161,301	414,431,881
1903	4,950,732	3,714,157	6,021,294	4,532,068	2,440,999	952,326	11,255,103	459,640,240
1904	4,255,930	3,975,418	8,397,290	5,613,612	3,134,959	1,392,895	13,679,770	464,985,567
1905	3,514,994	4,528,326	10,033,302	6,916,171	3,990,776	1,776,405	12,288,038	465,242,426
1906	4,175,238	4,972,281	9,944,179	9,425,735	3,684,769	2,042,635	14,119,602	546,947,437

6-7 EDWARD VII., A. 1907

No. 3.—Showing the grand aggregate trade from 1868 to 1906 inclusive, on the basis of 'Total Exports and Imports.'

YEARS.	Total Exports.	Total Imports.	Grand total, Imports and Exports.
	£	£	£
1868	57,567,888	73,459,644	131,027,532
1869	60,474,781	70,415,165	130,889,946
1870	73,573,490	74,814,339	148,387,829
1871	74,173,618	96,092,971	170,266,589
1872	82,639,663	111,430,527	194,070,190
1873	89,789,922	128,011,281	217,801,203
1874	89,351,928	128,213,582	217,565,510
1875	77,886,979	123,070,283	200,957,262
1876	80,966,435	93,210,346	174,176,781
1877	75,875,393	99,327,962	175,203,355
1878	79,323,667	93,081,787	172,405,454
1879	71,491,255	81,964,427	153,455,682
1880	87,911,458	86,489,747	174,401,205
1881	98,290,823	105,339,840	203,621,663
1882	102,137,203	119,419,500	221,556,703
1883	98,085,804	132,254,022	230,339,826
1884	91,406,496	116,397,043	207,803,539
1885	89,238,361	108,941,486	198,179,847
1886	85,251,314	104,424,561	189,675,875
1887	89,515,811	112,892,236	202,408,047
1888	90,203,000	110,894,630	201,097,630
1889	89,189,167	115,224,931	204,414,098
1890	96,749,149	121,858,241	218,607,390
1891	98,417,296	119,967,638	218,384,934
1892	113,963,375	127,406,068	241,369,443
1893	118,564,352	129,074,268	247,638,620
1894	117,524,949	123,474,940	240,999,889
1895	113,638,803	110,781,682	224,420,485
1896	121,013,852	118,011,508	239,025,360
1897	137,950,253	119,218,609	257,168,862
1898	164,152,683	140,323,053	304,475,736
1899	158,896,905	162,764,308	321,661,213
1900	191,894,723	189,622,513	381,517,236
1901	196,487,632	190,415,525	386,903,157
1902	211,640,286	212,270,158	423,910,444
1903	225,849,724	241,214,961	467,064,685
1904	213,521,235	259,211,803	472,733,038
1905	203,316,872	266,834,417	470,151,289
1906	256,586,630	294,286,015	550,872,645

SESSIONAL PAPER No. 11

No. 4.—Value of Export, by Countries.

Fiscal yearended June 30.	Great Britain.	United States.	France.	Germany.	Spain.	Portugal.	Italy.	Holland.
	\$	\$	\$	\$	\$	\$	\$	\$
1873	38,743,848	42,072,526	31,907	76,553	25,080	191,156	177,232	13,142
1874	45,003,882	36,244,311	267,212	65,511	960	193,463	190,211	14,905
1875	40,032,902	29,911,983	212,767	91,019	7,300	170,784	170,408	28,724
1876	40,723,477	31,933,459	553,935	125,768	9,417	127,540	142,787	30,816
1877	41,567,469	25,775,245	319,330	34,324	62,659	129,960	213,692	94,303
1878	45,941,539	25,244,898	369,391	122,254	47,816	104,028	151,861	53,750
1879	36,295,718	27,165,501	714,875	112,690	50,596	135,748	148,472	9,713
1880	45,846,062	33,349,909	812,829	82,237	60,727	165,885	163,787	102,592
1881	53,571,570	36,866,225	662,711	84,932	46,653	108,591	145,997	215,754
1882	45,274,461	47,940,711	825,573	153,114	108,082	149,744	163,755	365,198
1883	47,145,217	41,668,723	617,730	133,697	164,925	179,843	218,113	27,599
1884	43,736,227	38,840,540	390,955	195,575	144,092	172,252	247,151	15,500
1885	41,877,705	39,752,734	303,309	264,075	132,695	166,730	147,550	24,094
1886	41,542,629	36,578,769	534,363	253,298	53,075	245,450	108,601	7,587
1887	44,571,846	37,660,199	341,531	437,536	72,020	146,528	125,681	14,859
1888	40,084,984	42,572,065	397,773	198,543	52,317	155,821	55,090	378
1889	38,105,126	43,522,404	334,210	143,603	13,526	166,021	60,062	1,222
1890	48,353,694	40,522,810	278,552	507,143	69,788	207,777	81,059	1,042
1891	49,280,858	41,138,695	253,734	532,142	67,110	120,611	90,999	14,741
1892	64,906,549	38,988,027	367,539	942,698	93,476	102,370	149,280	567,879
1893	64,080,493	43,923,010	264,047	750,461	44,355	83,001	87,387	282,569
1894	68,538,856	35,809,940	544,986	2,046,052	56,274	79,363	109,188	281,058
1895	61,856,990	41,297,676	335,282	626,976	34,101	58,781	34,325	140,264
1896	66,690,288	44,448,416	581,540	757,531	83,814	41,666	56,750	139,828
1897	77,227,502	49,373,472	690,696	1,045,432	50,452	36,745	108,627	104,422
1898	104,998,818	45,705,336	1,025,262	1,837,448	89,675	87,835	73,765	376,439
1899	99,091,855	45,133,521	1,557,722	2,219,569	59,178	29,641	125,265	372,548
1900	107,736,368	68,619,023	1,374,770	1,715,903	86,456	115,016	260,456	188,199
1901	105,328,956	72,382,230	1,581,331	2,141,552	155,354	85,403	315,063	187,378
1902	117,320,221	71,197,684	1,388,848	2,692,578	161,823	105,495	236,899	320,241
1903	131,202,321	71,783,924	1,341,618	2,097,699	138,553	164,184	295,770	619,329
1904	117,591,376	72,772,932	1,597,928	1,819,223	98,578	109,340	240,963	1,035,327
1905	101,958,771	77,404,071	1,511,298	1,146,654	50,223	128,993	198,973	550,821
1906	133,094,937	97,806,552	2,120,091	1,872,557	55,686	89,598	215,855	824,768

6-7 EDWARD VII., A. 1907

No. 4.—Value of Exports, by Countries—*Concluded.*

Fiscal year-ended June 30.	Belgium.	Newfoundland.	West Indies.	South America.	China and Japan.	Australia.	Other Countries.	Total.
	§	§	§	§	§	§	§	§
1873.....	17,754	2,800,555	3,988,493	1,285,434	46,466	41,822	277,954	89,789,922
1874.....	240,494	1,569,079	3,778,796	1,212,978	39,222	98,733	432,171	89,351,928
1875.....	59,563	1,901,831	3,945,506	785,797	37,046	181,938	349,411	77,886,979
1876.....	13,825	1,900,891	3,675,320	688,209	23,075	79,643	938,273	80,966,435
1877.....	66,912	2,112,106	3,788,858	651,625	37,149	185,610	836,151	75,875,393
1878.....	49,998	2,094,682	3,414,147	654,357	102,568	370,723	651,655	79,323,667
1879.....	40,430	1,641,417	3,500,670	741,442	56,551	290,762	587,270	71,491,255
1880.....	688,811	1,510,300	3,544,103	789,940	37,546	139,901	616,829	87,911,458
1881.....	258,433	1,523,469	3,147,369	732,111	19,761	146,363	580,881	98,290,823
1882.....	142,358	1,974,923	2,995,572	941,162	106,675	340,608	655,267	102,137,203
1883.....	195,705	2,187,338	3,125,031	1,489,957	105,388	375,065	451,473	98,085,804
1884.....	287,378	1,920,450	3,119,569	1,277,383	60,979	502,181	496,264	91,406,496
1885.....	72,385	1,670,968	2,535,283	1,461,206	29,918	415,887	383,822	89,238,361
1886.....	6,565	1,754,980	2,121,570	1,010,034	63,118	259,960	711,315	85,251,314
1887.....	223,729	1,718,604	2,075,411	1,426,660	69,196	269,471	362,540	89,515,811
1888.....	17,057	1,523,827	2,601,486	1,510,637	132,448	446,019	454,555	90,203,000
1889.....	64,756	1,393,335	2,759,455	1,488,999	84,174	661,208	481,051	89,189,167
1890.....	41,814	1,185,739	2,719,141	1,551,887	61,751	471,028	695,924	96,749,149
1891.....	72,672	1,467,908	3,122,770	1,063,172	78,791	589,100	523,993	98,417,296
1892.....	56,212	1,750,714	3,546,559	1,027,525	283,251	436,603	744,693	113,963,375
1893.....	669,040	2,594,633	3,145,708	1,326,743	341,140	288,352	683,413	118,564,352
1894.....	708,455	2,818,592	3,443,761	1,392,285	540,849	322,745	832,545	117,524,949
1895.....	251,402	2,325,196	3,725,426	1,303,474	378,160	417,124	853,626	113,638,803
1896.....	98,031	1,782,309	2,810,817	1,496,118	668,011	517,258	841,472	121,013,852
1897.....	354,584	1,692,798	2,643,360	1,405,359	903,922	1,418,289	894,593	137,950,253
1898.....	973,944	2,167,860	2,749,080	1,060,429	511,919	1,630,714	864,168	164,152,683
1899.....	819,413	1,808,317	3,043,963	1,456,051	425,350	1,506,138	1,218,374	158,896,905
1900.....	1,197,798	2,144,070	2,870,343	1,431,107	368,615	1,626,441	2,160,158	191,894,723
1901.....	2,806,142	2,260,499	2,905,937	1,519,190	699,569	2,311,405	1,807,623	196,487,632
1902.....	2,444,450	2,381,082	3,298,912	1,781,913	570,586	2,586,554	5,153,000	211,640,286
1903.....	2,159,550	2,516,576	3,642,176	2,542,056	501,057	2,929,861	3,924,050	225,849,724
1904.....	1,126,417	2,898,751	3,583,475	2,456,608	568,983	2,622,756	4,898,578	213,521,235
1905.....	1,739,807	3,473,713	4,401,115	2,880,552	1,520,053	2,194,223	4,157,605	203,316,872
1906.....	1,565,166	3,213,856	4,575,212	3,623,065	1,467,252	2,082,219	3,979,816	256,586,630

SESSIONAL PAPER No. 11

No. 5.—Value of Goods entered for Consumption, by Countries.

Fiscal year ended June 30.	Great Britain.	United States.	France.	Germany.	Spain.	Portugal.	Italy.	Holland.
	§	§	§	§	§	§	§	§
1873	68,522,776	47,735,678	2,923,288	1,099,925	477,886	75,032	52,425	216,628
1874	63,076,437	54,283,072	2,302,500	956,917	458,067	100,544	46,085	256,138
1875	60,347,067	50,805,820	1,941,298	748,423	383,484	66,006	43,958	231,779
1876	40,734,260	46,070,033	1,840,877	482,587	436,034	71,655	40,412	267,079
1877	39,572,239	51,312,669	1,410,732	370,594	278,098	45,465	29,250	202,557
1878	37,431,180	48,631,739	1,385,003	399,326	277,429	41,913	53,310	213,014
1879	30,993,130	43,739,219	1,532,191	440,909	343,849	25,510	33,461	200,575
1880	34,461,224	29,346,948	1,115,841	449,791	236,518	35,767	459,508	171,245
1881	43,583,808	36,704,112	1,631,332	934,266	399,684	56,893	88,726	225,190
1882	50,597,341	48,289,052	2,097,358	1,480,004	462,219	51,912	93,086	248,043
1883	52,052,465	56,032,333	2,316,480	1,809,154	581,972	63,349	104,441	297,201
1884	43,418,015	50,492,826	1,769,849	1,975,771	504,477	67,983	75,348	318,477
1885	41,406,777	47,151,201	1,935,581	2,121,269	349,215	60,366	108,162	337,785
1886	40,601,199	44,858,039	1,975,218	2,155,523	379,465	56,477	106,697	301,972
1887	44,962,233	45,107,066	2,073,470	3,235,449	409,269	58,143	119,889	295,061
1888	39,298,721	48,481,848	2,244,784	3,364,563	371,932	74,576	180,726	331,791
1889	42,317,389	50,537,440	2,228,683	3,692,570	407,268	72,085	126,124	414,080
1890	43,390,241	52,291,973	2,615,602	3,778,993	322,506	84,034	163,486	232,267
1891	42,047,526	53,685,657	2,312,143	3,804,090	488,807	70,537	241,809	389,791
1892	41,348,435	53,137,572	2,402,634	5,583,530	396,176	53,109	341,559	278,288
1893	43,148,413	58,221,976	2,832,117	3,825,763	343,506	52,481	170,564	373,858
1894	38,717,267	53,034,100	2,536,964	5,841,542	389,293	47,106	102,443	344,706
1895	31,131,737	54,634,521	2,585,174	4,794,159	402,479	57,140	381,594	243,900
1896	32,979,742	58,574,024	2,810,942	5,931,439	361,778	45,96	230,917	299,852
1897	29,412,188	61,649,041	2,601,351	6,493,368	386,532	45,592	224,885	376,109
1898	32,500,917	78,705,590	3,975,351	5,584,014	488,787	47,319	421,258	374,047
1899	37,060,123	93,007,166	3,889,295	7,393,456	534,482	63,296	395,599	500,393
1900	44,789,730	109,844,378	4,368,502	8,383,498	560,701	72,785	144,573	579,582
1901	43,018,164	110,485,008	5,398,021	7,021,405	742,539	96,304	327,361	797,462
1902	49,213,762	120,807,050	6,672,194	10,823,169	694,970	129,379	726,742	875,615
1903	58,896,901	137,605,195	6,580,029	12,282,637	823,944	129,192	541,785	1270,540
1904	61,777,574	150,826,515	6,206,525	8,175,604	865,096	106,713	401,928	916,071
1905	60,342,709	162,738,571	7,059,139	6,695,414	729,259	98,288	620,637	954,633
1906	69,194,588	175,862,071	7,667,987	6,987,314	928,791	128,604	553,755	1,179,892

6-7 EDWARD VII., A. 1907

No 5.—Value of Goods entered for Consumption, by Countries—*Concluded.*

Fiscal year ended June 30.	Belgium.	New-foundland	West Indies.	South America.	China and Japan.	Switzerland.	Other Countries.	Total.
	£	£	£	£	£	£	£	£
1873	346,702	1,808,997	2,174,932	416,199	1,663,390	120,514	780,222	127,514,594
1874	293,639	1,088,468	2,307,733	473,530	1,224,506	139,674	396,839	127,404,169
1875	278,311	904,224	2,194,404	278,796	657,426	116,128	621,733	119,618,657
1876	361,055	774,586	1,616,113	287,553	948,239	56,168	746,567	94,733,218
1877	251,812	641,642	1,242,809	4,971	418,606	69,066	449,973	96,300,483
1878	255,694	672,665	1,033,849	15,447	383,676	61,178	344,154	91,199,577
1879	179,031	639,406	1,252,429	4,388	448,962	94,781	413,767	80,341,608
1880	149,086	581,961	2,945,154	283,481	893,911	94,225	557,689	71,782,349
1881	412,834	652,304	3,815,147	637,620	1,410,973	141,789	916,926	91,611,604
1882	503,210	993,509	4,023,384	1,373,617	1,529,942	268,093	1,139,057	112,648,927
1883	415,407	765,935	4,369,260	1,464,671	1,645,254	336,040	880,057	123,137,019
1884	459,150	780,670	3,606,917	1,478,988	1,909,562	242,380	1,080,231	108,180,644
1885	479,260	351,105	3,162,774	1,340,836	2,493,451	217,666	1,189,571	102,710,019
1886	510,907	384,321	3,144,472	1,100,995	2,432,585	203,085	1,391,739	99,602,694
1887	703,851	354,342	1,942,182	1,198,406	2,750,388	219,777	2,209,902	105,639,428
1888	488,743	421,599	3,268,663	876,603	2,128,707	193,838	1,117,906	102,847,100
1889	530,740	488,161	3,378,654	1,324,588	1,964,538	166,890	2,025,237	109,673,447
1890	721,332	469,711	3,089,948	1,003,962	2,100,065	316,523	1,995,841	112,765,584
1891	655,448	751,003	3,238,156	719,778	2,133,311	244,319	2,572,749	113,345,124
1892	517,032	753,249	4,092,287	877,821	3,016,857	192,365	3,988,029	116,978,943
1893	599,511	633,270	4,244,669	772,613	2,425,572	258,464	3,782,253	121,705,030
1894	550,237	814,562	3,677,411	872,392	2,524,919	274,825	3,066,216	113,093,983
1895	441,617	739,850	4,794,020	469,172	2,528,414	259,400	1,789,334	105,252,511
1896	920,758	551,412	1,896,426	567,027	2,671,418	332,120	2,413,009	110,587,480
1897	1,163,632	452,076	1,678,870	620,250	2,396,409	222,173	3,571,545	111,294,021
1898	1,230,110	464,324	1,080,266	1,425,653	2,317,971	349,678	1,732,721	130,598,006
1899	2,318,723	527,006	1,354,939	1,175,584	2,769,499	568,768	2,493,264	154,051,593
1900	3,223,918	660,678	1,331,776	992,887	2,381,144	529,176	2,940,988	180,894,316
1901	3,828,450	625,568	1,801,740	1,048,088	2,450,022	602,658	2,995,198	181,237,988
1902	1,711,599	1,117,400	2,173,835	1,659,074	1,984,876	765,010	3,436,920	202,791,595
1903	2,800,182	1,197,581	2,379,275	1,989,952	1,939,942	944,727	4,408,634	233,790,516
1904	3,129,513	1,076,667	4,813,815	3,157,004	2,565,976	1,389,060	6,062,331	251,464,332
1905	1,775,187	1,054,613	5,638,187	4,035,619	2,470,723	1,766,991	5,945,564	261,925,554
1906	2,610,072	1,758,425	6,591,083	5,869,075	2,217,517	2,012,405	6,799,228	290,360,807

SESSIONAL PAPER No. 11

No. 6.—Duty Collected.

Fiscal Yr ended June 30.	Great Britain.		United States.		France.	Germany.	Spain.	Portugal.	Italy.	Holland.						
	§	cts.	§	cts.	§	cts.	§	cts.	§	cts.						
1873....	7,398,460	17	2,966,119	34	627,831	95	334,415	51	102,711	21	21,245	21	9,320	80	294,569	02
1874....	7,867,481	41	3,695,561	03	744,059	10	272,234	68	112,918	73	27,674	63	13,626	76	361,153	47
1875....	8,881,997	81	3,860,877	10	604,092	47	173,427	65	113,599	78	28,421	97	8,502	45	394,017	97
1876....	6,075,759	82	4,117,223	40	723,368	24	134,282	11	157,287	53	29,302	21	24,629	25	459,887	63
1877....	6,377,596	23	4,426,394	79	480,340	56	75,762	93	79,515	38	20,322	20	15,783	10	316,156	00
1878....	6,445,985	38	4,794,599	63	400,600	04	79,673	10	87,755	88	13,452	55	19,652	43	308,153	30
1879....	5,561,933	02	5,529,150	64	501,747	90	104,211	80	120,385	81	7,970	14	19,474	58	329,634	07
1880....	6,737,997	05	4,521,311	08	427,937	89	103,156	82	106,720	56	11,935	79	30,031	12	301,570	50
1881....	8,772,949	97	5,657,292	75	597,948	79	215,108	04	167,412	55	25,307	99	40,956	25	372,335	63
1882....	10,011,811	00	7,682,722	29	742,774	93	338,691	39	210,766	86	29,105	63	34,283	98	420,607	91
1883....	9,897,785	16	8,158,023	35	824,963	17	388,556	85	231,866	95	31,135	50	44,340	03	535,741	81
1884....	8,001,370	74	7,420,461	79	645,152	71	554,181	88	192,946	21	34,228	80	32,186	80	493,807	39
1885....	7,617,249	45	6,636,405	83	650,515	29	572,947	91	154,680	24	29,345	65	33,380	25	521,318	20
1886....	7,817,357	45	6,790,080	76	735,666	52	588,168	44	150,268	47	30,510	74	35,667	84	602,570	19
1887....	9,318,920	08	7,299,591	68	699,840	07	1,190,267	30	176,449	17	33,329	81	31,404	53	623,894	26
1888....	8,972,739	84	7,131,006	23	796,242	70	1,214,748	15	171,790	38	36,621	03	42,004	78	704,034	45
1889....	9,450,242	70	7,413,354	83	854,805	00	1,266,638	56	185,969	33	36,895	32	32,456	70	756,785	89
1890....	9,576,965	75	8,220,299	55	957,312	22	1,165,158	67	170,028	06	36,528	91	37,938	11	806,261	40
1891....	9,114,271	75	7,799,318	12	932,032	53	1,320,583	23	217,612	94	30,680	47	44,888	99	741,462	43
1892....	9,074,200	71	7,814,666	93	931,044	99	783,740	50	186,168	39	27,446	98	35,846	83	697,184	17
1893....	9,498,747	08	7,636,075	81	1,058,057	75	857,264	35	180,132	25	27,111	69	30,816	89	815,200	70
1894....	8,245,845	87	6,960,950	68	1,019,568	12	978,224	53	207,724	63	22,894	36	49,073	63	879,107	85
1895....	7,006,676	58	6,897,395	04	985,945	87	892,547	04	184,788	45	24,361	92	46,697	12	755,251	48
1896....	7,358,514	15	7,767,992	63	1,020,804	74	1,329,186	36	162,118	81	22,269	68	39,386	07	792,609	63
1897....	6,295,366	80	8,147,075	10	969,539	64	1,489,755	60	150,587	43	23,191	61	33,474	05	920,096	46
1898....	6,649,428	60	9,941,624	48	1,183,890	30	1,364,159	04	176,764	64	20,606	24	46,466	82	908,046	37
1899....	7,328,191	92	11,713,858	94	1,300,876	33	1,903,223	16	181,346	14	25,559	36	52,842	44	1,061,622	69
1900....	8,074,541	97	13,491,872	86	1,428,019	46	2,189,798	17	183,147	69	28,548	59	26,842	73	1,171,550	06
1901....	7,845,406	49	13,311,749	58	1,794,455	55	1,811,974	55	191,527	27	37,138	80	45,171	84	1,350,098	08
1902....	8,424,693	04	15,155,136	39	2,163,016	40	2,741,263	29	205,803	43	42,700	86	88,174	27	1,306,967	57
1903....	9,841,627	33	17,069,881	19	2,098,633	61	3,255,121	88	212,104	39	45,912	40	87,457	75	1,527,113	35
1904....	10,838,017	31	19,554,585	54	2,113,667	94	2,172,571	04	228,532	66	41,226	25	88,831	12	1,726,681	98
1905....	11,171,010	04	20,580,301	56	2,224,967	73	1,826,789	33	216,933	42	39,295	27	123,388	07	1,570,378	88
1906....	12,944,249	35	22,187,102	94	2,520,034	97	1,852,538	47	289,363	62	44,716	82	148,725	17	1,620,711	72

6-7 EDWARD VII., A. 1907

No. 6.—Duty Collected—*Concluded.*

Fiscal Year ended June 30.	Belgium.		New- found- land.		West Indies.		South America.		China and Japan.		Switzer- land.		Other Countries.		Additional du- ties, post en- tries, overcol- lections, &c.	Total.		
	§	cts.	§	cts.	§	cts.	§	cts.	§	cts.	§	cts.	§	cts.				
1873	94,504	87	97,147	31	831,930	86	182,660	79	157	95	15,994	95	40,660	23	13,617,730	17		
1874	51,171	82	54,929	33	935,653	11	194,325	88	26,185	19	21,950	85	42,953	77	14,421,882	67		
1875	42,489	19	12,584	62	926,463	33	124,963	29	83,469	42	20,917	93	85,557	14	15,361,382	12		
1876	61,467	14	4,890	45	603,819	86	126,843	58	132,042	28	10,274	57	178,096	41	12,833,114	48		
1877	50,106	26	9,735	83	435,718	43	1,834	11	68,261	35	12,387	96	178,535	96	12,548,451	09		
1878	45,144	82	4,921	23	341,240	28	6,874	10	113,447	24	9,855	02	124,338	17	12,795,693	17		
1879	45,197	35	3,230	76	454,872	58	2,591	84	127,283	34	16,597	54	115,349	29	12,939,540	66		
1880	41,886	44	3,168	48	1,305,495	00	161,936	81	207,929	61	18,764	19	156,016	88	14,138,849	22		
1881	96,250	84	3,251	22	1,584,622	00	280,009	74	348,466	71	33,740	02	311,133	47	18,500,785	97		
1882	119,492	16	1,781	73	1,615,945	44	504,255	74	178,499	40	65,780	72	352,318	25	21,708,837	43		
1883	106,234	56	7,365	17	1,770,682	99	692,562	12	157,516	29	83,492	95	239,042	13	23,172,308	97		
1884	193,953	96	4,158	34	1,397,926	55	688,702	68	273,708	37	56,966	92	265,210	23	20,164,963	37		
1885	121,669	61	2,268	61	1,327,363	99	653,708	66	450,153	25	51,863	04	308,698	01	19,133,558	99		
1886	132,116	62	2,467	99	1,384,327	91	503,735	53	148,098	67	49,052	66	478,033	91	19,448,123	70		
1887	166,445	16	1,624	70	968,496	12	848,562	83	222,799	93	59,303	20	828,686	99	22,469,705	83		
1888	117,228	81	3,211	68	1,831,368	64	641,854	29	162,844	61	43,778	82	340,166	62	22,209,641	53		
1889	122,116	44	1,087	36	1,727,816	27	849,431	97	183,782	89	38,653	78	845,532	61	7,952	63	23,784,523	23
1890	159,349	40	3,386	14	1,223,589	61	559,312	13	216,956	59	79,331	47	804,400	21	7,089	94	24,614,908	07
1891	126,180	23	3,452	92	1,337,754	14	260,102	71	265,198	43	63,161	46	1,215,178	05	9,190	73	23,481,069	13
1892	104,063	88	4,191	49	272,167	34	75,439	20	273,256	10	49,388	45	291,112	48	20,723	09	20,550,581	53
1893	112,681	99	1,494	56	314,148	32	78,592	25	313,798	23	70,418	15	160,133	95	7,538	96	21,161,710	93
1894	119,020	54	1,623	12	292,464	66	73,489	61	273,712	97	73,695	14	172,318	29	10,108	32	19,379,822	32
1895	93,393	46	1,053	95	380,955	12	68,786	81	230,890	41	72,742	85	231,349	72	14,523	65	17,887,269	47
1896	192,457	64	1,197	81	478,829	02	106,494	83	265,572	02	93,87	62	521,413	34	64,312	97	20,219,037	32
1897	250,770	38	1,274	89	454,418	06	109,914	69	267,575	35	64,153	55	757,363	19	47,439	87	19,891,996	77
1898	287,411	60	1,690	86	304,971	01	209,761	63	291,747	74	91,525	82	328,978	26	350,715	08	22,157,788	49
1899	663,898	97	1,669	28	374,161	69	97,167	56	349,381	86	156,108	44	414,930	52	109,390	25	25,734,228	75
1900	916,374	13	2,740	46	363,563	81	129,148	16	279,351	97	143,983	86	414,866	29	53,760	91	28,889,110	13
1901	1,081,162	82	1,190	88	471,923	66	205,344	97	341,473	58	159,147	86	416,297	47	43,006	49	29,106,979	89
1902	387,098	06	7,923	17	550,252	39	199,921	52	370,966	45	199,638	08	509,973	06	72,994	33	32,425,532	31
1903	692,178	47	1,914	12	684,985	96	303,880	29	355,971	92	255,250	99	680,547	56	87,773	38	37,110,354	59
1904	444,514	69	2,780	11	1,202,659	24	731,277	80	444,747	26	376,616	39	873,447	83	114,191	98	49,954,349	14
1905	321,094	73	2,435	99	1,184,429	72	591,697	60	489,814	72	469,943	37	982,112	49	229,747	00	42,024,339	92
1906	511,584	66	1,692	68	1,531,148	25	712,435	40	486,583	62	546,901	63	1,070,251	05	233,660	83	46,671,101	18

* Includes \$309,999.04 collected at Fort-Cudahy and Dawson, for which no statistical returns have been received.

SESSIONAL PAPER No. 11

No. 7.—Percentage of Duty on Total Value of Goods imported and entered for Consumption, Dutiable and Free ; and percentage of expenses of collection of Customs Revenue in the Dominion of Canada, during each year from 1868 to 1906, inclusive.

Year.	Percentage of Duty on Total Value of Goods Imported, Dutiable and Free.	Percentage of Duty on Total Value of Goods entered for Consumption, Dutiable and Free.	Percentage Expense of Collection of Customs Revenue.
	p. c.	p. c.	p. c.
1868.....	12·00	12·25	05·99
1869.....	11·78	12·31	07·09
1870.....	12·65	13·28	05·41
1871.....	12·32	13·62	04·21
1872.....	11·70	12·11	04·04
1873.....	10·17	10·20	04·35
1874.....	11·25	11·32	04·55
1875.....	12·48	12·83	04·44
1876.....	13·76	13·44	05·61
1877.....	12·63	13·03	05·75
1878.....	13·74	14·03	05·58
1879.....	15·78	16·10	05·56
1880.....	16·34	19·70	05·04
1881.....	17·56	20·19	03·87
1882.....	18·18	19·27	03·33
1883.....	17·52	18·82	03·26
1884.....	17·32	18·64	03·96
1885.....	17·55	18·61	04·14
1886.....	18·60	19·50	04·10
1887.....	19·87	21·24	03·64
1888.....	20·03	21·57	03·81
1889.....	20·60	21·65	03·62
1890.....	19·63	21·21	03·63
1891.....	19·52	20·06	03·83
1892.....	16·13	17·56	04·39
1893.....	16·39	17·38	04·26
1894.....	15·69	17·13	04·75
1895.....	16·14	16·99	05·13
1896.....	17·13	18·28	04·43
1897.....	16·68	17·87	04·75
1898.....	15·79	16·95	04·37
1899.....	15·81	16·70	04·02
1900.....	15·23	15·98	03·71
1901.....	15·28	16·06	03·86
1902.....	15·28	15·99	03·62
1903.....	15·38	15·87	03·31
1904.....	15·80	16·28	03·31
1905.....	15·75	16·04	03·49
1906.....	15·52	15·73	03·31

6-7 EDWARD VII., A. 1907

No. 8.—COMPARATIVE STATEMENT of the Values of the Import and Exports into and percentage excess of Imports over Exports,

Fiscal Year.	IMPORTATIONS.				EXPORTS.			
	Merchandise.		Coin and Bullion.	Totals.	Merchandise.		Coin and Bullion.	Totals.
	Dutiable.	Free.			Home Produce.	Foreign produce.		
£	£	£	£	£	£	£	£	
1868	45,250,395	23,314,102	4,895,147	73,459,644	45,504,899	4,196,821	4,866,168	57,567,888
1869	44,081,563	22,086,373	4,247,229	70,415,165	52,400,772	3,855,801	4,218,208	60,474,781
1870	48,665,547	21,813,263	4,335,529	74,814,339	59,043,590	6,527,622	8,002,278	73,573,490
1871	70,295,223	23,064,654	2,733,094	96,092,971	57,630,924	9,853,244	6,690,350	74,173,618
1872	72,157,423	36,519,355	2,753,749	111,430,527	65,831,083	12,798,182	4,010,398	82,639,663
1873	74,217,954	50,787,862	3,065,465	128,011,281	76,538,025	9,405,910	3,845,987	89,784,922
1874	77,079,160	46,919,840	4,223,282	128,213,582	76,741,997	10,614,096	1,995,835	89,351,928
1875	81,504,477	39,355,717	2,210,989	123,070,283	69,709,823	7,137,319	1,039,837	77,886,979
1876	58,794,777	32,195,458	2,220,111	93,210,346	72,491,437	7,234,961	1,240,037	80,966,435
1877	63,986,376	33,167,497	2,174,089	99,327,962	68,030,546	7,111,108	733,739	75,875,393
1878	61,700,190	30,577,871	803,726	93,081,787	67,989,800	11,164,878	168,989	79,323,667
1879	57,032,042	23,275,296	1,639,089	81,964,427	62,431,025	8,355,644	704,586	71,491,255
1880	68,895,483	15,712,457	1,881,807	86,489,747	72,809,697	13,240,006	1,771,755	87,911,458
1881	85,516,908	18,690,657	1,123,275	105,330,840	83,944,701	13,375,117	971,905	98,290,823
1882	93,339,930	24,575,827	1,563,743	119,419,500	94,137,657	7,628,453	371,093	102,137,203
1883	100,827,816	30,150,683	1,275,523	132,254,022	87,702,431	9,751,773	631,600	98,085,804
1884	88,349,492	25,839,885	2,297,666	116,397,043	79,833,698	9,389,106	2,184,292	91,406,496
1885	79,614,108	26,375,134	2,954,244	108,941,186	79,131,735	8,079,646	2,026,980	89,238,361
1886	75,536,758	25,277,246	3,610,557	104,424,561	77,756,794	7,438,079	56,531	85,251,314
1887	85,479,400	26,880,618	532,218	112,892,236	80,960,909	8,549,333	5,569	89,515,811
1888	77,784,037	39,935,121	2,175,472	119,894,630	81,382,072	8,893,394	17,534	90,293,000
1889	80,059,966	34,589,714	575,251	115,224,931	80,272,456	6,938,455	1,978,256	89,189,167
1890	86,258,633	34,516,597	1,083,011	121,858,241	85,257,586	9,051,781	2,439,782	96,749,149
1891	81,286,372	36,870,096	1,811,170	119,967,638	88,671,738	8,798,631	946,927	98,417,296
1892	81,190,844	44,396,694	1,818,530	127,406,068	99,032,466	13,121,791	1,809,118	113,963,375
1893	77,378,091	45,161,977	6,534,290	129,074,268	103,488,798	8,941,856	4,133,698	118,564,352
1894	73,341,506	46,110,362	4,023,072	123,474,940	103,851,764	11,833,805	1,839,380	117,524,949
1895	64,064,587	42,140,475	4,576,020	110,781,082	102,828,441	6,485,043	4,325,319	113,638,803
1896	71,259,940	38,525,249	5,226,319	115,011,508	109,797,805	6,606,738	4,699,309	121,013,852
1897	74,108,590	40,433,825	4,676,194	119,218,609	123,632,540	10,825,163	3,492,550	137,950,253
1898	84,141,194	51,791,105	4,390,844	140,323,053	144,548,662	14,980,883	4,623,138	164,152,683
1899	98,349,633	59,769,541	4,705,134	162,764,308	137,360,792	17,520,088	4,016,025	158,896,905
1900	112,943,896	68,381,179	8,297,438	189,622,513	168,972,301	14,265,254	8,657,168	191,894,723
1901	115,574,658	71,363,573	3,537,294	190,415,525	177,431,386	17,077,757	1,978,489	196,487,632
1902	127,955,254	78,093,499	6,311,405	212,270,158	196,019,763	13,951,101	1,669,422	211,640,286
1903	143,839,632	88,398,532	8,976,797	241,214,961	214,401,674	10,828,087	619,963	225,849,724
1904	153,168,453	95,229,037	7,874,313	259,211,803	198,414,439	12,641,239	2,465,537	213,521,235
1905	157,164,975	99,361,007	10,308,435	266,834,417	199,854,946	10,617,115	1,814,811	203,316,872
1906	176,790,332	110,417,089	7,678,693	294,286,015	235,483,956	11,173,846	9,928,828	256,586,630

SESSIONAL PAPER No. 11

from the Dominion of Canada in each Fiscal Year from 1868 to 1906; showing also of Exports over Imports in each year.

EXCESS VALUE OF MERCHANDISE IMPORTED OVER.		Excess of total Exports over total Imports, including Coin and Bullion.	Percentage Excess of total Imports over total Exports, including Coin and Bullion.	Percentage Excess of total Exports over total Imports, including Coin and Bullion.	PERCENTAGE, INCREASE OR DECREASE.			
Canadian Merchandise Exported.	Canadian and Foreign Merchandise Exported.				Gross Imports compared with preceding year.		Gross Exports compared with preceding year.	
				Increase.	Decrease.	Increase	Decrease	
§	§	§	p. c.	p. c.	p. c.	p. c.	p. c.	p. c.
20,059,598	15,862,777		27.6					
13,767,164	9,911,363		16.4			04.1		05.05
11,435,220	4,907,598		01.7		06.2			21.6
35,729,853	25,876,609		29.5		28.4			0.8
42,845,695	30,947,513		34.8		15.0			11.4
48,467,791	39,061,881		32.5		14.9			08.6
47,248,303	36,634,207		43.5		09.16			00.5
51,150,371	44,013,052		58.0			0.4		12.8
18,498,798	11,263,837		15.1			21.2		03.9
29,123,327	22,912,219		30.9		06.5			06.3
24,288,261	13,123,383		17.3			06.3		04.5
17,891,313	9,438,669		14.6			11.9		09.6
11,708,243		1,421,711		01.6	05.5			22.9
20,262,864	6,887,747		07.1		21.8			11.8
23,778,109	16,149,647		14.5		13.3			03.9
43,276,068	33,524,295		28.8		10.7			03.9
34,356,279	24,967,173		21.4			11.9		06.8
26,855,507	18,775,861		18.0			06.4		02.3
23,057,300	15,619,221		18.3					04.3
31,399,109	22,849,776		20.7		08.1			05.0
27,337,086	18,533,692		18.6			01.8		09.7
34,377,224	27,438,769		22.6		03.9			01.1
35,517,644	26,465,863		20.6		05.4			07.8
29,484,730	20,686,999		17.9			01.5		01.7
26,555,072	13,433,281		10.5		06.2			16.0
17,051,270	8,109,414		08.1		01.3			4.0
15,600,104	3,766,299		04.8			04.3		00.8
3,376,621		2,857,121		02.21		09.95		03.3
3,077,384		3,002,341		02.54	06.14			6.49
		18,731,614		15.71	01.02			14.00
		23,829,630		16.98	17.70			18.99
20,698,382	3,178,294		02.4		16.00			03.2
12,352,774		2,272,210		01.2	14.16			20.77
9,446,845		6,072,107		03.2	00.42			02.39
9,938,990			00.3		11.17			07.71
17,836,490	7,008,403		06.4		13.63			06.29
52,923,051	40,281,812		21.4		7.46			05.4
65,671,036	55,953,921		31.2		02.94			4.77
51,723,456	49,519,610		14.69		10.29			26.2

No. 9. — COMPARATIVE STATEMENT showing the Tonnage of all vessels entered inwards and outwards in the Dominion of Canada, during each Fiscal Year ended June 30, from 1868 to 1906, inclusive.

SHIPPING.

Fiscal Year ended June 30.	Tonnage of Vessels built.	Tonnage of Vessels registered.	Tonnage of Vessels entered Inwards and Outwards (Sea-going and Inland Navigation) exclusive of Coasting.	Tonnage of Vessels employed in the Coasting Trade entered Inwards and Outwards.	Tonnage and value of Vessels sold to other Countries.	
	Tons.	Tons.	Tons.	Tons.	Tonnage.	Value.
1868.....	87,230	113,692	12,982,825
1869.....	96,439	125,408	10,161,014
1870.....	93,166	110,852	11,015,870
1871.....	106,101	121,724	13,126,028
1872.....	114,065	127,371	12,808,160
1873.....	140,370	152,226	11,748,397
1874.....	174,401	163,016	11,399,857
1875.....	188,098	204,002	9,537,155
1876.....	165,041	144,422	9,911,199	10,300,939	64,134	2,180,270
1877.....	127,297	126,160	11,091,244	8,968,862	46,329	1,576,244
1878.....	106,376	100,089	12,054,890	11,017,661	35,039	1,218,145
1879.....	103,551	94,882	11,646,812	12,066,683	19,318	529,824
1880.....	68,736	64,982	13,577,845	11,053,013	16,208	464,327
1881.....	79,364	70,210	13,802,432	15,116,766	16,808	348,018
1882.....	68,240	78,076	13,379,882	14,791,064	16,161	402,311
1883.....	73,576	78,229	13,770,735	15,683,566	23,896	500,538

6-7 EDWARD VII., A. 1907

SESSIONAL PAPER No. 11

1884.....	70,287	80,822	14,359,026	15,473,707	17,368	416,756
1885.....	57,486	63,962	14,084,712	15,944,422	13,177	246,277
1886.....	37,531	40,872	13,969,232	16,368,274	14,343	266,363
1887.....	26,798	67,662	14,090,998	17,513,677	9,263	143,772
1888.....	22,698	33,298	15,217,308	18,789,279	14,479	289,969
1889.....	23,835	31,998	16,054,221	19,834,577	16,173	266,817
1890.....	39,434	53,853	18,446,100	22,797,115	23,844	442,781
1891.....	55,477	52,506	18,893,648	24,694,580	15,143	289,474
1892.....	44,321	61,457	18,692,455	24,783,844	36,399	596,747
1893.....	38,521	45,796	18,539,534	24,579,123	31,317	363,916
1894.....	23,497	29,878	20,353,081	26,560,968	21,960	243,429
1895.....	18,728	26,125	19,106,963	25,473,434	16,367	172,563
1896.....	10,753	14,144	21,870,473	27,431,733	12,293	99,392
1897.....	12,058	22,959	23,373,933	27,297,375	9,158	105,164
1898.....	22,426	27,716	24,746,116	29,638,950	17,210	191,069
1899.....	22,085	28,277	25,420,110	30,212,496	7,562	126,466
1900.....	28,544	40,443	26,914,095	33,631,730	13,354	265,618
1901.....	20,136	33,156	26,029,808	34,444,796	4,490	66,468
1902.....	28,288	34,236	30,025,404	40,790,997	11,360	235,865
1903.....	30,836	41,405	33,655,043	44,990,358	11,172	229,692
1904.....	28,397	33,192	31,202,205	45,565,122	7,298	87,115
1905.....	21,865	27,583	32,277,829	44,377,291	3,696	106,363
1906.....	18,724	37,639	34,732,172	46,324,062	9,487	187,725

6-7 EDWARD VII., A. 1907

No. 10.—COMPARATIVE STATEMENT (by Provinces) of the Values of Exports, of Total at each Port in the Dominion of Canada during the Fiscal

PROVINCE OF

Number.	PORTS.	Fiscal Year ended June 30, 1904.				Fiscal
		Exports.	Imports.	Entered for Con- sumption.	Duty.	Exports.
		£	£	£	£ cts.	£
1	Amherstburg.....	97,291	229,063	213,404	30,333 97	133,394
2	Belleville.....	2,788	503,166	501,451	89,017 98	2,185
3	Berlin.....		1,798,860	1,797,072	190,256 67	
4	Bowmanville.....		212,340	212,340	11,221 66	
5	Brantford.....		2,108,119	2,165,212	262,237 11	
6	Bridgeland.....	4,234,218	2,734,617	2,506,729	519,857 84	4,481,786
7	Brockville.....	13,231	1,247,896	1,096,666	156,929 91	44,081
8	Chatham.....	150,919	1,110,778	1,108,532	163,006 25	12,568
9	Cobourg.....	2,254	403,920	404,080	26,248 91	8,604
10	Collingwood.....	12,520	298,384	299,705	32,200 99	13,221
11	Cornwall.....	148,138	715,179	714,855	29,818 11	410,644
12	Deseronto.....	235,858	201,278	201,278	22,172 36	237,636
13	Fort William.....	2,519,555	2,048,161	2,013,082	384,911 19	2,823,896
14	Galt.....		1,025,032	1,025,032	89,150 33	
15	Gananoque.....	22,049	447,086	447,086	33,346 89	6,652
16	Goderich.....		531,656	531,459	61,839 49	
17	Geolph.....		1,531,141	1,530,742	139,874 89	
18	Hamilton.....	586	9,328,014	9,210,865	1,234,993 48	1,159
19	Ingersoll.....		225,254	225,254	32,847 19	
20	Kenora.....	1,566	319,551	323,205	33,164 67	4,155
21	Kingston.....	205,534	1,609,621	1,610,673	177,610 38	180,020
22	Lindsay.....		305,053	305,053	28,490 11	
23	London.....		5,209,343	5,206,295	831,864 80	
24	Midland.....	261,339	598,892	600,012	37,532 65	419,879
25	Morrisburg.....	4,894	65,927	65,627	5,358 43	8,411
26	Napanee.....		148,230	148,241	14,713 60	
27	Niagara Falls.....	18,071,625	1,460,169	1,462,977	253,174 68	16,781,777
28	Oshawa.....		348,712	348,712	37,458 17	
29	Ottawa.....	64,235	4,688,297	4,689,690	775,993 24	75,940
30	Owen Sound.....	9,193	517,456	516,739	61,008 93	842
31	Paris.....		697,745	697,745	41,172 85	
32	Parry Sound.....	1,388,097	180,635	180,635	34,469 98	1,341,042
33	Peterboro.....		1,529,371	1,531,277	222,881 15	
34	Pictou.....	2,439	156,828	156,871	22,400 68	1,326
35	Port Arthur.....	972,064	2,291,045	2,311,896	197,663 65	1,355,957
36	Port Hope.....	16,420	184,713	184,713	18,322 01	4,508
37	Prescott.....	4,233,014	1,213,136	1,216,825	87,396 31	8,002,467
38	St. Catharines.....	11,870	1,753,951	1,747,309	208,019 32	6,101
39	St. Thomas.....	19,681	1,373,240	1,397,880	285,653 98	38,089
40	Sarnia.....	2,002,004	1,493,059	1,289,413	188,170 89	2,379,661
41	Sault St. Marie.....	3,855,121	1,110,628	1,029,229	150,236 61	4,521,357
42	Simcoe.....	30	254,117	254,556	35,077 96	84
43	Stratford.....	12,968	1,348,839	1,346,499	161,733 71	
44	Toronto.....	3,150	47,671,288	47,259,131	8,177,506 72	10,948
45	Trenton.....	15,066	131,440	131,202	19,888 68	22,132
46	Wallaceburg.....	20,203	122,195	122,195	10,360 09	50,537
47	Whitby.....	3,100	149,069	149,069	12,357 59	3,127
48	Windsor.....	3,268,585	3,797,715	3,780,899	593,404 71	3,233,935
49	Woodstock.....		812,951	812,954	95,493 97	
	Total.....	41,941,605	108,172,594	106,923,369	16,328,785 68	46,618,115

SESSIONAL PAPER No. 11

Imports, of Imports entered for Consumption and of the Amount of Duty collected Years ended, respectively on June 30, 1904, 1905, 1906.

ONTARIO.

Year ended June 30, 1905.			Fiscal Year ended June 30, 1906.				Number.
Imports.	Entered for Consumption.	Duty.	Exports.	Imports.	Entered for Consumption.	Duty.	
\$	\$	\$ cts.	\$	\$	\$	\$ cts.	
433,415	332,300	44,876 54	176,231	336,113	244,695	31,890 09	1
543,502	537,006	89,028 14	4,926	686,059	691,460	115,549 55	2
1,871,873	1,868,663	182,626 61	2,168,894	2,169,617	193,506 07	3
170,698	170,698	9,787 03	222,536	222,536	13,374 30	4
1,787,565	1,769,931	225,662 86	2,236,046	2,232,813	290,453 62	5
2,047,155	1,695,056	358,970 97	4,948,202	1,956,866	2,089,774	479,299 58	6
897,786	906,563	114,954 24	51,754	866,375	754,235	93,955 42	7
1,129,901	1,072,725	179,442 70	17,939	1,147,021	1,092,863	194,047 33	8
353,405	353,405	26,011 86	3,772	282,845	285,410	30,505 44	9
412,987	412,118	39,257 30	106,048	1,258,101	811,899	70,470 81	10
850,304	849,804	37,338 26	359,869	976,557	975,957	28,889 91	11
139,988	139,988	19,160 11	196,100	153,512	153,645	22,977 87	12
2,879,274	2,482,150	412,266 10	11,371,361	2,463,727	2,434,278	406,548 16	13
1,230,640	1,230,640	102,204 13	1,208,608	1,208,508	109,581 69	14
371,517	371,517	25,996 52	7,172	383,966	383,966	34,401 40	15
547,352	546,612	61,810 39	1,839	551,299	551,126	64,433 77	16
1,647,190	1,638,374	137,661 72	1,732,128	1,731,354	153,170 74	17
9,589,241	9,391,454	1,270,311 06	25	11,070,806	10,974,455	1,564,034 04	18
276,006	227,863	32,609 38	333,513	239,579	35,840 09	19
255,893	258,311	36,238 03	4,615	361,028	363,890	55,308 01	20
1,488,368	1,489,565	174,123 28	219,522	1,335,744	1,540,450	177,355 91	21
270,010	270,010	27,052 39	292,657	293,423	25,465 50	22
5,191,223	5,118,667	806,889 34	5,435,135	5,369,300	855,493 51	23
532,626	520,350	17,057 89	468,592	613,544	621,486	27,444 50	24
46,331	46,331	3,051 25	14,492	46,763	46,840	2,904 12	25
162,836	162,836	9,954 79	145,073	145,073	14,225 74	26
2,576,077	2,577,405	536,345 12	16,433,198	2,004,874	1,973,620	379,007 23	27
365,046	365,046	40,684 66	413,212	413,212	50,325 69	28
4,762,116	4,621,416	747,507 42	91,976	5,547,048	5,414,984	954,897 26	29
400,114	387,097	49,404 72	28,891	480,281	476,100	58,221 57	30
646,124	645,184	39,535 85	661,804	661,904	48,992 85	31
180,144	180,144	44,019 29	1,335,378	196,335	196,335	43,415 91	32
2,352,739	2,171,524	335,597 29	3,101,674	2,451,316	369,638 79	33
145,781	144,833	18,194 31	3,487	164,174	162,998	27,413 05	34
2,660,807	2,697,575	141,459 75	4,157,342	1,610,700	1,535,712	195,872 12	35
193,840	193,840	16,116 69	242	220,673	221,146	16,147 66	36
2,559,713	2,593,081	97,251 80	7,994,962	1,257,346	1,237,150	102,294 87	37
1,927,791	1,22,378	201,163 18	4,329	2,027,133	2,019,901	241,770 28	38
1,138,771	1,124,083	184,068 25	48,622	1,597,464	1,139,175	231,440 63	39
2,879,679	3,080,230	426,122 02	3,478,699	2,498,691	2,359,189	290,735 06	40
2,544,254	2,436,051	321,140 58	4,457,478	3,150,330	3,147,235	309,171 03	41
312,835	312,835	28,988 57	379,387	380,180	41,249 98	42
1,316,087	1,316,338	160,735 55	5,087	1,416,230	1,412,860	149,105 79	43
59,838,296	50,271,583	9,586,707 17	17,959	58,116,363	57,459,516	9,731,165 16	44
125,110	124,038	19,173 09	1,593	116,135	116,713	24,775 32	45
184,302	184,302	18,567 31	37,223	133,237	133,237	13,569 89	46
116,728	116,728	7,095 24	1,499	116,957	110,957	9,070 99	47
4,521,526	4,505,236	881,283 13	3,676,892	5,174,716	5,084,161	721,070 71	48
651,881	651,656	75,692 73	630,254	630,254	67,563 29	49
118,526,380	116,398,474	18,421,046 61	59,725,246	128,654,267	126,064,517	19,166,642 30	

6-7 EDWARD VII., A. 1907

No. 10.—COMPARATIVE STATEMENT of the Value of
PROVINCE OF

Number.	Ports.	Fiscal Year ended June 30, 1904.				Fiscal
		Exports.	Imports.	Entered for Con- sumption.	Duty.	Exports.
		\$	\$	\$	\$ cts.	\$
1	Abercorn	2,306,541	62,943	62,943	3,791 70	2,036,876
2	Coaticook	10,569,868	166,615	166,615	10,317 49	9,133,026
3	Cookshire	426,850	70,680	70,756	10,540 83	385,958
4	Gaspé	214,133	9,643	9,747	2,976 15	302,946
5	Hemmingford	2,959,229	224,911	224,911	9,138 46	3,304,502
6	Mansonville	47,838	7,731	7,731	548 79	19,329
7	Montreal	67,844,729	80,561,275	74,517,129	12,437,927 95	59,411,278
8	Paspebiac	280,444	38,244	45,281	5,443 35	268,784
9	Percé	24,104	10,650	10,650	1,153 38	32,886
10	Quebec	5,095,034	8,117,739	8,080,569	1,297,229 83	3,717,471
11	Rimouski	243,298	47,534	48,403	3,395 73	270,526
12	St. Armand	5,335,095	41,124	39,669	2,331 42	4,367,312
13	St. Hyacinthe		392,998	394,524	37,814 14	
14	St. Johns	4,774,061	1,961,077	1,961,772	96,318 91	6,294,197
15	Sherbrooke		1,162,974	1,162,490	192,767 09	
16	Sorel	41,705	183,740	183,219	27,519 51	
17	Stanstead	2,234,173	434,481	431,006	19,822 90	2,387,200
18	Three Rivers	479,095	452,152	454,446	105,219 14	504,758
19	Valleyfield		1,100,338	1,100,491	38,423 77	
	Grand total.....	102,816,197	95,046,849	88,973,252	14,308,671 54	92,437,049

SESSIONAL PAPER No. 11

Exports and Imports at each Port, &c.—*Continued.*

QUEBEC.

Year ended June 30, 1905.			Fiscal Year ended June 30, 1906.				Number.
Imports.	Entered for Consumption.	Duty.	Exports.	Imports.	Entered for Consumption.	Duty.	
\$	\$	\$ cts.	\$	\$	\$	\$ cts.	
80,499	80,499	3,502 07	3,006,441	78,654	78,654	3,898 97	1
152,775	152,825	11,261 37	11,121,095	193,644	193,644	11,744 67	2
81,501	81,944	8,531 62	479,925	99,608	100,678	11,052 22	3
11,108	11,108	2,317 24	314,238	11,829	11,871	3,740 22	4
427,153	427,153	6,547 05	3,349,684	575,911	575,911	16,748 02	5
11,655	11,655	675 34	17,943	9,862	9,862	811 55	6
78,451,031	76,332,640	11,591,656 70	81,589,542	82,256,937	80,821,740	13,275,623 17	7
54,848	54,753	8,148 94	325,680	57,652	56,528	8,740 56	8
8,361	8,361	784 39	58,666	7,318	7,338	740 68	9
8,824,728	8,860,273	1,526,131 93	4,163,567	9,157,346	9,136,774	1,502,320 73	10
48,534	46,513	16,294 35	186,198	33,215	35,225	17,997 65	11
54,553	53,654	3,850 96	4,632,212	56,241	56,241	4,390 96	12
401,119	401,118	38,106 82	322,057	324,571	42,370 94	13
2,489,078	2,486,999	146,361 27	8,569,252	2,120,922	2,121,302	177,895 90	14
1,222,014	1,223,585	176,666 42	1,254,320	1,228,120	182,373 52	15
160,453	160,979	21,054 39	228,751	229,928	20,020 42	16
550,814	549,324	18,674 92	3,239,476	916,882	916,882	31,368 05	17
328,148	328,544	81,903 40	219,820	957,900	956,606	126,609 24	18
671,589	670,188	29,235 27	1,533,182	1,530,337	35,621 35	19
94,029,761	91,942,115	13,691,704 45	121,273,739	99,872,231	97,392,212	15,474,068 82	

6-7 EDWARD VII., A. 1907

No. 10.—COMPARATIVE STATEMENT of the Value

PROVINCE OF

Number.	PORTS.	Fiscal Year ended June 30, 1903.				Exports.
		Exports.	Imports.	Entered for Con- sumption.	Duty.	
		§	§	§	§	
1	Amherst.....	349,103	417,424	417,576	72,698 99	328,681
2	Annapolis.....	223,659	79,113	79,303	6,512 37	273,999
3	Antigonish.....	12,938	29,521	29,521	7,780 57	15,749
4	Arichat.....	46,488	14,492	15,317	1,024 03	1,170
5	Baddeck.....	35,268	6,395	6,425	1,082 27	18,627
6	Barrington.....	4,895	3,634	3,635	569 22	3,062
7	Canso.....	133,491	18,819	18,899	1,787 27	174,778
8	Digby.....	125,722	36,594	36,609	3,461 80	115,426
9	Glace Bay.....					
10	Halifax.....	9,203,245	8,370,346	8,466,060	1,668,990 82	8,444,149
11	Kentville.....	54,659	191,310	191,336	20,386 51	62,681
12	Liverpool.....	133,076	28,422	28,826	2,497 05	165,340
13	Lockeport.....	54,467	3,858	4,641	489 84	39,089
14	Lunenburg.....	557,234	336,158	339,638	19,845 60	543,775
15	Middleton.....		23,445	23,445	4,753 71	
16	New Glasgow.....		379,071	379,410	53,793 27	
17	North Sydney.....	559,471	458,278	460,694	77,356 62	570,736
18	Parrsboro'.....	688,164	33,704	35,990	1,674 42	700,901
19	Pictou.....	171,827	212,816	212,847	12,334 77	12,456
20	Port Hawkesbury.....	244,890	13,631	13,745	1,338 82	170,986
21	Port Hood.....	19,246	27,427	27,444	5,863 82	61,530
22	Shelburne.....	309,104	11,539	11,539	1,227 67	54,516
23	Sydney.....	2,346,963	1,237,479	1,222,056	174,672 17	1,463,478
24	Truro.....		348,324	355,313	95,864 12	
25	Weymouth.....	176,338	24,354	24,802	2,358 23	217,616
26	Windsor.....	283,091	173,478	173,692	8,592 25	415,733
27	Yarmouth.....	1,363,680	685,817	690,091	59,524 07	1,495,894
	Total.....	17,096,839	13,167,649	13,268,854	2,306,480 28	15,289,772

PROVINCE OF

1	Bathurst.....		32,674	32,701	5,098 17	133,145
2	Campbellton.....	202,875	77,868	77,603	13,686 37	361,890
3	Chatham.....	960,333	116,431	116,019	10,320 09	658,377
4	Dalhousie.....	256,997	13,900	15,434	5,295 13	253,357
5	Fredericton.....	27,441	400,209	400,444	37,494 53	47,592
6	McAdam Junction.....	1,496,866	148,787	148,787	5,532 29	1,228,927
7	Moncton.....	481,240	508,805	509,257	53,754 48	392,373
8	Newcastle.....	569,407	27,435	27,698	8,337 91	562,116
9	Sackville.....	114,489	59,525	59,539	7,518 82	106,006
10	Saint John.....	13,318,058	6,663,679	6,495,639	1,174,220 73	13,548,041
11	Saint Stephen.....	364,695	724,003	745,964	46,602 30	556,101
12	Woodstock.....	139,453	183,215	185,426	23,752 34	82,778
	Total.....	17,931,854	8,956,531	8,814,511	1,391,613 16	17,930,703

SESSIONAL PAPER No. 11

of Exports and Imports at each Port, &c.—Continued.

NOVA SCOTIA.

Fiscal Year ended June 30, 1904.			Fiscal Year ended June 30, 1905.				Number.
Imports.	Entered for Consumption.	Duty.	Exports.	Imports.	Entered for Consumption.	Duty.	
£	£	£	£	£	£	£ c.	
550,983	551,016	82,414 16	332,339	594,080	594,496	89,949 65	1
33,366	95,478	6,102 02	193,488	69,778	71,050	6,064 32	2
28,413	28,413	5,695 57	9,505	23,989	23,989	6,571 13	3
3,100	1,565	244 67	2,360	5,150	6,817	575 20	4
3,424	3,474	711 55	12,750	4,531	4,531	955 81	5
6,318	6,276	540 69	7,969	7,939	647 62	6
64,991	49,135	4,960 76	127,764	63,973	79,806	12,746 96	7
36,240	36,240	3,490 17	146,285	34,173	34,298	3,582 79	8
.....	476,111	476,111	92,329 06	9
8,187,740	7,728,027	1,360,546 94	10,192,631	8,709,717	8,867,759	1,586,925 83	10
127,417	127,468	15,581 04	79,674	128,937	128,934	12,638 62	11
14,364	14,922	1,393 63	116,255	24,155	24,540	2,418 13	12
6,862	7,984	345 45	41,367	7,711	8,104	323 46	13
231,032	262,901	28,619 48	738,744	326,007	346,016	43,452 37	14
51,538	51,538	11,153 16	33,261	33,261	6,540 57	15
328,577	329,155	14,742 03	3,450	266,507	267,238	41,066 05	16
433,946	431,197	33,131 54	734,621	392,652	397,325	40,686 17	17
24,522	24,661	1,137 10	778,241	4,795	4,894	856 98	18
205,126	205,515	10,655 85	61,063	198,999	199,633	8,947 39	19
9,173	9,171	818 77	177,850	15,299	15,285	2,916 98	20
10,454	10,415	1,885 99	8,990	8,271	8,277	1,541 39	21
7,283	7,592	783 87	34,603	14,928	11,328	1,610 78	22
1,380,774	1,315,843	170,773 03	1,546,157	1,488,866	1,493,318	146,345 11	23
300,969	303,901	69,650 28	289,698	294,347	66,699 15	24
23,318	23,566	2,152 51	260,724	18,477	18,668	1,916 76	25
150,697	150,876	6,042 53	478,610	218,487	218,861	8,033 89	26
606,632	607,391	52,658 77	1,544,800	680,625	675,539	59,634 35	27
12,887,259	12,385,520	1,916,231 89	17,622,271	14,104,056	14,312,364	2,245,956 52	

NEW BRUNSWICK.

32,862	32,870	4,325 44	34,371	34,416	4,672 38	1
49,488	51,370	16,744 85	451,680	52,564	56,594	22,719 18	2
150,210	149,772	13,003 44	827,636	165,894	153,616	11,206 04	3
17,384	18,663	5,229 89	267,580	9,092	9,862	2,276 02	4
467,295	467,295	40,015 03	9,024	460,174	460,675	49,241 38	5
281,456	281,456	56,447 46	1,721,418	120,539	120,539	6,450 68	6
494,222	493,241	46,983 91	629,548	557,315	559,419	60,088 97	7
33,292	33,317	8,706 44	462,603	21,381	21,426	5,249 81	8
66,666	66,703	7,048 91	122,310	52,008	52,022	5,178 40	9
5,582,477	5,560,764	1,091,568 12	18,532,039	6,327,760	6,352,339	1,212,614 42	10
791,322	791,324	34,882 03	473,442	800,907	801,035	40,597 60	11
148,138	153,258	28,916 24	111,673	256,299	261,466	37,721 24	12
8,114,512	8,100,033	1,353,871 76	23,748,953	8,848,664	8,886,409	1,458,016 12	

6-7 EDWARD VII., A. 1907

No. 10.—COMPARATIVE STATEMENT (by Provinces) of the

PROVINCE OF

Number.	PORTS.	Fiscal Year ended June 30, 1904.			Fiscal	
		Exports.	Imports.	Entered for Con- sumption.	Duty.	Exports.
		£	£	£	£ c.	£
1	Grand Forks.....	32,063	410,917	416,325	60,059 15	766,891
2	Kaslo.....	1,853	49,426	49,630	7,782 05	2,646
3	Nanaimo.....	3,580,562	338,555	357,742	82,526 32	2,859,598
4	Nelson.....	1,398,663	704,036	709,710	143,817 25	1,115,189
5	New Westminster.....	3,017,716	966,129	970,585	184,830 53	2,711,422
6	Rossland.....	3,087,418	596,232	600,843	74,134 52	1,829,344
7	Vancouver.....	4,346,635	6,015,540	5,780,114	1,423,428 25	3,331,492
8	Victoria.....	1,071,418	2,998,453	2,931,578	747,833 82	2,061,390
	Total.....	16,536,328	12,079,088	11,816,527	2,724,411 89	16,677,882

PROVINCE OF

1	Brandon.....	5,080	992,533	991,236	125,295 72	10,475
2	Emerson.....					2,145,241
3	Winnipeg.....	1,044,556	13,242,027	13,243,842	2,599,961 52	419,344
	Total.....	1,049,636	14,234,560	14,235,078	2,725,257 24	2,575,060

PRINCE EDWARD

1	Charlottetown.....	695,299	558,672	563,079	139,193 96	644,032
2	Summerside.....	31,115	101,659	101,748	12,186 12	10,480
	Total.....	726,414	660,331	664,827	151,380 08	654,512

NORTHWEST TERRITORIES

1	Calgary.....		1,554,326	1,571,407	212,928 04	
2	Edmonton.....					
3	Lethbridge.....	114,459	1,217,089	1,218,314	144,648 19	211,654
4	North Portal.....					542,251
5	Regina.....	3,060,649	2,120,348	2,110,728	241,562 10	
6	Dawson.....	302,908	1,508,168	1,372,407	339,792 40	839,317
7	White Horse.....	11,944,346	487,975	487,863	77,378 34	9,540,557
8	Fullerton and Erick.....					
	Total.....	15,422,362	6,887,006	6,760,719	1,016,310 07	11,133,779

SESSIONAL PAPER No. 11

Value of Exports and Imports, at each Port, &c.—*Concluded.*

BRITISH COLUMBIA.

Year ended June 30, 1905.			Fiscal Year ended June 30, 1906.				Number.
Imports.	Entered for Consumption.	Duty.	Exports.	Imports.	Entered for Consumption.	Duty.	
\$	\$	\$ c.	\$	\$	\$	\$ c.	
818,886	822,232	100,760 86	3,563,214	802,268	807,354	112,883 61	1
91,193	91,193	9,128 89	441,947	73,578	73,578	4,545 77	2
381,818	381,361	78,911 82	3,687,390	772,881	775,285	82,581 21	3
899,257	904,063	175,122 09	1,214,655	1,082,421	1,084,246	221,586 04	4
896,240	896,175	162,399 96	5,152,115	928,206	913,884	187,249 65	5
362,710	363,674	56,098 21	507,624	470,353	471,424	56,340 76	6
6,147,861	6,106,952	1,505,706 92	7,283,155	8,254,412	8,193,647	1,862,278 64	7
2,967,054	2,926,478	724,685 12	967,478	3,334,460	3,265,002	809,339 98	8
12,565,019	12,492,068	2,812,813 37	22,817,578	15,718,579	15,584,420	3,336,805 66	

MANITOBA.

883,644	889,036	140,200 39	13,301	1,104,946	1,111,152	192,555 68	1
495,810	494,850	23,296 60	1,603,047	416,288	415,708	37,251 97	2
12,932,139	12,898,493	2,704,232 69	318,815	17,556,273	17,590,366	3,620,072 03	3
14,311,593	14,282,379	2,867,729 68	1,935,163	19,077,507	19,117,226	3,849,879 68	

ISLAND.

505,642	502,308	110,997 16	755,008	453,890	457,516	87,560 44	1
88,138	88,063	10,811 84	36,853	81,366	81,301	11,090 81	2
593,780	590,371	121,839 00	791,861	535,256	538,817	98,651 25	

AND YUKON.

1,005,199	1,014,233	194,942 14	1,375,097	1,386,497	281,926 87	1
291,690	296,961	57,934 87	462,195	469,833	104,316 04	2
1,021,745	1,023,502	124,358 55	329,217	971,879	971,971	134,213 07	3
1,238,788	1,238,788	58,328 33	540,370	2,537,148	2,537,148	89,137 03	4
649,819	644,423	106,606 96	799,117	798,388	144,086 61	5
1,274,708	1,192,362	240,554 66	405,512	951,947	922,579	224,506 78	6
309,125	309,586	53,091 49	7,596,720	359,673	360,027	59,214 88	7
620	620	462 19	8
5,791,694	5,720,475	836,279 19	8,871,819	7,457,056	7,446,443	1,037,400 68	

6-7 EDWARD VII., A. 1907

No. 10.—COMPARATIVE STATEMENT (by Provinces) showing the Value of Exports, of collected by the Dominion of Canada, during the Fiscal

Number.	PROVINCES.	Fiscal Year ended June 30, 1904.				Fiscal
		Total Exports.	Total Imports.	Entered for Consumption.	Duty.	Total Exports.
		§	z	z	§ cts.	§
1	Ontario	41,941,605	108,172,594	106,923,369	16,328,785 68	46,618,115
2	Quebec	102,816,197	95,046,849	88,973,252	14,308,671 54	92,437,049
3	Nova Scotia	17,096,839	13,167,649	13,268,854	2,306,480 28	15,289,772
4	New-Brunswick	17,931,854	8,956,531	8,814,511	1,391,613 16	17,930,703
5	Manitoba	1,049,636	14,234,560	14,235,078	2,725,257 24	2,575,060
6	British Columbia	16,536,328	12,079,088	11,816,527	2,724,411 89	16,677,882
7	Prince Edward Island	726,414	660,331	664,827	151,380 08	654,512
8	Northwest Territories	3,175,108	4,891,763	4,900,449	599,138 33	753,905
9	Yukon District	12,247,254	1,995,243	1,860,270	417,171 74	10,379,874
10	Northeast Territories					
	Total	213,521,235	259,204,608	251,457,137	40,952,909 94	203,316,872
	British prepaid postal parcels; duty received through P. O. Department		7,195	7,195	1,439 20	
	Grand total	213,521,235	259,211,803	251,464,332	40,954,349 14	203,316,872

SESSIONAL PAPER No. 11

Total Imports and of Imports entered for Consumption, and the Amount of Duty Years ending respectively on June 30, 1904, 1905 and 1906.

Year ended June 30 1905.			Fiscal Year ended June 30, 1906.				Number.
Total Imports.	Entered for Consumption.	Duty.	Total Exports.	Total Imports.	Total Entered for Consumption.	Duty.	
\$	\$	\$ cts.	\$	\$	\$	\$ cts.	
118,526,380	116,398,474	18,421,046 61	59,725,246	128,654,267	126,064,517	19,166,642 30	1
94,029,761	91,942,115	13,691,704 45	121,273,739	99,872,231	98,392,212	15,474,068 82	2
12,887,259	12,385,520	1,916,231 89	17,622,271	14,104,056	14,312,364	2,245,956 52	3
8,114,812	8,100,033	1,353,871 76	23,548,953	8,848,664	8,886,409	1,458,016 12	4
14,311,593	14,282,379	2,867,729 68	1,935,163	19,077,507	19,117,226	3,849,879 68	5
12,565,019	12,492,068	2,812,813 37	22,817,578	15,718,579	15,584,420	3,336,805 66	6
593,780	590,371	121,839 00	791,861	535,256	538,817	98,651 25	7
4,207,241	4,217,907	542,170 85	869,587	6,145,436	6,163,837	753,679 02	8
1,583,833	1,501,948	293,646 15	8,002,232	1,311,620	1,282,606	283,721 66	9
620	620	462 19	10
266,820,298	261,911,435	42,021,515 95	256,586,630	294,267,616	290,342,408	46,667,421 03	
14,119	14,119	2,823 97	18,399	18,399	3,680 15	
266,834,417	261,925,554	42,024,339 92	256,586,630	294,286,015	290,360,807	46,671,101 18	

SESSIONAL PAPER No. 11

	2000	1900	1892	2	182
Carpet sweepers.....		449	242		1,461
Cash registers.....		92	395	126	271
Cellophoid, manufactures of.....	3,070	58,670	19,766	6,797	56,620
Cement.....	7	1,763	383	582	569
Chalk, prepared.....		597	1,206		
Charcoal.....	7	2,960	1,034	38	38
Chicory.....	26	516	62	333	220
Church vestments.....	74	1,194	1,034	4,462	7,376
Cider.....		226	15	9,860	560
Clocks, clock cases, springs and movements.....	617	4,489	4,022	347	20
Clothes wringers.....	3	820	125	3,301	4,811
Cloths, not rubbered or made waterproof, for manufacturers.....				3,423	27
Coal, bituminous, and dist.....	57,335	1,139	246,025	174,171	42,172
Coca carpeting mats and matting.....		32	118	297	19
Cocoa nuts.....		22,713	48		
Cocoa desiccated.....	43	51	2,172		
Cocoa paste, chocolate paste, shells, nibs and other preparations.....	676	1,589	16,830	1,300	10,049
Coffee, all kinds, N.E.S. (see Free Goods).....	26	4,622	1,695	8,405	375
Collars.....	637	4,196	1,867	6,067	2,272
Combs, dress and toilet.....	129	3,169	7,127	4,448	9,319
Copper and manufactures of.....	336	5,545	10,672	2,773	1,460
Cordage of all kinds.....	1,905	1,314	2,902	25,148	11,974
Cork and other manufactures of cork wood.....	232	1,136	36	100,399	161
Corsets, clasps, &c.....	51	1,899	489	34,817	7,638
Costumes and scenery, theatrical.....	200	260	634	2,841	2,549
Cotton, manufactures of.....	33,828	121,941	291,752	106,550	253,272
Crape, black.....		665	302	6,399	2,114
Cuffs.....		269	69	3,668	281
Curtains, made up.....	2,519	10,432	19,125	8,708	11,433
Cyclometers and pedometers.....				59	
Dressing, harness and leather.....	7,003	68,902	39,594	930,440	31,829
Drugs, dyes, chemicals, mellicins.....	3,368	36,291	62,459	29,950	59,658
Earthenware and china.....		19,260	52	1,138	
Eggs.....	52	2,189	2,749	36,790	7,314
Elastic.....	476	169	1,066	1,275	190
Electric light carbons and points.....	3,279	19,908	48,194	4,121	51,872
Electric apparatus, motors, &c.....	15	591	2,629	2,746	1,032
Embroideries, N.E.S.....	15	91	1,024	466	513
Emery wheels and manufactures of emery.....	6,934	125	637	11,828	1,462
Express parcels.....	12,265	16,999	37,068	31,198	20,645
Fancy goods.....	6,909	38,693	79,278	940,321	68,730
Feathers, bed, &c.....		5	368	13,015	252
Featherbone.....		12	65	1,986	2,563
Fertilizers.....		229	267	13,997	694
Fibreware, N.E.S.....		33	1,477	4,594	72
Fireworks.....					
Fish (see Free Goods).....	4,605	12,876	17,998	16,465	9,750
Flax, hemp, jute, and manufactures of.....	926	57,806	64,395	47,228	63,436
Foundry facings.....	31	115	628	10,372	143
Fruits and nuts (see Free Goods).....	59,218	192,368	190,549	983,321	52,897

SESSIONAL PAPER No. 11

11	Mincilage.....	157	44	1,135	506	507	3,549	650	559
	Musical instruments.....		2,142	5,962	4,031	2,614	96,292	22,172	5,834
	Mustard and mustard cake.....	907	1,011	3,030	6,312	4,540	31,712	4,534	4,540
	Oils, all kinds, N. E. S.....	18,789	3,056	203,979	67,634	28,179	783,302	41,434	17,939
	Oiled cloths, of all kinds, cork matting and linoleum.....	7,071	6,794	20,269	23,896	33,830	212,069	17,885	41,849
	Optical, philosophical, photographic and mathematical instruments.....	363	2,137	4,432	8,547	2,027	104,978	7,274	1,550
	Packages.....	2,144	8,950	17,437	50,482	13,871	250,940	21,885	71,130
	Paints and colours.....	4,753	586	89	53,884	22,678	618,927	23,301	3,800
	Paper and manufactures of.....	75,694	13,711	9,401	47,698	151,960	806,929	70,673	41,073
	Pencils, lead.....	704	32	2,807	7,736	2,981	49,798	3,932	3,670
	Pens, penholders and rulers.....	412	246	3,744	3,229	1,612	82,642	2,274	1,174
	Perfumery, non-alcoholic.....	289	873	2,780	2,264	2,213	50,116	1,618	2,804
	Photographic dry plates.....		73	20	396	77	16,673	26	
	Photographic and photograph frames.....		432	1,445	1,549	1,206	23,997	2,566	1,347
	Picture and photograph frames.....	797	432	1,445	1,549	1,206	23,997	2,566	1,347
	Pickles.....	649	1,476	16,849	7,357	15,579	37,015	5,910	4,933
	Plants and trees.....	281	3,780	584	4,886	1,743	8,720	2,506	732
	Plaster of Paris.....		2,740	52			34	71	88
	Plates, engraved on wood or metal.....		993	143	4,906	2,662	59,830	11,443	179
	Pocketbooks, purses.....	648	65	3,179	3,086	1,295	18,760	1,018	3,941
	Polish or composition, knife or other.....	508					406		
	Ponades.....	4,430	18,784	4,296	19,507	11,904	45,557	20,618	9,652
	Post office parcels.....			400	1,322	40,574	717	428	428
	Precious stones, N. E. S.....			200	5,653	6,333	87,790	16,060	7,480
	Printing presses and machines and parts of.....	1,909	1,932	400	5,110	6,333	87,790	16,060	7,480
	Provisions, viz.—								
	Butter, cheese and lard.....								
	Meats, all kinds.....	162	9,221	18,292	47,236	20,626	86,306	15,322	13,908
	Regalia and badges.....	30	74,049	90,230	97,752	30,344	248,516	190,024	130,450
	Ribbons, N. E. S.....	3,698	434	87	166	168	2,719	97	125
	Rove, imported for the manufacture of twine for harvest binders.....		2,233	27	13,646	20,826	39,567	19,088	20,731
	Railway and travelling rugs.....		671	1,217	1,340	3,818	14,477	919	2,186
	Sails.....		1,505	196	507	502	1,669	315	23
	Salt (see Free goods).....	282							
	Sand, glass, emery and flint paper.....	557	26	1,175	4,845	2,127	30,609	2,142	3,616
	Sauces, catsups and soy.....	337	1,482	5,373	3,626	2,291	23,433	2,843	1,199
	Sausage casings, cleaned.....	837	1,912	678	2,297	1,292	22,099	3,163	86
	Seeds, N. E. S.....	920	1,430	1,290	13,229	12,572	65,671	16,090	46,524
	Ships and vessels and repairs on.....			1,290	8,500	2,000	13,000	13,000	
	Signs of any material and letters for signs.....	23	248	665	1,908	1,211	23,464	1,517	1,097
	Silk and manufactures of.....	8,530	3,819	32,766	49,168	66,789	1,208,988	55,999	79,156
	Slate.....	2,373		1,259	7,352	11,058	3,366	557	
	Soaps.....	1,919	5,086	1,327	17,959	19,753	177,023	9,850	7,260
	Spices.....	178	946	126	18,754	66,474	23,179	4,804	5,116
	Spirits.....	3,729	23,672	14,326	141,199	22,192	749,392	59,451	158,606
	" wine, not sparkling.....	753	2,305	2,630	14,294	3,529	191,997	11,861	32,538
	" " sparkling.....	52	5,042	4,176	1,794	1,577	173,810	2,179	1,931
	Sponges.....	57	289	404	1,733	908	16,721	933	605
	Starch.....			1,000	1,676	3,074	13,137	1,428	767
	Stearic acid.....						618		
	Stockineties for manufacture of rubber boots.....						25,132		

SESSIONAL PAPER No. 11

Mustard and mustard cake.....	3,491	6,493	4,586	26,134	4,586	2,484	380	14,850
Oils, all kinds, N.E.S.....	117,341	6,493	73,087	449,299	73,087	46,447	37,819	286,837
Oil-cloths, of all kinds, cork matting and linoleum.....	21,138	60	33,093	11,239	33,093	11,239	4,727	109,199
Optical, philosophical, photographic and mathematical instruments.....	4,283	167	6,749	151,661	6,749	1,687	657	29,792
Packages.....	707	1,792	54,657	77,199	54,657	44,076	3,255	97,676
Paints and colours.....	19,035	2,661	9,133	218,672	9,133	30,845	24,048	37,258
Paper and manufactures of.....	58,217	2,343	77,055	1,163,935	77,055	42,922	36,523	280,158
Pencils, lead.....	5,228	4	3,881	65,680	3,881	358	180	19,334
Pens, penholders and rulers.....	2,321	25	1,796	61,872	1,796	556	258	11,751
Perfumery, non-alcoholic.....	2,045	62	6,637	30,431	6,637	573	2,295	8,672
Photographic dry plates.....	45	115	1,418	34,938	1,418	766	2,534
Picture and photograph frames.....	499	47	2,043	44,001	2,043	878	4,871	6,104
Pickles.....	16,289	2,145	19,678	47,480	19,678	4,803	2,470	19,470
Plants and trees.....	61	320	22,823	14,165	22,823	3,547	2,007	4,927
Plaster of Paris.....	325	3,805	299	3,805	934	70	21,630
Plates, engraved on wood or metal.....	27	1,729	80	604	12
Pocket books, purses.....	69	55	80,330	6,422	80,330	3,911	353	18,480
Polish or composition, knife or other.....	135	169	15,013	2,484	15,013	622	1,763	2,781
Ponades.....	61	2,242	2,996
Post office parcels.....	949	105,888	19,320	105,888	21,931	3,988	46,055
Precious stones, N.E.S.....	5,186	1,300	32,069	1,300	575	1,187
Printing presses and machines and parts of.....	742	15	4,364	167,699	4,364	4,446	619	49,313
Provisions, viz.:—
Butter, cheese and lard.....	10,906	49,673	4,811	96,731	4,811	35,284	4,513	125,831
Meats, all kinds.....	33,404	81,353	6,222	127,794	6,222	100,592	8,581	253,486
Regalia and badges.....	211	86	60	2,591	59	315	63	1,240
Ribbons, N.E.S.....	323	36,498	168	433,087	19,257	7,376	286	89,447
Rope, imported for the manufacture of twine for harvest binders.....
Railway and travelling rugs.....	25	8,849	1,119	1,119	197	7,378
Sails.....	383	150	3,283	1,115	729	850	210
Salt (see Free Goods).....	323	1,248	1,533	16,964	1,533	306	687	3,599
Sand, glass, emery and flint paper.....	253	3,497	30,639	12,923	30,639	164	13,362
Sausages, catsup and soy.....	2	3,073	215	13,737	2,072	1,295	297	2,872
Sausage casings, cleaned.....	11	3,394	1,074	104,230	8,183	14,833	16,072	4,068
Seeds, N.E.S.....	122	8,800	873	33,000	1,120	23,710	4,360
Ships and vessels and repairs on.....	140	615	72	16,696	2,808	686	1,056	5,381
Signs of any material and letters for signs.....	568	68,758	45,736	2,044	2,044	46,932	12,739	209,638
Silk and manufactures of.....	3,310	400	49,963	964	50	1,425	5,714
Slate.....	240	12,617	743	130,618	34,098	13,004	8,421	31,282
Spices.....	12,382	1,420	103	67,249	10,192	4,629	504	19,860
Spirits.....	835	182,389	5,197	176,617	91,364	128,499	2,966	130,737
" wine, not sparkling.....	124	7,663	443	37,291	30,638	20,546	716	20,336
" " sparkling.....	970	3	6,807	6,807	33,419	211	16,233
Sponges.....	202	46	27,586	615	471	40	2,714
Starch.....	49	4,330	198	4,519	1,426	1,176	600	1,262
Stearic acid.....	214	11	48
Stochimetics for manufacture of rubber boots, &c.....	11,681	9,637	3,035
Stone and manufactures of.....	709	4,322	60,263	2,310	674	23,198
Straw.....	61	1,917	26,961	7,970	2,288	2,748

6-7 EDWARD VII., A. 1907

Imports for Consumption by Ports—Continued.

Dutiable Goods.	Brantford		Calgary.		Dawson.		Halifax.		Hamilton.		London.		Montreal.		Ottawa.		Quebec.		
	Value	%	Value	%	Value	%	Value	%	Value	%	Value	%	Value	%	Value	%	Value	%	
Stone and manufactures of.....	339	225	13	1,556	17,314	8,288	126,614	12,894	1,859	126,614	8,288	12,894	1,859	126,614	8,288	12,894	1,859	126,614	8,288
Straw.....	23	1	238	759	18,734	874	13,734	424	196	13,734	874	424	196	13,734	874	424	196	13,734	874
Sugars and syrups.....	1,108	1,082	5,298	2,401,731	9,248	4,465	5,915,237	8,424	142,592	5,915,237	4,465	8,424	142,592	5,915,237	4,465	8,424	142,592	5,915,237	4,465
" molasses.....	1,293	800	2,695	107,813	3,164	2,725	617	21,658	21,658	3,164	2,725	617	21,658	3,164	2,725	617	21,658	3,164	2,725
" candy and confectionery.....	1,596	13	2,023	9,124	8,939	8,864	100,889	2,478	6,984	8,864	100,889	2,478	6,984	8,864	100,889	2,478	6,984	8,864	100,889
" glucose, saccharine, maple sugar and syrup.....	1,301	1,301	49	11	433	8,397	2,691	1,544	1	2,691	8,397	2,691	1,544	1	2,691	8,397	2,691	1,544	1
Tallow.....	297	297	148	472	1,017	370	9,919	262	608	9,919	370	262	608	9,919	370	262	608	9,919	370
Tape lines.....	1,010	612	318	4,097	6,871	3,873	40,872	4,353	1,649	40,872	3,873	4,353	1,649	40,872	3,873	4,353	1,649	40,872	3,873
Tea (see Free Goods).....	56	6,184	40,888	24,281	3,367	1,289	233,110	3,497	15,823	233,110	1,289	3,497	15,823	233,110	1,289	3,497	15,823	233,110	1,289
Teeth, artificial.....	97	96	134	5,262	1,236	486	7,374	1,800	1,800	7,374	486	1,800	1,800	7,374	486	1,800	1,800	7,374	486
Tin and manufactures of.....	2,360	2,360	19,092	16,570	17,626	263,737	9,691	3,500	3,500	263,737	9,691	3,500	3,500	263,737	9,691	3,500	3,500	263,737	9,691
Tinware and manufactures of.....	100	813	1,737	1,022	1,600	29,432	3,543	4,500	4,500	29,432	3,543	4,500	4,500	29,432	3,543	4,500	4,500	29,432	3,543
Tobacco and manufactures of.....	229	90	163	1,094	2,411	2,411	8,474	802	174	8,474	2,411	802	174	8,474	2,411	802	174	8,474	2,411
" pipes.....	144	202	6	762	1,459	1,207	8,733	2,300	1,795	8,733	1,207	2,300	1,795	8,733	1,207	2,300	1,795	8,733	1,207
Trawls and trawling spoons.....	357	256	390	3,255	3,029	733	24,639	2,504	2,422	24,639	733	2,504	2,422	24,639	733	2,504	2,422	24,639	733
Turpentine, spirits of.....	1,536	106	5	3,611	7,339	2,814	42,776	2,941	4,525	42,776	2,814	42,776	2,941	42,776	2,814	42,776	2,941	42,776	2,814
Varnish, lacquers, japans, &c.....	3,632	12,718	35,460	26,109	12,233	5,097	206,605	16,538	6,633	12,233	5,097	206,605	16,538	12,233	5,097	206,605	16,538	12,233	5,097
Vegetables.....	83	575	122	405	1,120	307	5,741	401	674	5,741	307	5,741	401	5,741	307	5,741	401	5,741	307
Vinegar.....	377	243	3,126	2,838	20,801	10,283	591,758	1,044	466	591,758	10,283	1,044	466	591,758	10,283	1,044	466	591,758	10,283
Watches, watch cases, movements, glasses, &c.....	161	122	36	882	26,818	423	39,736	739	4,337	39,736	423	739	4,337	39,736	423	739	4,337	39,736	423
Wax and manufactures of.....	1,137	1,137	129	93	299	198	1,896	15	373	1,896	198	1,896	15	1,896	198	1,896	15	1,896	198
Webbing.....	11,493	12,612	6,780	20,064	51,131	32,295	197,797	30,017	21,666	197,797	32,295	30,017	21,666	197,797	32,295	30,017	21,666	197,797	32,295
Whips, thongs and lashes.....	36,137	23,328	19,733	256,339	739,174	355,697	2,533	316	439,333	256,339	355,697	2,533	316	439,333	256,339	316	439,333	256,339	316
Willow and osiers.....	293	293	127	4,775	558	299	7,075	739	4,264	7,075	299	739	4,264	7,075	299	739	4,264	7,075	299
Window cornices and cornice poles.....	1,353,769	1,004,679	733,750	5,340,931	6,633,423	3,336,896	50,490,006	3,331,969	3,945,896	50,490,006	3,336,896	3,331,969	3,945,896	50,490,006	3,336,896	3,331,969	3,945,896	50,490,006	3,336,896
Wood and manufactures of.....	11,493	12,612	6,780	20,064	51,131	32,295	197,797	30,017	21,666	197,797	32,295	30,017	21,666	197,797	32,295	30,017	21,666	197,797	32,295
Window shades and rollers.....	36,137	23,328	19,733	256,339	739,174	355,697	2,533	316	439,333	256,339	355,697	2,533	316	439,333	256,339	316	439,333	256,339	316
Wool and manufactures of.....	293	293	127	4,775	558	299	7,075	739	4,264	7,075	299	739	4,264	7,075	299	739	4,264	7,075	299
Zinc and manufactures of.....	1,353,769	1,004,679	733,750	5,340,931	6,633,423	3,336,896	50,490,006	3,331,969	3,945,896	50,490,006	3,336,896	3,331,969	3,945,896	50,490,006	3,336,896	3,331,969	3,945,896	50,490,006	3,336,896
Damaged goods.....	1,353,769	1,004,679	733,750	5,340,931	6,633,423	3,336,896	50,490,006	3,331,969	3,945,896	50,490,006	3,336,896	3,331,969	3,945,896	50,490,006	3,336,896	3,331,969	3,945,896	50,490,006	3,336,896
Total dutiable goods.....	1,353,769	1,004,679	733,750	5,340,931	6,633,423	3,336,896	50,490,006	3,331,969	3,945,896	50,490,006	3,336,896	3,331,969	3,945,896	50,490,006	3,336,896	3,331,969	3,945,896	50,490,006	3,336,896

SESSIONAL PAPER No. 11

IMPORTS for Consumption by Ports.—Continued.

Dutiable Goods	Imports for Consumption by Ports.—Continued.									
	St. John, N.B.	St. John, Que.	Sydney.	Toronto.	Vancouver.	Victoria.	Windsor, Ont.	Winnipeg.	%	%
Sugars and syrups.....	160,932	6,026	107	59,870	1,439,560	5,329	1,911	13,212	1,911	13,212
" molasses.....	141,347	70		6,750		1,932		12,512		12,512
" candy and confectionery.....	11,460		786	74,439	18,545	7,898	620	30,642		30,642
Sugar glucose, saccharine, maple sugar and syrup.....	51		14	25,987	900	336	320			3
Tallow.....	8				19	173		1,785		1,785
Tape lines.....	329		23	6,567	807	248		6,346		6,346
Tea (see Free Goods).....	2,394			977	1,506	584	641	1,088		1,088
Tooth, artificial.....										
Tin and manufactures of.....	87	4,670	36	36,398	20,070	1,917	8,210	14,357		14,357
Tobacco and manufactures of.....	198	4,137	161	109,926	148,659	38,775	2,851	54,552		54,552
" pipes.....	13,487	1	18	118,713	13,428	3,793	27	16,068		16,068
Trawls and trawling spoons.....	2,103		209	21,810	4,209	1,036		1,416		1,416
Trunks, valises, hat boxes, &c.....	87	33	155	31,813	3,229	1,797	744	5,132		5,132
Turpentine, spirits of.....	10,802		216	181,335	1,873	1,910	18,013	38,179		38,179
Tyines and manufactures of.....	1,756	386	36	13,638	739	283	101	4,630		4,630
Umbrellas, parasols and sunshades.....	765	1,431	73	11,962	5,263	1,937	154	6,416		6,416
Unenumerated articles.....	33	4,842	298	31,472	4,908	2,237	1,900	9,693		9,693
Varnish, lacquers, japans, &c.....	31	2,132	749	51,916	1,307	1,884	254	3,001		3,001
Vegetables.....	8,241	22,356	26	159,234	63,445	19,850	6,101	76,928		76,928
Vinegar.....	219	219	13	7,647	9,423	3,638		1,071		1,071
Watches, watch cases, movements, glasses, &c.....	97	933	109	257,800	3,093	2,808	70	28,045		28,045
Wax and manufactures of.....	3	663	13	13,411	1,013	365	936	728		728
Weaving.....	153	597		46,140	447	716	348	2,327		2,327
Whips, thongs and lashes.....	5			1,888	513	68		973		973
Willow and osiers.....										
Window cornices and cornice poles.....	371			5,483	520	192	73	425		425
Wood and manufactures of.....	13,897	20,808	1,762	276,923	54,455	36,010	33,200	347,155		347,155
Window shades and rollers.....	33	593	13	38,005	548	62	354	858		858
Wool and manufactures of.....	4,249	314,974	16,955	5,240,016	249,140	160,411	43,044	1,015,839		1,015,839
Zinc and manufactures of.....	405			4,167	797	323	22	908		908
Damaged goods.....										1,941
Total dutiable goods.....	1,380,619	614,445	550,782	36,218,342	6,518,608	2,569,678	2,841,688	13,388,075		13,388,075

6-7 EDWARD VII., A. 1907

Imports for Consumption by Ports—Continued.

	Brantford	Calgary	Dawson	Halifax	Hamilton	London	Montreal	Ottawa	Quebec
	%	%	%	%	%	%	%	%	%
FREE GOODS.									
PRODUCE OF THE MINE.									
Clay	2,206		9	728	12,592	1,217	48,166	8,587	1,190
Coal, anthracite	135,740	70		121,173	187,227	330,340	1,329,320	587,346	207,241
Minerals	340			15	20	1,173	28,354		
Ores	192			8,580			2,375	20	
Precious stones, not polished	380	106	25,977	89,239	164,776	2,837	592,526	7,381	53
Salt				40,747	739	31	116,861	25	41,722
Whiting	9,277	47		6,318	13,248	4,639	56,880	1,355	914
Other articles								9,976	3,492
Total	148,135	223	25,986	259,611	687,325	349,233	2,204,888	615,073	257,612
FISHERIES.									
Fish of all kinds				1,019,932			11,863		105
" oil				12,041		28	29,397		20
Other articles				16,085		49	904	142	39
Total				1,048,058		77	42,164	142	164
FOREST.									
Gorkwood				2,309	384		25,003		
" bark							94		
Ivory nuts							1,992		
Logs, round, and unmanufactured timber				32,729		3,336	1,833		1,589
Lumber and timber, planks, &c., sawed, not shaped	66,806	4,078	5,526	31,525	122,516	127,042	756,302	52,792	96,630
Other articles	777			1,001	10,429	83,216	24,608	15,044	307
Total	67,583	4,078	5,526	67,564	133,829	213,594	810,432	67,836	98,526
ANIMALS AND THEIR PRODUCTS.									
Animals for improvement of stock	25,491	10,710	25	1,045	19,931	25,969	209,588	1,739	37,846
Bristles				4	29,326	8,300	7,804	32	143
Fur skins, not dressed		202	9,462	6,229	29,836	5,245	1,935,588	51,932	344,097
Grease	512	3,367		2,975	25,642	9,767	9,817	543	4,151
Hides and skins, undressed	4,116			24,078	157,035	47,365	1,360,711	86	535,325

SESSIONAL PAPER No. 11

Silk, raw	6,621	27	9,499	2,590	349	283,017	178,924	611	
Wool	172	12		8,228	32,751	116,889	3,358	3,229	
Other articles					4,626	112,204			
Total	36,912	14,306	9,499	45,149	299,496	4,035,548	236,614	925,492	
AGRICULTURAL PRODUCTS.									
Broom corn	568			613	18,812	4,732	3,429	5,152	
Fibres, Mexican and vegetable	969			1,615	5,189	2,054	230		
Fruits, green	31,642	44	1,069	67,033	58,175	264,416	79,916	36,694	
Hemp, undressed	161,631			137,566	390,648	3,900,648			
Indian corn	62,120		11	108,191	46,294	26,277	15,997	81,984	
Seeds	3			449	1,092	1,460,113	489	129	
Tobacco leaf for excise purposes	25,523	3,763		1,997	180,706	264,741		53,064	
Other articles	109,465	492		372,217	5,058	1,531,879	6,545	1,815	
Total	391,921	4,251	1,110	689,681	323,326	6,358,259	106,606	178,748	
MANUFACTURED AND PARTIALLY MANUFACTURED ARTICLES.									
Bells for churches		116		235	941	26,135	821	23,946	
Bolting cloth	172				302	546	52	216	
Cotton wool and waste	11,125		190	160,719	657,534	2,147,778	57,906	816,215	
Drugs and chemicals	24,569	8,184	205	113,906	128,214	1,130,480	81,268	37,406	
Rubber for belting and hose			2,480			40,772			
Fish hooks, nets, seines, &c.				78,232	6,472	217	3,223	12,208	
Gutta percha, crude, rubber, &c.	1,042			151	32,308	992,464	7,737		
Junk and oakum	4			6,684	1,011	11,558	1,903	3,012	
Metals—									
Brass	2,725			5,053	78,586	66,943	433,920	1,873	
Copper	4,686			9,007	132,179	65,435	2,148,687	30,171	
Iron and steel	31,537	85,746	17,959	82,729	187,929	1,227,254	82,898	148,393	
Tin	488			443,343	101,790	903,484	2,318	22,948	
Zinc	11,186	33		13,360	2,463	16,269	190,220	10,675	
Other	134	2,700		16,851	30,168	1,263	182,638	626	
Newspapers and magazines	48		8	781	89	501	87,996	317	
Oil, cake meal and cotton-seed cake and meal				905	1,113	3,890	2,129	42	
Oil, coconut and palm				6	434	3,313	23,319	8	
Roch and tar, pine	5			2,829	117	3,588		270	
Plaits, straw, Tuscan and grass	1,935			884	827	8,668	291,999	730	
Rags	4			165	438	313	124,673	1,641	
Resin or rosin	6,021	4,374		3,716	15,391	2,421	76,994	14,659	
Veneers of ivory									
Other articles	92,126	68,525	713	381,155	731,428	1,957,941	173,428	163,230	
Total	188,040	173,370	21,679	973,800	2,451,587	11,756,787	441,121	1,297,325	

6-7 EDWARD VII., A. 1907

Imports for Consumption by Ports *Continued.*

FREE GOODS.	Sault Ste. Marie.	St. John, N.B.	St. Johns, Que.	Sydney.	Toronto.	Van.ouver.	Victoria.	Windsor.	Winnipeg.
	Y.	Y.	Y.	Y.	Y.	Y.	Y.	Y.	Y.
PRODUCE OF THE MINE.									
Clay.....	8,916	2,190	18,593	46,488	18,818	1,324	163	1,016	1,438
Coal, anthracite.....	65,039	229,014	699,843	4,745	2,130,151	117,661	35,243
Minerals.....	3,870	6,903	839	198	88	9
Ores.....	693,913	1,233	1,065	461,225	475	26
Precious stones, not polished.....	2,331	23,322	39,647	30,160	52,331
Salt.....	17,150	1,186	1,186	41	25,898	10,618	27
Whiting.....	687	18	3,021	12	307	2,007
Other articles.....	743	5,129	8,695	11,057	466,381	433	3,678	11,980	2,287
Total.....	770,384	285,425	732,602	554,701	2,618,820	68,628	45,324	131,163	93,942
FISHERIES.									
Fish of all kinds.....	2,060	2,090	214
Fish oil.....	2,720	12,256
Other articles.....	664	59	51	62
Total.....	4,780	2,090	13,134	59	51	62
FOREST.									
Corkwood.....	70	16,546
Corkwood bark.....
Ivory nuts.....	50	1,871	6,891	6,796	42,468
Logs, round, and manufactured timber.....	5,586	514	516,360	32,852	7,580	116,259	332,905
Lumber and timber, planks, &c., sawn, not shaped.....	17,998	64,406	93,891	9,974	47,868	200	200	106,459	90,495
Other articles.....	8,046	400
Total.....	31,630	61,476	94,715	9,974	610,824	35,069	14,083	230,014	465,898
ANIMALS AND THEIR PRODUCE.									
Animals for improvement of stock.....	70	36,336	1,042	59,386	7,761	983	19,860	66,648
Bristles.....	30,024	32,497	3	16,731
Fur skins, not dressed.....	513	1,985	34	774,280	901	22,023	47,544
Grease.....	2,420	8,274	54,647	2,620	6,393	8,841
Hides and skins, undressed.....	113,222	18,851	2,692,074	13	4,975	184

IMPORTS for Consumption by Ports—Continued.

FREE GOODS.	Brantford		Calgary		Dawson		Halifax		Hamilton		London		Montreal		Ottawa		Quebec		
	£	%	£	%	£	%	£	%	£	%	£	%	£	%	£	%	£	%	
MISCELLANEOUS ARTICLES.																			
Articles for the Dominion Government.....	19		435		389		120,422		2,377		2,036		316,611		414,933		487,012		
" army and navy.....							2,885						178,251		22,676		2,287		
Coffee, green (see Dutiable).....							9,121		64,965		29,301		8,609		25		247		
Models of inventions.....	501								1,426		10								
Settlers' effects.....	31,726		165,875		1,061		21,909		99,354		57,691		326,697		85,715		1,873,011		
Tea (see Dutiable).....	7,422		18,358				225,875		148,354		72,397		765,076		55,458		51,392		
Coin and ballion.....					119,977		15,698		107,766		3,848		2,536,723		1,062		329		
Other articles.....	6,785		344		3,002		47,025		20,447		12,751		991,665		35,754		18,803		
Total.....	46,453		185,590		125,029		412,935		443,269		158,141		5,123,596		615,623		2,433,101		
Total Free.....	879,044		381,818		188,829		3,525,828		4,341,032		2,032,404		30,331,674		2,083,015		5,190,878		
" Dutiable.....	1,353,769		1,004,679		733,750		5,340,431		6,633,423		3,336,896		50,490,066		3,331,969		3,945,896		
Grand total.....	2,232,813		1,386,497		922,579		8,866,259		10,974,455		5,369,290		80,821,740		5,414,984		9,136,774		

SESSIONAL PAPER No. 11

IMPORTS for Consumption by Ports—Continued.

FREE GOODS.	Sault Ste. Marie.	St. John, N.E.	St. John, Que.	Sydney.	Toronto.	Vancouver.	Victoria.	Windsor, Ont.	Winnipeg.
	%	%	%	%	%	%	%	%	%
MISCELLANEOUS ARTICLES.									
Articles for the Dominion Government.....	7,818	29,328	377	45	100,020	4,847	14,475	98	12,521
" " army and navy.....		1,355			149,052	96,337	1,435		
Coffee, green (see Dutiable).....	40	125		50	1,416	542	17,757	1,750	121,470
Models of inventions.....	37,776	29,803	28,065	8,944	314,745	129,437	55,710	334	189
Settlers' effects.....	474	773,925		81	781,219	256,964	25,293	129,365	1,611,240
Tea (see Dutiable).....	12	222			4,257,332	7,952	1,497	2,181	273,466
Coin and bullion.....	59,318	13,154	690	10,266	306,013	50,365	23,301	4,792	364
Other articles.....								247,219	29,429
Total.....	96,438	848,512	29,132	19,386	5,999,797	546,844	139,468	385,769	2,048,679
Total Free.....	1,766,616	2,804,094	1,506,837	942,536	21,241,174	1,675,039	693,329	2,242,473	4,202,291
" Dutiable.....	1,380,619	3,548,245	614,445	550,782	36,218,342	6,518,608	2,569,673	2,841,688	13,388,975
Grand total.....	3,147,235	6,352,339	2,121,362	1,493,318	57,459,516	8,193,647	3,263,002	5,084,161	17,590,366

6-7 EDWARD VII., A. 1907

No. 12.—Exports of Canadian Produce from the undermentioned Ports—Fiscal Year, 1906.

	Abercorn.	Bridge- burg.	Coaticook.	Fort William.	Halifax.	Hamming- ford.	Montreal.	Nanaimo.	New Westmin- ster.	Niagara Falls.
	%	%	%	%	%	%	%	%	%	%
THE MINE.										
Asbestos.	20	198,703	19,111		10,030	31,727	214,803		180	
Barytes, ground and unground.										
Coal.	984				126,358			2,098,648	171	
Chromite (chromic iron).										
Feldspar.		7,072			2,100		114,343	178,871	2,540,719	4,036
Gold-bearing quartz, dust, nuggets, &c.		7,239			9,137					
Gypsum or plaster, crude.										
Metals, viz.—										
Copper, fine, contained in ore, matte, regulus, &c.					1,334		382,404	795,380	811,410	
Copper, black or coarse.	433	348					71,574		68,590	
Lead, metallic, contained in ore, &c.							937			
Lead, pig.										
Nickel, fine, contained in ore, matte or spiss.							348			
Platinum, contained in concentrates, &c.							905			
Silver, metallic, contained in ore, concentrates, &c.	921	40,020			100	4,500	583,436	109,556	250,001	1,251,512
Mica.		4,995	376		1,965	57,334	20,403			248
Mineral pigment, iron oxides, ochres, &c.						3,394	1,297			
Mineral water.	31	1,010			733	111	1,200			16
Oil, mineral, coal and kerosene (crude).										
" " " (refined)							128			
Ores, viz.—										
Iron.	198	3,049				868	125			16
Antimony.					6,157					
Other.		14,430			4,160	18,665	28,132		2,808	9,090
Plumbago, crude ore and concentrates, &c.	11						58			2,031
Pyrites.		12,662	10							380
Salt.					15		800			1,022
Sand and gravel.	40	16,498								8,910
Stone, ornamental, granite, marble, &c., unwrought							2,240	620		240
" building, freestone, limestone, &c., "										
" for manufacture of grindstones, rough.										
Other articles.	2,215	41,107	211		234	1,619	1,986	337	407	3,666
Total	4,876	347,133	19,741		163,783	121,307	1,751,509	3,183,412	3,674,586	1,284,244

6-7 EDWARD VII., A. 1907

No. 12.—Exports of Canadian Produce from the undermentioned Ports—Fiscal Year, 1906.

	Prescott.	Quebec.	Rossland.	St. Armand.	St. Johns, Que.	St. John, N.E.	Sault Ste. Marie.	Sydney.	Vancouver.	Winnipeg.
	%	%	%	%	%	%	%	%	%	%
THE MINE.										
Asenic	3,116									
Asbestos	400	43,857		115,611	8,706	77,519		1,486		
Barytes, ground and unground				4,844		9,852		1,365,062		48
Coal	2,920									
Chromite (chromic iron)										
Felspar				3,773	120,719	7,408		71,913		
Gold-bearing quartz, dust, nuggets, &c.	708,663		341,620							
Gypsum or plaster, crude.										
Metals, viz.										
Copper, fine, contained in ore, matte, regulus, &c.	2,342,149		83,886		6,159	83,219	2,167	92,311		
Copper, black, &c.				230						
Lead, metallic, contained in ore, &c.					7					
Lead, pig		1,637							54,703	
Nickel, fine, contained in ore, matte of speiss	1,561,250					278,325		114,961		
Platinum, contained in concentrates, &c.										
Silver, metallic, contained in ore, concentrates, &c.	396,786		20,655	3,646	977,133	20,010		276,178		
Mica	36,983			1	110,877	12,478				
Mineral pigment, iron oxides, ochres, &c.										
Mineral water.										
Oil, mineral, coal and kerosene, crude.	31			15	22	23				
" " " refined.						1,085			3	39
Ores, viz.—										
Iron	986			336	79,015	8,128	338,200		114	
Other	63,216									
Plumbago, crude ore and concentrates, &c.										
Salt										
Sand and gravel.										
Stone, ornamental, granite, marble, &c., unwrought				122						
" building, freestone, limestone, &c.				335	50			676		95
" for manufacture of grindstones, rough				192				275		
Other articles.	5,942		40	1,140	2,754	953	6,792		2,411	6
Total	5,125,442	45,494	446,201	130,548	1,335,700	502,603	348,110	1,365,062	615,243	248
THE FISHERIES.										
Codfish, including haddock, ling and pollock, fresh						33				398

SESSIONAL PAPER No. 11

" dry salted.....	102,925	53,377	57,931	8,969		
" not salted.....			393			
" tongues and sounds.....			4,892			
Mackerel, fresh.....		2,383	7,270			
" pickled.....		1,237	9,771			18
Hallibut, fresh.....	2,030	10	40	20		
Herring, fresh or frozen.....		7	30	320		
" pickled.....	15,960	3	9,244	19,372		
" canned.....			380	19,371		
" smoked.....		4	18,734	92		
Sea fish, other, fresh.....		728	1,614	3,173		
" pickled.....			4,200	2,893		
" preserved.....			16			
Oysters, fresh.....	147	98	180			
Lobsters, fresh.....		3	9,629	2,770		
" canned.....	13,730	774	206,593	2,028		
Bait fish.....	39					
Clams or other.....			73	509		
Salmon, fresh.....	4,757	82	8,171	241,305		
" smoked.....			44	108		
" canned.....	7,190		10,000	3,688,655		
" pickled.....	51,438	30		106,832		
" or lake trout.....		40	142	3,973		
Fish, all other, fresh.....		25	1,255	8,795		
" pickled.....	523	1,719	29,299	57,391		
Fish oil, cod.....	1,380	29	253	2,747		
" other.....		1	2,706	7,433		
Furs or skins, the produce of fish or marine animal.....	289		491	3,155		
Other articles.....			79	8		1,698
Total.....	329,562	58,629	81,116	499,939	68,969	4,086,474
THE FOREST.						
Ashes, pot and pearl.....		455	377	1,876		
All other.....	1,339	16,941	297			
Bark for tanning.....		96	48		4,710	
Firewood.....		7,040	6,288	6,182		60
Knees and futtocks.....						
Logs, cedar, capable of being made into slingle-bolts.....						190
" elm.....		1,140		3,820		9,762
" hemlock.....						
" pine.....						1,363
" spruce.....			13,881	15,697		765
" all other.....		140	1,952	926		48,605
Lumber, viz.—.....						
Battens.....						
Basswood.....	3,382	2,127	13,052	788		
Buttermit.....						
Deals, pine.....	9,150	7,299	28,234	18,113		

6-7 EDWARD VII., A. 1907

No. 12.—Exporters of Canadian Produce from the undermentioned Ports—Fiscal Year, 1906—Continued.

	Abercorn.	Bridgeburg.	Cootecook.	Fort William.	Halifax.	Hemmingford.	Montreal.	Nanaimo.	New Westminster.	Niagara Falls.
	%	%	%	%	%	%	%	%	%	%
THE FOREST—Con.										
Logs, oak.....										
" pine.....		765					80			
" spruce.....	8,891		890		104		3,550			564
" all other.....	6,045	2,865	6,581		105	121	20,041	93,196	22,651	1,601
Lumber, viz.—										
Battens.....					5,533	240	6,257			3,741
Basswood.....	1,795		3,771		1,365					
Buttermut.....										
Deals, pine.....		4,818	20,363		5,654	22,671	2,035,143			
Spruce and other.....			11,421		669,143	20,669	407,560			
Deal ends.....			7,384		22,297		181,974			
Leaths.....	1,181	66,978	1,681		79,802	61,874	1,731	3,214		16,424
Palings.....										
Pickets.....			1,325				23,807			
Planks and boards.....	196,222	326,833	371,308		258,607	594,297	706,040	337,862	57,163	628,165
Joists.....										
Scantling.....	300		5,926		79,435	5,619				
Shooks, box.....	38,141	12,737	20,801		3,888	85,434	11,137	13,940	129,758	7,187
" other.....										1,195
Staves and headings.....		595	65,912		26,233	21,088	42,519			2,873
All other lumber, N. E. S.....	191	16,065	1,529		3,327	178	25,982	1,395		27,806
Match blocks.....	8,281	3,516	43,364		6,722	15,594	42,399			1,487
Masts and spars.....			28,698		430					
Piling.....	24				2,214					
Poles, hoop, telegraph and other.....	428	17,768	140		78	17,614	2,405	2,580	2,009	15,770
Posts, cedar, tamarack and other.....	114	337	460			1,078	101		8,178	317
Shingle bolts of pine or cedar.....										
Sleepers and railroad ties.....										
Stave bolts.....	1,518	143	2,923		2,632	64,105	8,320		16,063	35
Timber, square, viz.—										
Aspen.....										
Birch.....										
Elm.....			10,265		21,162	75	1,434			100
Maple.....						460	99,791			275
Oak.....							400			
Pine, red.....							2,300			
" white.....	39					3,401	2,300			240

SESSIONAL PAPER No. 11

All other.....	595	1,793	875	296	1,631	463
Wood, blocks and other, for pulp	17,332	68,497	383,404	14,327	109,994	21,243
Other articles of the forest.....	624	1,255	10	671	25	1,229
Total	291,476	474,735	998,089	1,170,548	3,777,497	769,850
ANIMALS AND THEIR PRODUCE.						
Animals, horses, one year old or less.....	4,790	123,626	6,880	100	41,315	70,027
" " over one year old.....	55	1,001	195	11,455	3,300	1,237
" cattle, one year old or less.....	607,413	5,242,949	819,563	59,420	7,249,168	105,050
" " over one year old.....	73,134	2,267	49	221	2,700	636
" swine.....	57,996	259,862	32,177	951	52,482	308
" sheep, one year old or less.....	16	160,747	41,925	4,245	110,771	8,133
" " over one year old.....	25	22,156	65	765	6	2,725
Poultry.....	312	4,256	185	6	134	6,069
Bones.....	13	3,965	15	171	1,050	78
Butter.....	24,495	3,563	89,614	362	1,900	435
Cheese.....	40	4,839	3,113,999	4,724	6,631,630	6,362
Eggs.....	2,473	3,552	31,552	2,173	8,606	11,253
Furs, dressed.....	3,104	632	138	592	7,283	841
" undressed.....	4	1,240	1,694	14,231	26,639	518,907
Grease and grease scraps.....	385,390	568,863	21,440	530	4,145	42
Glue stock.....	48	407	23	69	2,325	138
Hair.....	48	407	23	69	2,325	138
Hides and skins, other than fur.....	4	632	138	592	7,283	540
Horns and hoofs.....	4	632	138	592	7,283	540
Honey.....	48	407	23	69	2,325	138
Lard.....	48	407	23	69	2,325	138
Meats, viz. —						
Bacon.....	37,390	137	2,201,001	1,599	3,937,217	4,384,540
Beef.....	6,700	138	5,087	2,534	9,494	128,295
Hams.....	450	450	58,674	3,097	275,689	294,143
Mutton.....	242	242		682	84	21
Pork.....	13,282	582	6,770	11,497	9,911	248
Poultry, dressed or undressed.....	4	15	32,429	19,529	317	9,497
Game.....	4	15	6	92	317	352
Tongues.....	4	15	18	5	612	507
Canned.....	1	1	25,857	26,985	1,270,934	1,689
All other, N. E. S.....	2,500	9,931	59,618	2,517	48,202	14,394
Milk and cream, condensed.....	38	38		3,150	38,561	17,421
Oil, lard.....	13	13				39,918
" tallow and other animal, N. E. S.....	39	75				
Sheep pelts.....	23	23				
Tails.....	32,460	2	396	35	12	23,190
Tallow.....	2	2				1,128
Wood.....	2	2				7,933
Total						25,248

SESSIONAL PAPER No. 11

" cattle, one year old or less	2,266	41,425	724,662	325	920	3,750	15
" " over one year	846			1,330	1,291,074	20	140
" swine	6		1,630	500		20	114
" sheep, one year old or less	4,742		24,977	35,042	16,474		
" " over one year old	20,374	19	746	135			
Poultry	351		52				
All other	69		526	1,082	90	20	
Bones			9,186	3,139		180	5,615
Butter	7	406	54	21,212	99,356	25	40
Cheese	22	123,635	197,414	6,662	1,409,334	9,643	24
Eggs			4	13	31,882	50	
Furs, dressed	33,441	21,547	5,789	42,511	1,639	60	
" undressed		1,331	7,842	266,101	71,923	2,253	
Grease and grease scraps			606	82		8,957	269,218
Glue stock			3,473	7,826			
Hair			153,527	79,502	61,646	86,200	243
Hides and skins, other than fur	86,308	1,180	2,515	1,927		1,500	
Horns and hoofs		50	192	51	8	78	26
Honey							
Lard							
Meats, viz.—							
Bacon			743,797	49	321,324		
Beef		5,635	2,825	8,533			192
Lams			40,406	94	11,469		142
Mutton				3,213			
Pork		2,243	15,316	192	2,353		15
Poultry, dressed or undressed	785		18,332	8,530	6,331		30
Game	2		539	1,770	276		
Tongues			802				
Canned					25,426		87
All other, N. E. S.			11,757	3,972	13,462	2	2,609
Milk and cream, condensed					26,620	44	5,146
Oil—Neats-foot and other animal, N. E. S.							
Oil—Neats-foot and other animal, N. E. S.							
Sheep pelts	14,848			21			231
Tails	10				97		
Tallow			1,477		5,337		4,710
Wool	350		226,689		3,574		
Other articles	38	20	459	2,004	627	19	35
Total	179,634	291,802	2,209,272	494,219	3,432,779	186,273	4,217
AGRICULTURAL PRODUCTS.							
Balsam		1,452	146	1,070		18	680
Cider			390				
Flax			32,706				
Fruit, viz.—							
Apples, dried		3	44,231	6	68,472	498	
" green or ripe	34	4,701	221,276	5,275	23,898	2,263	
Berries, of all kinds	655		606	9	11,806	200	14

6-7 EDWARD VII., A. 1907

No. 12.—Exports of Canadian Produce from the undermentioned Ports—Fiscal Year, 1906.

	AGRICULTURAL PRODUCTS									
	Prescott.	Quebec.	Rossland.	St. Armand.	St. Johns, Que.	St. John, N. F.	Sault Ste. Marie.	Sydney.	Vancouver.	Winnipeg.
Fruits—										
Canned or preserved										
All other, N. E. S.	277	675		9,635	6	60,464	25		641	
Grain and products of, viz.				17,569	1,233	5,806	12		635	
Barley				771		247,048			372	
Beans		1,046		771		2,839				
Buckwheat				11	950	31,807				
Indian corn				891	16	23,357				
Oats				31,510	5,243	219,691			1,577	
Peas				5,895		38,659	1,345		627	
Peas, split						10,637			675	
Rye										
Wheat	16,890	25,564		20,820	733,972	5,455,596			105	125
Other grain		198		30						
Bran	169	1,390		28,610		19,490				210
Flour of wheat	75,237	35,913		90,586	217,712	991,336		95	85,745	820
Indian Meal		110		840		1,636				
Oatmeal		1,186		29,213		118,760				
Meal all other				1,300		16,412			100	
Hay	2,927	1,640		336,237	172,872	136,998	50	787		
Hops						2,113			6,841	
Malt	1	82		99	97	112	6,434		503	
Maple sugar				48	70	182	90		1,322	
" syrup										
Nuts—										
Clover				80,475	1,150	20,666	320			113
Grass				1,045		5,293	214			
All other				62	91					
Straw	128			5,172	1,295	1,769				
Tobacco leaf				4,101	1,020	10,225				
Trees, shrubs and plants	20			1	35	96	285		152	
Vegetables canned or preserved				1,690		7,015				
Potatoes	1,047			632	1,555	26,431		501	5,345	
Turnips				9,963		205	75			
All other vegetables	80			2,628	5,827	887	138		4,919	48
Cereal foods, prepared				9,452	2,635	163,546		653	6,090	

SESSIONAL PAPER No. 11

Other articles	3	74,070	8	1,059	856	33,249	61	3,480
Total	96,730	74,070	8	990,209	1,022,395	7,753,634	21,469	121,707
MANUFACTURES.								
Agricultural implements								
Aluminum in pigs, bars, &c.	4,440	27,249		214,832	64	99,474	275	98,878
" in any other form				130		131,439		
Books, pamphlets, maps, &c.	377	1,624	107	920	6,006	39,063		
Biscuits and bread	1	1,084		334	29	22,043	1,349	8,306
Bricks				95	3	4,219	257	390
Buttons								178
Candles								
Cartridges				2	132	3,147		6,501
Charcoal					1		17,618	15
Cement					1	39		2,979
Clay, manufactures of								1,702
Clothing and wearing apparel	440	44		1,160	1,203	6,303	679	25
Coke								7,443
Cordage, rope and twine				17,652		93	15,481	110
Cotton fabrics				35,339	1	12,145		814,513
Cottons, other		63		769	1,435	4,574		458
Cotton waste	11			108	16,982	4,138	119	
Drugs, chemicals and medicines, N. E. S.	27,563	683	3	14,947	5,412	173,931	7,633	14,093
Dyestuffs					347			
Electrical apparatus	4	220	12	28	152	388	52	468
Electricity				88	229	154		4,847
Extract of hemlock bark						41,028	29	8
Explosives and fulminates of all kinds	116,418	784	11	225				25
Felt, manufactures of					73			
Fertilizers				15,009	36,287	1,123		18,583
Fur, manufactures of				34	2,981	3,399		
Glass and glassware, N. E. S.				30	448	360		206
Griststone, manufactured						30		
Gypsum or plaster, ground						964		
Hats and caps	2		4	12	77	4	2	17
Household effects, N. E. S.	11,907	3,575	4,574	69,205	56,884	33,614	34,794	45,125
Ice								4,615
Indian rubber, manufactures of	1,983			1,517	2,317	5,446	1,294	
" scrap and other	1,361		100	39,964	8,965	5,651		87,772
Iron and steel and manufactures of, viz.:								505
Stoves				57	122	172		204
Castings, N. E. S.	18			217	199	594	14	6,816
Pig iron								
Machinery, N. E. S.	12,230	647	105	10,611	19,821	29,334	1,505	33,296
Sewing machines	55		356	629	326	191	275	549
Typewriters						38,116		472
Scrap iron or steel	700	55		638	3,477	165		
Hardware, N. E. S.	418	14,934		1,185	2,390	9,372		2,436
							4,822	

6-7 EDWARD VII., A. 1907

No. 12. Exports of Canadian Produce from the undermentioned Ports Fiscal Year, 1906—Continued.

	MANUFACTURES, <i>Cont.</i>									
	Abercorn	Bridgeburg	Cartersville, Williams	Fort William	Hullfax	Hemmingford	Montreal	Nanaimo	New Westminster	Niagara Falls
Household effects, N. E. S.	68,735	139,937	35,086	300	13,756	31,749	68,000	1,220	51,811	139,438
India rubber, manufactures of	100	12,335	18,547		2,428	2,551	83,711		25	4,372
" scrap and other	19,976	82,963	11	6,998	5,376	2,767	700		796	9,785
Iron and steel and manufactures of, viz.:										
Stoves	28	91	10		5,520	27	1,407			100
Castings, N. E. S.	8	32,007	157		1,910	5	1,836			817
Pig iron		29,073					8,006			
Machinery, N. E. S.	1,368	25,721	2,785		12,068	98,510	31,391		2,217	80,933
Sewing machines	865	1,115	1,611		391	5,279	1,085		760	1,795
Typewriters	386	252	50		1,478	33,320	65,912		90	1,016
Scrap iron or steel	32	100,543				200	8,265		11,529	1,694
Hardware, N. E. S.	897	8,888	5,676		7,611	33,943	53,129		101	28,013
Steel and manufactures of	2,406	32,808	1,237	5	10,417	1,392	49,992	1,718	7,897	11,333
Jeweller's sweepings	2,328	1,924	1,450			3,130	24,482		11,467	12,165
Junk	4,261	58,756	1,735		29,220	64,455	79,665			71,323
Lamps and lanterns	125		15		380		2,569			1,331
Leather										
Sole	37,237	177,931	67,931		324,612	2,815	710,463			24,177
Upper		122,158	8,273		8,273		120,883			565
Leather, N. E. S.	2,600	1,257	29,641		1,468	2,215	161,291			19,290
Boots and shoes	255	710	363		12,151	1,118	16,702		13	1,956
Harness and saddlery	65	118	151		469	200	60		220	165
Other manufactures of	626	365	1,049		718	1,436	1,673		35	2,893
Lime		6,765	22		70		13,140			35,710
Liquors										
Ale and beer		429	8		180		565			359
Gin	17	1,475	92		287		45			
Whiskey		13,560	9		1,931		13,345			110,129
Wines		47	34		2,122	6	662			79
Other spirits, N. E. S.		2,342			28		32,271			
Metals, N. O. P.	445	3,318	52		6,345	8,441	11,914			4,101
Molasses										
Musical instruments, viz.:										
Organs	1,319	10,688	79,693		190		49,474		15	21,546
Pianos	644	5,080	1,329		4,100		5,195	306	725	15,966
Other		278	3,041		215	48	589		10	3,713
Oakum					57					

6-7 EDWARD VII., A. 1907

No. 12. Exports of Canadian Produce from the undermentioned Ports Fiscal Year 1906.

MANUFACTURES, &c.	Exports from the undermentioned Ports									
	Prescott,	Quebec,	Russland,	S.L. Armand,	S.L. Johns, Que.	S.L. Johns, N.E.	South, St. Marie,	Sydney,	Vancouver,	Winnipeg,
	£	£	£	£	£	£	£	£	£	£
Iron and steel and manufactures of										
Steel and manufactures of										
Jeweller's sawpings	892	130	270	1,861	11,230	25,628	2,811	5,188	19,581	2,381
Link	330			27,113	160	10,725			1,250	
Knives	2,957			13,376	12,863	13,921	1,158		958	
Lamps and lanterns				1	99	73,365				
Leather										
Shoe		13,238		38,130		168,021			2,479	
Upper		2,130		1,328		77,331				
Leather, N.E.S.		1,245		12,091		103,022			1,388	
Boots and shoes		1,250		500		1,325		53	18,289	
Harness and saddlery		138	48	60		1,255	810		130	108
Other manufactures of		5,037		511		10,028			25	
Lime						110			1,561	
Liquors										
Ale and beer					93					
Whisky					10					
Whiskey				187	473	3,899	2,653		8,903	21
Wines					189	66			301	
Other spirits, N.E.S.				13	5	51,290			6	
Metals, N.O.P.						2,115			2,223	
Molasses				1,320	1,159				2,050	
Musical instruments, viz.:										
Organs				1,989		35,048			3,935	
Pianos				1,735	850	1,160			6,575	
Other					29	120			440	
Oil etc.				13,558		72,191				
Oil, N.E.S.				368	518	11,181			5,901	251
Paper, wall					13,211	2,630			27	
" N.E.S.				30,404	4,769	379,545	3,922		32,593	12
Photographs				69	301	541	9		48	19
Plumbago, manufactures of										
Rags				15,186	2,757	19,953				
Ships sold to other countries									200	
Soap				27	15	19,733			10,102	
Starch				2		2,508				
Stone, ornamental, viz.:										
Granite, marble, &c.										
Building, viz. — Freestone, limestone, &c.					30					

No. 12. Exporters of Canadian Produce from the undermentioned Ports Fiscal Year, 1906 -Continued.

Exports.	Abercorn.	Bridge- burg.	Coast- cooke.	Fort William.	Halifax.	Hamming- ford.	Montreal.	Nanaimo.	New West- minster.	Niagara Falls.
	%	%	%	%	%	%	%	%	%	%
MISCELLANEOUS ARTICLES										
Coffee.....					276		14			
Dried fruits, N.E.S.....							61			
Rice.....						21,415				
" meal.....	80	80	75		1,850	500	2,711			
Paintings.....		5,903			15,117	52	4,340		51	2,459
Other miscellaneous articles.....									51	2,459
Total.....	80	5,983	75		17,273	552	31,571		51	2,459
Grand total.....	2,681,391	4,243,735	11,070,375	11,363,991	9,977,156	3,108,031	66,971,392	3,682,737	4,654,817	15,293,097

SESSIONAL PAPER No. 11

No. 13.—STATEMENT of Customs and other Revenue collected throughout the Dominion by Chief Ports and Outports during the Fiscal Year ended June 30, 1906.

ONTARIO.

Chief Port.	Outports.	Customs Duties.	Other Revenues.	Total Revenues.	Remarks.
		\$ cts.	\$ cts.	\$ cts.	
Amherstburg		10,782 15			
	Essex Centre	6,276 99			
	Kingsville	2,434 95			
	Leamington	11,863 48	5 25		
	West Dock	532 52			
		31,890 09	5 25	31,895 34	
Belleville		109,973 70	40 00		
	Campbellford . . .	5,575 85			
		115,549 55	40 00	115,589 55	
Berlin		193,506 07	60 00	193,566 07	
Bowmanville		13,363 16			
	Newcastle	11 14			
		13,374 30		13,374 30	
Brantford		290,453 62	40 00	290,493 62	
Bridgeburg		479,299 58	1,769 65	481,069 23	
Brockville		93,955 42	20 00	93,975 42	
Chatham		109,031 56	44 74		
	Glencoe	3,668 72			
	Ridgetown	8,883 09			
	Rondeau	66,411 56	100 00		
	Tilbury	1,666 16			
	Blenheim	4,381 13			
	Dresden	3 49			
	Romney	1 62			
		194,047 33	144 74	194,192 07	
Cobourg		26,212 18			
	Brighton	2,776 08			
	Colbourne	1,517 18			
	Grafton				
		30,505 44		30,505 44	
Collingwood		24,737 43			
	Meaford	45,733 38			
		70,470 81		70,470 81	

6-7 EDWARD VII., A. 1907

No. 13.—STATEMENT of Customs Revenue Collected, &c.—Ontario—*Continued.*

Chief Port.	Outports.	Customs Duties.	Other Revenues.	Total Revenues.	Remarks.
		§ cts.	§ cts.	§ cts.	
Cornwall.....	Aultsville.....	28,681 90	20 00		
		208 01			
		28,889 91	20 00	28,909 91	
Deseronto		22,077 87	24 11	22,101 98	
Fort William		406,548 16	30 00	406,578 16	
Galt.....		77,430 15			
	Preston.....	29,254 18			
	Ayr.....	2,897 36			
		109,581 69	109,581 69	
Gananoque.....		33,653 98			
	Rockport.....	615 84			
	Riverview.....	11 31			
	Pool's Resort.....	120 27			
		34,401 40	34,401 40	
Goderich....		13,680 54			
	Clinton.....	17,780 99			
	Kincardine.....	6,079 92			
	Seaforth.....	12,220 19			
	Southampton.....	6,008 09			
	Wingham.....	8,664 04			
	Lucknow.....				
		64,433 77	64,433 77	
Guelph.....		144,449 55			
	Walkerton.....	8,705 98			
	Mount Forest.....	10 71			
	Harriston.....	2 68			
	Durham.....	1 47			
	Palmerston.....	35			
		153,170 74	153,170 74	
Hamilton.....		1,469,407 88	1,352 09		
	Burlington.....	6,086 54			
	Dundas.....	55,403 45			
	Dunnville.....	30,856 00			
	Oakville.....	2,280 17			
		1,564,034 04	1,352 09	1,565,386 13	
Hope.....		16,147 66	16,147 66	
Ingersoll.....		35,840 69	35,840 69	
Kenora.....		55,308 01	25 00	55,333 01	

SESSIONAL PAPER No. 11

No. 13.—STATEMENT of Customs Revenue Collected, &c.—Ontario—*Continued.*

Chief Port.	Outports.	Customs Duties.	Other Revenues.	Total Revenue.	Remarks.
		\$ cts.	\$ cts.	\$ cts.	
Kingston	Bath	177,376 07	226 54		
		19 84			
		177,355 91	226 54	177,582 45	
Lindsay		25,465 50		25,465 50	
London	Strathroy	843,632 24	167 67		
		12,461 27			
		855,493 51	167 67	855,661 18	
Midland		23,673 70			
	Penetanguishene	3,770 80			
		27,444 50		27,444 50	
Morrisburg		2,119 71	8 00		
	Iroquois	784 41			
		2,904 12	8 00	2,912 12	
Napanee		14,225 74		14,225 74	
Niagara Falls		368,882 25	1,981 66		
	Chippawa	8,286 52			
	Niagara	1,799 80			
	Queenston	38 66			
		379,007 23	1,981 66	380,988 89	
Oshawa		50,325 69		50,325 69	
Ottawa		764,004 81	410 04		
	Alexandria	3,797 82			
	Almonte	8,082 65			
	Arnprior	4,141 53	20 00		
	Carleton Place	5,044 92			
	Pembroke	19,150 57			
	Perth	17,236 01			
	Renfrew	4,727 76			
	North Bay	66,284 95	20 00		
	Smith's Falls	27,967 04			
	Sturgeon Falls	34,459 20	20 00		
	Grenville				
		954,897 26	470 04	955,367 30	
Owen Sound		58,165 92	404 93		
	Chesley	55 65			
		58,221 57	404 93	58,626 50	

6-7 EDWARD VII., A. 1907

No. 13.—STATEMENT of Customs Revenue Collected, &c.—Ontario—Continued.

Chief Port.	Outports.	Customs Duties.	Other Revenues.	Total Revenues.	Remarks.
		8 cts.	8 cts.	8 cts.	
Paris.....	St. George.....	41,140 99 7,851 86	1 00		
		48,992 85	1 00	48,993 85	
Parry Sound.....	Byng Inlet..... French River.....	40,993 99 2,155 06 266 86			
		43,415 91		43,415 91	
Peterboro.....		369,638 79	20 00	369,658 79	
Picton.....	Wellington.....	24,381 01 3,032 04			
		27,413 05		27,413 05	
Port Arthur.....	Fort Francis..... Lee Blain..... Rainy River.....	175,198 27 10,725 49 93 40 9,354 96	420 00 20 00		
		195,372 12	736 78	196,108 90	
Prescott.....	Cardinal.....	87,697 03 14,597 84	314 30		
		102,294 87	314 30	102,609 17	
St. Catharines.....	Port Colborne..... Port Dalhousie..... Thorold..... Welland.....	171,861 15 11,541 00 9,504 61 19,040 27 29,823 25	137 88 6 25		
		241,770 28	162 13	241,932 41	
St. Thomas.....	Aylmer..... Port Burwell..... Port Stanley.....	152,615 98 12,117 97 1,409 52 65,306 16	62 35		
		231,440 63	62 45	231,503 08	
Sarnia.....	Courtright..... Petrolia..... Point Edward..... Stag Island.....	125,733 06 2,386 74 19,636 27 142,947 97 31 02	42 00		
		290,735 06	92 00	290,827 06	

SESSIONAL PAPER No. 11

No. 13.—STATEMENT of Customs Revenue Collected, &c.—Ontario—Continued.

Chief Port.	Outports.	Customs Duties.	Other Revenues.	Total Revenues.	Remarks.
		\$ cts.	\$ cts.	\$ cts.	
Sault Ste. Marie.	Algoma Mills.	192,474 80	786 30		
	Bruce Mines.	62,391 78			
	Little Current.	6,141 19			
	Michipicoten River.	2,569 17			
	St. Joseph's Island.	4,095 09			
	Sudbury.	15 85			
	Gore Bay.	37,763 72			
	Thessalon.	21 73			
	Manitowaning.	1,011 31			
	Cockburn Island.	13 00			
	Cutler.	209 32			
		2,473 07			
		309,171 03	786 30	309,957 33	
Simcoe.	Tilsonburg.	23,519 38			
	Port Dover.	13,484 31			
	Port Rowan.	2,736 11			
		1,519 18			
		41,249 98		41,249 98	
Stratford.	Mitchel.	80,812 21	20 60		
	St. Mary's.	8,607 16			
	Listowel.	18,137 41			
	Mount Forest.	37,988 81			
	Warton.	79 81			
		3,480 39	25 00		
		149,105 79	45 00	149,150 79	
Toronto.	Aurora and New Market.	9,399,152 21	10,658 33		
	Barrie.	14,392 11			
	Brampton.	26,644 95	0 85		
	Georgetown.	16,743 65	1 00		
	Orangeville.	21,227 26			
	Orillia.	13,156 63			
	Port Credit.	52,448 02			
	Streetsville.	22,000 98			
	Toronto Junction.	4,300 70			
		167,098 65			
		9,731,165 16	10,660 18	9,741,825 34	
Trenton.		24,775 32		24,775 32	
Wallaceburg.	Lambton.	11,914 42			
	Sombra.	569 24			
	Walpole Island.	928 57			
		157 66			
		13,569 89		13,569 89	
Whitby.		9,070 99		9,070 99	

6-7 EDWARD VII., A. 1907

No. 13.—STATEMENT of Customs Revenue Collected, &c.—Ontario—Continued.

Chief Port.	Outports.	Customs Duties.	Other Revenues.	Total Revenues.	Remarks.
		\$ cts.	\$ cts.	\$ cts.	
Windsor.....		486,712 88	4,073 47		
	Walkerville.....	233,333 48			
	Belle River.....	1,024 55			
		721,070 71	4,073 47	725,144 18	
Woodstock.....		64,624 29			
	Norwich.....	2,939 09			
		67,563 29		67,563 29	
	Ontario totals.....	19,166,642 30	23,743 29	19,190,385 59	
QUEBEC.					
Abercorn.....		3,898 97	202 60	4,100 97	
Coaticook.....		11,574 18			
	Island Pond.....	12 90			
	Stanhope.....	157 59			
		11,744 67		11,744 67	
Cookshire.....		3,911 15			
	Comin's Mills.....	1,323 06	106 24		
	Lake Megantic.....	5,729 27	26 00		
	Hereford.....	88 74			
		11,052 22	126 24	11,178 46	
Gaspé.....		3,740 22		3,740 22	
Hemmingford.....		500 88	104 92		
	Athelstan.....	15,616 67			
	Franklin Centre.....	395 65	10 00		
	Roxham.....	35 80			
	Vicars Station.....	195 02			
	Corbin.....				
	Huntingdon.....	4 00			
		16,748 02	114 92	16,862 94	
Mansonville.....		264 07			
	Mansonville Station.....	547 48	58 00		
		811 55	58 00	869 55	
Montreal.....		13,226,219 72	89,174 75		
	Dumdee.....	1,285 03			
	Joliette.....	20,301 57	20 00		
	St. Jerome.....	20,337 59	40 00		
	St. Regis.....	120 22			
	Trout River.....	120 25	737 00		
	Côteau Landing.....	9 95			
	Marieville.....	7,228 93	20 00		
		13,275,623 17	89,991 75	13,365,614 92	

SESSIONAL PAPER No. 11

No. 13.—STATEMENT of Customs Revenue Collected, &c.—Quebec—*Continued.*

Chief Port.	Outports.	Customs	Other	Total	Remarks.
		Duties.	Revenues.	Revenues.	
		§ cts.	§ cts.	§ cts.	
Paspebiac.		8,538 70	20 00		
	New Richmond.	132 73			
	Nouvelle.	69 13			
		8,740 56	20 00	8,760 56	
Percé		740 68		740 68	
Quebec		1,451,584 22	928 69		
	Beauce.	2,788 57	40 00		
	Chicoutimi	7,240 71			
	Magdalen Island.	484 30	20 00		
	Victoriaville.	16,747 13	20 00		
	River du Loup	22,841 31	52 73		
	St. Thomas.	42 57			
	Bradore Bay.	180 77			
	English Bay (Anti- costi Island.	411 15			
			1,502,320 73	1,061 42	1,503,382 15
Rimouski.		17,980 73	40 00		
	Matane.	16 92			
		17,997 65	40 00	18,037 65	
St. Armand.		4,170 85	111 00		
	Philipsburg.	220 11			
		4,390 96	111 00	4,501 96	
St. Hyacinthe		41,266 61	40 00		
	Drummondville.	1,104 33			
		42,370 94	40 00	42,410 94	
St. Johns		130,787 70	71 20		
	Clarenceville.	377 38	190 79		
	Frelighsburg.	300 44			
	Granby.	45,309 73			
	Lacolle.	699 29			
	Rouse's Point.	65 19			
	Noyan Junction.	356 17			
			177,895 90	261 99	178,157 89
Sherbrooke.		163,992 43	53 33		
	Richmond.	11,886 33			
	Windsor Mills.	4,150 30			
	Thetford Mines.	2,844 46			
		182,373 52	53 33	182,426 85	
Sorel		20,020 42	65 00	20,085 42	

6-7 EDWARD VII., A. 1907

No. 13.—STATEMENT of Customs Revenue Collected, &c.—Quebec—*Continued.*

Chief Port.	Outports.	Customs Duties.	Other Revenues.	Total Revenues.	Remarks.
		\$ cts.	\$ cts.	\$ cts.	
Stanstead		8,448 86	76 35		
	Georgeville	711 96			
	Magog	4,112 17			
	Stanstead Junction	18,095 06	450 99		
		31,368 05	527 34	31,895 39	
Three Rivers		72,852 64	80 00		
	Grand Mère and Shawinigan Falls	52,598 29			
	Nicolet	1,248 31	20 00		
		126,699 24	100 00	126,799 24	
Valleyfield		35,621 35	40 00	35,661 35	
Quebec totals		15,474,068 82	92,812 99	15,566,881 81	

NEW BRUNSWICK.

Bathurst		4,317 97			
	Carleton Place	164 75			
	Shippagan	146 63			
	Tracadie	43 93			
		4,672 38		4,672 38	
Campbellton		22,719 18	23 00	22,742 18	
Chatham		10,521 41	20 00		
	Buctouche	185 79			
	Richibucto	498 84			
		11,206 04	20 00	11,226 04	
Dalhousie		2,276 02		2,276 02	
Fredericton		49,241 38		49,241 38	
McAdam Junction		6,450 68	37 75	6,488 43	
Moncton		56,961 42	47 77		
	Cocagne	5 97			
	Alma	13 49			
	Dorchester	802 23			
	Harvey	498 08			
	Hillsboro'	939 45			
	Shediac	868 33			
		60,088 97	47 77	60,136 74	
Newcastle		5,249 81		5,249 81	

SESSIONAL PAPER No. 11

No. 13.—STATEMENT of Customs Revenue Collected, &c.—New Brunswick—*Continued.*

Chief Port.	Outports.	Customs Duties.	Other Revenue.	Total Revenue.	Remarks.
		\$ cts.	\$ cts.	\$ cts.	
Sackville.....	Bay Verte.....	4,725 32			
	Rockport.....	453 08			
		5,178 40		5,178 40	
St. John	St. George.....	1,200,804 23	7,620 33		
	Sussex.....	1,573 08	400 00		
	Lepreaux.....	9,264 30			
	Musquash.....	3 58			
	St. Martins.....	208 96			
	Back Bay.....	102 05			
	Beaver Harbour.....	658 22			
		1,212,614 42	8,020 33	1,220,634 75	
St. Stephen.....	Campobello.....	24,870 56	775 00		
	Milltown.....	939 88	111 70		
	North Head.....	5,587 09	50 00		
	St. Andrews.....	619 72	222 00		
	Upper Mills.....	4,984 14			
	Lords Cove.....	3,375 30			
	Grand Harbour.....	889 08			
		231 83			
		40,597 60	1,158 70	41,756 30	
Woodstock.....	Aroostook Junction..	14,332 09	400 00		
	Centerville.....	4,361 28	343 00		
	Ethmundston.....	814 93			
	Debec.....	1,843 22			
	Grand Falls.....	1,931 17			
	St. Leonards.....	687 45	225 00		
	Middle St. Francis..	513 32	25 00		
	Green River.....	13,237 78	20 00		
		37,721 24	1,013 00	38,734 24	
	N. Brunswick totals.	1,458,016 12	10,320 55	1,468,336 67	

NOVA SCOTIA.

Amherst.....	Northport.....	82,599 28	20 00		
	Oxford.....	4 45			
	Pugwash.....	1,827 13			
	River Hebert.....	569 33			
	Spring Hill.....	723 13			
	Tidnish.....	4,023 98			
	Wallace.....	5 97			
		196 38			
		89,949 65	20 00	89,969 65	

6-7 EDWARD VII., A. 1907

No. 13.—STATEMENT of Customs Revenue Collected, &c.—Nova Scotia—*Continued.*

Chief Port.	Outports.	Customs Duties.	Other Revenues.	Total Revenues.	Remarks.
		§ cts.	§ cts.	§ cts.	
Annapolis Royal		3,226 33	20 00		
	Bridgetown	1,971 96			
	Clementsport	283 53			
	Thorne's Cove	582 50			
	Port Wade				
		6,064 32	20 00	6,084 32	
Antigonish		6,523 12			
	Bayfield	12 15			
	Harbour au Bouche	35 86			
		6,571 13		6,571 13	
Arichat		227 82			
	St. Peter	315 98			
	West Arichat	25 45			
	Descoise	1 89			
	L'Ardoise	3 01			
	River Bourgeoise	1 05			
		575 20		575 20	
Baddeck		926 60			
	Aspey Bay	13 24			
	St. Anne's	11 67			
	New Campbellton	4 30			
	Ingonish				
	Neil's Harbour				
	Little Narrows				
		955 81		955 81	
Barrington		188 96			
	Clarks Harbour	389 08			
	Fort La Touche	69 58			
		647 62		647 62	
Canso		9,848 51			
	Guyshoro	206 29			
	Sherbrooke	88 37			
	Isaac's Harbour	343 57			
	Liscombe	1 41			
	Queensport	50 97			
	Port Mulgrave	2,207 84	25 00		
		12,746 96	25 00	12,771 96	
Digby		1,500 99	25 00		
	Bear River	1,335 50			
	Freeport	420 24			
	Sandy Cove	44 81			
	Westport	281 25			
		3,582 79	25 00	3,607 79	

SESSIONAL PAPER No. 11

No. 13.—STATEMENT of Customs Revenue Collected, &c.—Nova Scotia—*Continued.*

Chief Port.	Outports.	Customs Duties.	Other Revenue.	Total Revenue.	Remarks.
		\$ cts.	\$ cts.	\$ cts.	
Glace Bay		92,329 06		92,329 06	
Halifax		1,586,827 55	2,482 66		
	Sheet Harbour	98 28			
	Port Dufferin				
	Ingram Docks				
		1,586,925 83	2,482 66	1,589,408 49	
Kentville		• 8,955 37			
	Berwick	530 69			
	Canning	186 17			
	Kingsport	510 13			
	Port Williams	596 86			
	Wolfville	1,614 71			
	Harbourville				
	Aylsford Station	244 69			
		12,638 62		12,638 62	
Liverpool		2,400 25			
	Port Medway	17 88			
		2,418 13		2,418 13	
Lockeport		323 46	20 00	343 46	
Lunenburg		11,135 83	140 00		
	Chester	394 90			
	Bridgewater	30,368 23			
	Mahone Bay	655 21	420 00		
	La Have	878 20	20 00		
		43,432 37	580 00	44,012 37	
Middleton		6,345 22			
	Port George	105 16			
	Margaretsville	90 19			
		6,540 57		6,540 57	
New Glasgow		41,025 97	40 00		
	Merigonish	40 08			
		41,066 05	40 00	41,106 05	
North Sydney		40,562 58	76 46		
	Grand Narrows	31 40			
	Little Bras d'Or				
	Millsville				
	Sydney Mines	92 19			
		40,686 17	76 46	40,762 63	

6-7 EDWARD VII., A. 1907

No. 13.—STATEMENT of Customs Revenue Collected, &c.—Nova Scotia—*Continued.*

Chief Port.	Outports.	Customs Duties.	Other Revenues.	Total Revenues.	Remarks.
		\$ cts.	\$ cts.	\$ cts.	
Parrsboro'	Advocate Harbour...	748 36			
	Apple River	19 36			
	Port Greville.....	59 46			
	Five Islands.....	23 20			
		6 60			
		856 98		856 98	
Pictou	Tatamagouche.....	8,687 78			
	River John.....	140 57			
		119 04			
		8,947 39		8,947 39	
Port Hawkesbury	Port Hastings	2,700 88			
	Whyecomanagh.....	16 24			
	West Bay	20 81			
	Marble Mountain...	28 86			
	Orangedale.....	91 15			
		59 04			
		2,916 98		2,916 98	
Port Hood	Cheticamp	184 55			
	Margaree.....	212 09			
	Mabou	45 26			
	Inverness.....	352 15			
		747 34			
		1,541 39		1,541 39	
Shelburne	Jordan Bay	1,460 10	20 00		
	North East Harbour	1 02			
		149 66			
		1,610 78	20 00	1,630 78	
Sydney	Port Morien.....	145,129 37	112 20		
	Louisburg	391 12			
	Gabarouse Bay.....	819 05			
	Main à Dieu.....	3 20			
		2 37			
		146,345 11	112 20	146,457 31	
Truro	Economy	64,743 53			
	Londonderry	5 68			
	Little Bass River...	1,948 39			
		1 55			
		66,699 15		66,699 15	
Weymouth	Belliveau's Cove ...	862 74			
	Meteghan	82 73			
	Barton.....	538 37			
	Church Point.	188 02			
		244 90			
		1,916 76		1,916 76	

SESSIONAL PAPER No. 11

No. 13.—STATEMENT of Customs Revenue Collected, &c. —Nova Scotia—*Concluded.*

Chief Port.	Outports.	Customs Duties.	Other Revenues	Total Revenues.	Remarks.
		\$ cts.	\$ cts.	\$ cts.	
Windsor		7,663 62	2 05		
	Cheverie	5 02			
	Hantsport	304 74			
	Maitland	48 39			
	Walton	12 12			
		8,033 89	2 05	8,035 94	
Yarmouth		58,907 08	500 00		
	Pubnico	74 89			
	Salmon River	173 36			
	Tusket Wedge	9 48	20 00		
	Tusket	469 54			
		59,634 35	520 00	60,154 35	
	Nova Scotia totals.	2,245,956 52	3,943 37	2,249,899 89	

MANITOBA.

Brandon		151,624 13	60 00		
	Baumerman				
	Carberry	2,365 58			
	Deloraine	2,699 68			
	Killarney	6,266 66	200 00		
	Virden	21,983 50	20 00		
	Rapid City	101 89			
	Melita	7,514 24			
		192,555 68	280 00	192,835 68	
Emerson		37,251 97	2,218 50	39,470 47	
Winnipeg		3,507,889 66	5,219 68		
	Crystal City	4,130 85			
	Gretna	19,098 45			
	Morden	5,142 64	92 00		
	Neepawa	8,406 06			
	Portage la Prairie	54,532 70	40 00		
	Mowbray	1,084 58	5 00		
	Selkirk	2,575 18			
	Stonewall	93 42			
	Manitou	65 35			
	Birtle	317 45			
	Yorkton	2,514 08			
	Gladstone	161 36			
	Minnedosa	394 88			
	Sprague	320 65			
	Pilot Mound	54 99			
	York Factory	395 70			
	Battleford	442 85			
	Moose Factory	12,451 18			
		3,620,072 03	5,356 68	3,625,428 71	
	Manitoba totals.	3,849,879 68	7,855 18	3,857,734 86	

6-7 EDWARD VII., A. 1907

No. 13.—STATEMENT of Customs Revenue Collected, &c.—*Continued.*

BRITISH COLUMBIA.

Chief Port.	Outports.	Customs Duties.		Other Revenues.		Total Revenues.		Remarks.
		§	cts.	§	cts.	§	cts.	
Grand Forks.....	42,091	62	418	85			
	Cascade City.....	1,129	15					
	Midway.....	23,585	70	268	75			
	Osoyoos.....	948	97					
	Sidley.....	1,297	20					
	Greenwood.....	24,013	09	20	00			
	Fairview.....	39	17					
	Carson.....	967	88					
	Keremeos.....	239	17					
Phoenix.....	18,571	75						
		112,883	61	707	60	113,591	21	
Kaslo.....	3,485	96					
	Rykerts.....	1,059	81					
		4,545	77			4,545	77	
Nanaimo.....	63,183	24	1,240	22			
	Comox.....	4,092	67	20	00			
	Chemainus.....	6,060	30	20	00			
	Ladysmith.....	7,576	66	20	00			
	Courtney.....	121	27					
	Cumberland.....	202	07					
	Crofton.....	1,295	50					
	New Alberni.....	66	64					
	Alberni.....	72	86					
		82,581	21	1,300	22	83,881	42	
Nelson.....	110,087	96	40	00			
	Cranbrook.....	33,491	49	40	00			
	Fernie.....	65,854	39	21	29			
	Fort Steele.....	17	59					
	Flathead.....	15	90					
	Waneta.....	4,308	41					
	Eric.....	7	20					
	Gateway.....	7,801	00					
	Eastport.....							
	Kingsgate.....							
		221,586	04	101	29	221,687	33	
New Westminster.....	82,271	56	179	70			
	Alder Grove.....	217	85					
	Ashcroft.....	14,624	36	20	00			
	Douglas.....	3,595	99	28	00			
	Golden.....	5,048	19	20	00			
	Huntingdon.....	22,750	75					
	Kamloops.....	7,896	94					
	Revelstoke.....	22,329	64	20	00			
	Upper Sumas.....	146	44					
	Vernon.....	23,625	20	20	00			
	Ladner.....	1,402	61					
	Agassiz.....	50	28					
	Chilliwack.....	204	64					
Yale.....	41	73						
Steveston.....	3,043	47						
		187,249	65	287	70	187,537	35	

SESSIONAL PAPER No. 11

No. 13.—STATEMENT of Customs Revenue Collected, &c. —British Columbia—*Con.*

Chief Port.	Outports.	Customs Duties.	Other Revenue.	Total Revenue.	Remarks.
		\$ cts.	\$ cts.	\$ cts.	
Rossland.....	Paterson.....	46,281 89	20 00		
	Trail.....	472 10			
		9,586 77			
		56,340 76	20 00	56,360 76	
Vancouver.....		1,862,278 64	10,636 15	1,872,914 79	
Victoria.....	Stickeen.....	805,740 94	6,340 96		
	Sidney.....	718 33			
	Duncan's.....	766 23			
	Port Essington.....	51 99			
	Metlakatla.....	46 49			
	Esquimalt.....				
	Masset.....	51 24			
	Salt Spring Island.....	142 12			
	Bella Coola.....	3 11			
	San Juan.....				
	Port Simpson.....	865 40			
	Fort Simpson.....	954 13			
		809,339 98	6,340 96	815,680 94	
	B. Columbia totals	3,336,805 66	19,393 92	3,356,199 58	

PRINCE EDWARD ISLAND.

Charlottetown.....	Cardigan.....	84,094 69	76 20		
	Crapaud.....	232 49			
	Georgetown.....	140 52			
	Grand River.....	146 95			
	Montague Bridge.....	1 20			
	Murray Harbour.....	1,253 39			
	Rustico.....	125 96			
	Souris.....	8 98			
	St. Peters.....	967 16			
	Vernon River.....	513 83			
	New London.....	61 84			
		13 52			
		87,560 44	76 20	87,636 64	
Summerside.....	Alberton.....	8,919 99	45 00		
	Malpeque.....	193 43			
	Port Hill.....	8 79			
	Tignish.....	59 57			
		1,909 03			
		11,090 81	45 00	11,135 81	
	P. E. totals.....	98,651 25	121 20	98,772 45	

6-7 EDWARD VII., A. 1907

No. 13.—STATEMENT of Customs Revenue Collected, &c.—*Continued.*

ALBERTA.

Chief Port.	Outports.	Customs Duties.	Other Revenues.	Total Revenues.	Remarks.
		§ cts.	§ cts.	§ cts.	
Calgary.....		269,153 57	72 00		
	Canmore.....	21 24			
	Banff.....	246 18			
	Medicine Hat.....	12,505 88	30 50		
		281,926 87	102 50	282,029 37	
Edmonton.....		104,312 94	40 00		
	Wostok.....	3 19			
		104,316 04	40 00	104,356 04	
Lethbridge.....		35,658 37	85 90		
	Cardston.....	2,322 17			
	Countts.....	24,996 90			
	Macleod.....	20,132 62			
	Maple Creek.....	12,513 53			
	Pend d'Oreille.....	10,927 00			
	Pincher Creek.....	316 58			
	Wild Horse.....	46 95			
	Wood Mountain.....	10,070 05	1,272 55		
	Twin Lakes.....	6,729 20			
	Willow Creek.....	11,099 30			
		134,213 07	1,358 45	135,571 52	
	Alberta, totals.....	529,455 98	1,500 95	521,956 93	

SASKATCHEWAN.

North Portal.....		89,137 03	552 00	89,689 03	
Regina.....		83,193 15	60 00		
	Broadview.....	94 99			
	Grenfell.....	199 22			
	Indian Head.....	388 05			
	Moosejaw.....	24,694 05			
	Moosomin.....	307 95			
	Prince Albert.....	19,761 56	20 00		
	Qu'Appelle.....	256 90			
	Saskatoon.....	15,215 08			
	South Qu'Appelle.....	187 13			
	Wapella.....	95 34			
	Whitewood.....	131 33			
	Wolsley.....	251 26			
		144,086 01	80 00	144,166 01	
	Saskatchewan, totals.....	233,223 04	632 00	233,855 04	

SESSIONAL PAPER No. 11

No. 13.—STATEMENT of Customs Revenue Collected, &c. —*Concluded.*

YUKON TERRITORY.

Chief Port.	Outports.	Customs Duties.	Other Revenues.	Total Revenues.	Remarks.
		\$ cts.	\$ cts.	\$ cts.	
Dawson	Forty Mile	221,408 82	1,829 55		
	Fort McPherson	2,945 94	250 00		
		152 02			
		224,506 78	2,079 55	226,586 33	
White Horse	Atlin	34,754 86	1 00		
	Carcross	434 48			
	Dalton Trail	20,848 61			
	White Pass	53 11			
		3,123 82	34 95		
		59,214 88	35 95	59,250 83	
	Yukon Ter. totals	283,721 66	2,115 50	285,837 16	
British Post Office Parcels		3,680 17		3,680 17	

RECAPITULATION.

Provinces.	Customs Duties.	Other Revenues.	Total Revenues.
	\$ cts.	\$ cts.	\$ cts.
Ontario	19,166,642 30	23,743 29	19,190,385 59
Quebec	15,474,068 82	92,812 99	15,566,881 81
New Brunswick	1,458,916 12	10,320 55	1,468,336 67
Nova Scotia	2,245,956 52	3,943 37	2,249,899 89
Manitoba	3,849,879 68	7,855 18	3,857,734 86
British Columbia	3,336,805 66	19,393 92	3,356,199 58
Prince Edward Island	98,651 25	121 20	98,772 45
Alberta	520,455 98	1,500 95	521,956 93
Saskatchewan	233,223 04	632 00	233,855 04
Yukon Territory	283,721 66	2,115 50	285,837 16
British Post Office Parcels	3,680 17		3,680 17
Dominion totals	46,671,101 20	162,438 95	46,833,540 15

6-7 EDWARD VII., A. 1907

No. 14.—SUMMARY STATEMENT of Foreign Merchandise Imported into Canada; the Surtax Tariffs; the Duty Collected by Articles under each Tariff, Consumption and Amount of Duty Collected

TOTAL IMPORTS.					
ARTICLES AND GENERAL TARIFF RATES.	Quantity.	Value.	General Tariff.		
			Quantity.	Value.	Duty.
DUTIABLE GOODS.		\$	\$	\$	cts.
1 Ale, beer and porter in bottles, 24c. per gall. Galls.	533,900	361,569	540,021	361,305	129,605 04
2 " " " casks, 16c. " "	226,877	50,511	204,365	42,024	32,698 40
Total, ale, &c.	760,777	412,080	744,386	403,329	162,303 44
3 Ginger ale, 20 p.c.	\$	16,171		1,360	272 00
Animals, living, viz.					
4 Hogs, 1½c. per lb.	Lbs. 6,585,642	386,995	124,795	7,233	1,871 93
5 Horned cattle, 20 p.c.	No. 14,297	186,338	14,277	182,963	36,592 60
6 Horses, 20 p.c.	" 17,149	1,078,888	16,340	744,588	148,917 60
7 Sheep, 20 p.c.	" 70,123	201,912	69,985	199,962	39,992 40
8 All other, N.E.S., 20 p.c.	"	55,717		52,658	10,531 60
Total, animals.....		1,909,850	225,397	1,187,404	237,906 13
9 Antiseptic surgical dressings such as absorbent cotton, cotton wool, lint, lamb's wool, tow, jute, gauzes and oakum, prepared for use as surgical dressings plain or medicated, 20 p.c.	%	68,169		57,638	11,527 60
10 Bagatelle tables or boards, 35 p.c.	No. 616	214	615	197	68 95
11 Bags which contained cement, 25 p.c.	%	172,475		160,072	40,018 00
12 Baking powders, 6c. per lb.	Lbs. 378,734	106,636	491,168	138,577	29,470 08
13 Balls, cues and racks and cue tips for bagatelle boards and billiard tables, 35 p.c.	%	8,082		6,727	2,354 45
14 Baskets of all kinds, N.E.S., 30 p.c.	"	58,873		34,945	10,483 50
15 Belting of all kinds, except rubber and leather, 20 p.c.	"	78,223		32,351	6,470 20
16 Belts, surgical, and trusses, electric belts, pessaries and suspensory bandages of all kinds, 20 p.c.	"	25,392		21,342	4,268 40
17 Belts of all kinds, N.O.P., 35 p.c.	"	89,299		45,642	15,974 70
18 Bells and gongs, N.E.S., 30 p.c.	"	38,714		37,042	11,112 60
19 Billiard tables, 35 p.c.	No. 482	32,916	462	28,886	10,110 10
20 Blacking, shoe and shoemakers' ink; shoe, harness and leather dressing, N.O.P., 25 p.c.	%	86,830		80,534	20,133 50
21 Blinds of wood, metal or other material, not textile or paper, 30 p.c.	"	5,502		5,502	1,650 60
22 Bleuing—Laundry blueing of all kinds, 25 p.c.	"	26,542		3,243	810 75
23 Boats—open, pleasure sail boats, skiffs and canoes, 25 p.c.	No. 512	91,256	505	90,195	22,548 75
24 Bolsters and pillows, 30 p.c.	%	9,969		9,101	2,730 30
25 Books, printed; periodicals and pamphlets, N.E.S., 10 p.c.	"	1,046,511		829,194	82,919 40
26 Books—Novels or works of fiction, or literature of a similar character, unbound or paper bound, or in sheets, including freight rates for railways and telegraph rates, bound in book or pamphlet form, not including Christmas annuals or publications commonly known as juvenile and toy books, 20 p.c.	"	99,323		80,396	16,079 20

SESSIONAL PAPER No. 11

Quantity and Value entered for Consumption under the General, Preferential and and the Total Quantity and Value of each Article entered for thereon during the Fiscal Year 1906.

ENTERED FOR HOME CONSUMPTION.

Preferential Tariff.			Surtax Tariff.			Total.			
Quantity.	Value.	Duty.	Quantity.	Value.	Duty.	Quantity.	Value.	Duty Collected.	
	\$	\$ cts.		\$	\$ cts.		\$	\$ cts.	
			3,928	2,584	1,256 99	543,949	363,889	130,862 03	1
			20,123	7,562	4,292 95	224,488	49,586	36,991 35	2
			24,051	10,146	5,549 94	768,437	413,475	167,853 38	
	13,414	1,788 55					14,774	2,060 55	3
						124,795	7,233	1,871 93	4
						14,277	182,963	36,592 60	5
						16,340	744,588	148,917 60	6
						69,985	199,962	39,992 40	7
	37	4 94	378		100 79		53,073	10,637 33	8
	37	4 94	378		100 79		1,187,819	238,011 86	
	11,523	1,536 58					69,161	13,061 18	9
1	17	3 96				616	214	72 91	10
	9,150	1,525 05	1,050		349 94		170,272	41,892 99	11
12	8	0 48				491,180	138,585	29,470 56	12
	1,355	316 15					8,082	2,070 60	13
	3,588	717 60	19,346		7,738 40		57,879	18,939 50	14
	43,902	5,853 73	290		77 33		76,543	12,401 26	15
	3,841	512 17	209		55 73		25,392	4,836 30	16
	39,565	9,232 20	2,361		1,101 90		87,568	26,308 80	17
	779	155 80	904		361 60		38,725	11,630 00	18
20	4,030	940 36				482	32,916	11,050 46	19
	5,879	979 92					86,413	21,113 42	20
							5,502	1,650 60	21
	23,583	3,930 59					26,826	4,741 34	22
	600	100 01				511	99,795	22,648 76	23
6	810	162 00					9,911	2,892 30	24
	212,055	14,137 84	4,501		600 09		1,045,750	97,657 33	25
	18,474	2,463 43	765		204 03		99,635	18,746 66	26

6-7 EDWARD VII., A. 1907

No. 14.—SUMMARY STATEMENT of Foreign Merchandise

ARTICLES AND GENERAL TARIFF RATES.		TOTAL IMPORTS.					
		Quantity.		General Tariff.			
				Value.	Quantity.	Value.	Duty.
DUTIABLE GOODS.			\$	\$	\$	cts.	
1	Books— <i>Con.</i>						
	Bank notes, bonds, bills of exchange, cheques, promissory notes, drafts, and all similar work unsigned and cards or other commercial blank forms printed or lithographed, or printed from steel or copper or other plates, and other printed matter, N.E.S., 35 p.c.	\$	125,035	110,414	38,644	90	
2	Posters, advertising bills and folders, 15c. per lb.	Lbs.	107,787	23,809	106,567	23,569	15,985 05
3	Labels for cigar boxes, fruits, vegetables, meat, fish, confectionery and other goods; also shipping, price or other tags, tickets or labels; and railroad or other tickets whether lithographed or printed or partly printed, N.E.S., 35 p.c.	\$	170,926	139,519	48,831	65	
4	Maps and charts, N.E.S., 20 p.c.	"	20,902	16,012	3,202	40	
5	Newspapers, or supplemental editions or parts thereof partly printed and intended to be completed and published in Canada, 25 p.c.	"	2,874	2,874	718	50	
6	Advertising pamphlets, pictorial show cards, illustrated advertising periodicals, illustrated price books, catalogues and price lists; advertising calendars and almanacs; patent medicine or other advertising circulars, fly sheets or pamphlets, 15c. per lb.	Lbs.	671,625	161,016	601,138	145,965	90,170 70
7	Chromos, chromotypes, oleographs, or like work produced by any process other than hand painting or drawing, and having any advertisement or advertising matter printed, lithographed, or stamped thereon, or attached thereto, or other similar artistic work, lithographed, printed or stamped on paper or cardboard for business or advertisement purposes, N.O.P., 15c. per lb.	"	3,982	900	3,962	898	594 30
8	Printed music, bound or in sheets, 10 p.c.	\$	110,266	88,733	8,873	30	
9	Photographs, chromos, chromotypes, artotypes, oleographs, paintings, drawings, pictures, engravings or prints, or proofs therefrom, and similar works of art, N.O.P.; blue prints and building plans, 20 p.c.	"	606,475	336,913	67,382	60	
	Total, books		2,368,037	1,774,487	373,402	00	
10	Boot, shoe and stay laces of any material, 30 p.c.	\$	135,517	46,861	14,058	39	
11	Boots and shoes and slippers of all kinds, except rubber and leather, 25 p.c.	"	93,594	49,452	12,363	00	
12	Braces or suspenders, and metal parts of, 35 p.c.	"	84,992	63,547	22,241	45	
	Brass and manufactures of—						
13	Nails, tacks, rivets and burrs or washers, 30 p.c.	"	9,345	6,873	2,061	90	
14	Pumps, 30 p.c.	"	24,026	23,166	6,949	80	
15	Wire, plain, 10 p.c.	Lbs.	176,853	27,287	149,364	21,618	2,161 80

SESSIONAL PAPER No. 11

Imported into Canada, &c.—Continued.

ENTERED FOR HOME CONSUMPTION.

Preferential Tariff.			Surtax Tariff.			Total.		
Quantity.	Value.	Duty.	Quantity.	Value.	Duty.	Quantity.	Value.	Duty Collected.
	\$	\$ cts.		\$	\$ cts.		\$	\$ cts.
.....	10,258	2,393 64	2,944	1,373 87	123,616	42,412 41 1
1,220	240	122 00	107,787	23,809	16,107 05 2
.....	9,274	2,164 11	22,779	10,630 29	171,572	61,626 05 3
.....	4,852	647 01	38	10 13	20,902	3,859 54 4
.....	2,874	718 50 5
46,101	11,129	4,616 19	8,697	2,412	1,739 40	655,936	159,506	96,520 20 6
20	2	2 00	3,982	900	596 30 7
.....	18,669	1,244 70	2,864	381 91	110,266	10,499 91 8
.....	96,246	12,833 22	118,596	31,625 47	551,755	111,841 29 9
.....	381,199	40,618 05	154,899	46,565 19	2,310,585	460,585 24
.....	73,718	14,743 60	12,330	4,932 00	132,909	33,733 90 10
.....	40,037	6,673 06	10,851	3,616 99	190,340	22,653 05 11
.....	21,182	4,942 71	53	24 73	84,782	27,208 89 12
.....	867	173 40	1,605	642 00	9,315	2,877 30 13
.....	323	64 60	39	15 60	23,528	7,039 00 14
23,952	3,992	266 19	3,393	1,646	219 48	176,709	27,256	2,647 47 15

6-7 EDWARD VII., A. 1907

No. 14.—SUMMARY STATEMENT of Foreign Merchandise

ARTICLES AND GENERAL TARIFF RATES.		TOTAL IMPORTS.				
		Quantity.		Value.		
				Quantity.	Value.	Duty.
DUTIABLE GOODS— <i>Con.</i>			\$	\$	\$	cts.
Brass and manufactures of— <i>Con.</i>						
1	Wire cloth, &c., N.E.S., 25 p.c.	⊘	44,825	12,096	3,024	00
2	Manufactures of, N.O.P. 30 p.c.	"	780,840	694,033	208,209	90
Total, brass.			886,317	757,786	222,407	40
Breadstuffs, &c., viz.—						
3	Arrowroot, 20 p.c.	Lbs.	28,597	1,261	6,747	237
4	Biscuits of all kinds not sweetened, 25 p.c.	"	274,568	18,530	232,626	13,849
5	Biscuits of all kinds sweetened, 27½ p.c.	"	256,085	35,665	73,325	6,382
6	Macaroni and vermicelli, 25 p.c.	"	2,785,335	106,581	2,793,579	107,068
7	Rice, cleaned, 1½ c. per lb.	"	16,823,664	348,917	9,287,975	203,233
8	Rice, uncleaned, unbulled or paddy, ½ c. per lb.	"	13,092,156	296,349	6,454,084	148,552
9	Rice and sago flour and sago, 25 p.c.	"	840,606	15,308	242,842	4,591
10	Tapioca, 25 p.c.	"	2,103,392	54,707	361,672	10,832
Total, breadstuffs			36,204,403	877,318	19,452,850	494,744
Grain and products of, viz.—						
11	Barley, 30 p.c.	Bush.	1,923,995	900,588	2,785	1,632
12	Beans, 15c. per bush.	"	27,437	45,941	27,095	45,141
13	Buckwheat, 10c. per bush.	"	99	120	99	120
14	Indian corn for purposes of distillation, 7½ c. per bush.	"	1,898,183	1,037,026	1,349,776	721,653
15	Oats, 10c. per bush.	"	2,616,145	1,196,300	44,000	20,351
16	Pease, N.E.S., 10c. per bush.	"	5,065	9,098	5,055	9,080
17	Rye, 10c. per bush.	"	179,361	107,729	24,072	15,068
18	Wheat, 12c. per bush.	"	676,696	579,639	64,927	49,741
Total, grain			7,318,041	3,876,441	1,517,809	862,786
19	Bran, mill feed, &c., 20 p.c.	⊘	72,328	67,584	13,516	80
20	Buckwheat meal or flour, ½ c. per lb.	Lbs.	101,902	2,890	104,002	2,866
21	Indian or corn meal, 25c. per brl.	Brls.	27,054	71,275	26,706	69,830
22	Oatmeal, 20 p.c.	Lbs.	8,749	299	29,091	743
23	Rolled oats, ½ c. per lb.	"	456,927	9,190	430,090	8,482
24	Rye flour, 50c. per brl.	Brls.	1,837	6,313	1,820	6,235
25	Wheat flour, 60c. per brl.	"	43,963	174,079	41,811	161,765
26	Hominy, cracked, evaporated or dried corn, 20 p.c.	⊘	4,949	4,922	984	40
27	Cereal foods, prepared, 20 p.c.	⊘	153,299	152,600	30,520	00
28	All other breadstuffs, N.E.S., 20 p.c.	⊘	76,672	62,461	12,492	20
29	Grain, flour and meal, &c., of all kinds, when damaged by water <i>in transitu</i> , 20 p.c.	⊘	657	657	131	40
Total, grain products			571,951	538,145	93,307	06
Bricks and tiles: See Earthenware.						
30	Fire brick and stove linings, N.E.S., 20 p.c.	⊘	51,892	47,310	9,462	00
31	Bath brick, 20 p.c.	"	1,506	248	49	60
32	Building brick, 20 p.c.	M	21,934	194,897	21,141	183,265
33	Paving brick, 20 p.c.	⊘	4,104	46,008	4,079	45,548
34	Drain tiles, not glazed, 20 p.c.	⊘	4,727	4,328	865	60
35	Drain pipes, sewer pipes, chimney linings or vents, chimney tops, and inverted blocks, glazed or unglazed, 35 p.c.	"	131,353	112,115	39,240	25
36	Manufactures of clay, N.O.P., 20 p.c.	⊘	30,067	28,381	5,676	20
Total, bricks, &c.			460,447	423,195	101,456	25

SESSIONAL PAPER No. 11

Imported into Canada, &c.—Continued.

ENTERED FOR HOME CONSUMPTION.

Preferential Tariff.			Surtax Tariff.			Total.			
Quantity.	Value.	Duty.	Quantity.	Value.	Duty.	Quantity.	Value.	Duty Collected.	
	\$	\$ cts.		\$	\$ cts.		\$	\$ cts.	
.....	32,154	5,358 97	575	191 67	44,825	8,574 64	1
.....	70,978	14,015 60	15,661	6,264 49	779,772	228,489 90	2
.....	107,414	19,878 76	19,526	7,333 15	884,726	249,619 31	
24,501	1,118	149 10	31,248	1,355	196 50	3
39,135	4,371	728 59	271,761	38,220	4,190 84	4
181,929	29,169	5,348 22	255,245	35,551	7,103 53	5
.....	2,793,579	107,068	26,767 00	6
6,242,175	132,579	52,018 36	84,000	3,450	1,400 00	15,614,150	339,253	169,517 97	7
12,605,889	165,048	42,019 66	19,659,973	313,600	74,290 07	8
699,725	11,891	1,981 87	942,567	16,482	3,129 62	9
1,717,395	43,486	7,247 73	2,079,067	54,318	9,953 73	10
21,510,740	387,653	109,493 53	84,000	3,450	1,400 00	41,047,590	885,847	295,151 26	
240	263	52 60	3,025	1,895	512 20	11
9	21	90	2	8	40	27,106	45,170	4,065 55	12
.....	99	120	9 90	13
.....	1,349,776	721,653	101,233 29	14
2 298	1,705	153 23	46,298	22,056	4,553 23	15
.....	5,055	9,080	505 50	16
.....	24,972	15,068	2,407 20	17
.....	64,927	49,741	7,791 24	18
2,547	1,989	206 73	2	8	40	1,520,358	864,783	121,168 11	
.....	4,809	641 23	72,393	14,158 03	19
.....	104,002	2,866	260 01	20
7	21	1 16	26,713	69,851	6,677 66	21
3,883	142	18 93	32,974	885	167 53	22
.....	430,090	8,182	2,580 55	23
.....	1,820	6,235	910 00	24
101	355	40 40	41,912	162,120	25,127 00	25
.....	4,922	984 40	26
.....	3,049	406 60	155,649	30,926 60	27
.....	13,281	1,779 95	56	14 97	75,798	14,278 12	28
.....	657	131 40	29
.....	21,657	2,879 27	56	14 97	559,858	96,201 30	
.....	4,582	610 99	51,892	10,972 99	30
.....	1,218	162 37	1,466	211 97	31
740	9,491	1,265 47	53	141	37 60	21,934	194,897	38,356 07	32
25	460	61 34	4,104	46,098	9,170 94	33
.....	399	53 19	4,727	918 79	34
.....	19,238	4,488 85	131,353	43,729 10	35
.....	1,135	151 35	551	146 93	30,067	5,974 48	36
.....	36,523	6,793 56	692	184 53	460,410	108,434 34	

6-7 EDWARD VII., A. 1907

No. 14.—SUMMARY STATEMENT of Foreign Merchandise

ARTICLES AND GENERAL TARIFF RATES.	TOTAL IMPORTS.				
	Quantity.	Value.	General Tariff		
			Quantity.	Value.	Duty.
DUTIABLE GOODS— <i>Con.</i>		\$	\$	\$	cts.
1 British gun, dextrine, sizing cream and enamel sizing, 10 p.c. Lbs.	1,793,839	61,603	1,441,187	49,799	4,979 90
2 Brooms and whisks, 20 p.c. \$		3,432		3,231	646 20
3 Brushes, 25 p.c. "		282,605		231,157	57,789 25
4 Buttons, pantaloon, wholly of metal, 25 p.c. Gross.	459,247	32,476	326,982	25,300	6,325 00
5 Buttons, shoe, N. E. S., 25 p.c. "	5,549	379	5,539	377	94 25
6 Buttons, all kinds, N. O. P., 35 p.c. \$		250,653		188,358	65,925 30
Total, buttons.		283,508		214,035	72,344 55
Candles—					
7 Paraffine wax, 25 p.c. Lbs.	149,308	15,843	145,076	15,450	3,862 50
8 All other, N. E. S., 25 p.c. "	564,763	65,840	376,594	47,836	11,959 00
Total, candles	714,071	81,683	521,670	63,286	15,821 50
9 Cane, reed or rattan, split or otherwise manufactured, N. O. P., 15 p.c. \$		54,815		43,457	6,518 55
10 Canvas, to be used for boats' and ships' sails, 5 p.c. \$		7,855		180	9 00
Carriages and vehicles—					
11 Buggies, carriages, pleasure carts and similar vehicles, N. E. S., 35 p.c. No.	1,475	107,087	1,355	94,588	33,105 80
12 Cutters, 35 p.c. "	15	448	15	448	156 80
13 Farm wagons, 25 p.c. "	4,452	186,281	4,451	186,184	46,546 00
14 Freight wagons, drays and similar vehicles, 25 p.c. "	905	56,371	904	54,278	13,569 50
15 Finished parts of buggies, carriages and similar vehicles, N. E. S., including parts of cutters, children's carriages, and sleds N. O. P., 35 p.c. \$		96,568		95,004	33,251 40
16 Railway cars, passengers, 30 p.c. No.	52	368,434	52	368,434	110,530 20
17 " tram or horse, 30 p.c. "	24	25,394	18	8,042	2,412 60
18 " box and flat cars, 30 p.c. "	473	297,899	473	297,899	89,369 70
19 " cars, parts of, 30 p.c. \$		335,687		234,502	70,350 60
20 " or road scrapers, 30 p.c. "		81,173		81,160	24,348 00
21 Sleighs, 25 p.c. "	894	17,990	892	17,880	4,470 00
22 Wheelbarrows, and trucks and hand-carts, 30 p.c. No.	17,495	103,818	17,410	103,662	31,098 60
23 Bicycles and tricycles, 30 p.c. "	2,371	40,404	2,225	33,429	10,928 70
24 " " parts of, 30 p.c. \$		76,756		68,035	20,410 50
25 Children's carriages and sleds, 35 p.c. "		58,739		58,443	20,455 05
Total, carriages, &c.		1,853,049		1,701,988	510,103 45
26 Carpets, N. E. S., (<i>see</i> woollens), 35 p.c. Yds.	1,681	879	100	49	17 15
27 Carpet sweepers, 30 p.c. No.	7,230	15,928	7,230	15,928	4,778 40
28 Cash registers, 30 p.c. "	1,631	237,834	1,631	237,834	71,350 20
29 Celluloid, manufactures of, N. E. S., 20 p.c. \$		46,575		36,859	7,371 80
30 Cement, Hydraulic or Waterlime, 12½c. per 100 lbs. Cwt.	10,794	4,034	10,794	4,034	1,349 25
31 Cement, Portland, 12½c. per 100 lbs. "	2,861,416	971,127	2,120,974	737,567	265,121 86
32 " N. E. S. and manf. of N. O. P., 20 p.c. \$		27,861		20,790	4,158 00
Total, cement	2,872,210	1,003,022	2,131,768	762,391	270,629 11

SESSIONAL PAPER No. 11

Imported into Canada &c.—Continued.

ENTERED FOR HOME CONSUMPTION.

Preferential Tariff.			Surtax Tariff.			Total.			
Quantity.	Value.	Duty.	Quantity.	Value.	Duty.	Quantity.	Value.	Duty Collected.	
	\$	\$ cts.		\$	\$ cts.		\$	\$ cts.	
180,623	6,188	412 55	113,648	3,625	483 34	1,735,478	59,612	5,875 79	1
.....	86	11 50	115	30 60	3,432	688 30	2
.....	26,117	4,352 95	25,461	8,486 92	282,735	70,629 12	3
50,603	2,772	462 04	81,712	4,404	1,467 98	459,247	32,476	8,255 02	4
10	2	33	5,549	379	94 58	5
.....	31,506	7,351 72	30,532	14,248 34	250,396	87,525 36	6
.....	34,280	7,814 09	34,936	15,716 32	283,251	95,874 96
3,432	319	53 18	300	35	11 67	148,808	15,894	3,927 35	7
149,190	13,761	2,293 59	2,728	547	182 35	328,512	62,144	14,434 94	8
152,622	14,080	2,346 77	3,028	582	194 02	677,320	77 948	18,362 29
.....	2,711	271 10	8,647	1,729 40	54,815	8,519 05	9
.....	7,655	255 16	7,835	264 16	10
1	104	24 27	1,356	94,692	33,130 07	11
.....	15	448	156 80	12
1	97	16 17	4,452	186,281	46,562 17	13
1	2,093	348 84	905	56,371	13,918 34	14
.....	338	78 91	95,342	33,330 31	15
.....	52	368,434	110,530 20	16
6	17,352	3,470 40	24	25,394	5,883 00	17
.....	473	297,899	89,369 70	18
.....	30,391	6,078 20	70,594	28,237 60	355,487	104,666 49	19
.....	81,160	24,348 00	20
.....	892	17,880	4,470 00	21
2	22	4 40	1	5	2 00	17,443	193,689	31,105 00	22
166	5,327	1,065 40	2,391	33,756	11,094 10	23
.....	8,849	1,769 80	21	8 40	76,905	22,188 70	24
.....	276	64 41	58,719	20,519 46	25
.....	64,849	12,920 80	70,620	28,248 00	1,837,457	551,272 25
1,556	790	184 34	25	40	18 69	1,681	879	220 18	26
.....	7,230	15,928	4,778 40	27
.....	1,631	237,834	71,950 20	28
.....	5,818	775 78	3,898	1,039 57	46,575	9,187 15	29
.....	10,794	4,034	1,349 25	30
696,571	215,544	58,047 40	31,037	10,728	5,172 80	2,848,582	963,839	328,342 06	31
.....	4,187	558 33	2,881	768 30	27,858	5,484 63	32
696,571	219,731	58,605 73	31,037	13,609	5,941 10	2,859,376	995,731	333,175 94

6-7 EDWARD VII., A. 1907

No. 14.—SUMMARY STATEMENT of Foreign Merchandise

ARTICLES AND GENERAL TARIFF RATES.		TOTAL IMPORTS.					
		Quantity.	Value.	General Tariff.			
				Quantity.	Value.	Duty.	
DUTIABLE GOODS— <i>Con.</i>			\$		\$	\$ cts.	
1	Chalk, prepared, 20 p.c.	23,821	20,425	4,085 00	
2	Charcoal, 20 p.c.	34,591	19,778	3,955 60	
3	Chicory, raw or green, 3c. per lb.	Lbs. 2,997	117	
4	" kilm-dried, roasted or ground, 4c. per lb.	248,884	12,493	71,305	5,200	2,852 20
Total, chicory		251,881	12,610	71,305	5,200	2,852 20
5	Church vestments of any material, 20 p.c.	\$	23,501	22,005	4,401 00	
6	Cider, clarified or refined, 10c. per gall.	Galls. 739	578	765	529	76 50	
7	" not clarified or refined, 5c. per gall.	2,072	397	1,598	361	79 90
Total, cider		2,811	975	2,363	890	156 40
8	Clocks, clock keys and clock movements, 25 p.c.	\$	342,894	291,878	72,969 50	
9	Clothes wringers, and parts thereof, for domestic use, 35 p.c.	No. 7,578	19,538	7,576	19,528	6,834 80	
10	Cloths, not rubbered or made waterproof, whether of wool, cotton, unions, silk or ramie, sixty inches or over in width and weighing not more than seven ounces to the square yard imported exclusively for the manufacture of mackintosh clothing, 15 p.c.	Yds. 113,713	21,609	
11	Coal, bituminous, 53c. per ton	Tons. 4,764,805	8,795,763	4,476,050	8,316,627	2,372,306 50	
12	" dust, N.E.S., 20 p.c. not over 13c. per ton	751,214	494,100	746,526	487,461	83,732 92
Total, coal		5,516,019	9,289,863	5,222,576	8,804,088	2,456,039 42
13	Cocoa carpeting, mats, rugs and matting, 25 p.c.	\$	4,847	775	193 75	
14	Cocoa nuts, imported from place of growth by vessel direct to a Canadian port, 50c. per 100	No. 2,464,751	54,108	43,384	938	216 92	
15	Cocoa nuts, N.E.S., 81 per 100	127,043	3,913	127,043	3,913	1,270 43
Total, cocoanuts		2,591,794	58,021	170,427	4,851	1,487 35
16	Cocoa nut, desiccated, sweetened or not, 5c. per lb.	Lbs. 116,738	8,475	8,433	789	421 65	
17	Cocoa paste, chocolate paste, cocos and cocoa butter, N.O.P., 4c. per lb.	1,333,972	246,259	818,394	147,060	32,735 76
18	Cocoa shells and nibs, chocolate and other preparations of cocoa, N.E.S., 20 p.c.	1,372,190	325,786	732,297	192,769	38,553 80
Total, cocoa		2,706,162	572,045	1,550,691	339,829	71,289 56

SESSIONAL PAPER No. 11

Imported into Canada, &c.—Continued.

ENTERED FOR HOME CONSUMPTION.

Preferential Tariff.			Surtax Tariff.			Total.		
Quantity.	Value.	Duty.	Quantity.	Value.	Duty.	Quantity.	Value.	Duty Collected.
	\$	\$ cts.		\$	\$ cts.		\$	\$ cts.
	1,618	215 77		1,810	482 70		23,853	4,783 47
	14,813	1,975 07					34,501	5,930 67
861	38	17 22				861	38	17 22
168,675	7,066	4,498 10				239,980	12,266	7,350 30
169,536	7,104	4,515 32				240,841	12,304	7,367 52
	1,496	199 54					23,501	4,600 54
90	119	6 00				855	648	82 50
						1,598	361	79 90
90	119	6 00				2,453	1,009	162 40
	4,560	760 04		46,649	15,549 72		343,087	89,279 26
2	10	2 34				7,578	19,538	6,837 14
121,236	23,153	2,315 30				121,236	23,153	2,315 30
19,500	43,722	6,890 03				4,495,550	8,360,349	2,379,196 53
725	1,719	62 88				747,251	489,180	83,795 80
20,225	45,441	6,952 91				5,242,801	8,849,529	2,462,992 33
	4,080	680 02					4,855	873 77
2,394,461	52,788	7,981 49				2,437,845	53,726	8,198 41
						127,043	3,913	1,270 43
2,394,461	52,788	7,981 49				2,564,888	57,639	9,468 84
108,555	7,729	3,618 50				116,988	8,518	4,040 15
466,710	93,206	12,445 86	31,716	4,237	1,691 51	1,316,820	244,503	46,873 13
646,765	137,678	18,357 13	546	146	38 92	1,379,608	330,593	56,949 85
1,113,475	230,884	30,802 99	32,262	4,383	1,730 43	2,696,428	575,096	103,822 98

6-7 EDWARD VII., A. 1907

No. 14.—SUMMARY STATEMENT of Foreign Merchandise

ARTICLES AND GENERAL TARIFF RATES.	TOTAL IMPORTS.					
	Quantity.		General Tariff.			
	Quantity.	Value.	Quantity.	Value.	Duty.	
DUTIABLE GOODS— <i>Con.</i>			\$	\$	\$ cts.	
1 Coffee, green, N.E.S., 10 p.c.	Lbs.	488,034	56,260	496,303	57,237	5,723 70
2 " extract of, N.E.S., or substitutes there-for of all kinds, 3c. per lb.	"	71,107	10,320	40,639	2,984	1,219 17
3 " roasted or ground, when not imported direct from the country of growth and production, 2c. per lb. and 10 p.c.	"	196,848	38,414	205,969	40,846	8,203 98
4 " roasted or ground, and imitations of and substitutes for, N.O.P., 2c. per lb.	"	300,346	33,206	313,747	34,066	6,274 94
5 " condensed with milk, 30 p.c.	"	162	38	147	35	10 50
Total, coffee		1,056,497	138,238	1,056,805	135,168	21,432 29
6 Collars of cotton or linen, xylonite, xyloite or celluloid, 35 p.c.	Doz.	199,631	184,698	133,888	125,656	43,979 60
7 Combs for dress and toilet, of all kinds, 35 p.c.	\$		238,750		129,362	45,276 70
Copper and manufactures of—						
8 Nails, tacks, rivets and burrs or washers, 39 p.c.	\$		3,460		2,945	883 50
9 Wire, plain, tinned or plated, 15 p.c.	Lbs.	216,794	40,134	213,281	39,395	5,909 25
10 Wire cloth, &c., 25 p.c.	\$		3,303		643	160 75
11 All other manufactures of, N.O.P., 30 p.c.	"		96,090		87,398	26,219 40
Total, copper.			142,987		130,381	33,172 90
12 Cordage, cotton, of all kinds, 25 p.c.	Lbs.	159,360	21,279	65,019	9,172	2,293 00
13 " and twines of all kinds, N.E.S., (see Twines) 25 p.c.	"	2,110,550	240,296	698,567	85,206	21,301 50
Total, cordage		2,269,910	261,575	763,586	94,378	23,594 50
14 Corks, and other manufactures of cork-wood, or cork-bark, N.O.P., 20 p.c.	\$		194,404		184,620	36,924 00
15 Corsets, 35 p.c.	"		113,233		111,703	39,096 05
16 Corset clasps, bunks, blanks and steels, and corset wires, tipped or untipped, 35 p.c.	"		3,031		2,841	994 35
17 Costumes and scenery, theatrical, according to material.	"		21,591		20,738	4,198 35
Cotton, manufactures of—						
18 Duck, gray or white, N.E.S., 22½ p.c.	Yds.	311,873	81,220	220,242	56,863	12,794 45
19 Embroideries, white, 25 p.c.	\$		536,604		505,030	126,237 50
20 Gray, unbleached cotton fabrics, 25 p.c.	Yds.	628,023	45,670	549,382	40,020	10,005 00
21 White or bleached cotton fabrics, 25 p.c.	"	15,483,996	1,274,640	2,870,295	257,029	64,257 25
22 Fabrics, printed, dyed or coloured, N.O.P., 35 p.c.	"	36,259,318	3,608,467	6,172,415	598,359	209,425 65
23 Jeans, coutilles and sateens, imported by corset and dress stay-makers for use in their own factories, 20 p.c.	"	1,076,307	106,080	1,062,391	104,393	20,878 60
24 Handkerchiefs, 35 p.c.	\$		335,733		54,769	19,169 15
25 Batts, batting and sheet wadding, 25 p.c.	Lbs.	129,358	16,135	124,946	15,235	3,808 75
26 Knitting yarn, hosiery yarn or other cotton yarn, 25 p.c.	"	191,473	45,644	123,038	29,355	7,338 75
27 Cotton warps, 25 p.c.	\$		2,241		1,238	309 50
28 Seamless bags, 20 p.c.	"		19,364		8,557	1,711 40

SESSIONAL PAPER No. 11

Imported into Canada, &c.—Continued.

ENTERED FOR CONSUMPTION.								
Preferential Tariff.			Surtax Tariff.			Total.		
Quantity.	Value.	Duty.	Quantity.	Value.	Duty.	Quantity.	Value	Duty Collected.
	\$	\$ cts.		\$	\$ cts.		\$	\$ cts.
						496,303	57,237	5,723 70 1
30,341	7,242	606 84				70,980	10,226	1,826 01 2
1,515	268	38 08				207,484	41,114	8,242 06 3
124	14	1 66				313,871	34,080	6,276 60 1
15	3	0 60				162	38	11 10 5
31,995	7,527	647 18				1,088,800	142,695	22,079 47
45,658	41,106	9,591 68	19,962	17,790	8,302 14	199,508	184,552	61,873 42 6
	81,483	19,013 06		27,671	12,913 18		238,516	77,202 94 7
	515	103 00					3,460	986 50 8
3,217	686	68 60	19	14	2 80	216,517	40,035	5,980 65 9
	2,660	443 34					3,303	604 09 10
	8,146	1,629 20		6	2 40		95,550	27,851 00 11
	12,007	2,214 14		20	5 20		142,408	35,422 24
94,341	12,107	2,421 40				159,360	21,279	4,714 40 12
1,438,858	155,743	31,148 60	19	3	1 00	2,137,444	240,952	52,451 19 13
1,533,199	167,850	33,570 00	19	3	1 00	2,296,804	262,231	57,165 50
	3,705	493 98		189	50 40		188,514	37,468 38 14
	1,119	261 15		103	48 08		112,925	39,405 28 15
	190	44 33					3,031	1,038 68 16
	97	20 21		36	9 60		20,871	4,228 16 17
93,377	24,402	3,660 35				313,619	81,265	16,454 80 18
	21,058	3,509 66		5,166	1,722 00		531,254	131,489 16 19
78,507	5,636	939 29	32	3	1 00	627,921	45,659	10,945 29 20
12,595,828	1,013,911	168,987 25	70,626	5,715	1,904 97	15,536,749	1,276,655	235,149 47 21
29,676,367	2,950,950	688,559 11	272,180	51,352	23,964 33	36,120,962	3,600,661	921,949 09 22
13,316	1,687	224 95				1,076,307	106,080	21,103 55 23
	282,069	65,816 86		554	258 53		337,392	85,244 54 24
3,728	683	113 84	684	217	72 31	129,358	16,135	3,994 90 25
68,435	16,289	2,714 91				191,473	45,644	10,053 66 26
	1,003	167 17					2,241	476 67 27
	10,805	1,440 69					19,362	3,152 09 28

6-7 EDWARD VII., A. 1907

No. 14.—SUMMARY STATEMENT of Foreign Merchandise

TOTAL IMPORTS.

ARTICLES AND GENERAL TARIFF RATES.		General Tariff.				
		Quantity.	Value.	Quantity.	Value.	Duty.
			\$		\$	\$ cts.
DUTIABLE GOODS— <i>Con.</i>						
Cotton, manufactures of— <i>Con.</i>						
1	Sheets and bed quilts and damask of cotton, N.O.P., 30 p.c.	Doz.	202,866		25,509	7,652 70
2	Shirts of cotton, 35 p.c.	Doz.	39,930	28,113	116,076	40,626 60
3	Sewing thread on spools, 25 p.c.	Doz.	355,694		198,448	49,612 00
4	Sewing cotton thread in hanks, 3 and 6 cord, 15 p.c.	Lbs.	641,062	545	222	33 30
5	Crochet cotton thread, on spools or tubes or in balls, 25 p.c.	Doz.			9,469	2,367 25
6	All other cotton thread, N.E.S., 25 p.c.	Lbs.	2,647	917	313	78 25
7	Clothing, N.E.S., 35 p.c.	Doz.	672,763		414,096	144,933 60
8	Blouses and shirt waists, 35 p.c.	Doz.	87,949		81,221	28,427 35
9	Cotton bags made up by the use of the needle, not otherwise provided for, 35 p.c.	Doz.			63,389	19,755 05
10	Lampwicks, 25 p.c.	Doz.	10,894		5,698	1,424 50
11	Shawls, 30 p.c.	Doz.	1,881		85	25 50
12	Socks and stockings, 35 p.c.	Doz. prs.	247,094	33,357	30,102	10,535 70
13	Tape not dyed or coloured, 25 p.c.	Doz.	62,322		12,438	3,109 50
14	" dyed or coloured, 35 p.c.	Doz.	32,530		11,610	4,063 50
15	Towels, 30 p.c.	Doz.	98,383		2,086	625 80
16	Undershirts and drawers, 35 p.c.	Doz.	100,024		85,559	29,945 65
17	Uncoloured cotton fabrics, bleached, viz.:—Serims and window serims, cambric cloths, muslin apron checks, billiants, cords, piques, diapers, lenos, mosquito nettings; Swiss jaconet and cambric muslins, and plain, striped or checked lawns, 25 p.c.	Yds.	2,184,317	265,259	25,962	6,490 50
18	Velvet, velveteens and plush fabrics, N.E.S., 30 p.c.	Yds.	1,842,146	355,901	105,709	31,712 70
19	Other articles made by the seamstress from cotton fabrics, N.O.P., 35 p.c.	Doz.			191,653	46,086 60
Total cottons.			9,501,617		2,983,570	903,462 05
20	Crapes, black, 20 p.c.	Doz.	13,303		2,934	586 80
21	Cuffs of cotton, linen, xylonite, xylolite or celluloid, 35 p.c.	Prs.	45,565	38,430	4,225	1,478 75
22	Curtains and shams when made up, trimmed or untrimmed, 35 p.c.	Doz.			633,991	81,106 90
23	Cyclometers and pedometers, 25 p.c.	Doz.			1,156	289 00
Drugs, dyes, chemicals and medicines—						
Acids—						
24	Acetic and pyroligneous, N.E.S., not exceeding proof strength, 15c. per gall.	Galls.	61	42	61	42 9 15
25	Acetic and pyroligneous, in excess of the strength of proof, 15c. per gall., and 2c. additional for each degree above proof.	"	7,948	6,211	608	561 908 87
26	Acid, acetic and pyroligneous, crude, of any strength, not exceeding 30 p.c., 25 p.c.	"	49,945	2,864	49,890	2,860 715 00
27	Acid phosphate, N.O.P., 25 p.c.	Lbs.	332,523	19,492	332,363	19,458 4,864 50
28	Acids, mixed, N.E.S., 20 p.c.	"	297,644	7,875	297,340	7,808 1,561 60
29	Muriatic and nitric, 20 p.c.	"	169,875	3,932	107,737	3,540 708 00
30	Sulphuric, 25 p.c.	"	823,210	8,584	821,968	8,540 2,135 00
31	Other, N.E.S., 20 p.c.	"	594,526	46,904	329,508	15,235 3,047 00
32	Aniline dyes, in packages of less than 1 lb. weight, 20 p.c.	"	1,998	722	1,748	132 26 40

SESSIONAL PAPER No. 11

Imported into Canada, &c.—Continued.

ENTERED FOR HOME CONSUMPTION.

Preferential Tariff.			Surtax Tariff.			Total.			
Quantity.	Value.	Duty.	Quantity.	Value.	Duty.	Quantity.	Value.	Duty Collected.	
	§	§ cts.		§	§ cts.		§	§ cts.	
.....	176,420	35,284 00	978	391 20	202,907	43,327 90	1
11,550	55,959	13,057 58	330	1,167	544 59	39,993	173,202	54,228 77	2
.....	157,971	26,178 62	1,497	498 97	357,016	76,289 59	3
640,651	383,887	28,388 70	641,196	384,109	38,422 60	4
.....	11,455	1,909 19	35	11 66	20,959	4,288 10	5
1,730	211	35 16	2,647	524	113 41	6
.....	232,894	54,343 34	26,329	12,286 80	673,319	211,563 74	7
.....	4,801	1,121 29	1,695	790 99	87,717	30,339 63	8
.....	7,080	1,652 02	63,523	21,407 07	9
.....	5,143	857 38	35	11 67	10,876	2,263 55	10
.....	1,713	342 60	83	33 29	1,881	401 30	11
74,778	104,633	24,414 77	138,854	179,760	83,888 07	246,989	311,495	118,838 54	12
.....	46,805	7,800 95	3,078	1,025 96	62,321	11,936 41	13
.....	48,186	4,243 41	2,734	1,275 81	32,530	9,582 72	14
.....	94,721	18,944 29	760	304 00	97,567	19,874 00	15
.....	13,223	3,085 52	1,242	379 64	100,024	33,610 81	16
.....
1,938,584	160,768	26,812 32	7	1	0 33	2,203,850	186,831	33,303 15	17
1,330,969	315,218	63,043 60	156,348	49,292	19,716 80	1,843,218	470,219	114,473 10	18
.....	53,605	12,507 31	4,154	1,938 58	189,435	60,532 49	19
.....	6,172,386	1,270,156 04	335,847	151,221 41	9,491,803	2,324,839 50	20
.....	9,986	1,331 52	383	102 11	13,303	2,020 43	21
6,484	851	198 60	651	75	35 60	45,565	5,151	1,712 35	22
.....	401,347	93,648 36	1,110	518 01	634,191	175,273 27	23
.....	254	42 33	1,410	331 33	24
.....	61	42	9 15	25
.....
7,942	6,201	7,239 79	4	9	10 77	8,554	6,771	8,159 43	26
55	4	0 66	49,945	2,864	715 66	27
160	34	5 67	332,523	19,492	4,870 17	28
304	67	8 93	297,644	7,875	1,570 53	29
2,403	288	38 40	10	56	14 93	110,150	3,884	761 33	30
617	18	3 01	822,585	8,558	2,138 01	31
130,270	25,213	3,361 80	41,185	5,881	1,568 34	500,963	46,329	7,977 14	32
.....	250	590	157 33	1,998	722	183 73	33

6-7 EDWARD VII., A. 1907

No. 14.—SUMMARY STATEMENT of Foreign Merchandise

ARTICLES AND GENERAL TARIFF RATES.		TOTAL IMPORTS.					
		Quantity.		General Tariff.			
		Quantity.	Value.	Quantity.	Value.	Duty.	
DUTIABLE GOODS— <i>Con.</i>			\$		\$	\$ cts.	
Drugs, dyes, &c.— <i>Con.</i>							
1	Gelatine and isinglass, 25 p.c.	Lbs.	216,768	63,037	146,022	39,489	9,872 25
2	Glue, powdered or sheet, 25 p.c.	"	2,811,950	219,065	1,478,535	121,827	31,206 75
3	Glue, liquid, 25 p.c.	\$		14,639		14,144	3,536 00
4	Glycerine, N.E.S., 20 p.c.	Lbs.	1,335,159	115,998	66,361	7,461	1,492 20
5	Glycerine, imported by manufacturers thereof in their own factories, 10 p.c.	"	2,385,224	227,948	346,229	32,285	3,228 50
6	Gums—Camphor, 20 p.c.	"	32,770	22,698	24,826	16,435	3,287 00
7	" Opium (crude) \$1 per lb.	"	73,632	285,317	4,770	9,922	4,770 00
8	" Other, N.E.S., 20 p.c.	"	12,542	2,329	12,542	2,329	465 80
9	Liquorice, in paste, rolls and sticks, 20 p.c.	"	2,556,324	192,218	2,196,188	170,357	34,071 40
10	Magnesia, 20 p.c.	"	266,554	8,727	206,333	4,828	965 60
11	Milk food, and other similar preparations, 30 p.c.	\$		90,140		50,930	15,279 00
12	Morphine, 20 p.c.	Oz.	5,441	6,431	329	671	134 20
13	Opium, powdered, \$1.35 per lb.	Lbs.	11,548	36,026	83	240	112 65
14	Proprietary medicines, in liquid form, containing alcohol, 50 p.c.	\$		73,170		72,484	36,242 00
15	Proprietary medicines, not otherwise provided for, 25 p.c.	"		441,541		324,477	81,119 25
16	Potash or potassa, bicarbonate of, 20 p.c.	Lbs.	7,152	730	6,268	506	101 20
17	Salts, glauber, 20 p.c.	"	233,923	1,032	67,618	377	75 40
18	Soda, bicarbonate of, 20 p.c.	"	5,088,929	46,619	576,615	6,053	1,210 60
19	Sodium, hyposulphite, 20 p.c.	\$		11,278		9,018	1,803 60
20	Sulphuric ether, chloroform and solutions of peroxides of hydrogen, 25 p.c.	Lbs.	183,411	32,408	142,526	17,162	4,290 50
21	Therium, nitrate, 20 p.c.	"		29			
22	Vaseline and all similar preparations of petroleum, for toilet, medicinal or other purposes, 25 p.c.	\$		14,308		14,244	3,561 00
23	Yeast cakes, 6c per lb.	Lbs.	3,681	366	3,616	359	216 96
24	Yeast, compressed, in packages weighing less than 50 lbs., 6c per lb.	"	870	178	870	178	52 20
25	Yeast, compressed, in bulk or mass of not less than 50 lbs., 3c per lb.	"	226,329	48,072	226,329	48,072	6,789 87
26	All other drugs, dyes and chemicals, &c., not otherwise provided for, 20 p.c.	\$		610,708		363,879	73,775 80
Total, drugs, &c.				2,664,598		1,393,903	331,634 65
Earthen and chinaware:—(See Bricks and Tiles).							
27	Baths, tubs and washstands of earthenware, stone, cement or clay, or of other material, N.O.P., 30 p.c.	\$		68,153		52,062	15,618 60
28	Brown or coloured earthen and stoneware, and Rockingham ware, 30 p.c.	"		8,366		5,017	1,505 10
29	Decorated, printed or sponged, and all earthenware, N.E.S., 30 p.c.	"		191,083		54,691	16,407 30
30	Dennjohs, churns or crocks, 30 p.c.	"		10,272		9,211	2,763 30
31	White granite or ironstone ware, C.C. or cream coloured ware, 30 p.c.	"		46,284		8,737	2,621 10
32	Tableware of china, porcelain or other clay, 30 p.c.	"		944,555		153,394	46,018 20
33	China and porcelain ware, N.E.S., 30 p.c.	"		210,405		103,442	31,032 60
34	Earthenware tiles, 35 p.c.	"		77,824		49,351	17,272 85
35	Manufactures of earthenware, N.E.S., 30 p.c.	"		117,875		98,115	29,434 50
Total, earthenware				1,674,817		534,020	162,673 55

SESSIONAL PAPER No. 11

Imported into Canada, &c.—Continued.

ENTERED FOR HOME CONSUMPTION.

Preferential Tariff.			Surtax Tariff.			Total.		
Quantity.	Value.	Duty.	Quantity.	Value.	Duty.	Quantity.	Value.	Duty Collected.
	\$	\$ cts.		\$	\$ cts.		\$	\$ cts.
42,832	15,323	2,553 85	32,977	8,186	2,728 65	221,831	62,998	15,154 75 1
616,125	47,707	7,951 31	657,921	42,984	14,328 01	2,752,581	215,518	53,486 07 2
.....	488	81 38	52	17 34	14,684	3,634 72 3
1,262,930	105,532	14,071 02	1,320,291	112,993	15,563 22 4
2,065,104	200,729	13,382 01	2,411,333	233,014	16,610 51 5
11,417	7,582	1,010 94	36,243	24,017	4,297 94 6
63,757	252,009	42,504 67	5	12	6 67	68,532	261,943	47,281 34 7
.....	12,542	2,329	465 80 8
53,927	4,236	564 90	2,249,215	174,593	34,636 30 9
30,139	2,496	332 79	30,082	1,403	374 14	266,554	8,737	1,672 53 10
.....	39,414	7,882 80	90,344	23,161 80 11
5,112	5,760	768 02	5,441	6,431	902 22 12
118	313	106 20	291	553	218 25 13
.....	3,192	2,127 98	75,676	38,369 98 14
.....	122,836	20,473 55	4,621	1,540 80	451,934	103,133 20 15
884	224	29 88	7,152	730	131 08 16
163,090	623	83 07	3,215	32	8 54	233,923	1,032	167 01 17
4,509,311	40,326	5,376 86	5,085,926	46,379	6,587 46 18
.....	2,060	274 67	200	53 33	11,278	2,131 60 19
10,887	7,446	1,241 01	44,374	7,240	2,413 38	197,787	31,848	7,944 89 20
.....	29	7 74	29	7 74 21
.....	2	0 34	62	20 67	14,308	3,582 01 22
.....	3,616	359	216 96 23
.....	870	178	52 20 24
.....	226,329	48,072	6,789 87 25
.....	179,826	23,977 81	63,504	16,934 58	612,209	114,688 19 26
.....	1,066,757	153,325 34	138,053	42,312 80	2,598,713	527,272 79
.....	15,747	3,149 40	19	7 60	67,828	18,775 60 27
.....	3,346	669 20	8,363	2,174 30 28
.....	122,668	24,533 60	14,193	5,677 20	191,552	46,618 10 29
.....	1,205	241 00	92	36 80	10,598	3,041 10 30
.....	39,223	7,844 60	47,960	10,465 70 31
.....	705,415	105,812 25	97,255	38,902 00	956,064	190,732 45 32
.....	34,715	6,943 00	75,856	30,342 40	214,013	68,318 00 33
.....	28,877	6,737 96	19	8 87	78,247	24,019 68 34
.....	16,788	3,357 60	2,921	1,168 40	117,824	33,960 50 35
.....	967,984	159,288 61	190,355	76,143 27	1,692,359	398,105 43

6-7 EDWARD VII., A. 1907

No. 14.—SUMMARY STATEMENT of Foreign Merchandise

ARTICLES AND GENERAL TARIFF RATES.		TOTAL IMPORTS.				
		Quantity.	Value.	General Tariff.		
				Quantity.	Value.	Duty.
DUTIABLE GOODS— <i>Con.</i>			£		£	£ cts.
1	Eggs, 3c. per doz. Doz.	485,229	94,232	462,669	88,937	13,880 07
2	Elastic round or flat, including garter elastic, 35 p.c. £		118,362		26,944	9,430 40
3	Electric light carbons and carbon points, of all kinds, N.E.S., 35 p.c. M.	5,661	48,064	4,914	37,908	13,267 80
4	Electric carbons over 6 inches in circumference, 15 p.c. No.	120	71	120	71	10 65
Total, electric carbons.			48,135		37,979	13,278 45
5	Electric apparatus, N.E.S., insulators of all kinds, &c., electric and galvanic batteries; telegraph and telephone instruments, 25 p.c. £		2,461,726		2,382,118	595,529 50
6	Electric motors, generators, dynamos and sockets, 25 p.c. "		1,003,853		994,219	248,554 75
Total, electric apparatus.			3,465,579		3,376,337	844,084 25
7	Embroideries, not otherwise provided for, 35 p.c. £		86,288		63,154	22,103 90
8	Emery wheels and manufactures of emery, 25 p.c. "		42,986		41,626	10,406 50
9	Express parcels of small value. "		1,065,380		1,061,815	277,330 71
Fancy goods, viz.—						
10	Alabaster, spar, amber, terra cotta, or composition ornaments, 35 p.c. £		3,884		3,190	1,116 50
11	Bead ornaments and statuettes, N.E.S., 35 p.c. "		76,233		60,779	21,272 65
12	Boxes, fancy, ornamental cases and writing desks, &c., &c., 35 p.c. "		138,631		71,983	25,194 05
13	Braids, bracelets, cords, fringes, tassels, &c., 35 p.c. "		454,879		217,973	76,290 55
14	Casket gimps and fringes embroidered or embossed chiffon imported by manufacturers of burial caskets or robes for use in such manufacture. 10 p.c. "		9,892		9,615	961 50
15	Cases for jewellery, watches, silver ware, plated ware and cutlery, 35 p.c. "		20,007		13,709	4,798 15
16	Fancy manufactures of bone, shell, horn and ivory, N.E.S., 35 p.c. "		601		332	116 20
17	Fans, 35 p.c. "		12,978		10,320	3,612 00
18	Flowers, artificial, 25 p.c. "		264,749		165,505	41,376 25
19	Feathers, fancy, undressed, 20 p.c. "		5,061		4,519	903 80
20	" " N.E.S., 30 p.c. "		272,190		114,619	34,385 70
21	" " ostrich and vulture, dressed, 30 p.c. "		22,665		3,384	1,015 20
22	Ivory or bone dice, draughts, chessmen, &c., 20 p.c. "		791		726	145 20
23	Laces, lace collars and similar goods, lace nets and nettings of cotton, linen, silk or other material, 35 p.c. "		1,704,692		561,465	196,512 75
24	Millinery not elsewhere provided for, according to material. "		296		227	77 45
25	Toys and dolls of all kinds, 35 p.c. "		362,440		145,693	50,992 55
26	All other, N.E.S., 35 p.c. "		18,145		13,229	4,630 15
Total, fancy goods.			3,367,174		1,397,268	463,400 65

SESSIONAL PAPER No. 11

Imported into Canada, &c.—Continued.

ENTERED FOR HOME CONSUMPTION.

Preferential Tariff.			Surtax Tariff.			Total.		
Quantity.	Value.	Duty.	Quantity.	Value.	Duty.	Quantity.	Value.	Duty Collected.
	\$	\$ cts.		\$	\$ cts.		\$	\$ cts.
						462,669	88,957	13,880 07 1
	91,314	21,306 85		104	48 53		118,362	30,785 78 2
			756	10,238	4,777 72	5,670	48,146	18,045 52 3
						120	71	10 65 4
				10,238	4,777 72		48,217	18,056 17
	66,213	11,035 63		9,083	3,027 69		2,457,414	609,592 82 5
	7,732	1,288 67		166	55 33		1,002,117	249,898 75 6
	73,945	12,324 30		9,249	3,083 02		3,459,531	859,491 57
	12,053	2,812 48		9,775	4,561 66		84,982	29,478 04 7
	271	45 17		183	61 01		42,080	10,512 68 8
	3,420	795 67		145	49 19		1,065,380	278,175 57 9
	227	52 97		467	217 95		3,884	1,387 42 10
	521	121 62		15,537	7,250 61		76,837	28,644 88 11
	27,829	6,493 80		38,647	18,035 49		138,459	49,723 34 12
	71,834	16,762 24		164,947	76,975 38		454,754	170,028 17 13
	28	1 87		249	33 20		9,892	996 57 14
	2,346	547 42		4,022	1,876 93		20,077	7,222 50 15
	39	9 10		155	72 33		526	197 63 16
	40	9 34		1,710	797 98		12,070	4,419 32 17
	62,176	10,362 95		37,127	12,375 62		264,808	64,114 82 18
	454	60 53		88	23 47		5,061	987 80 19
	127,339	25,467 80		30,248	12,099 20		272,206	71,952 70 20
	18,941	3,788 20		280	112 00		22,605	4,915 40 21
	37	4 93		28	7 47		791	157 60 22
	745,823	174,027 54		395,609	184,618 45		1,702,897	555,158 74 23
	69	15 57					296	93 02 24
	26,842	6,263 71		190,049	88,690 22		362,584	145,946 48 25
	2,794	652 02		2,122	990 35		18,145	6,272 52 26
	1,087,339	244,641 61		881,285	404,176 65		3,365,892	1,112,218 91

6-7 EDWARD VII., A. 1907

No. 14.—SUMMARY STATEMENT of Foreign Merchandise

ARTICLES AND GENERAL TARIFF RATES.		TOTAL IMPORTS.				
		Quantity.	Value.	General Tariff.		
				Quantity.	Value.	Duty.
DUTIABLE GOODS— <i>Con.</i>			§	§	§	cts.
1	Feathers, bed and other, undressed, N.O.P., 20 p.c.	8	26,978		27,501	5,500 20
2	Feathers, bed and other, dressed, N.O.P., 30 p.c.	"	206		122	36 60
3	Feathers, all other, N.E.S., 30 p.c.	"	141		27	8 10
4	Featherbone in coils, 20 p.c.	"	455		443	88 60
5	Fertilizers, compounded or manufactured, 10 p.c.	"	167,513		157,519	15,751 90
6	Fibre, Kartavert, indurated fibre, vulcanized fibre and like material and manufactures of, N.E.S., 25 p.c.	"	44,570		44,261	11,065 25
7	Fireworks, firecrackers and torpedoes, all kinds, 25 p.c.	"	29,439		29,497	7,374 25
Fish—						
8	Cod, haddock, ling and pollock, fresh, imported otherwise than in barrels, &c., 50c. per 100 lbs.	Lbs.	1,490,576	53,686	1,490,260	53,674 7,451 39
9	Cod, haddock, ling and pollock, dry salted, 50c. per 100 lbs.	"	615,931	29,564	278,325	12,298 1,391 68
10	Cod, haddock, ling and pollock, wet salted, 50c. per 100 lbs.	"	1,432	101	1,432	101 7 17
11	Cod, haddock, ling and pollock, smoked, 1c. per lb.	"	42,456	2,524	42,586	2,532 425 86
12	Cod, haddock, ling and pollock, pickled, in barrels, 1c. per lb.	"	3,350	96	3,350	96 33 59
13	Halibut, fresh, not in barrels, 50c. per 100 lbs.	"	1,174,598	53,444	1,174,345	53,422 5,871 83
14	Halibut, pickled, in barrels, 1c. per lb.	"	129	12	129	12 1 29
15	Herrings, fresh, not in barrels, 50c. per 100 lbs.	"	13,965	508	12,365	449 61 83
16	Herrings, pickled or salted, 1c. per lb.	"	515,397	23,662	346,306	17,555 1,731 54
17	" " smoked, 1c. per lb.	"	4,085	356	4,067	355 40 67
18	Mackerel, fresh, 1c. per lb.	"	15,031	1,626	14,931	1,614 149 31
19	" " pickled, 1c. per lb.	"	199,552	8,764	3,566	300 35 66
20	Sea fish, other, fresh, not in barrels, 50c. per 100 lbs.	"	27,806	1,578	27,806	1,578 139 04
21	Sea fish, other, pickled, in barrels, 1c. per lb.	"	204,432	3,384	832	46 8 32
22	Sea fish, other, preserved, N.E.S., 25 p.c.	"	14,716	1,413	4,726	565 141 25
23	Oysters, fresh in shell, 25 p.c.	Brls.	3,597	21,606	3,497	21,528 5,382 00
24	" " shelled, in bulk, 10c. per gall.	Galls.	219,504	278,555	219,504	278,555 21,950 40
25	" " canned, in cans not over 1 pint, 3c. per can.	Cans.	15,866	1,775	15,770	1,768 473 10
26	Oysters, canned, in cans over one pint and not over one quart, 5c. per can.	"	17,853	8,958	16,089	7,990 804 45
27	Oysters, canned, in cans exceeding one quart, 5c. additional for each quart or fraction of	"			38	77 7 60
28	Oysters, prepared and preserved, N.E.S., 25 p.c.	Lbs.	484,356	37,955	482,003	40,783 10,195 75
29	Lobsters, fresh (not alive), 25 p.c.	Brls.	22	231	22	231 57 75
30	" " canned, N.E.S., 25 p.c.	Lbs.	519	88	396	44 11 00
31	Bait fish, fresh, not in barrels, 50c. per 100 lbs.	"	16,060	560		
32	Salmon, fresh, not in barrels, 1c. per lb.	"	665,278	15,813	665,278	15,813 3,326 40
33	" " smoked, 1c. per lb.	"	8,652	981	7,532	905 75 32
34	" " canned, prepared or preserved, N.E.S., 25 p.c.	"	1,972	103	1,180	131 32 75

6-7 EDWARD VII., A. 1907

No. 14.—SUMMARY STATEMENT of Foreign Merchandise

ARTICLES AND GENERAL TARIFF RATES.		TOTAL IMPORTS.					
		Quantity.	Value.	General Tariff.			
				Quantity.	Value.	Duty.	
DUTIABLE GOODS— <i>Con.</i>			8		8	4 cts.	
Fish— <i>Con.</i>							
1	Salmon, pickled or salted, 1c. per lb.	Lbs.	1,437	77	1,437	77	14 37
2	Fish smoked, and boneless fish, N. E. S., 1c. per lb.	"	42,042	2,367	41,994	2,363	419 94
3	Anchovies and sardines, packed in oil or otherwise, in tin boxes measuring not more than 5 inches long, 4 inches wide and 3½ inches deep, 5c. per box. Boxes.		147	33	160	32	8 60
4	Anchovies and sardines, in half boxes, measuring not more than 5 inches long, 4 inches wide and 1½ inches deep, 2½c. per box.	½-boxes.	89,322	11,635	69,291	9,755	1,732 29
5	Anchovies and sardines, in quarter boxes, measuring not more than 4½ inches long, 3½ inches wide and 1½ inches deep, 2c. per box.	¼-boxes.	1,844,857	133,133	1,780,976	120,147	35,619 52
6	Anchovies and sardines, imported in any other form, 30 p.c.	8		5,203		2,627	788 10
7	Fish preserved in oil, except anchovies and sardines, 30 p.c.	8		24,188		9,374	2,812 20
8	Fish, all other, not in barrels or half- barrels, fresh, 50c. per 100 lbs.	Lbs.	410,482	24,062	404,482	23,843	2,022 50
9	Fish, all other, not in barrels or half- barrels, pickled, 50c. per 100 lbs.	"	12,546	841	12,434	833	62 17
10	Fish, fresh or dried, N. E. S., imported in barrels or half-barrels, 1c. per lb.	"	243,670	10,229	29,670	2,412	296 70
11	Fish, all other, pickled or salted, in barrels, 1c. per lb.	"	21,518	707	7,918	367	79 18
12	Fish, prepared or preserved, N. E. S., 25 p.c.	Lbs.	670,553	57,379	357,319	31,096	7,774 00
Fish Oil—							
13	Cod, N. E. S., 20 p.c.	Galls.	2,086	1,050	1,808	925	185 00
14	Cod-liver, 20 p.c.	"	28,642	14,538	25,446	13,120	2,624 00
15	Whale and spermaceti, N. E. S., 20 p.c.	"	3,809	2,361	3,707	2,296	459 20
16	Other, N. E. S., 20 p.c.	"	56,781	10,512	36,781	10,512	2,102 40
17	Packages containing oysters or other fish not otherwise provided for, 25 p.c.	8		12,229		11,092	2,773 00
18	Other articles, the produce of the fish- eries, not specially provided for, 20 p.c.	"		14,097		14,065	2,813 00
Total, fish.				871,984		767,358	122,392 43
Flax, hemp and jute—manufactures of, viz.—							
19	Bags or sacks of hemp, linen or jute, 20 p.c.	"		119,253		35,464	7,092 80
20	Carpeting, rugs, matting, and mats of hemp or jute, 25 p.c.	"		92,994		30,107	7,526 75
21	Carpet linings and stair pads, 25 p.c.	"		5,048		4,661	1,165 25
22	Sail twine of flax or hemp to be used for boats' and ships' sails, 5 p.c.	Lbs.	13,762	2,763	567	117	5 85
23	Damask of linen, stair linen, diaper, nap- kins, doylies, table and tray cloths, quilts, and like articles of linen, N. O. P., 30 p.c.	8		729,468		98,763	29,628 90
24	Handkerchiefs, 35 p.c.			219,626		25,168	8,808 80
25	Horse clothing, shaped or otherwise manufactured, 30 p.c.	"		2,336		1,127	338 10
26	Towels, 30 p.c.	"		179,627		7,681	2,304 30
27	Sheets and sheetings, 30 p.c.	Yds.	9,516	2,059	3,154	460	138 00
28	Linens, brown or bleached, 25 p.c.	"	672,850	73,316	8,780	1,707	426 75

SESSIONAL PAPER No. 11

Imported into Canada, &c.—Continued.

ENTERED FOR HOME CONSUMPTION.								
Preferential Tariff.			Surtax Tariff.			Total.		
Quantity.	Value.	Duty.	Quantity.	Value.	Duty.	Quantity.	Value.	Duty Collected.
	\$	\$ cts.		\$	\$ cts.		\$	\$ cts.
						1,437	77	14 37 1
						41,994	2,363	419 94 2
12	4	0 40				172	36	8 40 3
236	60	3 93				69,527	9,815	1,736 22 4
42,602	1,980	568 01				1,823,578	122,127	36,187 53 5
	2,352	470 40		27	10 80		5,006	1,269 30 6
	12,990	2,598 00		61	24 40		22,425	5,434 60 7
6,000	219	20 00				410,482	24,062	2,042 50 8
112	8	0 37				12,546	841	62 54 9
						29,670	2,412	296 70 10
						7,918	367	79 18 11
276,162	22,275	3,712 71				633,481	53,371	11,486 31 12
						1,808	925	185 00 13
22	29	3 87	200	86	22 94	25,668	13,235	2,650 81 14
102	65	8 67				3,809	2,361	467 87 15
						36,781	10,512	2,102 40 16
	25	4 16					11,117	2,777 16 17
	32	4 27					14,097	2,817 27 18
	46,764	8,078 16		418	98 49		814,540	130,569 08
	81,720	10,896 13		70	18 67		117,254	18,007 60 19
	61,611	10,268 89		395	131 67		92,113	17,927 31 20
	646	107 67					5,307	1,272 92 21
13,195	2,646	88 21				13,762	2,763	94 06 22
	604,167	120,833 40		18,538	7,415 20		721,468	157,877 50 23
	190,314	44,524 31		210	97 99		216,192	53,431 10 24
	1,049	209 80					2,176	547 90 25
	166,327	33,265 40		5,807	2,322 80		179,815	37,892 50 26
	6,362	1,599					2,059	457 80 27
649,214	71,347	11,891 67	718	76	25 33	658,712	73,130	12,343 75 28

6-7 EDWARD VII., A. 1907

No. 14.—SUMMARY STATEMENT of Foreign Merchandise

ARTICLES AND GENERAL TARIFF RATES.		TOTAL IMPORTS.			General Tariff.			
		Quantity.	Value.		Quantity.	Value.	Duty.	
DUTIABLE GOODS— <i>Con.</i>			§		§	§	cts.	
Flax, hemp and jute— <i>Con.</i>								
1	Linen duck, canvas, huckabacks, or other manufactures of flax, N. E. S., 25 p. c.	§	689,033		39,684	9,921	00	
2	Linen clothing, N. E. S., 35 p. c.	"	14,628		5,560	1,946	00	
3	" blouses and shirt waists, 35 p. c.	"	931		521	182	35	
4	" thread, 25 p. c.	Lbs.	259,899	167,783	7,789	3,864	966	00
5	Shirts of linen, 35 p. c.	Doz.	529	4,967	284	2,367	828	45
6	Yarn, singles, flax, hemp and jute, N. E. S., 25 p. c.	Lbs.	18,746	2,723	7,196	638	159	50
7	Tapestry, jute, 25 p. c.	§	100			47	11	75
8	Jute cloth, not otherwise finished than bleached or calendered, 10 p. c.	Yds.	13,609,142	556,845	366,348	14,051	1,405	10
9	Other articles made by the seamstress from linen fabrics, N. O. P., 35 p. c.	§		15,016		7,248	2,536	80
10	Other manufactures of hemp or jute, N. E. S., or of flax, hemp and jute combined, 25 p. c.	§		213,571		21,305	5,326	25
Total, flax, hemp and jute,			3,092,087		309,540	80,718	70	
11	Foundry facings of all kinds, 25 p. c.	§	21,148		14,181	3,629	25	
Fruits, including nuts, viz.—								
12	Dried—Apples, 25 p. c.	Lbs.	34,409	2,868	32,109	2,610	652	50
13	Currants, 1 c. per lb.	"	9,797,568	325,193	10,188,156	341,846	101,881	56
14	Dates, 25 p. c.	"	2,228,770	45,173	2,114,451	42,546	10,636	50
15	Figs, 25 p. c.	"	2,884,796	104,013	2,873,910	103,974	25,993	50
16	Prunes, 1c. per lb.	"	6,808,116	252,777	6,992,257	259,178	68,378	97
17	Raisins, 1c. per lb.	"	16,546,307	674,932	16,853,388	683,679	168,533	88
18	All other, N. E. S., 25 p. c.	"	2,378,942	164,649	2,395,138	165,201	41,300	25
19	Almonds, shelled, 5c. per lb.	"	888,184	155,915	848,783	147,880	29,269	00
20	" not shelled, 3c. per lb.	"	929,642	71,623	868,801	66,944	17,975	95
21	Brazil nuts, not shelled, 3c. per lb.	"	228,515	18,113	217,996	17,250	6,471	50
22	Pecans, not shelled and shelled peanuts, N. E. S., 3c. per lb.	"	628,469	37,323	623,014	38,409	17,888	23
23	Walnuts, not shelled, 3c. per lb.	"	985,965	99,373	1,083,303	98,324	22,977	26
24	All other nuts, N. O. P., 2c. per lb.	"	6,036,912	276,327	5,872,560	278,364	117,451	20
25	" shelled, 5c. per lb.	"	857,048	134,342	952,660	139,777	21,604	49
26	Green—Apples, 40c. per brl.	Brl.	20,240	90,644	20,072	89,558	8,028	80
27	Blackberries, gooseberries, raspberries and strawberries, N. E. S., 2c. per lb.	Lbs.	1,485,586	138,937	1,484,833	138,824	29,696	66
28	Cherries, 2c. per lb.	"	121,613	18,024	120,986	17,937	2,419	72
29	Cranberries, 25 p. c.	Bush.	15,109	39,184	15,091	39,160	9,790	00
30	Currants, 2c. per lb.	Lbs.	610	37	610	37	12	20
31	Grapes, 2c. per lb.	"	2,028,254	142,951	2,002,008	140,616	40,040	16
32	Oranges, lemons and limes, in boxes of capacity not exceeding 2½ cubic feet, 2 c. per box	Boxes.	616,341	1,430,260	611,379	1,398,717	152,844	75
33	Oranges, lemons and limes in ½ boxes of capacity not exceeding 1½ cubic feet, 13c. per box	½ "	25,302	33,540	25,445	30,087	3,307	84
34	Oranges, lemons and limes, in cases or other packages, N. E. S., 10c per cubic foot holding capacity.	cu. ft.	224,539	140,971	225,738	141,727	22,573	80
35	Oranges, lemons and limes, in bulk, \$1.50 per 1,000.	No.	4,528	102	4,528	102	6	79
36	Oranges, lemons and limes in barrels, not exceeding the capacity of flour barrels, 5½c. per brl.	Brls.	21,183	60,012	4,070	13,276	2,238	50
37	Peaches, N. O. P., 1c. per lb.	Lbs.	3,582,669	90,835	3,531,224	89,994	35,312	24
38	Plums, 25 p. c.	Bush.	46,659	62,559	56,647	62,522	15,630	50
39	Quinces, 25 p. c.	"	170	399	170	399	99	75

SESSIONAL PAPER No. 11

Imported into Canada, &c.—Continued.

ENTERED FOR HOME CONSUMPTION.

Preferential Tariff.			Surtax Tariff.			Total.		
Quantity.	Value.	Duty.	Quantity	Value.	Duty.	Quantity.	Value.	Duty Collected.
	\$	\$ cts.		\$	\$ cts.		\$	\$ cts.
.....	642,578	107,098 19	7,680	2,560 05	689,942	119,579 24 1
.....	9,347	2,181 19	26	12 13	14,933	4,139 32 2
.....	410	95 67	931	278 02 3
.....	252,050	27,321 10	20	21	7 00	259,859	167,808	28,294 10 4
.....	255	2,759	539	5,126	1,472 26 5
.....	11,550	2,085	18,746	2,723	507 01 6
.....	53	8 84	160	20 59 7
.....	13,242,794	36,186 43	13,609,142	556,845	37,591 53 8
.....	5,963	1,391 56	1,838	857 73	15,049	4,786 09 9
.....	192,901	32,159 51	482	160 67	214,688	37,637 43 10
.....	2,744,739	439,830 09	35,143	13,669 24	3,080,422	534,158 03
.....	6,667	1,111 18	21,148	4,731 43 11
.....	32,109	2,610	652 50 12
.....	643	21	10,188,799	341,870	101,885 85 13
.....	4 29	2,114,451	42,546	16,636 50 14
.....	108	6	2,874,018	103,980	25,994 50 15
.....	1 00	6,992,257	259,178	68,378 97 16
.....	16,853,388	683,679	168,533 88 17
.....	542	47	2,395,680	165,248	41,308 09 18
.....	1,852	408	850,635	148,288	29,270 73 19
.....	61 73	868,801	66,944	17,975 95 20
.....	217,906	17,250	6,471 59 21
.....	623,014	38,469	17,888 23 22
.....	1,083,303	98,324	22,977 26 23
.....	675	84	5,873,235	278,448	117,460 20 24
.....	14,530	1,164	967,190	140,941	22,088 82 25
.....	484 33	20,072	89,558	8,028 80 26
.....	1,484,833	138,824	29,696 66 27
.....	120,986	17,937	2,419 72 28
.....	15,091	39,160	9,790 00 29
.....	610	37	12 20 30
.....	2,062,008	140,616	40,040 16 31
.....	3,254	4,404	614,633	1,403,121	153,387 17 32
.....	47	34	25,492	30,121	3,311 92 33
.....	220	166	225,958	141,893	22,588 45 34
.....	14 65	4,528	102	6 79 35
.....	17,113	46,736	21,183	60,012	8,513 38 36
.....	6,274 88	3,531,224	89,994	35,312 24 37
.....	56,647	62,522	15,630 50 38
.....	170	399	99 75 39

6-7 EDWARD VII., A. 1907

No. 14.—SUMMARY STATEMENT of Foreign Merchandise

ARTICLES AND GENERAL TARIFF RATES.		TOTAL IMPORTS.				
		Quantity.	Value.	General Tariff.		
				Quantity.	Value.	Duty.
DUTIABLE GOODS— <i>Con.</i>			§		§	§ cts.
Fruits— <i>Con.</i>						
1	All other, N.E.S., 20 p.c.	§	69,729		69,465	13,893 00
2	Fruits in air-tight cans or other packages, 2½c. per lb.	Lbs.	2,217,160	116,923	1,038,843	66,423 23,374 20
3	Fruits preserved in brandy or preserved in other spirits, \$2 per gall.	Galls.	1,520	498	179	558 358 00
Total, fruits and nuts.			4,798,526		4,685,384	1,010,581 70
4	Furniture, house, office, cabinet or store furniture of wood, iron or other material, in parts or finished, 30 p.c.	§	753,589		706,503	211,950 90
Furs and manufactures of, viz.—						
5	Fur skins wholly or partially dressed, N.E.S., 15 p.c.	"	1,142,895		557,885	83,682 75
6	Caps, hats, muffs, tippets, capes, coats, cloaks, and other manufactures of fur, N.O.P., 30 p.c.	"	287,723		137,084	41,125 20
Total, fur and manufactures of.			1,430,618		694,969	124,807 95
7	Fuses, N.O.P., 20 p.c.	§	63,862		19,660	3,932 00
Glass and manufactures of—						
8	Bulbs for electric lights, 10 p.c.	Doz.	215,960	40,609	211,530	40,128 4,012 80
9	Glass carboys or demijohns, empty or filled, bottles, decanters, flasks and phials, 30 p.c.	§		242,706		204,182 61,254 60
10	Glass jars and glass balls, and cut, pressed or moulded, crystal or glass table ware, decorated or not, 30 p.c.	"		330,469		308,267 92,480 10
11	Lamp chimneys, glass shades or globes, and blown glass table ware, 30 p.c.	"		136,031		110,821 33,246 30
12	Ornamental, figured and enamelled coloured glass and memorial or other ornamental window glass, N. O. P., 30 p.c.	"		61,756		14,266 4,279 80
13	Painted or vitrified, chipped, figured, enamelled and obscured white glass, 30 p.c.	Sq. ft.	168,118	9,308	64,233	5,181 1,554 30
14	Common and colourless window glass, 15 p.c.	"	38,623,833	950,901	24,031,720	618,797 92,819 55
15	Plain, coloured, opaque, stained or tinted or muffled glass in sheets, 20 p.c.	"	821,686	66,018	528,188	41,447 8,289 40
16	Plate glass, not bevelled in sheets or panes, not exceeding 7 square feet each, N.O.P., 10 p.c.	"	742,446	131,619	523,319	97,168 9,716 80
17	Plate glass, not bevelled in sheets or panes, exceeding 7 square feet each, and not exceeding twenty-five square feet each, N.O.P., 25 p.c.	"	764,850	129,965	462,028	71,893 17,973 25
18	" " N.E.S., 35 p.c.	"	917,498	189,137	415,615	81,176 28,411 60
19	" " bevelled, N.O.P., 35 p.c.	"	26,131	5,670	15,820	3,705 1,296 75
20	" " rough rolled, 30 p.c.	"	334,047	26,371	66,242	7,998 2,399 40
21	German looking glass (thin plate), un-silvered or for silvering, 20 p.c.	§		2,560		2,231 446 20
22	Silvered glass, bevelled or not, framed or not framed, 35 p.c.	"		80,029		35,831 12,540 85

SESSIONAL PAPER No. 11

Imported into Canada, &c.—Continued.

ENTERED FOR HOME CONSUMPTION.								
Preferential Tariff.			Surtax Tariff.			Total.		
Quantity.	Value.	Duty.	Quantity.	Value.	Duty.	Quantity.	Value.	Duty Collected.
	\$	\$ cts.		\$	\$ cts.		\$	\$ cts.
	2	0 27					69,467	13,893 27 1
1,037,183	41,732	15,557 80	385	48	11 55	2,076,411	111,293	38,943 55 2
						179	558	358 00 3
	97,807	22,962 29		48	11 55		4,783,239	1,033,555 54
	32,546	6,509 20		4,701	1,880 40		743,759	220,340 50 4
	228,461	22,846 10		323,898	64,779 60		1,110,244	171,308 45 5
	145,847	29,169 40		3,724	1,489 60		286,655	71,784 20 6
	374,308	52,015 50		327,622	66,269 20		1,396,899	243,092 65
	42,932	5,724 35		310	82 66		62,902	9,739 01 7
230	16	1 05	4,200	465	62 00	215,960	40,609	4,075 86 8
	31,001	6,200 20		107,553	43,021 20		342,736	110,476 00 9
	11,457	2,291 40		10,741	4,296 40		330,465	99,067 90 10
	452	90 40		21,264	8,505 60		132,537	41,842 30 11
	47,440	9,488 00					61,706	13,767 80 12
103,885	4,127	825 40				168,118	9,308	2,379 70 13
14,502,853	329,256	24,693 93				38,534,573	948,053	117,513 48 14
291,421	24,435	3,258 10	2,177	166	44 27	821,786	66,048	11,591 77 15
219,127	34,451	2,296 87				742,446	131,619	12,913 67 16
302,822	58,072	9,678 75				764,850	129,965	27,652 00 17
500,329	107,538	25,092 51				915,944	188,714	53,504 11 18
10,311	1,965	458 48				26,131	5,670	1,755 23 19
267,805	18,373	3,674 60				334,047	26,371	6,074 00 20
				329	87 74		2,560	533 94 21
	28,526	6,656 10		15,667	7,311 38		80,024	26,508 33 22

6-7 EDWARD VII., A. 1907

No. 14.—SUMMARY STATEMENT of Foreign Merchandise

ARTICLES AND GENERAL TARIFF RATES.	TOTAL IMPORTS.				
	Quantity.	Value.	General Tariff.		
			Quantity.	Value.	Duty.
		₹	₹	₹	cts.
DUTIABLE GOODS— <i>Con.</i>					
Glass, manufactures of— <i>Con.</i>					
1 Stained glass windows, 30 p.c.	₹	610		154	46 20
2 All other glass and manufactures of glass, not otherwise provided for, including bent plate or other sheet glass, 20 p.c.	"	167,606		138,585	27,717 00
Total, glass and manufactures of		2,671,398		1,781,830	398,484 90
3 Gloves and mitts of all kinds, 35 p.c.	"	1,167,094		626,876	219,406 60
Gold and silver, manufactures of—					
4 Gold, silver and aluminium leaf, Dutch or schlag metal leaf, 25 p.c.	"	45,841		13,290	3,322 50
5 Manufactures of gold, N.E.S., 30 p.c.	"	14,741		14,193	4,257 90
6 Electro-plated ware and gilt ware of all kinds, N.E.S., 30 p.c.	"	337,849		224,797	67,439 10
7 Sterling or other silverware, 30 p.c.	"	180,947		74,736	22,420 80
Total, gold and silver and manufactures of		579,378		327,016	97,440 30
8 Grease, axle, 20 p.c.	Lbs.	1,632,717	64,660	1,607,949	63,322 12,664 40
Gunpowder and other explosives, &c.:—					
9 Gun, rifle, sporting and cannister powder, 3c. per lb.	"	86,962	25,711	64,754	20,029 1,942 62
10 Blasting and mining powder, 2c. per lb.	"	949,035	89,240	274,835	12,268 5,496 70
11 Giant powder, nitro, nitro-glycerine and other explosives, 3c. per lb.	"	543,145	94,492	107,527	14,109 3,225 81
12 Gun, rifle and pistol cartridges or other ammunitions, N.O.P., 30 p.c.	₹		392,510		168,225 50,467 50
13 Gun wads, percussion caps, primers and cartridge cases, 30 p.c.	"		29,270		15,369 4,610 70
14 Gun or pistol covers or cases, game bags, loading tools and cartridge-belts of any material, 30 p.c.	"		16,049		15,142 4,542 60
Total, gunpowder and explosives			647,272		245,142 70,285 93
Gutta percha and India-rubber, manufactures of:—					
15 Boots and shoes, 25 p.c.	₹	179,631		142,948	35,737 00
16 Belting, 25 p.c.	"	40,437		40,241	10,060 25
17 Clothing, and clothing made waterproof with India-rubber, 35 p.c.	"	50,370		17,079	5,977 65
18 Hose, including cotton or linen, lined with rubber, 35 p.c.	"	52,989		50,173	17,560 55
19 Packing, mats and matting, 35 p.c.	"	73,488		70,614	24,714 90
20 All other, not otherwise provided for, 25 p.c.	"	414,828		334,470	83,617 50
Total gutta, percha and manufactures of		811,743		655,525	177,667 85
Hair and manufactures of, not otherwise provided for:—					
21 Braids, chains or cords, 35 p.c.	₹	1,117		1,117	390 95
22 Curled or dyed, 20 p.c.	Lbs.	5,236	6,292	3,894	5,537 1,107 40
23 Hair cloth of all kinds, 30 p.c.	₹	11,955		2,794	838 20
24 Other manufactures of, N.E.S., 35 p.c.	"	12,303		10,850	3,797 50
Total, hair and manufactures of		31,667		20,298	6,134 05

SESSIONAL PAPER No. 11

Imported into Canada, &c.—Continued.

ENTERED FOR HOME CONSUMPTION.

Preferential Tariff.			Surtax Tariff.			Total.			
Quantity.	Value.	Duty.	Quantity.	Value.	Duty.	Quantity.	Value.	Duty Collected.	
	\$	\$ cts.		\$	\$ cts.		\$	\$ cts.	
.....	101	20 20	355	142 00	610	208 40	1
.....	18,504	2,467 48	10,053	2,680 87	167,142	32,865 35	2
.....	715,714	97,193 48	166,593	66,151 46	2,664,137	561,829 84	
.....	326,411	76,163 60	212,349	99,096 07	1,165,636	394,666 27	3
.....	1,531	255 20	31,027	10,342 34	45,848	13,920 04	4
.....	536	107 20	12	4 80	14,741	4,369 90	5
.....	101,244	20,248 80	12,118	4,847 20	338,159	92,535 10	6
.....	78,296	15,659 20	2,947	1,178 80	155,979	39,258 80	7
.....	181,607	36,270 40	46,104	16,373 14	554,727	150,083 84	
.....	21,344	1,138	474	55	1,629,767	64,515	8
.....	21,733	5,619	86,487	25,648	9
.....	674,200	76,972	949,035	89,240	10
.....	64,350	24,440	171,877	38,549	11
.....	229,888	45,977 60	398,113	96,445 10	12
.....	12,968	2,593 60	239	95 60	28,576	7,299 90	13
.....	906	181 20	16,048	4,723 80	14
.....	350,793	59,463 43	239	95 60	596,174	129,844 96	
.....	253	42 17	20	6 67	142,221	35,785 84	15
.....	19	3 17	40,260	10,063 42	16
.....	33,445	7,804 09	50,524	13,781 74	17
.....	935	218 18	154	71 87	51,262	17,850 60	18
.....	1,364	318 27	237	110 60	72,215	25,143 77	19
.....	56,317	9,386 46	23,626	7,875 33	414,413	100,879 29	20
.....	92,333	17,772 34	24,037	8,064 47	771,895	203,504 66	
.....	1,117	390 95	21
.....	336	551	1,006	204	5,236	6,292	22
.....	9,119	1,823 80	28	11,941	2,673 20	23
.....	777	181 33	676	12,303	4,294 29	24
.....	10,447	2,078 65	908	381 06	31,653	3,593 70	

6-7 EDWARD VII., A. 1907

No. 14.—SUMMARY STATEMENT of Foreign Merchandise

ARTICLES AND GENERAL TARIFF RATES.		TOTAL IMPORTS.				
		Quantity.		General Tariff.		
		Quantity.	Value.	Quantity.	Value.	Duty.
DUTIABLE GOODS— <i>Con.</i>			§		§	§ cts.
Hats, caps and bonnets, N.E.S. :—						
1	Beaver, silk or felt, 30 p.c.	§	1,301,864		615,616	184,684 80
2	Straw, grass, chip or other material, N. E.S., 30 p.c.	"	935,086		600,526	180,157 80
3	Hat, cap and bonnet shapes, 30 p.c.	"	43,529		20,225	6,067 50
Total, hats, caps, &c.			2,280,479		1,236,367	370,910 10
4	Hay, \$2 per ton.	Tons.	7,025	99,317	7,014	99,215 14,028 00
5	Honey, in the comb or otherwise, and imitations thereof, 3c. per lb.	Lbs.	83,634	7,556	59,266	6,810 1,777 98
6	Hops, 6c. per lb.	"	983,776	184,897	706,342	140,406 42,380 52
7	Ink, writing, 20 p.c.	§		54,959		40,726 8,145 20
8	" printing, 20 p.c.	"		100,291		89,916 17,983 20
Total, inks.				155,250		130,642 26,128 40
Iron and manufactures of, steel and manufactures of, or both combined :—						
Agricultural implements, N.E.S., viz. :						
9	Cultivators and weeders, 20 p.c.	No.	3,829	26,394	3,827	26,282 5,256 40
10	Drills, grain seed, 20 p.c.	"	2,835	117,233	2,835	117,233 23,446 60
11	Farm road or field rollers, 25 p.c.	"	10	206	10	204 51 00
12	Forks, pronged, 25 p.c.	"	8,565	5,249	8,285	5,105 1,276 25
13	Harrow, 20 p.c.	"	4,387	66,232	4,383	66,166 13,233 20
14	Harvesters, self-binding, 20 p.c.	"	932	96,756	927	95,846 19,169 20
15	Hay loaders, 25 p.c.	"	582	26,435	582	26,435 6,608 75
16	Hay tedders, 25 p.c.	"	815	34,076	815	34,076 8,519 00
17	Hoes, 25 p.c.	"	4,902	873	4,365	743 185 75
18	Horse rakes, 20 p.c.	"	872	20,639	929	21,587 4,317 40
19	Knives, hay or straw, 25 p.c.	"	1,265	60	1,265	60 15 00
20	Lawn mowers, 35 p.c.	"	2,697	13,404	2,692	13,296 4,653 60
21	Manure spreaders, 20 p.c.	"	1,133	108,054	1,133	108,054 21,610 80
22	Mowing machines, 20 p.c.	"	766	24,692	766	24,692 4,938 40
23	Ploughs, 20 p.c.	"	17,034	477,747	17,031	477,647 95,529 40
24	Post hole diggers, 25 p.c.	"	1,485	1,326	1,485	1,326 331 50
25	Potato diggers, 25 p.c.	"	226	7,484	212	6,604 1,651 00
26	Rakes, N.E.S., 25 p.c.	"	9,620	1,822	9,608	1,819 454 75
27	Reapers, 20 p.c.	"	284	13,872	284	13,872 2,774 40
28	Scythes, 25 p.c.	Doz.	2,000	10,043	1,464	7,623 1,905 75
29	Sickles or reaping hooks, 25 p.c.	"	41	185	5	15 3 75
30	Spades and shovels and iron or steel cut to shape for the same, 35 p.c.	"	19,643	47,037	4,254	22,897 8,013 95
31	Parts of agricultural implements paying 20 p.c., 20 p.c.	§		472,843		472,373 94,474 60
32	All other agricultural implements, N.E.S., 25 p.c.	"		42,461		37,959 9,489 75
33	Anvils and vises, 30 p.c.	"		50,792		31,301 9,390 30
34	Cart or wagon skeins or boxes, 30 p.c.	Lbs.	167,454	9,404	150,690	9,040 2,712 00
35	Springs, axles, axle bars, N.E.S., and axle blanks and parts thereof, of iron or steel, for railway or tramway or other vehicles, 35 p.c.	Cwt.	69,948	143,874	56,042	110,939 38,828 65
36	Bar iron or steel rolled whether in coils, bundles, rods or bars, comprising rounds, ovals, squares and flats, and rolled shapes, N.O.P., \$7 per ton.	"	986,461	1,542,046	665,117	1,047,214 232,790 95
37	Butts and hinges, N.E.S., 30 p.c.	§		92,706		91,634 27,490 20

SESSIONAL PAPER No. 11

Imported into Canada, &c.—Continued.

ENTERED FOR HOME CONSUMPTION.

Preferential Tariff.			Surtax Tariff.			Total.		
Quantity.	Value.	Duty.	Quantity.	Value.	Duty.	Quantity.	Value.	Duty Collected.
	\$	\$ cts.		\$	\$ cts.		\$	\$ cts.
	684,642	136,928 40		280	112 00		1,300,538	321,725 20 1
	330,946	66,189 20		1,893	757 20		933,365	247,104 20 2
	23,261	4,652 20		43	17 20		43,529	10,736 90 3
	1,038,849	207,769 80		2,216	886 40		2,277,432	579,566 30
							7,014	99,215 14,028 00 4
25,288	679	505 76				84,554	7,489	2,283 74 5
251,366	38,406	10,054 64	62,557	16,630	5,004 56	1,020,265	195,442	57,439 72 6
	14,279	1,904 05		137	36 54		55,142	10,085 79 7
	10,228	1,363 82		210	55 99		100,354	19,403 01 8
	24,507	3,267 87		347	92 53		155,496	29,488 80
1	15	2 00				3,828	26,297	5,258 40 9
						2,835	117,233	23,446 60 10
						10	204	51 00 11
280	144	24 02				8,565	5,249	1,300 27 12
3	36	4 80				4,386	66,202	13,238 00 13
						927	95,846	19,169 20 14
						582	26,435	6,608 75 15
						815	34,076	8,519 00 16
537	130	21 66				4,902	873	207 41 17
						929	21,587	4,317 40 18
						1,265	60	15 00 19
5	108	25 20				2,697	13,404	4,678 80 20
						1,133	108,054	21,610 80 21
						766	24,692	4,938 40 22
2	56	7 47				17,633	477,703	95,536 87 23
						1,485	1,326	331 50 24
14	880	146 67				226	7,484	1,797 67 25
12	3	0 50				9,620	1,822	455 25 26
						284	13,872	2,774 40 27
536	2,420	403 35				2,000	10,043	2,309 10 28
36	170	28 34				41	185	32 09 29
10,859	23,865	5,568 64				15,113	46,762	13,582 59 30
	398	53 08					472,771	94,527 68 31
	3,693	615 50		732	243 96		42,384	10,349 21 32
	19,185	3,837 00		306	122 40		50,792	13,349 70 33
16,764	364	72 80				167,454	9,404	2,784 80 34
13,906	32,935	7,684 96				68,948	143,874	46,513 61 35
322,302	494,495	75,204 56	10	20	4 66	987,429	1,541,729	308,000 17 3
	1,022	204 40					92,656	27,694 60 37

6-7 EDWARD VII., A. 1907

No. 14.—SUMMARY STATEMENT of Foreign Merchandise

ARTICLES AND GENERAL TARIFF RATES.		TOTAL IMPORTS.				
		Quantity.		Value.		
		Quantity.	Value.	Quantity.	Value.	Duty.
DUTIABLE GOODS— <i>Con.</i>			\$		\$	\$ cts.
Iron and steel— <i>Con.</i>						
1	Castings, iron or steel, in the rough, N.E.S., 25 p.c.	8	387,693		369,076	92,269 00
2	Canada plates; Russia iron; terne plate, and rolled sheets of iron or steel coated with zinc, spelter or other metal, of all widths or thickness, N.O.P., 5 p.c.	Cwt.	303,735	699,744	45,675	128,386 6,419 30
3	Cast iron pipe of every description, 88 per ton.	"	343,404	447,450	44,664	92,755 17,865 60
4	Cast scrap iron, 82 50 per ton.	Tons.	4,866	69,086	2,482	33,765 6,205 00
5	Chains, coil chain, chain links and chain shackles, of iron or steel, $\frac{5}{16}$ th of an inch in diam. and over, 5 p.c.	Cwt.	40,676	142,062	27,354	97,917 4,897 35
6	Chain, malleable sprocket or link belt- ing, for binders, 20 p.c.	\$		43,992		43,988 8,797 60
7	Chains, N.E.S., 30 p.c.	"		99,146		79,737 23,921 10
8	Tacks, shoe, 35 p.c.	Lbs.	20,886	2,442	20,746	2,437 852 95
9	Cut tacks, brads, sprigs, or shoe nails, double pointed, and other tacks of iron or steel, N.O.P., 35 p.c.	"	76,730	4,858	73,960	4,782 1,673 70
10	Engines, locomotives for railways, N.E.S., 35 p.c.	No.	85	338,179	85	338,179 118,362 65
11	Fire engines, 35 p.c.	"	6	7,150	5	4,150 1,452 50
12	Fire extinguishing machines, 35 p.c.	"	8	53,298		53,289 18,651 15
13	Gasoline engines, 25 p.c.	No.	2,068	405,323	2,066	464,104 101,026 00
14	Steam engines and boilers, 25 p.c.	"	1,702	597,810	1,647	475,112 118,778 00
15	Fittings, iron or steel, for iron or steel pipe, 30 p.c.	Lbs.	6,698,195	387,015	6,549,883	381,443 114,432 90
16	Ferro-silicon, spiegel-eisen and ferro-manganese, 5 p.c.	Tons.	15,023	462,730	5,540	156,506 7,825 30
17	Forgings of iron or steel, of whatever shape or size, or in whatever stage of manufacture, N.E.S., and steel shafting, turned, compressed or polished; and hammered iron or steel bars or shapes, N.O.P., 30 p.c.	Lbs.	4,112,301	171,276	3,955,775	165,309 49,592 70
18	Hardware, viz.: Builders' cabinet-makers', upholsterers', harnessmakers', saddlers' and carriage hardware, including curry combs and horse boots, N.E.S., 30 p.c.	\$		751,859		671,449 201,434 70
19	Horse, mule, and ox shoes, 30 p.c.	"		14,360		14,125 4,237 50
20	Iron or steel ingots, cogged ingots, blooms, slabs, billets, puddled bars, and loops or other forms, N.O.P., less finished than iron or steel bars, but more advanced than pig iron, except castings, 82 per ton.	Cwt.	650,943	663,794	534,078	522,735 53,407 80
21	Iron or steel bridges or parts thereof; iron or steel structural work, columns, shapes or sections, drilled, punched, or in any further stage of manufacture than as rolled or cast, N.E.S., 35 p.c.	"	185,678	508,346	184,851	506,949 177,432 15
22	Iron in pigs, 82 50 per ton.	Tons.	98,544	1,395,065	61,092	947,967 152,730 00
23	Locks of all kinds, 30 p.c.	\$		283,455		274,962 82,488 60
Machines, machinery, &c.—						
24	Automobiles, 25 p.c.	No.	460	672,128	405	517,565 191,149 05
25	Fanning mills, 25 p.c.	"	267	3,144	267	3,144 786 00
26	Grain crushers, 25 p.c.	"	1	71	1	71 17 75
27	Wind mills, 25 p.c.	"	909	41,934	909	41,934 10,483 50

SESSIONAL PAPER No. 11

Imported into Canada, &c.—Continued.

ENTERED FOR HOME CONSUMPTION.

Preferential Tariff.			Surtax Tariff.			Total.			
Quantity.	Value.	Duty.	Quantity.	Value.	Duty.	Quantity.	Value.	Duty.	
	\$	% cts.		\$	% cts.		\$	\$ cts.	
.....	16,716	2,786 02	385,792	95,655 02 1	
258,060	571,358	19,045 48	303,735	699,744	25,464 78 2	
298,740	354,695	79,664 10	343,404	447,450	97,529 70 3	
2,384	26,321	3,973 35	4,866	60,986	10,178 35 4	
13,263	43,692	1,456 58	40,617	141,639	6,353 93 5	
.....	15,557	3,111 40	3,894	1,557 60	43,988	8,797 60 6	
140	5	1 17	20,886	99,188	28,590 10 7	
634	39	9 11	2,536	37	17 26	77,130	2,442	854 12 8	
.....	85	4,858	1,700 07 9	
.....	5	338,179	118,362 65 10	
.....	9	2 10	4,150	1,452 50 11	
2	1,219	203 19	53,298	18,653 25 12	
51	121,187	20,197 86	2,068	405,323	101,229 19 13	
146,709	5,391	1,078 20	1,698	596,299	138,975 86 14	
9,117	295,546	9,851 52	366	10,687	712 47	6,696,592	386,834	115,511 10 15	
108,237	4,427	885 40	34,099	590	236 00	15,923	462,739	18,389 29 16	
.....	79,410	15,882 00	1,251	500 40	4,098,111	170,326	50,714 10 17	
.....	212	84 80	752,110	217,817 10 18	
.....	14,337	4,322 30 19	
75,743	100,533	5,049 65	41,122	40,526	5,482 80	650,943	663,794	63,940 25 20	
827	1,397	325 99	185,678	508,346	177,758 14 21	
35,703	453,011	59,505 16	2	69	6 67	96,797	1,401,047	212,241 83 22	
.....	6,349	1,269 80	1,995	798 00	283,306	84,556 40 23	
42	73,883	17,239 36	1	24,423	11,397 42	448	645,871	219,785 83 24
.....	267	3,144	786 00 25
.....	1	71	17 75 26
.....	909	41,934	10,483 50 27	

6-7 EDWARD VII., A. 1907

No. 14.—SUMMARY STATEMENT of Foreign Merchandise

ARTICLES AND GENERAL TARIFF RATES.		TOTAL IMPORTS.				
		Quantity.	Value.	General Tariff.		
				Quantity.	Value.	Duty.
DUTIABLE GOODS— <i>Con.</i>			\$		\$	\$ cts.
Iron and steel— <i>Con.</i>						
Machines, machinery, &c.— <i>Con.</i>						
1	Ore crushers and rock crushers, stamp mills, Cornish and belted rolls, rock drills, air compressors, cranes, derricks, and percussion coal cutters, 25 p.c.	\$	206,669		151,113	37,778 25
Portable machines:—						
2	Fodder or feed cutters, 25 p.c.	No.	27 704	26	558	139 50
3	Horse powers, 25 p.c.	"	11 556	11	556	139 90
4	Portable engines, 25 p.c.	"	626 712,895	638	717,785	179,446 25
5	Portable saw mills and planing mills, 25 p.c.	"	73 31,382	73	31,382	7,845 50
6	Threshers and separators, 25 p.c.	"	648 358,485	652	359,986	89,996 50
7	All other portable machines, 25 p.c.	"	922 101,628	888	101,453	25,363 25
8	Parts of above articles, 25 p.c.	\$	142,124		142,124	35,531 00
9	Sewing machines, and parts of, 30 p.c.	No.	14,311 286,235	13,456	269,334	80,860 20
10	Slot machines, 25 p.c.	"	2,389 41,628	2,388	41,603	10,100 75
11	Machines, type-writing, 25 p.c.	"	4,972 285,006	4,926	282,897	70,724 25
12	All other machinery composed wholly or in part of iron, or steel, N.O.P., 25 p.c.	\$	5,335,669		4,944,513	1,236,128 25
13	Malleable iron castings and iron or steel castings, N.E.S., 25 p.c.	Cwt.	4,957 16,819	4,957	16,819	4,204 75
14	Nails and spikes, composition and sheathing nails, 15 p.c.	Lbs.	11,159 1,317	6,559	559	83 85
15	Nails and spikes, wrought and pressed, trunk, clout, coopers, cigar box, Hungarian, horse shoe and other nails, N.E.S., 30 p.c.	"	208,987 14,123	123,991	10,816	3,244 80
16	Nails and spikes, cut, and railway spikes ½c. per lb.	"	2,080,075 38,313	2,108,010	38,559	10,540 05
17	Nails, wire, of all kinds, N.O.P., ¾c. per lb.	"	532,975 18,589	529,603	18,299	3,177 51
18	Mould boards, or shaves or plough plates, land sides and other plates for agricultural implements, cut to shape from rolled plates of steel but not moulded, punched, polished or otherwise manufactured, 5 p.c.	Cwt.	67,845 189,327	67,835	189,304	9,465 20
19	Pumps, N.E.S., 25 p.c.	\$	261,645		246,653	61,663 25
20	Iron or steel railway bars or rails of any form, punched or not punched, N.E.S. for railways, which term for the purposes of this item shall include all kinds of railways, street railways and tramways, even although the same are used for private purposes only, and even although they are not used or intended to be used in connection with the business of common carrying of goods or passengers, 30 p.c.	Tons.	49,062 1,197,170	20,634	549,432	144,438 00
21	Railway fish-plates and tie plates, \$8 per ton	"	4,337 171,186	3,512	144,243	28,096 00
22	Rolled iron or steel angles, tees, beams, channels, joists, girders, zees, stars or rolled shapes, or trough, bridge, building or structural rolled sections, or shapes, not punched, drilled or further manufactured than rolled, N.E.S., and flat eye bar blanks not punched or drilled, 10 p.c.	Cwt.	1,066,653 1,431,999	616,419	920,942	92,094 20

SESSIONAL PAPER No. 11

Imported into Canada, &c.—Continued.

ENTERED FOR HOME CONSUMPTION.

Preferential Tariff.			Surtax Tariff.			Total.		
Quantity.	Value.	Duty.	Quantity.	Value.	Duty.	Quantity.	Value.	Duty Collected.
	%	\$ cts.		%	% cts.		%	% cts.
	52,511	8,751 89		2,969	989 67		206,593	47,519 81 1
1	146	24 34				27	704	163 84 2
						11	556	139 00 3
						638	717,785	179,446 25 4
						73	31,382	7,845 50 5
						652	359,986	89,996 50 6
37	680	113 33				925	102,133	25,476 58 7
							142,124	35,531 00 8
642	13,954	2,790 80	40	901	360 40	14,138	284,189	83,951 40 9
						2,388	41,603	10,400 75 10
7	426	71 00				4,933	283,323	70,795 25 11
	265,191	44,199 14		122,010	40,669 96		5,331,714	1,320,997 35 12
						4,957	16,819	4,204 75 13
4,600	760	76 00				11,159	1,319	159 85 14
83,368	3,248	649 60	288	51	20 40	207,647	14,115	3,914 80 15
30,065	719	100 22				2,138,075	39,278	10,640 27 16
672	19	2 69				530,275	18,318	3,180 20 17
10	23	0 77				67,845	189,327	9,465 97 18
	8,180	1,363 32		6,387	2,128 96		261,220	65,155 53 19
28,623	650,953	133,574 06	621	14,163	5,796 00	49,878	1,214,548	283,808 06 20
875	28,024	4,666 67				4,387	172,267	32,762 67 21
112,238	162,359	10,824 00	337,996	348,698	46,492 96	1,066,653	1,431,999	149,411 16 22

6-7 EDWARD VII., A. 1907

No. 14.—SUMMARY STATEMENT of Foreign Merchandise

ARTICLES AND GENERAL TARIFF RATES.		TOTAL IMPORTS.				
		Quantity.		General Tariff.		
		Quantity.	Value.	Quantity.	Value.	Duty.
DUTIABLE GOODS— <i>Con.</i>			\$		\$	\$ cts.
Iron and steel— <i>Con.</i>						
1	Rolled iron or steel hoop, band, scroll or strip, 8 inches or less in width, No. 18 gauge and thicker, N.E.S., \$7 per ton Cwt.	63,296*	109,530	46,713	83,897	16,349 55
2	Rolled iron or steel hoop, band, scroll or strip, thinner than No. 18 gauge, N.E.S., 5 p.c.	56,963	131,566	38,393	92,235	4,611 75
3	Rolled iron or steel angles, tees, beams, channels, girders and other rolled shapes or sections, weighing less than 35 lbs., per lineal yard, not punched, drilled or further manufactured than rolled, N.O.P., \$7 per ton.	376,692	540,013	214,572	319,239	75,100 20
4	Rolled iron or steel plates or sheets, sheared or unsheared, and skelp iron or steel, sheared or rolled in grooves, N.E.S., \$7 per ton.	256,248	394,302	175,948	274,578	61,581 81
5	Rolled iron or steel plates, not less than 30 inches in width and not less than $\frac{1}{4}$ inch in thickness, N.O.P., 10 p.c.	589,151	904,252	493,886	771,109	77,110 90
6	Rolled iron or steel sheets, No. 17 gauge and thinner, N.O.P., 5 per cent.	342,848	719,173	148,675	327,397	16,369 85
7	Rolls of chilled iron or steel, 30 p.c.	10,496	34,172	10,152	32,882	9,864 60
8	Sad or smoothing, hatters' and tailors' irons, plated wholly or in part or not, 25 p.c.	\$	16,747		16,138	4,034 50
9	Safes, doors for safes and vaults, 30 p.c.	\$	114,131		113,972	34,191 60
10	Screws, iron and steel, commonly called "Wood Screws," N.E.S., 35 p.c.	Gross, 208,830	29,483	204,904	28,443	9,955 05
11	Scales, balances, weighing beams and strength testing machines, 30 p.c.	\$	134,477		130,499	39,149 70
12	Sheets flat of galvanized iron or steel, 5 p.c.	Cwt., 369,580	1,101,128	155,508	484,318	24,215 90
13	Sheets iron or steel corrugated, galvanized, 25 p.c.	" 3,296	9,520	1,845	5,848	1,462 00
14	Sheets iron or steel corrugated, not galvanized, 30 p.c.	" 887	2,191	555	1,411	423 30
15	Skates, of all kinds and parts thereof, 35 p.c.	Pairs, 99,107	51,555	10,004	12,935	4,527 25
16	Skelp iron or steel, sheared or rolled in grooves, imported by manufacturers of wrought iron or steel pipe for use only in the manufacture of wrought iron or steel pipe in their own factories, 5 p.c.	Cwt., 680,729	888,257	673,346	872,729	43,636 45
17	Stoves of all kinds and parts thereof, N.E.S., 25 p.c.	\$	473,422		468,141	117,035 25
18	Swedish rolled iron and Swedish rolled steel nail rods under half an inch in diameter for the manufacture of horse-shoe nails, 15 p.c.	Cwt., 20,459	42,429	20,459	42,429	6,364 35
19	Switches, frogs, crossings and intersections for railways, 30 p.c.	" 13,746	55,120	13,522	52,650	15,795 00
Tubing—						
20	Boiler tubes of wrought iron or steel, including flues and corrugated tubes for marine boilers, 5 p.c.	\$	472,854		391,718	19,585 90
21	Tubes of rolled steel, seamless, not joined or welded, not more than $1\frac{1}{2}$ inches in diameter, 10 p.c.	"	4,199		4,154	415 40
22	Tubes, seamless steel, for bicycles, 10 p.c.	"	10,214		9,730	973 00

SESSIONAL PAPER No. 11

Imported into Canad, &c.—Continued.

ENTERED FOR HOME CONSUMPTION.								
Preferential Tariff.			Surtax Tariff.			Total.		
Quantity.	Value.	Duty.	Quantity.	Value.	Duty.	Quantity.	Value.	Duty Collected.
	\$	\$ cts.		\$	\$ cts.		\$	\$ cts.
15,868	24,919	3,792 81	715	714	333 67	63,296	109,530	20,386 03 1
16,344	35,300	1,176 77	2,221	4,015	267 65	56,958	131,550	6,056 17 2
158,494	217,069	36,982 21	3,626	3,705	1,692 14	376,692	540,013	113,774 55 3
80,117	119,433	18,694 29	170	263	79 34	256,235	394,274	80,355 44 4
95,027	132,927	8,861 93	238	216	28 80	589,151	904,252	86,001 63 5
194,175	391,783	13,059 64				342,850	719,180	29,429 49 6
344	1,290	258 00				10,496	34,172	10,122 60 7
.....	515	85 85	65	21 67	16,718	4,142 02 8
.....	159	31 80	114,131	34,223 40 9
3,919	1,038	242 20			208,823	29,481	19,197 25 10
.....	3,112	622 40	790	316 00	134,401	49,088 10 11
214,072	616,810	20,560 69			369,580	1,101,128	44,776 59 12
1,451	3,672	612 00			3,296	9,520	2,074 00 13
332	780	156 00			887	2,191	579 30 14
181	160	37 33	76,641	36,533	17,048 71	86,826	49,628	21,613 29 15
7,383	15,528	517 61			680,729	888,257	44,154 06 16
.....	1,932	322 02	2,908	969 32	472,981	118,326 59 17
.....					20,459	42,429	6,364 35 13
224	2,470	494 00			13,746	55,120	16,289 00 19
.....	78,930	2,631 15	2,120	141 33	472,768	22,358 38 20
.....	45	3 00	4,199	418 40 21
.....	484	32 27	10,214	1,005 27 2

6-7 EDWARD VII., A. 1907

No. 14.—SUMMARY STATEMENT of Foreign Merchandise

ARTICLES AND GENERAL TARIFF RATES.		TOTAL IMPORTS.						
		Quantity.	Value.	General Tariff.				
				Quantity.	Value.	Duty.		
DUTIABLE GOODS— <i>Con.</i>			£		£	£	cts.	
Iron and steel— <i>Con.</i>								
Tubing— <i>Con.</i>								
1	Tubing, wrought iron or steel, plain or galvanized, threaded and coupled or not, over 2 inches in diameter, N.E.S., 15 p.c.	£	558,129		550,085	82,512	90	
2	Tubing, wrought iron or steel, plain or galvanized, threaded and coupled or not, two inches or less in diameter, N.E.S., 35 p.c.	"	110,550		89,693	31,392	55	
3	Other iron or steel tubes or pipes, N.O.P., 30 p.c.	"	59,036		54,908	16,472	40	
4	Ware—Galvanized sheet iron or of galvanized sheet steel, manufactures, N.O.P., 25 p.c.	"	27,821		23,188	6,547	00	
5	Ware—Agate, granite or enamelled iron or steel hollow ware, 35 p.c.	"	76,004		46,875	16,406	25	
6	Ware—Enamelled iron or steel ware, N.E.S.; iron or steel hollow ware, plain black, tinned or coated; and nickel and aluminium kitchen or household hollow ware, N.E.S., 30 p.c.	"	167,746		154,416	46,324	80	
7	Wire bale ties, 30 p.c. Bundles of 250 ties.		3,743	4,932	3,743	4,932	1,479	60
8	Wire cloth or wove wire and netting of iron or steel, 30 p.c.	Lbs.	1,132,220	67,813	255,045	20,456	6,136	80
9	Wire screens, doors and windows, 30 p.c.	£		5,950		3,765	1,129	50
10	Wire fencing, woven, buckthorn strip, and wire fencing of iron or steel, N.E.S., 15 p.c.	Lbs.	1,758,022	73,068	1,692,040	70,070	10,510	50
11	Wire, single or several, covered with cotton, linen, silk, rubber or other material, &c., N.E.S., 30 p.c.	"	2,227,552	356,571	2,002,034	323,941	97,182	30
12	Wire of all kinds, N.O.P., 20 p.c.	"	10,694,693	245,578	6,697,525	162,099	32,419	80
13	Wire rope, stranded or twisted wire, clothes lines, picture or other twisted wire and wire cables, N.E.S., 25 p.c.	"	3,074,975	219,227	708,877	59,211	14,802	75
14	Iron or steel nuts, washers, rivets and bolts with or without threads, and nut, bolt and hinge blanks, and T and strap hinges of all kinds, N.E.S., $\frac{3}{4}$ p. lb. and 25 p.c.	"	2,998,947	118,209	2,783,167	112,537	49,008	56
15	Iron or steel scrap, wrought, being waste or refuse, including punchings, cuttings and clippings or iron or steel plates or sheets, having been in actual use; crop ends of tin plate bars, blooms and rails, the same not having been in actual use, \$1 per ton.	Cwt.	422,136	325,371	197,030	157,355	9,851	51
16	Pen knives, jack knives, and pocket knives of all kinds, 30 p.c.	£		142,643		3,923	1,176	90
17	Table cutlery, all kinds, N.O.P., 30 p.c.	"		259,964		31,448	9,431	40
18	All other cutlery, N.E.S., 30 p.c.	"		336,002		123,772	37,131	60
19	Guns, rifles, including air guns and air rifles (not being toys), muskets, cannons, pistols, revolvers, or other firearms, 30 p.c.	"		435,487		407,467	122,240	10
20	Bayonets, swords, fencing foils and masks, 30 p.c.	"		2,487		1,598	479	40
21	Needles, of any material or kind, N.O.P., 30 p.c.	"		81,464		35,858	10,757	40
22	Steel—chrome steel, 15 p.c.	Cwt.	5,275	24,614	5,275	24,614	3,692	10

SESSIONAL PAPER No. 11

Imported into Canada, &c.—Continued.

ENTERED FOR HOME CONSUMPTION.								
Preferential Tariff.			Surtax Tariff.			Total.		
Quantity.	Value.	Duty.	Quantity.	Value.	Duty.	Quantity.	Value.	Duty Collected.
	\$	\$ cts.		\$	\$ cts.		\$	\$ cts.
.....	4,373	437 30	554,459	82,950 20 1
.....	19,982	4,662 55	109,675	36,055 10 2
.....	4,128	825 60	59,036	17,298 00 3
.....	1,195	199 22	438	146 00	27,821	6,892 22 4
.....	6,423	1,498 78	22,637	10,563 93	75,935	28,468 96 5
.....	6,795	1,359 00	6,622	2,648 80	167,833	50,332 60 6
.....	3,743	4,932	1,479 60 7
876,885	47,331	9,466 20	290	26	10 40	1,132,220	67,813	15,613 40 8
.....	2,185	437 00	5,950	1,566 50 9
.....	65,892	2,998	1,757,932	73,068	10,810 30 10
215,930	30,621	6,124 20	5,578	1,279	511 60	2,223,542	355,841	103,818 10 11
1,541,329	35,335	4,711 39	2,450,239	48,069	12,862 39	10,689,693	245,443	49,933 58 12
2,266,008	148,741	24,790 39	30,443	1,722	573 99	3,005,328	209,674	40,167 13 13
.....
222,166	5,747	2,068 75	714	73	31 46	3,006,047	118,357	51,108 77 14
.....
224,939	167,914	7,497 81	421,969	325,269	17,349 32 15
.....	101,042	20,208 40	37,585	15,034 00	142,530	36,419 30 16
.....	218,517	43,703 40	10,438	4,175 20	260,403	57,313 00 17
.....	92,184	18,436 80	119,786	47,914 40	335,742	103,482 80 18
.....
.....	26,372	5,274 40	835	334 00	434,674	127,848 50 19
.....	187	37 40	702	280 80	2,487	797 60 20
.....	41,563	8,312 60	3,904	1,597 60	81,415	20,667 60 21
.....	5,275	24,614	3,692 10 22

6-7 EDWARD VII., A. 1907

No. 14.—SUMMARY STATEMENT of Foreign Merchandise

ARTICLES AND GENERAL TARIFF RATES	TOTAL IMPORTS.							
	Quantity.		General Tariff.					
	Quantity.	Value.	Quantity.	Value.	Duty.			
DUTYABLE GOODS— <i>Con.</i>		\$	\$	\$	cts.			
Iron and steel— <i>Con.</i>								
1	Steel plate, Universal mill or rolled edge bridge plates imported by manufacturers of bridges, 10 p.c.	Cwt.	243,768	347,360	242,410	345,594	34,559	40
2	Steel in bars, bands, hoops, scroll or strips, sheets or plates, of any size, thickness or width when of greater value than 2½c. per lb., N.O.P., 5 p.c.	"	173,404	857,031	130,896	571,395	28,569	75
Tools and implements:								
3	Adzes, cleavers, hatchets, wedges, sledges, hammers, crowbars, cant dogs and track tools; picks, mattocks and eyes or poles for the same, 30 p.c.	\$		87,782		81,393	24,417	90
4	Axes, 25 p.c.	Doz.	6,955	35,116	6,051	35,123	8,789	75
5	Saws, 30 p.c.	\$		206,528		203,774	61,132	20
6	Files and rasps, N.E.S., 30 p.c.	"		88,211		76,332	22,899	60
7	Tools, hand or machine, of all kinds, N.O.P., 30 p.c.	"		1,020,391		910,131	273,039	30
8	Knife blades, or blanks, and forks of iron or steel, in the rough, not handled, filed, ground or otherwise manufactured, 10 p.c.	"		70				
9	Manufactures, articles or wares not specially enumerated or provided for, composed wholly or in part of iron or steel, and whether partly or wholly manufactured, 30 p.c.	\$		3,024,046		2,748,082	824,424	60
Total, iron and steel				38,545,539		30,386,326	6,805,278	39
10	Ivory, manufactures of, N.O.P., 20 p.c.	\$		1,230		1,162	232	40
11	Jellies, jams and preserves, N.E.S., 3½ c. per lb.	Lbs.	1,822,193	137,655	85,340	9,097	2,773	79
12	Jewellery, N.O.P., 30 p.c.	\$		887,919		741,244	222,373	20
13	Knitted goods of every description, N.E.S., 35 p.c.	"		1,939		537	187	95
Lead and manufactures of:								
14	Old, scrap, pig and block, 15 p.c.	Cwt.	82,729	271,105	1,570	5,153	772	95
15	Bars and in sheets, 25 p.c.	"	16,108	57,196	1,786	7,883	1,970	75
16	Pipe, 35 p.c.	Lbs.	84,649	5,421	61,779	4,011	1,403	85
17	Shot and bullets, 35 p.c.	"	73,925	2,942	6,806	466	163	10
18	Manufactures of, N.O.P., 30 p.c.	\$		75,417		67,177	20,153	10
Total, lead,				412,075		84,690	24,463	75
Leather and manufactures of:								
19	Sole leather, all kinds, 15 p.c.	Lbs.	467,312	118,592	243,073	64,012	9,606	30
20	Leather, belting leather of all kinds, 15 p.c.	"	307,391	107,618	7,812	2,723	408	45
21	Upper leather, not dressed, waxed or glazed, 15 p.c.	"	896	371	896	371	55	65
22	Calf, kid, or goat, lamb and sheep skins, tanned, 15 p.c.	"	5,731	2,141	3,308	1,390	208	50
23	Calf, kid, or goat, lamb and sheep skins, dressed, waxed or glazed, 17½ p.c.	"	420,869	383,484	334,269	300,621	52,609	42
24	Glove leathers, tanned or dressed, coloured or uncoloured, imported by glove manufacturers for use in their own factories in the manufacture of gloves, 10 p.c.	"	679,419	383,565	665,021	368,684	36,868	40

SESSIONAL PAPER No. 11

Imported into Canada, &c.—Continued.

ENTERED FOR HOME CONSUMPTION.								
Preferential Tariff.			Surtax Tariff.			Total.		
Quantity.	Value.	Duty.	Quantity.	Value.	Duty.	Quantity.	Value.	Duty Collected.
	\$	¢ cts.		\$	¢ cts.		\$	¢ cts.
1,358	1,766	117 73				243,768	347,360	34,677 13 1
41,685	278,796	9,293 38	659	6,163	410 85	173,246	856,351	38,273 98 2
	3,060	612 00		2,572	1,028 80		87,025	26,658 70 3
	1,130	226 00		1,624	649 60	6,051	35,123	8,780 75 4
	8,828	1,765 60		3,051	1,220 40		206,528	62,007 80 5
							88,211	25,885 60 6
	57,969	11,593 80		51,561	20,624 10		1,019,661	305,257 59 7
	70	4 67					70	4 67 8
	221,104	44,220 80		48,715	19,486 00		3,017,901	888,131 49 9
	7,122,569	879,919 16		999,082	278,566 94		38,597,977	7,963,763 59
	68	9 06					1,230	241 46 10
1,751,246	129,361	37,944 97	460	72	19 93	1,837,046	138,539	40,737 79 11
	78,084	15,616 80		69,551	27,820 10		888,879	265,810 40 12
	1,355	316 19		47	21 93		1,939	526 07 13
81,159	265,952	26,595 20				82,729	271,105	27,368 15 14
14,320	49,302	8,217 15				16,106	57,185	10,187 99 15
25,965	1,496	328 06				87,744	5,417	1,731 91 16
66,044	2,405	561 16				72,850	2,871	724 26 17
	7,698	1,533 60		774	309 60		75,619	21,996 39 18
	326,733	37,235 47		774	309 60		412,197	62,008 52
224,239	54,550	5,455 00				467,312	118,592	15,061 30 19
317,845	108,588	10,858 80				325,657	111,311	11,267 25 20
						896	371	55 65 21
823	673	67 30	1,600	78	15 60	5,731	2,141	291 40 22
70,480	65,607	7,654 34	1,470	1,330	310 33	406,219	367,558	60,574 09 23
3,084	2,927	195 20	11,314	11,954	1,593 85	679,419	383,565	38,657 45 24

6-7 EDWARD VII., A. 1907

No. 14.—SUMMARY STATEMENT of Foreign Merchandise

ARTICLES AND GENERAL TARIFF RATES.		TOTAL IMPORTS.				
		Quantity.		General Tariff.		
		Quantity.	Value.	Quantity.	Value.	Duty.
DUTIABLE GOODS— <i>Con.</i>			\$		\$	\$ cts.
Leather and manufactures of— <i>Con.</i>						
1	Harness leather, 17½ p.c. Lbs.	26,732	12,953	2,491	1,180	206 52
2	Tanners' scrap leather, 15 p.c. "	143,975	5,265	143,855	5,074	761 10
3	Upper leather, including dongola, cordovan, kangaroo, alligator and chamois skins, or other upper leather, N.E.S., dressed, waxed or glazed, 17½ p.c. "	221,132	184,828	150,674	120,079	22,589 37
4	Japanned, patent or enamelled leather and Morocco leather, 25 p.c. "	79,632	90,113	70,560	81,193	20,298 25
5	Skins for Morocco leather, tanned, but not further manufactured, 15 p.c. "	7,562	2,559	570	234	35 10
6	All other leather and skins, N.O.P., 15 p.c. "	230,427	77,018	82,266	25,263	3,789 45
7	All other leather and skins dressed, waxed or glazed, &c., N.E.S., 17½ p.c. "	40,379	21,349	33,081	15,980	2,796 62
Total, leather.....			1,388,956		995,834	150,233 13
Manufactures of, viz.:						
8	Boots and shoes, 25 p.c. \$		1,284,654		1,219,911	304,977 75
9	Harness and saddlery, N.E.S., 30 p.c. "		91,092		66,581	19,974 50
10	Leather belting, 20 p.c. "		54,819		30,979	6,195 80
11	All other manufactures of leather and raw hide, N.O.P., 25 p.c. "		212,048		181,019	45,254 75
Total, leather manufactures....			1,642,613		1,498,490	376,402 60
12	Lime, 20 p.c. Brls.	134,334	33,630	134,334	93,630	18,726 00
13	Lime juice, and fruit juices, fortified with or containing not more than twenty-five per cent of proof spirits, 60c. per gall. Galls.	360	687	313	625	187 80
14	Lime juice, and fruit juices, containing more than twenty-five per cent of proof spirits, 82 per gall. "	52	100	76	293	152 00
15	Lime juice and other fruit syrups and fruit juices, N.O.P., 20 p.c. "	19,433	22,222	9,140	12,428	2,485 60
Total, lime juice.....		19,845	23,069	9,529	13,346	2,825 40
16	Lithographic presses and type-making accessories therefor, 10 p.c. \$		64,810		53,253	5,325 30
17	Lithographic stones, not engraved, 20 p.c. "		6,772		1,309	261 80
18	Machine card clothing, 25 p.c. "		35,746		6,812	1,703 00
19	Magic lanterns and slides therefor, 25 p.c. "		11,728		7,916	1,979 00
20	Malt, 15c. per bush. Bush.	94,152	68,240	93,136	65,870	13,970 40
21	Malt, extract of (non-alcoholic), for medicinal and baking purposes, 25 p.c. \$		10,787		9,690	2,422 50
Marble and manufactures of:						
22	Marble, sawn only, 20 p.c. "		108,718		108,329	21,665 80
23	Rough, not hammered or chiselled, 15 p.c. "		6,827		6,827	1,024 05
24	Manufactures of, N.O.P., 35 p.c. "		74,499		71,437	25,002 95
Total, marble.....			190,044		186,593	47,692 80
25	Mattresses, including hair, spring and other, 30 p.c. "		7,051		6,337	1,901 10
26	Mats and rugs, including door and carriage, N.E.S., 35 p.c. "		364,752		89,233	31,231 55

SESSIONAL PAPER No. 11

Imported into Canada, &c.—Continued.

ENTERED FOR HOME CONSUMPTION.									
Preferential Tariff.			Surtax Tariff.			Total.			
Quantity.	Value.	Duty.	Quantity.	Value.	Duty.	Quantity.	Value.	Duty Collected.	
	\$	\$ cts.		\$	\$ cts.		\$	\$ cts.	
24,241	10,873	1,268 54				26,732	12,053	1,475 66	1
120	191	19 10				143,975	5,265	780 29	2
62,247	44,185	5,155 04	1,478	1,901	443 56	214,399	175,165	28,187 97	3
5,437	4,157	692 84	3,635	4,763	1,587 66	79,632	90,113	22,578 75	4
6,992	2,325	232 50				7,562	2,559	267 60	5
150,929	52,650	5,265 00				233,195	77,913	9,054 45	6
7,298	5,369	626 44				40,379	21,349	3,423 06	7
	352,095	37,490 10		20,026	3,951 00		1,367,955	191,674 23	
	63,052	10,508 85		41	13 67		1,283,004	315,500 27	8
	22,197	4,439 40					88,778	24,413 70	9
	21,294	2,839 26					52,273	9,035 06	10
	25,345	4,224 43		5,055	1,684 99		211,419	51,164 17	11
	131,888	22,011 94		5,096	1,698 66		1,635,474	400,113 20	
						134,334	93,630	18,726 00	12
						313	625	187 80	13
						76	293	152 00	14
10,943	11,019	1,469 39	3	4	1 07	20,086	23,451	3,956 06	15
10,943	11,019	1,469 39	3	4	1 07	20,475	24,369	4,295 86	
	8,431	562 07					61,684	5,887 37	16
				5,463	1,456 79		6,772	1,718 39	17
	27,263	4,543 89		1,232	410 66		35,307	6,657 55	18
	1,237	206 23		2,617	872 33		11,779	3,057 56	19
1,916	2,370	191 60				94,152	68,240	14,072 00	20
	1,013	168 84					10,793	2,591 34	21
	389	51 89					108,718	21,717 69	22
							6,827	1,024 05	23
	2,599	696 48		8	3 74		74,044	25,613 17	24
	2,988	658 37		8	3 74		189,589	48,354 91	
	471	94 20					6,808	1,995 30	25
	263,834	61,562 39		10,730	5,007 34		363,797	97,801 28	26

No. 14.—SUMMARY STATEMENT of Foreign Merchandise

ARTICLES AND GENERAL TARIFF RATES.		TOTAL IMPORTS.						
		Quantity.	Value.					
			Quantity.	Value.	Quantity.	Duty.		
DUTIABLE GOODS— <i>Con.</i>			\$	\$	\$	cts.		
Metal, N. E. S. and manufactures of—								
1	Aluminium, manufactures of, N.O.P., 25 p.c.	\$	23,565	21,605	5,401	25		
2	Babbit metal, 10 p.c.	"	59,667	41,903	4,100	30		
3	Britannia metal, manufactures of, not plated, 25 p.c.	"	29,358	22,259	5,564	75		
4	Bronze statuettes and ornaments, 35 p.c.	"	5,325	4,791	1,676	85		
5	Buckles of iron, steel, brass or copper, of all kinds, N.O.P. (not being jewellery), 30 p.c.	"	38,604	29,770	8,931	00		
6	Cages—Bird, parrot, squirrel and rat, of wire, and metal parts thereof, 35 p.c.	"	5,260	5,260	1,841	00		
7	Composition metal for the manufacture of jewellery and filed gold watch cases, 10 p.c.	"	6,363	6,303	630	30		
8	Frames, clasps and fasteners for purses and chat-laine bags or reticules, not more than seven inches in width, imported by the manufacturers of purses and chat-laine bags or reticules for use in their factories, 20 p.c.	"	17,385	16,681	3,336	80		
5	Furniture springs, 30 p.c.	"	11,677	11,635	3,490	50		
10	Phosphor tin and phosphor bronze, in blocks, bars, plates, sheets and wire, 10 p.c.	"	12,738	11,803	1,180	30		
11	Garden or lawn sprinklers, 30 p.c.	"	1,050	1,050	315	00		
12	Gas, coal or other oil and electric light fixtures or parts thereof of metal, including lava or other tips, burners, collars, galleries, shades and shade-holders, 30 p.c.	"	343,918	329,878	98,963	40		
13	Gas mantles and incandescent gas burners, 30 p.c.	"	39,891	39,413	11,823	90		
14	Gas meters, 35 p.c.	No.	2,466	49,776	1,812	34,055	11,919	25
15	German, Nevada and nickel silver, manufactures of, not plated, 25 p.c.	\$	30,250	24,162	6,040	50		
16	Lamp springs, 10 p.c.	"	2,727	2,727	272	70		
17	Lamps, side lights, head lights, and lanterns, 30 p.c.	"	366,545	349,568	104,870	40		
18	Nickel-plated ware, N.E.S., 30 p.c.	"	157,247	140,275	42,082	50		
19	Nickel angles, 10 p.c.	"	15,976	15,808	1,580	80		
20	Patterns of brass, iron, steel or other metal, 30 p.c.	"	4,436	4,436	1,330	80		
21	Pins, N.O.P., 30 p.c.	"	106,849	35,068	10,520	40		
22	Screws, brass or other metal, except iron or steel, N.O.P., 35 p.c.	"	6,303	6,094	2,132	90		
23	Stereotypes, electrotypes and celluloid for almanacs, calendars, illustrated pamphlets, newspaper advertisements or engravings, and all other like work for commercial, trade or other purposes, N.E.S.; and matrices or copper shells for the same, 1½ c. per sq. inch.	Sq.in.	418,449	15,717	394,337	14,915	5,915	17
24	Stereotypes, electrotypes, and celluloid of newspaper columns, and bases for the same, composed wholly or partly of metal or celluloid, ¼ c. per sq. inch.	"	516,639	4,175	516,639	4,175	1,291	61
25	Stereotypes—matrices or copper shells for the same, 1½ c. per sq. inch.	"	706	50	706	50	10	59
26	Type for printing, including cases, quoins and slugs of all kinds, 20 p.c.	\$	115,082	71,946	14,389	20		
27	Type metal, 10 p.c.	"	8,675	6,534	653	40		

SESSIONAL PAPER No. 11

Imported into Canada, &c.—Continued.

ENTERED FOR HOME CONSUMPTION.										
Preferential Tariff.			Surtax Tariff.			Total.				
Quantity.	Value.	Duty.	Quantity.	Value.	Duty.	Quantity.	Value.	Duty Collected.		
	\$	\$ cts.		\$	\$ cts.		\$	\$ cts.		
	416	69 35		1,618	539 31		23,639	6,009 94	1	
	18,659	1,243 91					59,662	5,344 24	2	
	5,467	911 19		1,632	544 02		29,358	7,019 96	3	
	52	12 14		482	224 93		5,325	1,913 92	4	
	3,628	725 60		5,147	2,058 80		38,545	11,715 40	5	
							5,260	1,841 00	6	
							6,303	630 30		
				701	186 93		17,385	3,523 73	8	
	125	25 00					11,760	3,515 50	9	
	727	48 48		268	27 73		12,738	1,256 51	10	
							1,050	315 00	11	
	11,347	2,269 40		3,377	1,350 80		344,602	102,583 60	12	
	409	81 80		348	139 20		40,170	12,044 90	13	
654	6,721	1,568 21				2,466	40,776	13,487 46	14	
	5,992	998 68		96	32 00		30,256	7,071 18	15	
							2,727	272 70	16	
	9,166	1,833 20		7,306	2,922 40		366,040	109,626 00	17	
	12,034	2,406 80		4,797	1,918 80		157,106	46,408 10	18	
				168	22 40		15,976	1,603 20	19	
							4,436	1,330 80	20	
	63,587	12,717 40		8,237	3,294 80		106,892	26,532 60	21	
	209	48 77					6,303	2,181 67	22	
	23,354	739	233 54	372	30	7 44	418,063	15,684	6,156 15	23
							516,639	4,175	1,291 61	24
							706	50	10 59	25
	43,517	5,802 26		214	57 07		115,677	20,248 53	26	
	2,141	142 74					8,675	796 14	27	

6-7 EDWARD VII., A. 1907

No. 14.—SUMMARY STATEMENT of Foreign Merchandise

ARTICLES AND GENERAL TARIFF RATES.		TOTAL IMPORTS.					
		Quantity.	Value.	General Tariff.			
				Quantity.	Value.	Duty.	
DUTIABLE GOODS— <i>Con.</i>			§	§	§	cts.	
Metal, N.E.S. and manufactures of— <i>Con.</i>							
1	Pewter, platina and metal composition, N.E.S., 30 p.c.	§	2,716	2,181	654	30	
2	Wire of all kinds, N.O.P., 20 p.c.	Lbs.	65,696	13,051	51,131	11,722	2,344 40
3	Wire, twisted, &c., except iron or steel, N.E.S., 25 p.c.	§	279	125		31 25	
Total, metal and manufactures of			1,484,695	1,265,295	353,295	52	
4	Milk, condensed, 3¼ c. per lb.	Lbs.	188,249	9,822	74,878	5,369	2,433 43
Mineral substances, not otherwise provided for—							
5	Asbestos, in any form other than crude, and all manufactures of, 25 p.c.	§	138,000	123,973	30,993	25	
6	Blacklead, 25 p.c.	"	34,004	26,135	6,533	75	
7	Mineral and bituminous substances, not otherwise provided for, 20 p.c.	"	77,431	56,824	11,364	80	
8	Plumbago, not ground or otherwise manufactured, 10 p.c.	"	2,791	2,791	279	10	
9	Plumbago, ground and manufactures of, N.E.S., 25 p.c.	"	19,074	16,009	4,002	25	
Total, mineral substances			271,300	225,732	53,173	15	
10	Mineral and aerated waters, N.E.S., 20 p.c.	"	178,083	137,072	27,414	40	
11	Mosaic flooring of any material, 30 p.c.	"	12,489	12,295	3,688	50	
12	Mucilage, 25 p.c.	"	23,914	22,866	5,716	50	
Musical instruments, viz:—							
13	Brass band instruments, 25 p.c.	"	38,534	24,473	6,118	25	
14	Cabinet organs, 30 p.c.	No.	284	18,429	278	18,065	5,419 50
15	Pipe organs, 30 p.c.	"	1	750	1	750	225 00
16	Parts of organs, 25 p.c.	§	22,542	22,014	5,503	50	
17	Pianofortes, 30 p.c.	No.	816	174,328	793	170,764	51,229 20
18	Pianos, parts of, 25 p.c.	§	151,757	146,356	36,589	00	
19	Other musical instruments, N.E.S., 30 p.c.	"	127,048	57,521	17,256	30	
Total, musical instruments			533,388	439,943	122,340	75	
20	Mustard, ground, 25 p.c.	Lbs.	628,569	106,777	265,338	15,988	3,997 00
21	" French, liquid, 35 p.c.	§	8,082	7,590	2,656	50	
Total, mu-stard			114,859	23,578	6,653	50	
Oils, mineral—							
22	Coal and kerosene, distilled, purified or refined, naphtha and petroleum, N. E.S., 2½c. per gallon.	Galls.	9,225,561	808,597	9,248,472	810,547	231,212 57
23	Products of petroleum, N.E.S., 2½c. per gall.	"	1,730,898	181,929	1,630,646	176,341	40,766 31
24	Crude petroleum, gas oils other than benzine and gasoline, 1½c. per gall.	"	21,383	1,405	19,680	1,282	295 21
25	Illuminating oils, composed wholly or in part of the products of petroleum, coal, shale or lignite, costing more than thirty cents per gallon, 20 p.c.	"	3,769	1,597	3,357	1,387	277 40

SESSIONAL PAPER No. 11

Imported into Canada, &c.—Continued.

ENTERED FOR HOME CONSUMPTION.

Preferential Tariff.			Surtax Tariff.			Total.		
Quantity.	Value.	Duty.	Quantity.	Value.	Duty.	Quantity.	Value.	Duty Collected.
	\$	\$ cts.		\$	\$ cts.		\$	\$ cts.
.....	172	34 40	363	145 20	2,716	833 90 1
4,307	736	98 16	8,628	320	85 35	64,066	12,778	2,527 91 2
.....	154	25 67	279	56 92 3
.....	185,998	31,296 73	35,044	13,557 21	1,486,337	398,149 46
37,627	2,618	815 29	112,505	7,987	3,248 72 4
.....	7,697	1,282 93	6,304	2,101 33	137,974	34,377 51 5
.....	7,772	1,295 40	33,907	7,829 15 6
.....	12,539	1,671 90	8,331	2,221 62	77,694	15,258 32 7
.....	2,791	279 10 8
.....	3,049	508 16	19,058	4,510 41 9
.....	31,057	4,758 39	14,635	4,322 95	271,424	62,254 49
.....	9,557	1,274 34	30,256	8,068 29	176,885	36,757 03 10
.....	389	77 80	12,684	3,766 30 11
.....	1,062	177 04	23,928	5,893 54 12
.....	11,517	1,919 56	1,978	659 34	37,968	8,697 15 13
1	37	7 40	5	327	130 80	284	18,429	5,557 70 14
.....	1	750	225 00 15
.....	528	88 00	22,542	5,591 50 16
16	1,921	384 20	5	1,343	537 20	814	174,028	52,150 60 17
.....	5,401	1,800 33	151,757	38,389 33 18
.....	2,643	528 60	69,586	27,834 40	129,750	45,619 36 19
.....	16,646	2,927 76	78,635	30,962 07	535,224	156,230 58
373,233	93,986	15,664 51	638,571	109,974	19,661 51 20
.....	7,590	2,656 50 21
.....	93,986	15,664 51	117,564	22,318 01
6,728	1,679	112 16	9,255,200	812,226	231,324 73 22
2,663	728	44 39	1,633,309	177,069	40,810 70 23
.....	19,680	1,282	295 21 24
179	103	13 73	3,536	1,490	291 13 25

6-7 EDWARD VII., A. 1907

No. 14.—SUMMARY STATEMENT of Foreign Merchandise

ARTICLES AND GENERAL TARIFF RATES.		TOTAL IMPORTS.				
		Quantity.		General Tariff.		
		Quantity.	Value.	Quantity.	Value.	Duty.
DUTIABLE GOODS— <i>Con.</i>			£		£	£ s. dts.
Oil, animal—						
1	Lard oil, 25 p.c. Galls.	12,829	6,420	12,600	6,337	1,584 25
2	Neatsfoot, 25 p.c. "	23,313	17,737	23,282	17,714	4,428 50
3	Other animal oil, N.E.S., 20 p.c. "	3,620	2,632	3,432	2,591	518 20
Vegetable—						
4	Castor, 20 p.c. "	91,024	42,762	4,148	2,994	580 80
5	Cotton seed, 20 p.c. "	1,122,177	320,575	1,075,935	311,877	62,375 40
6	Flaxseed or linseed, raw or boiled, 25 p.c. "	1,184,715	444,437	142,282	57,467	14,366 75
7	Olive, N.E.S., 20 p.c. "	67,849	75,869	60,553	61,741	12,348 20
8	Sesame seed, 25 p.c. "	652	443	652	443	110 75
9	Vegetable oil, not otherwise specified, 20 p.c. "	94,865	52,120	82,706	45,436	9,087 20
10	Lubricating oils composed wholly or in part of petroleum and costing less than 25c. per gall., 2 c. per gall. "	1,916,142	250,618	1,907,029	248,938	47,676 19
11	All other lubricating oils, N.E.S., 20 p.c. "	385,067	144,504	321,039	120,899	24,179 80
12	Essential, 10 p.c. Lbs.	162,199	129,880	148,493	119,774	11,977 40
13	All other oils not elsewhere specified, 20 p.c. Galls.	58,043	24,898	46,256	19,537	3,907 40
Total, oils,			2,505,823		2,005,215	465,692 33
14 Oiled silk and cloth, and tape or other textile, India-rubbered, flocked or coated, N.O.P., 30 p.c. s			177,300		157,926	47,377 80
15	Oil cloth, enamelled carriage, floor, shelf and table oil cloth, cork matting or carpets and linoleum, 30 p.c. Sq. yds.	2,486,494	733,806	158,482	29,338	8,801 40
16	Optical, philosophical, photographic and mathematical instruments, N.E.S., 25 p.c. s		293,136		239,356	59,839 00
17	Spectacles and eye-glasses, 30 p.c. "		15,279		14,935	4,480 50
18	Spectacles and eye-glasses, frames and metal parts of, 20 p.c. "		46,957		46,901	9,380 20
19	Packages, 20 p.c. "		945,737		859,408	171,881 60
Paints and colours—						
20	Brocade and bronze powders and gold liquid paint, 25 p.c. "		42,414		11,599	2,899 75
21	Colours, dry, N.E.S., 20 p.c. Lbs.	2,414,480	139,709	1,838,607	108,361	21,672 20
22	Lead, white, dry, 30 p.c. "	8,248,057	336,142	1,500,247	69,129	4,119 70
23	Lead, white, ground in oil, 35 p.c. "	270,920	12,533	21,304	1,112	389 20
24	Red lead and orange mineral, 5 p.c. "	1,893,914	68,769	361,358	18,136	906 80
25	Ochres, ochrey earths and raw siennas, 20 p.c. "		1,762,682	23,790	1,187,453	18,398 3,679 60
26	Zinc white, 5 p.c. "	4,994,304	198,063	3,572,376	151,396	7,569 80
27	Oxides, fire proofs, umbers and burnt siennas, N.E.S., 25 p.c. "	2,560,789	33,604	1,687,507	17,518	4,379 50
28	Paints and colours and rough stuff and fillers, anti-corrosive and anti-fouling paints commonly used for ships' hulls, and ground and liquid paints, N.E.S., 25 p.c. "	4,719,065	276,741	3,984,656	219,073	54,768 25
29	Paris green, dry, 10 p.c. "	156,748	31,658	1,525	121	12 10
30	Paints and colours ground in spirits, and all spirit varnishes and lacquers, 81.12 c. per gall. Galls.	849	2,765	813	2,640	914 70
31	Putty, 20 p.c. Lbs.	246,980	3,862	238,958	3,761	752 20
Total, paints,			1,173,050		621,244	102,063 80

SESSIONAL PAPER No. 11

Imported into Canada, &c.—Continued.

ENTERED FOR HOME CONSUMPTION.

Preferential Tariff.			Surtax Tariff.			Total.			
Quantity.	Value.	Duty.	Quantity.	Value.	Duty.	Quantity.	Value.	Duty collected.	
	§	§ cts.		§	§ cts.		§	§ cts.	
							12,600	6,337	1,584 25 1
31	23	3 83				23,313	17,737	4,432 33 2	
12	21	2 80				5,444	2,612	521 00 3	
87,361	40,000	5,333 42				91,509	42,904	5,914 22 4	
24,729	7,939	1,058 54				1,100,664	319,816	63,433 94 5	
1,027,730	381,470	63,578 44				1,170,912	438,937	77,945 19 6	
8,506	13,132	1,751 27				69,059	74,873	14,099 47 7	
						652	443	110 75 8	
8,109	5,400	720 06	3,230	893	238 14	94,045	51,729	10,045 40 9	
						1,907,029	248,938	47,676 19 10	
17,936	6,780	904 09	169	86	22 93	339,144	127,765	25,106 82 11	
4,386	4,514	300 93	8,794	5,358	714 45	161,673	129,646	12,992 78 12	
7,333	3,145	419 35	3,598	2,028	540 80	57,187	24,710	4,867 55 13	
	464,934	74,243 01		8,365	1,516 32		2,478,514	541,451 66	
	19,241	3,848 20		275	110 00		177,442	51,336 00 14	
2,323,172	707,899	141,579 80	783	409	163 60	2,482,437	737,646	150,544 80 15	
	33,298	5,549 99		18,649	6,216 36		291,303	71,695 35 16	
	50	10 00		300	129 00		15,285	4,610 50 17	
	69,105	9,215 25		56	14 94		46,957	9,395 14 18	
				3,684	982 47		932,197	182,079 32 19	
	1,342	223 68		29,488	9,829 34		42,429	12,952 77 20	
303,512	21,728	2 897 13	261,636	8,459	2,255 76	2,403,755	138,548	26,825 09 21	
4,980,986	214,060	37,829 51	1,766,824	52,953	4,624 87	8,248,057	336,142	46,584 08 22	
249,616	11,421	2,638 78				270,920	12,533	3,027 08 23	
818,580	34,185	1,139 46	713,976	16,448	1,096 53	1,893,914	63,769	3,142 79 24	
244,963	4,707	627 64	30,266	685	182 65	1,762,682	23,790	4,489 89 25	
729,309	20,611	687 06	602,629	26,056	1,737 03	4,904,314	198,063	9,993 89 26	
809,718	15,243	2,540 50	61,623	846	282 00	2,558,848	33,607	7,202 00 27	
723,735	53,148	8,858 35	24,520	3,482	1,160 70	4,732,911	275,703	64,787 30 28	
155,223	34,537	2,302 47				156,748	34,658	2,314 57 29	
							849	2,765	941 73 30
36	125	27 03				246,980	3,862	765 69 31	
8,022	101	13 49							
	411,208	59,785 10		138,417	21,178 88		1,170,869	183,027 78	

6-7 EDWARD VII., A. 1907

No. 14.—SUMMARY STATEMENT of Foreign Merchandise

ARTICLES AND GENERAL TARIFF RATES.		TOTAL IMPORTS.						
		Quantity.	Value.	General Tariff.				
				Quantity.	Value.	Duty.		
DUTIABLE GOODS— <i>Con.</i>			\$	\$	\$	cts.		
Paper and manufactures of, N.E.S.—								
1	Albumenized and other papers and films chemically prepared for photographers' use, 30 p.c.	\$	124,794	110,872	33,261	60		
2	Bags or sacks, printed or not, 25 p.c.	"	33,622	31,055	7,763	75		
3	Cards for playing, 6c. per pack.	Packs	67,179	349,764	38,248	20,985	84	
4	Card board, paste board, in sheets or cut to size, N.E.S., 35 p.c.	\$	79,526	68,441	23,954	35		
5	Envelopes, 35 p.c.	Thousand	70,297	64,786	48,878	17,107	30	
6	Paper, felt or straw board, 25 p.c.	\$	238,923	237,415	59,353	75		
7	Hangings or wall paper, including borders, 35 p.c.	Rolls of 8 yds.	2,309,680	217,207	2,203,654	186,291	65,201	85
8	Leather board, leatheroid and mfrs. of, 25 p.c.	\$	36,928	35,926	8,981	50		
9	Mill board, not straw board, 10 p.c.	"	44,780	43,141	4,314	10		
10	Union collar cloth paper, in rolls or sheets, not glossed or finished, 15 p.c.	"	1,108	1,108	166	20		
11	Union collar cloth paper, in rolls or sheets, glossed or finished, 20 p.c.	"	400	263	52	60		
12	Pads not printed, papier maché ware, N.O.P., and mfrs. of paper, N.E.S., 35 p.c.	"	743,934	567,435	198,602	25		
13	Printing paper of not greater value than 2½c. per lb., O.C., 15 p.c.	Lbs.	244,638	5,594	244,638	5,594	839	10
14	Printing paper, N.E.S., 25 p.c.	"	8,526,337	515,796	5,996,301	363,923	90,980	75
15	Ruled, border and coated papers and paper-eries and boxed papers, 35 p.c.	\$	212,695	165,851	58,047	85		
16	Straw board, in sheets or rolls, 25 p.c.	Lbs.	424,264	8,631	424,264	8,631	2,157	75
17	Window blinds of paper of all kinds, 35 p.c.	\$	376	67	23	45		
18	Wrapping, 25 p.c.	Lbs.	1,812,485	61,644	1,557,548	49,210	12,302	50
19	All kinds, N.E.S., 25 p.c.	\$	691,961	523,627	139,906	75		
Total, paper.			3,148,984	2,485,976	735,603	24		
20	Pencils, lead, in wood or otherwise, 25 p.c.	\$	175,747	126,188	31,547	00		
21	Pens, penholders and rulers, of all kinds, 25 p.c.	"	180,203	139,517	34,879	25		
Perfumery, non-alcoholic, viz.—								
22	Hair oil, tooth and other powders and washes, pomatums, pastes, and all other perfumed preparations, N.O.P., used for the hair, mouth or skin, 30 p.c.	"	122,454	108,038	32,411	40		
23	Photographic dryplates, 30 p.c.	\$	57,242	45,264	13,579	20		
24	Picture and photograph frames of any material, 30 p.c.	"	101,105	81,777	24,533	10		
25	Pickles, in bottles, jars or similar vessels, 35 p.c.	Galls.	230,244	204,145	55,003	51,095	17,883	25
26	Pickles, in bulk, 35 p.c.	"	104,574	30,621	102,242	29,251	10,237	85
Total, pickles.			334,818	234,766	157,245	80,346	28,121	10
Plants and trees, viz.—								
27	Apple trees, 3c. each	No.	203,518	15,105	202,590	14,894	6,077	70
28	Cherry trees, 3c. each	"	48,849	8,004	48,838	7,998	1,465	14
29	Currant bushes, 20 p.c.	"	57,869	1,208	57,869	1,208	241	60
30	Fruit, shade, lawn and ornamental trees, shrubs and plants, N.E.S., 20 p.c.	\$	61,853	60,441	12,088	20		
31	Goose-berry bushes, 20 p.c.	No.	59,556	1,537	55,056	1,394	278	80

SESSIONAL PAPER No. 11

Imported into Canada, &c.—Continued.

ENTERED FOR HOME CONSUMPTION.								
Preferential Tariff.			Surtax Tariff.			Total.		
Quantity.	Value.	Duty.	Quantity.	Value.	Duty.	Quantity.	Value.	Duty collected.
	\$	\$ cts		\$	\$ cts.		\$	\$ cts.
.....	13,357	2,671 40	531	212 40	124,760	36,145 40 1
.....	984	164 02	1,587	529 01	33,626	8,456 78 2
237,783	28,933	9,511 32	1,944	144	155 52	589,491	67,345	30,652 68 3
.....	9,001	2,100 29	2,061	961 82	79,503	27,016 46 4
9,753	14,094	3,288 94	880	1,183	552 08	69,823	64,155	20,948 32 5
.....	1,604	267 33	239,019	59,621 08 6
90,067	22,276	5,197 78	84,092	9,236	4,310 14	2,377,813	217,803	74,709 77 7
.....	102	17 00	36,028	8,998 50 8
.....	1,619	107 99	20	2 67	44,780	4,424 76 9
.....	1,198	166 20 10
.....	12	1 61	125	33 33	400	87 54 11
.....	126,828	29,594 00	47,368	22,105 13	741,631	250,301 38 12
2,439,504	145,480	24,246 72	82,052	6,152	2,050 64	8,517,857	515,555	117,278 11 14
.....	42,845	9,997 38	4,449	2,076 20	213,145	70,121 43 15
.....	424,264	2,157 75 16
.....	309	72 10	376	95 55 17
241,984	11,508	1,918 07	30,027	1,515	505 01	1,829,559	62,233	14,725 58 18
.....	157,866	26,311 53	10,973	3,657 67	692,466	160,875 95 19
.....	576,838	115,467 48	85,344	37,151 62	3,118,158	887,622 34
.....	4,357	726 28	45,339	15,112 98	175,884	47,386 26 20
.....	38,337	6,389 97	2,349	782 99	180,203	42,052 21 21
.....	14,110	2,822 00	650	260 05	122,798	35,493 40 22
.....	11,865	2,373 00	480	191 00	57,609	16,143 20 23
.....	8,064	1,612 80	9,492	3,796 80	99,333	29,942 70 24
175,034	151,378	33,322 60	40	49	22 87	230,077	202,522	53,228 72 25
1,086	726	169 42	103,328	29,977	10,407 27 26
176,120	152,104	35,492 02	40	49	22 87	333,405	232,499	63,635 99
928	211	18 56	203,518	15,105	6,096 26 27
11	6	0 22	48,849	8,004	1,465 36 28
.....	57,869	1,208	241 60 29
.....	1,397	186 28	15	4 00	61,853	12,278 48 30
4,500	143	19 07	59,556	1,537	297 87 31

6-7 EDWARD VII., A. 1907

No 14.—SUMMARY STATEMENT of Foreign Merchandise

ARTICLES AND GENERAL TARIFF RATES.		TOTAL IMPORTS.					
		Quantity.	Value.	General Tariff.			
				Quantity.	Value.	Duty.	
DUTIABLE GOODS— <i>Con.</i>			§		§	§ cts.	
Plants and trees— <i>Con.</i>							
1	Grape vines, 20 p.c.	No.	58,145	781	58,145	781	156 20
2	Peach trees, 3c. each	"	210,070	11,926	210,070	11,926	6,302 10
3	Pear trees, 3c. each	"	11,962	1,082	11,962	1,082	358 86
4	Plum trees, 3c. each	"	45,769	4,665	45,769	4,665	1,373 07
5	Raspberry bushes, 20 p.c.	"	180,841	1,656	176,393	989	197 80
6	Rose bushes, 20 p.c.	"	43,319	4,353	35,218	3,648	729 60
7	Quince trees, 3c. each	"	643	101	643	101	19 29
Total, plants and trees			111,671		109,127		29,288 36
8 Plaster of Paris, or gypsum, ground, not calcined, 15 p.c.							
		Brls.	6,562	1,799	6,562	1,799	269 85
9 Plaster of Paris, or gypsum, calcined or manufactured, 12½c per 100 lbs.							
		Cwt.	128,667	43,766	128,630	43,729	16,078 78
Total, plaster of Paris			45,565		45,528		16,348 63
10 Plates, engraved on wood, steel or on other metal and transfers taken from the same, including engravers' plates, of steel polished, engraved or for engraving thereon, 20 p.c.							
		§		14,887		14,811	2,962 20
11 Pocket-books, purses, reticules and musical instrument cases, 30 p.c.							
		"		203,061		143,724	43,117 20
12 Polish or composition, knife and other, N. O. P., 25 p.c.							
		"		68,459		61,898	15,474 50
13 Pomades, French or flower odours, &c., imported in tins of not less than ten pounds each, 15 p.c.							
		Lbs.	4,434	5,856	4,434	5,856	878 40
14 " " all other, 30 p.c.							
		"	62	65	53	62	18 60
Total, pomades			4,496	5,921	4,487	5,918	897 00
15 Post office parcels and packages							
		§		607,752		475,361	115,806 36
16 Precious stones, N. E. S., polished, but not set, pierced or otherwise manufactured, and imitations thereof, 10 p.c.							
		"		85,877		63,750	6,375 00
17 Printing presses, printing machines, folding machines, book-binders', book-binding, ruling, embossing and paper cutting machines, N. E. S., 10 p.c.							
		"		387,429		330,639	33,063 90
Provisions, not otherwise specified—							
18 Butter, 4c. per lb.							
		Lbs.	292,212	64,519	105,547	26,160	4,221 88
19 Cheese, 3c. per lb.							
		"	509,416	83,324	354,996	61,961	10,649 88
20 Lard, 2c. per lb.							
		"	7,661,895	653,044	7,529,139	644,920	150,583 98
21 Lard, compound and similar substances, cottolene and animal stearine of all kinds, N. E. S., 2c. per lb.							
		"	416,111	35,795	225,186	16,129	4,503 72
Total, provisions			8,879,631	836,682	8,214,928	749,170	169,959 46
Meats, viz.—							
22 Bacon and hams, shoulders and sides, 2c. per lb.							
		Lbs.	7,140,369	783,546	7,079,845	775,876	141,596 90
23 Beef, salted, in barrels, 2c. per lb.							
		"	3,478,865	160,949	2,374,515	111,862	47,490 30
24 Canned meats and canned poultry and game, 25 p.c.							
		"	817,916	99,085	717,734	87,263	21,815 75

SESSIONAL PAPER No. 11

Imported into Canada, &c.—Continued.

ENTERED FOR HOME CONSUMPTION.

Preferential Tariff.			Surtax Tariff.			Total.		
Quantity.	Value.	Duty.	Quantity.	Value.	Duty.	Quantity.	Value.	Duty Collected.
	%	% cts.		%	% cts.		%	% cts.
						58,145	781	156 26 1
						210,070	11,926	6,302 10 2
						11,962	1,082	358 86 3
						45,769	4,665	1,373 07 4
4,448	67	8 94				180,841	1,056	206 74 5
8,061	697	92 97	40	8	2 13	43,310	4,353	824 70 6
						643	101	19 29 7
	2,521	326 01		23	6 13		111,671	29,620 53
						6,562	1,799	269 85 8
35	13	2 91				128,665	43,742	16,081 69 9
	13	2 91					45,541	16,351 54
				76	20 27		14,887	2,982 47 10
	36,227	7,245 40		23,010	9,204 00		202,961	59,566 60 11
	4,252	708 71		1,524	507 99		67,674	16,691 20 12
						4,434	5,856	878 40 13
9	3	0 60				62	65	19 20 14
9	3	0 60				4,496	5,921	897 60
	130,218	30,601 76		2,173	796 57		607,752	147,204 69 15
	15,517	1,034 59		6,610	881 29		85,877	8,290 79 16
	42,706	2,847 06		14,066	1,875 45		387,411	37,786 41 17
37,904	8,784	1,010 75				143,451	34,944	5,232 63 18
13,585	3,328	271 71	50	20	2 00	368,631	65,309	10,923 59 19
424	47	5 66				7,529,623	644,967	150,589 64 20
203,427	16,949	2,712 39	224	28	5 97	428,837	33,106	7,222 08 21
255,340	29,108	4,000 51	274	48	7 97	8,470,542	778,326	173,967 94
3,297	566	43 98				7,083,142	776,442	141,640 88 22
						2,374,515	111,862	47,490 30 23
33,975	5,073	845 62	1,299	250	83 34	753,008	92,586	22,744 71 24

6-7 EDWARD VII., A. 1907

No. 14.—SUMMARY STATEMENT of Foreign Merchandise

ARTICLES AND GENERAL TARIFF RATES.		TOTAL IMPORTS.				
		Quantity.	Value.	General Tariff.		
				Quantity.	Value.	Duty.
DUTIABLE GOODS— <i>Con.</i>			£		£	£ cts.
Provisions, meats— <i>Con.</i>						
1	Extracts of meats and fluid beef not medicated, and soups, 25 p. c.	§	85,223		80,336	20,084 00
2	Mutton and lamb, fresh, 35 p. c.	Lbs.	376,318	19,558	403,242	21,362 7,476 70
3	Pork, barrelled, in brine, 2c. per lb.	"	11,215,320	821,653	10,726,109	785,905 214,522 18
4	Poultry and game, N.O.P., 20 p. c.	§		39,593		39,568 7,913 60
5	Dried or smoked meats, and meats preserved in any other way than salted or pickled, N.E.S., 2c. per lb.	Lbs.	1,430,095	162,385	1,433,166	161,744 28,663 32
6	Other meats, fresh, 3c. per lb.	"	269,628	29,605	246,094	28,044 7,382 82
7	Other meats, salted, N.E.S., 2c. per lb.	"	588,559	50,953	578,316	50,333 11,566 32
Total, meats			2,252,559		2,112,293	508,511 89
8	Regalia and badges, 35 p. c.	§		11,422		9,421 3,297 35
9	Ribbons, 35 p. c.	"		1,157,886		1,078,269 377,394 15
10	Railway or travelling rugs and lap dusters of all kinds, 30 p. c.	"		51,502		13,885 4,165 50
11	Sails for boats and ships, 25 p. c.	"		2,696		2,074 518 50
12	Salt, coarse, N.E.S., 5c. per 100 lbs.	Lbs.	14,900,108	33,627	14,900,108	33,627 7,450 06
13	Salt, fine, in bulk, 5c. per 100 lbs.	"	2,797,950	7,983	2,797,950	7,983 1,398 98
14	Salt, N.E.S., in bags, barrels or other packages, 7½c. per 100 lbs.	"	3,674,427	18,221	3,668,006	18,195 2,751 17
Total, salt			21,372,485	59,831	21,366,664	59,805 11,600 21
15	Sand paper, glass, flint and emery paper and emery cloth, 25 p. c.	§		106,330		104,569 26,142 25
16	Sauces and catsups, in bottles, 35 p. c.	Galls.	88,344	116,928	37,519	37,064 12,972 40
17	Sauces and catsups, in bulk, 35 p. c.	"	28,712	7,264	26,976	7,125 2,493 75
18	Soy, 35 p. c.	"	29,164	6,869	29,179	6,872 2,405 20
Total, sauces			146,220	131,061	93,674	51,061 17,871 35
19	Sausage casings, N.E.S., 20 p. c.	§		82,897		61,364 12,272 80
Seeds, viz.—						
20	Garden, field and other seeds for agricultural or other purposes, N.O.P., when in bulk or in large parcels, 25 p. c.	"		374,974		364,010 36,401 00
21	Garden, field and other seeds for agricultural or other purposes, N.O.P., when in small papers or parcels, 25 p. c.	"		6,821		4,540 1,135 09
22	Bulbous roots, N.O.P., 20 p. c.	"		14,388		14,107 2,821 40
Total, seeds				396,183		382,657 40,357 40
23	Ships, foreign built British, on applying for Canadian coasting license, 25 p. c.	§		178,450		178,450 44,612 50
24	Ships and vessels, repairs, according to materials.	"		415		415 103 75
Total, ships				178,865		178,865 44,716 25

SESSIONAL PAPER No. 11

Imported into Canada, &c.—Continued.

ENTERED FOR HOME CONSUMPTION.

Preferential Tariff.			Surtax Tariff.			Total.		
Quantity.	Value.	Duty.	Quantity.	Value.	Duty.	Quantity.	Value.	Duty Collected.
	\$	\$ cts.		\$	\$ cts.		\$	\$ cts.
.....	6,441	1,073 54	296	98 69	87,073	21,256 23 1
.....	403,242	21,362 7,476 70 2
.....	223	29 74	10,726,109	785,965 214,522 18 3
.....	39,791	7,943 34 4
751	94	10 02	1,433,917	161,838 28,673 34 5
.....	246,094	28,044 7,382 82 6
24	5	0 32	578,340	50,338 11,566 64 7
.....	12,402	2,003 22	546	182 03	2,155,241	510,697 14
.....	1,962	457 85	39	18 20	11,422	3,773 40 8
.....	11,225	2,619 31	60,838	28,391 11	1,150,332	408,404 57 9
.....	36,415	7,283 00	1,278	511 20	51,578	11,959 70 10
.....	622	103 67	2,696	622 17 11
.....	14,900,108	33,627 7,450 06 12
.....	2,797,950	7,983 1,398 98 13
.....	3,668,006	18,195 2,751 17 14
.....	21,366,064	59,805 11,600 21
.....	1,704	284 04	57	19 01	106,330	26,445 30 15
49,031	72,551	16,928 98	86,550	109,615 29,901 38 16
2,424	1,048	244 59	29,400	8,173 2,738 34 17
.....	29,179	6,872 2,405 20 18
51,455	73,599	17,173 57	145,129	124,660 35,044 92
.....	22,055	2,940 68	83,419	15,213 48 19
.....	5,579	371 98	3,920	522 65	373,509	37,295 63 20
.....	2,281	380 23	6,821	1,515 23 21
.....	281	37 47	14,388	2,858 87 22
.....	8,141	789 68	3,920	522 65	394,718	41,669 73
.....	178,450	41,612 50 23
.....	415	103 75 24
.....	178,865	44,716 25

6-7 EDWARD VII., A. 1907

No. 14.—SUMMARY STATEMENT of Foreign Merchandise

ARTICLES AND GENERAL TARIFF RATES.		TOTAL IMPORTS.					
		Quantity.	Value.	General Tariff.			
				Quantity.	Value.	Duty.	
DUTIABLE GOODS— <i>Cont.</i>			£		£	£ cts.	
1	Signs of any material, framed or not, and letters of any material for signs of similar use, 30 p.c.	£	66,233		59,999	17,999 70	
Silk and manufactures of—							
2	Fabrics, N.E.S., 30 p.c.	£	2,875,716		2,458,121	737,436 30	
3	Silk cloth, including satin, imported by manufacturers of burial caskets or burial robes, for use in such manufacture, 10 p.c.	"	17,983		13,863	1,386 30	
4	Silk, when imported by manufacturers of men's neckties, for use exclusively in the manufacture of such neckties in their own factories, 10 p.c.	"	493,858		320,250	32,025 00	
5	Handkerchiefs, 35 p.c.	"	121,596		109,726	35,254 10	
6	Blouses and shirt waists, 35 p.c.	"	55,749		24,996	8,748 60	
7	Clothing, 35 p.c.	"	254,535		89,744	31,410 40	
8	Silk in the gum or spun, not more advanced than singles, tram and thrown organzine, not coloured, 15 p.c.	Lbs.	17,955	33,038	2,396	2,752	412 80
9	Sewing and embroidery silk and silk twist, 25 p.c.	£	40,187		16,463	4,115 75	
10	Shawls, 30 p.c.	"	8,592		5,560	1,668 00	
11	Shirts, 35 p.c.	Doz.	213	2,483	49	147	156 45
12	Silk and all manufactures of, not otherwise provided for, or of which silk is the component part of chief value, N.E.S., 35 p.c.	£	114,521		72,967	25,538 45	
13	Socks and stockings, 35 p.c.	Doz. pairs.	1,454	8,755	51	642	224 70
14	Under-shirts and drawers, 35 p.c.	£	6,549		641	225 40	
15	Velvets, velveteens, plush fabrics, N.E.S., 30 p.c.	Yds.	418,738	282,270	124,143	89,121	26,736 30
Total, silks,			4,319,832		3,196,296	965,338 55	
Slate and manufactures of—							
16	Roofing slates, 25 p.c., not over 75c. per square,	Squares	15,373	60,054	15,373	60,054	11,351 00
17	School writing slates, 25 p.c.	£	20,524		19,600	4,900 00	
18	Slate pencils, 25 p.c.	"	3,559		1,600	400 00	
19	Slate and manufactures of, N.E.S., 30 p.c.	"	29,023		29,023	8,766 90	
Total, slate and manufactures of,			113,151		110,277	25,357 90	
Soap—							
20	Common, or laundry, 1c. per lb.,	Lbs.	1,738,544	96,151	1,651,623	91,467	16,516 23
21	Castile, mottled or white, 2c. per lb.,	"	1,496,144	74,485	1,543,513	75,045	16,610 69
22	Common soft and liquid, 35 p.c.	"	137,755	4,695	79,842	2,831	990 85
23	Harness, 25 p.c.	"	16,952	2,242	14,367	1,893	473 25
24	Toilet, 35 p.c.	£	183,303		141,413	49,494 55	
25	Soap, N.E.S., including pumice, silver and mineral soaps, sapolio and like articles, 35 p.c.	Lbs.	638,784	54,590	579,588	48,867	17,163 45
26	Pearline and other soap-powders, 30 p.c.	"	2,558,048	96,065	2,330,013	94,597	28,352 10
Total, soap,			511,441		455,963	129,541 12	

SESSIONAL PAPER No. 11

Imported into Canada, &c.—Continued.

ENTERED FOR HOME CONSUMPTION.

Preferential Tariff.			Surtax Tariff.			Total.		
Quantity.	Value.	Duty.	Quantity.	Value.	Duty.	Quantity.	Value.	Duty Collected.
	\$	\$ cts.		\$	\$ cts.		\$	\$ cts.
	5,293	1,058 60		945	378 60		66,237	19,436 30
	363,991	72,798 20		69,442	24,176 80		2,882,554	834,411 30
	43	2 87		4,077	543 60		17,983	1,932 77
	66,110	4,407 33		114,578	15,277 06		500,938	51,709 39
	29,117	6,794 13		90	42 00		129,933	42,090 23
	27,881	6,505 74		1,995	930 97		54,872	16,185 31
	148,468	34,643 35		9,998	4,665 69		248,210	79,719 44
15,565	30,286	3,028 60				17,955	33,038	3,441 40
	23,206	3,867 93		243	81 00		39,912	8,064 68
	1,405	281 00		1,737	694 80		8,792	2,643 80
164	2,036	475 10				213	2,483	631 55
	32,815	7,657 27		8,394	3,917 25		114,176	37,112 97
794	4,796	1,119 13	699	3,317	1,547 94	1,454	8,755	2,891 77
	5,905	1,377 93					6,549	1,603 33
243,370	142,910	28,582 00	85,155	51,216	20,486 40	452,668	283,247	75,804 70
	878,969	171,540 58		256,087	72,363 51		4,331,352	1,149,242 64
						15,373	60,054	11,351 06
	7	1 17		928	309 35		29,535	5,210 52
				1,729	576 36		3,329	976 26
							29,023	8,706 90
	7	1 17		2,657	885 71		112,941	26,244 78
37,075	1,633	247 20				1,688,698	93,940	16,763 43
122	6	1 62				1,543,635	75,051	16,612 31
57,201	1,688	393 93	712	86	40 13	137,755	4,695	1,424 91
2,585	349	58 18				16,952	2,242	531 43
	37,514	8,753 59		1,628	739 76		189,555	59,097 96
3,909	319	74 44				583,497	49,186	17,177 81
922	70	14 00				2,330,935	94,577	28,366 16
	41,579	9,542 96		1,714	799 89		499,256	139,883 97

6-7 EDWARD VII., A. 1907

No. 14.—SUMMARY STATEMENT of Foreign Merchandise

ARTICLES AND GENERAL TARIFF RATES.		TOTAL IMPORTS.					
		Quantity.		General Tariff.			
		Quantity.	Value.	Quantity.	Value.	Duty.	
DUTIABLE GOODS— <i>Con.</i>			£		£	£ cts.	
Spices—							
1	Ginger and spices of all kinds, N.E.S., unground, 12½ p.c.	Lbs.	3,037,454	248,824	885,933	73,155	9,145 03
2	Ginger and spices of all kinds, N.E.S., ground, 25 p.c.	"	302,118	26,486	252,990	18,735	4,683 75
3	Ginger, preserved, 30 p.c.	"	143,397	8,817	129,429	7,782	2,334 60
4	Nutmegs and mace, 25 p.c.	"	153,696	24,046	38,622	5,377	1,344 25
Total, spices....			3,636,665	308,173	1,306,974	105,049	17,507 63
Spirits and wines, viz.—							
5	Amyl alcohol or fusel oil, or any substance known as potato spirit or potato oil, \$2.40 per gall.	Galls.	3	8	3	8	7 20
6	Ethyl alcohol, or the substance known as alcohol, hydrated oxide of ethyl, or spirits of wine, \$2.40 per gall.	"	308,865	58,985	115,661	23,155	277,586 40
7	Methyl alcohol, wood alcohol, wood naphtha, pyroxylic spirits, wood-spirits or methylated spirits, \$2.40 per gall.	"	20	31	18	28	43 20
8	Absinthe, \$2.40 per gall.	"	3,063	4,548	3,082	4,470	7,396 80
9	Arrack or palm spirit, \$2.40 per gall.	"	522	830	604	811	1,449 60
10	Brandy, including artificial brandy and imitations of brandy, \$2.40 per gall.	"	355,211	539,662	341,754	553,102	820,269 60
11	Cordials and liqueurs of all kinds, N.E.S.; mescal, pulque, rum, shrub, schiedan and other schnapps; tafia, angostura and similar alcoholic bitters or beverages, \$2.40 per gall.	"	38,347	91,358	35,367	82,274	84,880 80
12	Gin of all kinds, N.E.S., \$2.40 per gall.	"	671,963	377,528	727,497	370,027	1,745,992 80
13	Rum, \$2.40 per gall.	"	113,667	61,498	133,246	61,104	319,790 40
14	Whiskey, \$2.40 per gall.	"	646,543	1,024,593	586,166	929,834	1,406,784 00
15	All spirituous or alcoholic liquors, N.O.P., \$2.40 per gall.	"	18,080	12,281	17,335	11,596	41,604 00
16	Spirits and strong waters of any kind, mixed with any ingredient or ingredients, as being or known or designated as anodynes, elixirs, essences, extracts, lotions, tinctures or medicines, or medicinal wines (so called), or ethereal and spirituous fruit essences, N.E.S., \$2.40 per gall. and 30 p.c.	"	2,421	15,095	2,282	14,264	9,756 00
17	Medicinal or medicated wines containing not more than 40 p.c. of proof spirit, \$1.50 per gall.	"	3,253	9,598	3,119	8,597	4,678 50
18	Alcoholic perfumes and perfumed spirits, bay rum, cologne and lavender waters, hair, tooth and skin washes, and other toilet preparations containing spirits or any kind, in bottles or flasks containing not more than 4 ounces each, 50 p.c.	"	3,931	54,103	3,638	51,769	25,884 50
19	Alcoholic perfumes and perfumed spirits, bay rum, cologne and lavender waters, hair, tooth and skin washes, and other toilet preparations containing spirits of any kind, in bottles, flasks or other packages containing more than 4 ounces each, \$2.40 per gall. and 40 p.c.	"	3,478	53,396	3,387	52,800	29,248 80
20	Vermouth containing not more than 36 p.c. of proof spirits, 90 p.c. per gall.	"	19,365	23,353	17,709	20,247	15,928 10

SESSIONAL PAPER No. 11

Imported into Canada, &c.—Continued.

ENTERED FOR HOME CONSUMPTION.

Preferential Tariff.			Surtax Tariff.			Total.		
Quantity.	Value.	Duty.	Quantity.	Value.	Duty.	Quantity.	Value.	Duty Collected.
	\$	\$ cts.		\$	\$ cts.		\$	\$ cts.
2,150,318	174,297	14,525 08				3,036,251	247,452	23,670 11 1
52,629	7,733	1,289 14				305,610	26,468	5,972 89 2
5,885	995	199 00				135,314	8,777	2,533 60 3
112,808	18,631	3,105 24				151,430	24,008	4,449 49 4
2,321,631	201,656	19,118 46				3,628,605	306,705	36,626 09
						3	8	7 20 5
			115	105	368 00	115,776	23,260	277,954 40 6
			2	3	6 40	20	31	49 60 7
						3,082	4,470	7,396 80 8
						604	811	1,449 60 9
						341,754	553,102	820,299 60 10
			162	300	518 40	35,529	82,574	85,399 20 11
			55	38	176 00	727,552	370,065	1,746,163 80 12
						133,246	61,104	319,790 40 13
			226	523	723 20	586,386	930,357	1,407,507 20 14
			21	20	67 20	17,356	11,616	41,671 20 15
			63	85	235 60	2,345	14,349	9,991 60 16
						3,119	8,597	4,678 50 17
			358	3,270	2,179 96	3,996	55,039	28,064 46 18
			94	664	654 91	3,481	53,464	29,903 71 19
						17,709	20,247	15,938 10 20

6-7 EDWARD VII., A. 1907

No. 14.—SUMMARY STATEMENT of Foreign Merchandise

ARTICLES AND GENERAL TARIFF RATES.		TOTAL IMPORTS.				
		Quantity.	Value.	General Tariff.		
				Quantity.	Value.	Duty.
DUTIABLE GOODS— <i>Con.</i>		§	§	§	cts.	
1	Spirits and wines— <i>Con.</i>					
2	Vermouth containing more than 36 p.c. of proof spirits, \$2.40 per gall. Galls.	186	226	80	97	192 00
3	Nitrous ether, sweet spirits of nitre and aromatic spirits of ammonia, \$2.40 per gall. and 30 p.c. "	683	1,820	566	1,581	1,832 70
4	Wines, ginger, containing not more than 26 p.c. of proof spirits, 90c. per gall. "	2,129	1,706	2,025	1,601	1,822 50
	Wines, ginger, containing more than 26 p.c. of proof spirits, \$2.40 per gall. "	132	129	132	129	316 80
	Total, spirits.	2,191,802	2,330,748	1,993,665	2,187,494	4,795,414 70
	Wines of all kinds, except sparkling wines, including orange, lemon, strawberry, raspberry, elder and currant wines—					
5	Containing 26 p.c. or less of spirits, 25c. per gall. and 30 p.c. "	336,509	205,571	320,510	192,473	86,225 00
6	Containing over 26 p.c. and not over 27 p.c., 28c. per gall. and 30 p.c. "	7,610	4,105	9,614	4,916	4,166 72
7	Containing over 27 p.c. and not over 28 p.c., 31c. per gall. and 30 p.c. "	12,623	7,557	12,473	7,226	6,034 43
8	Containing over 28 p.c. and not over 29 p.c., 34c. per gall. and 30 p.c. "	24,015	12,568	23,405	11,718	11,473 10
9	Containing over 29 p.c. and not over 30 p.c., 37c. per gall. and 30 p.c. "	25,811	15,647	25,922	15,964	14,380 34
10	Containing over 30 p.c. and not over 31 p.c., 49c. per gall. and 30 p.c. "	22,807	18,065	23,700	18,414	15,004 20
11	Containing over 31 p.c. and not over 32 p.c., 13c. per gall. and 30 p.c. "	33,471	27,331	33,181	28,272	22,749 45
12	Containing over 32 p.c. and not over 33 p.c., 46c. per gall. and 30 p.c. "	31,492	32,551	30,026	31,872	23,373 56
13	Containing over 33 p.c. and not over 34 p.c., 49c. per gall. and 30 p.c. "	30,249	35,442	29,403	34,709	24,820 18
14	Containing over 34 p.c. and not over 35 p.c., 52c. per gall. and 30 p.c. "	18,747	27,051	17,665	26,380	17,099 80
15	Containing over 35 p.c. and not over 36 p.c., 55c. per gall. and 30 p.c. "	11,636	19,952	10,786	19,052	11,647 90
16	Containing over 36 p.c. and not over 37 p.c., 58c. per gall. and 30 p.c. "	3,508	6,510	3,302	6,030	3,724 16
17	Containing over 37 p.c. and not over 38 p.c., 61c. per gall. and 30 p.c. "	900	3,017	584	1,567	826 34
18	Containing over 38 p.c. and not over 39 p.c., 64c. per gall. and 30 p.c. "	283	644	283	380	297 82
19	Containing over 39 p.c. and not over 40 p.c., 67c. per gall. and 30 p.c. "	746	199	746	199	559 52
	Total, wines, non-sparkling.	560,407	416,153	541,600	399,181	242,382 52
	Champagne and all other sparkling wines					
20	In bottles containing each not more than a quart but more than a pint, old wine measure, \$3.30 per doz. and 30 p.c. Doz.	8,243	109,183	8,043	107,885	27,337 20
21	In bottles containing not more than a pint but more than half a pint, old wine measure, \$1.65 per doz. and 30 per cent. "	28,160	196,681	26,976	177,696	44,848 80
22	In bottles containing one-half pint each or less, 82c. per doz. and 30 p.c. "	1,671	4,871	1,299	3,139	1,068 48

SESSIONAL PAPER No. 11

Imported into Canada, &c.—Continued.

ENTERED FOR HOME CONSUMPTION.

Preferential Tariff.			Surtax Tariff.			Total.		
Quantity.	Value.	Duty.	Quantity.	Value.	Duty.	Quantity.	Value.	Duty Collected.
	\$	\$ cts.		\$	\$ cts.		\$	\$ cts.
						80	97	192 00 1
			150	269	587 60	716	1,850	2,420 30 2
						2,025	1,601	1,822 50 3
						132	129	316 80 4
			1,246	5,277	5,517 27	1,994,911	2,192,771	4,800,931 97
			6,369	10,523	6,332 17	326,879	202,996	92,557 17 5
						9,614	4,916	4,166 72 6
						12,473	7,226	6,034 43 7
						23,405	11,718	11,473 10 8
						25,922	15,964	14,380 34 9
						23,700	18,414	15,004 20 10
						33,181	28,272	22,749 45 11
						30,026	31,872	23,373 56 12
						29,403	34,709	24,820 18 13
						17,665	26,380	17,099 80 14
						10,786	19,052	11,647 90 15
			58	58	68 05	3,360	6,088	3,792 21 16
						584	1,567	826 34 17
						283	389	297 82 18
						746	199	559 52 19
			6,427	10,581	6,400 22	548,027	409,762	248,782 74
			176	1,392	1,331 20	8,219	109,277	28,668 40 20
			220	917	850 80	27,196	178,613	45,699 60 21
						1,299	3,139	1,068 48 22

6-7 EDWARD VII., A. 1907

No. 14.—SUMMARY STATEMENT of Foreign Merchandise

ARTICLES AND GENERAL TARIFF RATES.		TOTAL IMPORTS.				
		Quantity.		General Tariff.		
				Quantity.	Value.	Duty.
DUTIABLE GOODS— <i>Con.</i>			£		£	£ cts.
Spirits and wines— <i>Con.</i>						
Champagne— <i>Con.</i>						
1	In bottles containing more than one quart each, \$3.30 per doz., \$1.65 per gall. and 30 p.c. Doz. & Galls.	Doz. Galls. 11 27	476	Galls. Doz. 5 9	167	31 35
	Total, wines, sparkling		311,211		288,887	73,285 83
2	Sponges, 20 p.c.	£	51,521		40,052	8,010 40
3	Starch, including farina, corn starch, &c., 1½c. per lb.	Lbs.	1,024,708	757,801	26,017	11,366 89
4	Stearic acid, 20 p.c.	"	179,051	119,371	10,272	2,054 40
5	Stockinettes for the manufacture of rubber boots and shoes, imported by manufacturers of rubber boots and shoes for use exclusively in the manufacture thereof in their own factories, 15 p.c.	£	72,634		58,522	8,778 30
Stone and manufactures of—						
6	Flag-stones, granite, rough freestone, sandstone and all building stone, not hammered or chiselled, 15 p.c.	Tons.	14,724	14,528	65,543	9,831 45
7	Granite and freestones, dressed; all other building stone dressed, except marble, 20 p.c.	"	11,381	11,346	64,762	12,952 40
8	Granite, sawn only, 20 p.c.	"	9,495	9,491	32,077	6,415 40
9	" manufactures of, N.O.P., 35 p.c.	£	94,717		8,045	2,815 75
10	Grindstones, not mounted and not less than 36 inches in diameter, 15 p.c.	"		48,683	44,455	6,668 25
11	Grindstones, N.E.S., 25 p.c.	"		10,944	10,830	2,707 50
12	Paving blocks, 20 p.c.	"		24,817	19,141	3,828 20
13	Manufactures of stone, N.O.P., 30 p.c.	"		26,585	24,764	7,429 20
	Total, stone and manufactures of		370,190		269,617	52,648 15
14	Straw, 20 p.c.	Tons.	127	127	941	188 20
15	" carpeting, rugs, mats and matting, 25 p.c.	£	46,311		46,800	11,700 00
16	" manufactures of, not otherwise provided for, 20 p.c.	"	20,655		8,253	1,650 60
	Total, straw and manufactures of		67,997		55,994	13,538 80
Sugars, syrups and molasses—						
17	Sugar, above No. 16 D.S. in colour, and all refined sugars of whatever kinds, grades or standards, by degrees.	Lbs.	27,086,137	1,856,411	62,367	23,220 34
18	Sugar, N.E.S., not above No. 16 D.S. in colour, sugar drainings, or pumpings drained in transit, melado or concentrated melado, tank bottoms and sugar concrete, by degrees.	"	390,846,220	76,063,180	1,851,466	539,370 50
19	Syrups and molasses of all kinds, N.O.P., the product of the sugar cane and beet, N.E.S., and all imitations thereof or substitutes thereof, ¾c. per lb.	"	3,597,982	3,032,391	47,424	22,742 94
	Total, sugars and syrups.		421,530,339	80,951,982	1,961,257	585,333 78

SESSIONAL PAPER No. 11

Imported into Canada, &c.—Continued.

ENTERED FOR HOME CONSUMPTION.

Preferential Tariff.			Surtax Tariff.			Total.		
Quantity.	Value.	Duty.	Quantity.	Value.	Duty.	Quantity.	Value.	Duty Collected.
	\$	\$ cts.		\$	\$ cts.		\$	\$ cts.
						Doz. Galls. 5 9	167	31 35 1
				2,309	2,182 00		291,196	75,467 83
	13,744	1,832 48		262	69 85		54,058	9,912 73 2
248,050	13,898	2,480 50	24,254	771	485 09	1,030,105	40,686	14,332 48 3
59,680	6,778	903 74				179,051	17,050	2,958 14 4
	14,112	1,411 20					72,634	10,189 50 5
196	1,451	145 10				14,724	66,994	9,976 55 6
35	372	49 61				11,381	65,134	13,002 01 7
4	239	31 87				9,495	32,316	6,447 27 8
	86,672	20,224 13					94,717	23,039 88 9
	3,182	318 20		1,046	209 20		48,683	7,195 65 10
	114	19 00					10,944	2,726 50 11
	5,676	756 80					24,817	4,585 00 12
	666	133 20		1,155	462 00		26,585	8,024 40 13
	98,372	21,677 91		2,201	671 20		370,190	74,997 26
						127	941	188 20 14
	159	26 51		128	42 66		47,087	11,769 17 15
	68	9 07		12,334	3,289 11		20,655	4,948 78 16
	227	35 58		12,462	3,331 77		68,683	16,906 15
26,676,056	839,387	223,010 56	446	18	7 41	28,532,913	901,772	246,238 31 17
344,366,430	7,483,926	1,637,461 77				420,429,610	9,335,392	2,176,832 27 18
126,797	3,483	633 94				3,159,188	50,907	23,376 88 19
371,169,283	8,326,796	1,861,106 27	446	18	7 41	452,121,711	10,288,071	2,446,447 46

6-7 EDWARD VII., A. 1907

No. 14.—SUMMARY STATEMENT of Foreign Merchandise

ARTICLES AND GENERAL TARIFF RATES.		TOTAL IMPORTS.					
		Quantity.		General Tariff.			
		Value.	Quantity.	Value.	Duty.		
DUTIABLE GOODS— <i>Con.</i>		8		8		8 cts.	
Sugars, syrups and molasses— <i>Con.</i>							
Molasses produced in the process of the manufacture of cane sugar from the juice of the cane without any admixture with any other ingredient, when imported in the original package in which it was placed at the point of production and not afterwards subjected to any process of treating or mixing—							
1	Testing by polariscope, 40 degrees or over, 1½c. per gall.	Galls.	1,170,958	253,919	1,335,594	309,734	23,372 71
2	Testing by polariscope, 39 degrees or over, 2½c. per gall.	"	729	226	2,608	430	55 22
3	Testing by polariscope, 37 degrees or over, 4½c. per gall.	"	243	70	243	70	11 54
Total, molasses.			1,171,930	254,215	1,337,845	310,234	23,439 47
4	Sugar candy, brown or white, and confectionery, including sweetened gums, candied peel and pop corn, ½c. per lb. and 35 p.c.	Lbs.	2,296,822	304,565	955,477	147,485	56,397 18
5	Glucose or grape sugar, glucose syrup and corn syrup or any syrups containing any admixture thereof, ½c. per lb.	"	2,235,762	41,670	2,226,242	40,639	16,696 83
6	Saccharine or any product containing over one-half per cent thereof, 20 p.c.	"	2,117	1,931	1,967	1,886	377 20
7	Sugar, maple, and maple syrup, 20 p.c.	"	93,719	8,566	27,543	2,999	599 80
8	Tallow, 20 p.c.	"	83,950	5,230	78,009	4,635	927 00
9	Tape lines of any material, 25 p.c.	8		28,517		16,384	4,096 00
10	Tea of Ceylon, black, 10 p.c.	Lbs.	31,768	4,965	30,398	4,654	465 40
11	" " green, 10 p.c.	"	4,367	439	4,367	439	43 90
12	" India, black, 10 p.c.	"	25,569	3,668	10,676	1,684	168 40
13	" China, black, 10 p.c.	"	30,080	6,468	29,358	6,322	632 20
14	" " green, 10 p.c.	"	6,795	1,440	4,292	1,160	116 00
15	" Japan, green, 10 p.c.	"	40,962	6,265	77,041	9,937	993 70
16	" other countries, black, 10 p.c.	"	5,957	1,536	5,132	1,515	151 50
17	" " green, 10 p.c.	"	23,740	4,317	9,577	1,235	123 50
Total, teas			168,218	28,488	170,781	26,946	2,694 60
18	Tinware, plain, japanned, or lithographed, and all manufactures of tin, N.E.S., 25 p.c.	8		228,971		195,026	48,756 50
Tobacco and manufactures of—							
19	Cigarettes, 83 per lb. and 25 p.c.	Lbs.	28,370	63,313	24,093	56,606	86,430 50
20	Cigars, 83 per lb. and 25 p.c.	"	116,204	402,638	116,505	403,954	450,503 50
21	Tobacco, cut, 50c. per lb.	"	320,116	189,258	321,383	183,860	176,760 65
22	Snuff, 50c. per lb.	"	42,393	18,658	42,714	18,148	21,357 00
23	All other manufactures of tobacco, N.E.S., 50c. per lb.	"	162,638	68,258	117,296	51,777	58,603 00
24	Foreign raw leaf tobacco samples, unstemmed, 40c. per lb.	"	22,746	11,877	20	12	8 00
Total, tobacco and manufactures of.			701,467	754,002	621,921	714,357	793,662 65

SESSIONAL PAPER No. 11

Imported into Canada, &c.—Continued.

ENTERED FOR HOME CONSUMPTION.

Preferential Tariff.			Surtax Tariff.			Total.		
Quantity.	Value.	Duty.	Quantity.	Value.	Duty.	Quantity.	Value.	Duty Collected.
	\$	\$ cts		\$	\$ cts.		\$	\$ cts.
2,401	441	28 03				1,337,995	310,175	23,400 74 1
						2,008	430	55 22 2
						243	70	11 54 3
2,401	441	28 03				1,340,246	310,675	23,467 50
1,342,472	156,471	40,985 23				2,297,949	503,956	97,382 41 4
9,520	431	47 60				2,235,762	41,070	16,744 43 5
150	45	6 00				2,117	1,931	383 20 6
24,954	1,793	230 07				51,997	4,792	838 87 7
5,941	595	79 35				83,950	5,230	1,006 35 8
	11,273	1,878 99		789	262 99		28,446	6,237 98 9
1,370	327	21 80				31,768	4,981	487 20 10
						4,307	439	43 90 11
						10,676	1,684	168 40 12
						29,358	6,322	632 20 13
						4,292	1,160	116 00 14
						77,041	9,937	993 70 15
						5,132	1,515	151 50 16
						9,577	1,235	123 50 17
1,370	327	21 80				172,151	27,273	2,716 40
	25,889	1,315 19		7,523	2,507 06		228,438	55,579 35 18
				26 57	123 00	24,119	56,663	86,553 50 19
				593 891	2,670 01	117,098	404,848	453,173 51 20
						321,383	183,860	176,760 65 21
				88 21	58 67	42,802	18,169	21,415 67 22
						117,206	51,777	58,603 00 23
						20	12	8 00 24
				707 972	2,851 68	622,628	715,329	796,514 33

SESSIONAL PAPER No. 11

Imported into Canada, &c.—Continued.

ENTERED FOR HOME CONSUMPTION.

Preferential Tariff.			Surtax Tariff.			Total.			
Quantity.	Value.	Duty.	Quantity.	Value.	Duty.	Quantity.	Value.	Duty Collected.	
	§	§ cts.		§	§ cts.		§	§ cts.	
	97,099	22,656 75		30,421	14,196 52		440,297	146,325 22 1	
	25,003	5,000 60		31	12 40		49,108	12,235 20 2	
	16,864	3,372 80		2,863	1,145 20		102,289	29,286 60 3	
1,594	785	26 19	1,043	528	35 20	898,100	603,044	30,147 94 4	
	1,548	309 60					33,527	9,903 30 5	
	41,817	9,757 55		395	184 33		53,174	13,778 58 6	
	21,922	2,923 13		1,702	453 88		125,052	23,662 61 7	
23,331	56,605	10,658 29	38	39	20 53	88,552	168,345	46,055 62 8	
							505,689	35,087	8,771 75 9
1,400	528	140 00				223,639	123,643	33,475 86 10	
65	37	4 33				29,876	25,314	2,985 43 11	
							51,454	116,586	21,949 40 12
19,498	1,850	194 99	821	144	16 41	2,693,276	133,165	40,395 76 13	
	1,707	284 56		2,850	950 00		352,699	88,270 06 14	
	3,622	623 88		2,994	966 41		786,494	195,758 26	
53,624	18,863	5,362 40	10,491	724	2,098 20	93,680	23,653	11,895 35 15	
4,802	3,517	3,898 68				9,467	5,723	4,771 85 16	
58,426	22,380	9,261 08	10,491	724	2,098 20	103,147	29,376	16,667 20	
	1,105	184 23		3,389	1,129 63		82,225	20,746 61 17	
	123	24 60		451	180 40		74,020	22,238 80 18	
	503	33 54		2,451	326 80		767,337	76,798 64 19	
	576	96 00		4,918	1,639 33		11,806	3,313 33 20	
	2,307	338 37		11,209	3,276 16		933,388	123,697 38	
358	87	5 80				31,947	11,174	1,114 50 21	
8,038	469	78 17	378	66	22 00	112,612	9,721	2,396 67 22	
	10,853	1,447 08		638	170 11		81,162	15,551 39 23	
	11,409	1,531 05		704	192 11		102,057	19,062 56	

6-7 EDWARD VII., A. 1907

No. 14.—SUMMARY STATEMENT of Foreign Merchandise

ARTICLES AND GENERAL TARIFF RATES.		TOTAL IMPORTS.					
		Quantity.	Value.	General Tariff.			
				Quantity.	Value.	Duty.	
DUTIABLE GOODS— <i>Con.</i>			§	§	§	cts.	
1	Webbing, elastic and non-elastic, 20 p.c.	8	263,586	139,002	27,800	40	
2	Whips of all kinds, including thongs and lashes, 35 p.c.	"	8,343	4,863	1,702	05	
3	Window cornices and cornice poles of all kinds, 30 p.c.	8	12,496	11,602	8,486	60	
4	Window shade or blind rollers, 35 p.c.	"	34,616	34,345	12,020	75	
5	Window shades in the piece or cut and hemmed or mounted on rollers, N.E.S., 35 p.c.	Sq. yds.	88,458	12,095	37,030	4,725	1,653 75
Total, window cornices, rollers, shades, &c.			59,207	50,672	17,155	10	
Wood and manufactures of—							
6	Barrels containing petroleum or its products, or any mixture of which petroleum forms a part, when such contents are chargeable with a specific duty, 20c. each	No.	36,765	37,294	36,191	36,719	7,238 20
7	Fishing rods, 30 p.c.	8		12,194		10,209	5,062 70
8	Handles of all kinds, hickory, 25 p.c.	"		38,948		39,092	9,773 00
9	" " ash, 25 p.c.	"		18,564		18,546	4,636 50
10	Caskets and coffins and metal parts thereof, 25 p.c.	"		23,869		23,869	5,967 25
11	Lasts of wood, 25 p.c.	"		29,056		29,056	7,264 00
12	Mouldings, plain, gilded or otherwise further manufactured, 25 p.c.	"		70,852		70,487	17,621 75
13	Rakes, hay, 25 p.c.	No.	27,916	3,313	27,916	3,313	828 25
14	Show cases and metal parts thereof, 35 p.c.	"	2,287	29,572	2,052	28,495	9,973 25
15	Woodenware, churns, washboards, pounders and rolling-pins, 20 p.c.	8		10,201		10,214	2,042 80
16	Woodenware, pails and tubs, 25 p.c.	"		27,096		27,143	6,785 75
17	Manufactures of wood, N.O.P., 25 p.c.	"		909,048		868,705	217,176 25
18	Sawed boards, planks, deals, planed or dressed on one or both sides, when the edges thereof are jointed or tongued and grooved, 25 p.c.	M. ft.	7,610	126,527	7,610	126,513	31,628 25
19	Lumber and timber manufactured, N.E.S., 20 p.c.	"	1,735	25,997	1,735	25,988	5,197 60
20	Umbrella, parasol and sunshade sticks or handles, N.E.S., 20 p.c.	8		14,186		11,127	2,225 40
21	Veneers of wood, not over $\frac{3}{16}$ of an inch in thickness, 7½ p.c.	"		181,598		181,560	13,617 48
22	Walking sticks and canes of all kinds, N.E.S., 30 p.c.	"		19,463		12,926	3,877 80
23	Wood pulp, 25 p.c.	"		51,579		50,670	12,667 50
24	Willow or osier wares, and all manufactures of like material not otherwise provided for, 25 p.c.	"		8,616		8,593	2,148 25
Total, wood and manufactures of			1,637,973	1,583,225	363,731	98	

SESSIONAL PAPER No. 11

Imported into Canada, &c.—Continued.

ENTERED FOR HOME CONSUMPTION.										
Preferential Tariff.			Surtax Tariff.			Total.				
Quantity.	Value.	Duty.	Quantity.	Value.	Duty.	Quantity.	Value.	Duty Collected.		
	\$	\$ cts.		\$	\$ cts.		\$	\$ cts.		
.....	61,740	8,232 08	2,844	758 39	203,586	36,790 87	1	
.....	3,476	811 16	4	1 87	8,343	2,515 08	2	
.....	894	178 80	12,496	3,659 40	3	
.....	271	63 24	34,616	12,083 99	4	
51,428	7,370	1,719 66			88,458	12,095	3,373 41	5	
.....	8,535	1,961 70	59,207	19,116 80		
205	205	27 34			36,396	36,924	7,265 54	6	
.....	1,985	397 00	12,194	3,459 70	7	
.....	118	19 67	39,210	9,792 67	8	
.....	18	3 00	18,564	4,639 50	9	
.....			23,869	5,967 25	10	
.....			29,056	7,264 00	11	
.....	368	61 32	15	5 00	70,870	17,688 07	12	
.....					27,916	3,313	828 25	13	
238	1,052	245 53	17	42	19 60	2,307	29,589	10,238 38	14	
.....	36	4 80	10,250	2,047 60	15	
.....	21	3 50	27,164	6,789 25	16	
.....	25,655	4,276 20	11,341	3,780 32	905,701	225,232 77	17	
.....			7,610	126,513	31,628 25	18
.....	9	1 20	1,735	25,997	5,198 80	19
.....	1,728	230 42	1,331	354 93	14,186	2,810 75	20	
.....	38	1 90	181,598	13,619 38	21	
.....	6,387	1,277 40	150	60 00	19,463	5,215 20	22	
.....	878	146 33	31	10 33	51,579	12,824 16	23	
.....			23	7 67	8,616	2,155 92	24	
.....	38,498	6,695 61	12,933	4,237 85	1,634,656	374,665 44		

6-7 EDWARD VII., A. 1907

No. 14.—SUMMARY STATEMENT of Foreign Merchandise

ARTICLES AND GENERAL TARIFF RATES.		TOTAL IMPORTS.					
		Quantity.		General Tariff.			
		Quantity.	Value.	Quantity.	Value.	Duty.	
DUTIABLE GOODS— <i>Con.</i>			\$		\$	\$ cts.	
Wool, manufactures of :—							
1	Blankets, 35 p.c.	Lbs.	374,578	108,769	40,492	10,729	3,755 15
2	Cassimeres, cloths and doeskins, 35 p.c.	Yds.	3,075,228	2,003,161	138,347	85,202	29,820 70
3	Coatings and overcoatings, 35 p.c.	"	1,838,061	1,166,954	33,019	20,747	7,261 45
4	Tweeds, 35 p.c.	"	3,962,590	2,092,559	110,756	48,877	17,106 95
5	Felt cloth, N.E.S., 35 p.c.	"	29,556	32,588	15,796	20,495	7,173 25
6	Flannels, 35 p.c.	"	746,067	132,348	106,284	22,585	7,904 75
7	Knitted goods, including knitted under- wear, N.E.S., 35 p.c.	\$	407,059	71,749	25,112 15
8	Bed comforters and counterpanes, 35 p.c.	No.	7,691	16,027	1,772	2,741	959 35
9	Shawls, 30 p.c.	\$	109,982	4,678	1,403 40
10	Shirts of wool, 35 p.c.	Doz.	4,146	31,065	585	4,086	1,430 10
11	Socks and stockings of wool, worsted, the hair of the alpaca, goat, &c., 35 p.c.	Doz. pairs.	626,751	1,120,696	16,971	23,255	8,139 25
12	Undershirts and drawers, 35 p.c.	\$	222,972	59,933	20,976 55
13	Yarns costing 30c. p. lb. and over im- ported on the cop, tube or in the hank by manufacturers of woollen goods for use in their products, 20 p.c.	Lbs.	1,554,524	753,468	27,969	17,569	3,513 80
14	Yarns, N.E.S., 30 p.c.	"	285,419	160,102	10,081	3,557	1,067 10
15	All fabrics and manufactures composed wholly or in part of wool, worsted, &c., N.E.S., 35 p.c.	\$	5,956,693	1,658,803	580,581 07
16	Women's and children's dress goods, coat linings, Italian cloths, alpacas, orleans, cashmeres, henriettas, serges, bunt- ings, nun's cloth, bengalines, whip cords, twills plains or jasquards of similar fabrics, composed wholly or in part of wool, worsted, the hair of the camel, alpaca, goat or like animal, not exceeding in weight six ounces to the square yard, imported in the gray or unfinished state for the purpose of be- ing dyed or finished in Canada, 25 p.c.	Sq. yds.	499,222	92,610	109,029	24,913	6,228 25
17	Clothing, women's and children's outside garments, 35 p.c.	\$	488,524	108,462	37,961 70
18	Clothing, ready-made, and wearing ap- parel, N.E.S., composed wholly or in part of wool, worsted, &c., N.E.S., 35 p.c.	"	788,804	297,609	104,163 15
19	Carpets, Brussels, 35 p.c.	Yds.	651,228	460,784	5,210	4,182	1,463 70
20	" Tapestry, 35 p.c.	"	1,581,249	564,175	11,254	4,145	1,450 75
21	" Wool, N.E.S., 35 p.c.	"	746,302	542,353	21,952	19,712	6,899 20
22	Felt, pressed, of all kinds, not filled or covered by or with any woven fabric, 20 p.c.	Lbs.	811,667	190,174	620,289	124,904	24,980 80
23	Shoddy, 20 p.c.	"	444,458	40,703	18,790	789	157 80
Total, wool and manufactures of	17,482,570	2,639,722	899,510 37
24	Zinc, manufactures of, N.O.P., 25 p.c.	\$	12,917	11,919	2,979 75
25	Damaged goods, under sections 49 to 53 of Rev. Stat., Cap. 32.	\$	18,828	13,899	3,137 07
26	Prepaid postal packages, duty received by Customs from Post Office Department. . .	"	18,399	18,399	3,680 15
27	Special duty on articles shipped to Canada at lower than usual home trade price. . .	"	74,409 28
28	Additional duties, post entries over collec- tions, &c.	\$	159,251 55
Total, dutiable goods.	176,790,332	112,938,969	33,301,541 57

SESSIONAL PAPER No. 11

Imported into Canada, &c.—Continued.

ENTERED FOR HOME CONSUMPTION.									
Preferential Tariff.			Surtax Tariff.			Total			
Quantity.	Value.	Duty.	Quantity.	Value.	Duty.	Quantity.	Value.	Duty Collected.	
	%	\$ cts.		\$	\$ cts.		\$	\$ cts.	
339,236	98,669	23,023 12	4,082	2,092	976 28	383,810	111,490	27,754 55	1
2,828,325	1,853,932	556,179 60	60,295	38,075	17,768 31	3,026,967	1,977,209	603,768 61	2
1,758,644	1,116,122	334,836 60	30,240	28,060	13,094 65	1,821,903	1,164,929	355,192 70	3
3,708,900	2,008,409	602,522 70	35,038	16,440	7,671 97	3,854,694	2,073,726	627,301 62	4
12,376	10,973	3,291 90	1,384	1,120	522 66	29,556	32,588	10,987 81	5
562,193	93,429	21,800 75	68,604	15,660	7,308 03	737,081	131,674	37,013 53	6
.....	258,100	60,224 68	74,178	34,616 64	404,027	119,953 47	7
5,919	13,286	3,100 13	7,691	16,027	4,059 48	8
.....	77,544	15,508 80	26,896	10,758 40	109,118	27,670 60	9
3,221	25,566	5,965 58	340	1,413	659 40	31,065	8,055 08	10
560,490	1,012,426	236,234 91	49,260	83,600	39,013 43	626,721	1,119,281	283,387 59	11
.....	155,989	36,397 67	6,253	2,918 08	222,175	60,292 30	12
1,548,680	745,008	99,335 03	19	9	2 40	1,576,668	762,586	102,851 23	13
170,974	102,892	20,578 40	86,735	45,096	18,038 40	267,790	151,545	39,683 90	14
.....	4,107,222	1,232,166 60	199,623	93,156 94	5,965,648	1,905,904 61	15
361,776	63,369	10,561 51	470,805	88,282	16,789 76	16
.....	141,231	42,369 30	240,818	112,381 60	490,511	192,712 60	17
.....	377,599	113,399 70	113,908	53,157 31	789,516	270,720 16	18
649,602	460,335	107,412 28	6,769	3,505	1,635 67	661,581	468,022	110,511 65	19
1,567,191	560,093	130,689 16	356	361	168 46	1,578,801	564,599	132,308 37	20
725,011	515,439	120,269 73	10,301	6,443	3,006 72	757,264	541,594	130,175 65	21
48,325	18,955	2,527 50	159,743	51,659	13,775 72	828,357	195,518	41,284 02	22
425,668	39,914	5,321 89	444,458	40,703	5,479 69	23
.....	13,856,902	3,783,717 54	955,209	430,631 07	17,451,833	5,113,858 98
.....	901	150 18	97	32 33	12,917	3,162 26	24
.....	4,327	782 16	602	141 39	18,828	4,060 62	25
.....	18,399	3,680 15	26
.....	74,409 28	27
.....	159,251 55	28
.....	54,164,102	11,158,853 14	5,943,038	2,210,706 47	173,046,109	46,671,101 18

6-7 EDWARD VII., A. 1907

No. 14.—SUMMARY STATEMENT OF IMPORTS—*Continued.*

ARTICLES.	IMPORTED.		ENTERED FOR HOME CONSUMPTION.	
	Quantity.	Value.	Quantity.	Value.
FREE GOODS.				
PRODUCE OF THE MINE.				
Burrstones in blocks, rough or unmanufactured, not bound up or prepared for binding into mill stones. No.	1,746	2,661	1,746	2,661
Chalk stone, China or Cornwall stone, Cliff stone, and felspar, ground or unground.		9,053		9,053
Clays, viz.:—				
China clay. Cwt.	176,084	65,909	176,084	65,909
Fire clay.		131,130		131,130
Pipe clay.		1,333		1,333
Clays, all other, N.E.S.		22,132		22,132
Total, clays.		220,504		220,504
Coal, anthracite, and anthracite coal dust. Tons.	2,200,863	10,304,303	2,200,863	10,304,303
Emery, in bulk, crushed or ground.		21,781		21,781
Flint, flints and ground flint stones. Cwt.	31,198	19,335	31,198	19,335
Fossils.		15		15
Fuller's earth in bulk only, not prepared for toilet or other purposes.		4,644		4,644
Gannister. Cwt.	12,803	3,119	12,803	3,119
Gravels and sand. Tons.	116,500	173,727	116,500	173,727
Gypsum, crude (sulphate of lime).		6,332		6,332
Pumice and pumice stone, ground or unground.		9,053		9,053
Minerals, viz.:—				
Alumina, or oxide of aluminum. Cwt.	76,074	194,083	76,074	194,083
Kryolite.		22,793		22,793
Litharge.		39,836		39,836
Total, minerals.	90,293	256,712	90,293	256,712
Mineral waters, natural, not in bottle. Galls.	8,285	1,754	8,285	1,754
Mineralogical specimens.		726		726
Ores of metals, all kinds, including cobalt ore. Cwt.	17,678,691	2,270,036	17,678,691	2,270,036
Phosphate rock (fertilizer).		20,497		20,497
Precious stones, in the rough.		305,913		305,913
Diamonds, unset, diamond dust or bort, and black diamonds for borers.		1,209,755		1,209,755
Salt, imported from the United Kingdom, or any British possession; or imported for the use of the sea or gulf fisheries. Cwt.	2,030,800	352,214	2,030,800	352,214
Silex or crystallized quartz.		8,347		8,347
Tufa, calcareous.		600		600
Whiting or whitening, gilders' whiting or Paris white.		44,876		44,876
Total, mine.		15,261,063		15,261,063
THE FISHERIES.				
Ambergris.		141		141
Fish offal or refuse and fish skins.		203		203
Fur skins, undressed, the produce of marine animals.		16,020		16,020
Pearl, mother of, unmanufactured.		3,909		3,909
Tortoise and other shells.		2,989		2,989
Turtles.		793		793
Whalebone, unmanufactured. Lbs.	7	59	7	59
Seed and breeding oysters, imported for the purpose of being planted in Canadian waters.		525		525

SESSIONAL PAPER No. 11

No. 14.—SUMMARY STATEMENT OF IMPORTS—*Continued.*

ARTICLES.	IMPORTED.		ENTERED FOR HOME CONSUMPTION.	
	Quantity.	Value.	Quantity.	Value.
FREE GOODS—THE FISHERIES— <i>Con.</i>				
<i>Special from Newfoundland.</i>				
Fish —		\$		\$
Cod, haddock, ling and pollock, fresh. Lbs.	2,610	109	2,610	109
" " " dry, salted or smoked Cwt.	180,781	812,344	180,781	812,344
" " " pickled. "	2,465	11,464	2,465	11,464
Halibut. fresh. Lbs.	8,750	544	8,750	544
Herring. " " " " " "	2,075,600	36,162	2,075,600	36,162
" " " " " " " " " " " "	11,146,710	183,171	11,146,710	183,171
" " " " " " " " " " " "	1,640	54	1,640	54
Lobsters. fresh in cans. "	30	13	30	13
" " " " " " " " " " " "	244,255	58,760	244,255	58,760
Salmon. fresh. "	121,441	10,974	121,441	10,974
" " " " " " " " " " " "	200	31	200	31
" " " " " " " " " " " "	528	85	528	85
" " " " " " " " " " " "	640,874	33,993	640,874	33,993
Fish, all other. fresh. \$		2,828		2,828
" " " " " " " " " " " "	54,784	1,721	54,784	1,721
Total, fish from Newfoundland.		1,152,253		1,152,253
Fish oil, viz.—				
Cod. Galls.	102,500	33,959	102,500	63,959
Seal. "	42,341	13,431	42,341	13,431
Other. "	37,839	10,196	37,839	10,196
Total, fish oil.	182,680	57,586	182,680	57,586
Other articles, produce of the fisheries, N. E. S. \$		85		85
Total, fisheries.		1,234,563		1,234,563
THE FOREST.				
Cork-wood. \$		75,252		75,252
Barks, viz.:—Cork-wood. "		94		94
Hemlock. Cords.	36	171	36	171
Oak and tanners' "		283		283
(D) Shovel handles wholly of wood. \$		35,675		35,675
Felloes of hickory wood, rough sawn to shape only, or rough sawn and bent to shape, not planed, smoothed or otherwise manufactured. "		26,744		26,744
Handle, heading, stave and shingle bolts. "		43,356		43,356
Hickory billets. "		9,833		9,833
Hickory sawn to shape for spokes of wheels. "		6,681		6,681
Hickory spokes, rough turned, not tenoned, mitred, throated, faced, sized, cut to length, round tenoned or polished. "		108,100		108,100
Hubs for wheels, posts, last blocks, wagon, oar, gum, heading and all like blocks or sticks, rough hewn or sawed only. "		14,359		14,359
Ivory nuts (vegetable) "		27,009		27,009
Fence posts and railroad ties. "		508,696		508,696
Logs, and round unmanufactured timber "		889,571		889,571
Lumber and timber, planks and boards, when not otherwise manufactured than rough sawn or split or creosoted, vulcanized, or treated by any other preserving process, viz.—				
Boxwood. Feet.	5,560	430	5,560	430
Cherry, chestnut, gumwood hickory and whitewood. "	9,660,829	420,524	9,660,829	420,524

6-7 EDWARD VII., A. 1907

No. 14.—SUMMARY STATEMENT OF IMPORTS—*Continued.*

ARTICLES.	IMPORTED.		ENTERED FOR HOME CONSUMPTION.	
	Quantity.	Value.	Quantity.	Value.
FREE GOODS—THE FOREST— <i>Con.</i>				
		\$	\$	
Lumber and timber— <i>Con.</i>				
Mahogany..... Feet.	1,752,416	197,476	1,752,416	197,476
Oak.....	32,852,223	1,239,259	32,852,223	1,239,259
Pitch pine.....	22,576,299	565,474	22,576,299	565,474
Red wood.....	72,840	2,658	72,840	2,658
Rose wood.....	55,989	4,774	55,989	4,774
Sandal-wood.....	517	56	517	56
Spanish cedar.....	39,387	7,388	39,387	7,388
Sycamore.....	24,951	556	24,951	556
Walnut.....	1,003,318	43,246	1,003,318	43,246
White ash.....	1,715,091	72,034	1,715,091	72,034
African teak, black heart ebony, lignum vitæ, red cedar and satin-wood.....		29,835		29,835
Timber hewn or sawed, squared or sided, or creosoted				
Sawed or split boards, planks, deals and other lumber, when not further manufactured than dressed on one side only or creosoted, vulcanized or treated by any preserving process..... M ft.	52,401	1,124,638	52,401	1,124,638
Pine and spruce clapboards.....	323	2,860	323	2,860
Laths..... M.	468	1,434	468	1,434
Shingles.....	10,301	21,311	10,301	21,311
Staves, not listed or jointed, of wood of all kinds.....	6,622	198,835	6,622	198,835
Total, lumber.....		4,122,206		4,122,206
Sawdust of the following woods:—Amaranth, cocoboral, boxwood, cherry, chestnut, walnut, gumwood, mahogany, pitch pine, rosewood, sandal-wood, sycamore, Spanish cedar, oak, hickory, whitewood, African teak, black heart ebony, lignum vitæ, red cedar, redwood, satin-wood, white ash, persimmon and dogwood..... \$				
Wood for fuel..... Cords.	38,991	96,021	38,991	96,021
Total, forest.....		5,967,674		5,967,674
ANIMALS AND THEIR PRODUCE.				
Animals for improvement of stock, viz.—				
Horses..... No.	1,466	820,679	1,482	824,379
Cattle.....	542	57,509	542	57,509
Sheep.....	334	8,688	334	8,688
Swine.....	88	2,364	88	2,364
Dogs.....	343	11,073	343	11,073
Goats.....	22	96	22	96
Fowls, domestic, pure bred.....	3,715	8,703	3,715	8,703
Total, animals for improvement of stock.....	6,510	909,112	6,526	912,812
Animals brought into Canada, temporarily, and for a period not exceeding three months, for the purpose of exhibition or competition for prizes offered by any agricultural or other association, viz.:—				
Horses..... No.	1,476	378,492		
Cattle.....	25	6,125		
Sheep.....	39	260		
All other, N.E.S.....		3,810		
Total, animals for exhibition purposes.....	1,540	388,687		

SESSIONAL PAPER No. 11

No. 14.—SUMMARY STATEMENT OF IMPORTS—*Continued.*

ARTICLES.	IMPORTED.		ENTERED FOR HOME CONSUMPTION.	
	Quantity.	Value.	Quantity.	Value.
FREE GOODS—ANIMALS AND THEIR PRODUCE— <i>Con.</i>		\$		\$
Bees.....		596		596
Bones, crude, not manufactured, burned, calcined, ground or steamed.....	Cwt.	33,425	33,425	25,528
Bone dust, bone black or charred bone and bone ash....	"	36,209	36,209	52,364
Bristles.....	Lbs.	133,696	133,696	112,788
Cat-gut or worm gut not manufactured, for whip and other cord.....		589		589
Egg yolk.....	"	6,240		6,240
Fur skins of all kinds, not dressed in any manner, N.E.S.....	"	3,307,225		3,307,225
Grease, degreas and oleostearine.....	Lbs.	1,779,780	1,779,780	76,810
Grease, rough, the refuse of animal fat, for the manufacture of soap and oils only.....	"	6,496,671	6,496,671	303,907
Total, grease.....		8,276,451	8,276,451	389,717
Guano and other animal manures.....	Cwt.	4,125	4,125	11,640
Hair, cleaned or uncleaned, but not curled, dyed or otherwise manufactured.....	Lbs.	418,934	418,934	59,834
Horse hair, not further manufactured than simply cleaned and dipped or dyed, for use in the manufacture of horse hair cloth.....	"	55,423	55,423	51,771
Hatters' furs, not on the skin.....	\$	58,524		58,524
Hides and skins raw, whether dry salted or pickled, and tails undressed.....	"	6,552,319		6,552,319
Hoofs, horn strips, horn and horn tips, in the rough, not polished or otherwise manufactured than cleaned....	"	18,993		18,993
Ivory, unmanufactured.....	Lbs.	1,298	1,298	6,833
Leeches.....	\$	247		247
Musk in pods or in grains.....	Oz.	256	256	2,265
Pelts, raw.....		239,955		239,955
Pigeons, homing and messenger, pheasants and quails....	"	3,073		3,073
Quills in their natural state or unplumed.....	"	2,461		2,461
Rennet, raw and prepared.....	"	65,294		65,294
Silk, raw or as reeled from the cocoon, not being doubled, twisted or advanced in manufacture in any way.....	Lbs.	120,207	120,207	451,707
Silk in the gum or spun, imported by manufacturers of silk underwear for such manufactures in their own factories.....	"	448	448	1,273
Silk cocoons and silk waste.....	\$	3,080		3,080
Sausage skins or casings, not cleaned.....	"	425		425
Wool not further prepared than washed, N.E.S.....	Lbs.	6,311,837	6,311,837	1,489,268
Totals, animals and their produce.....		14,202,808		13,817,821
AGRICULTURAL PRODUCTS.				
Bamboo-reels, not further manufactured than cut into suitable lengths for walking sticks or canes, or for sticks for umbrellas, parasols or sunshades, and bamboos unmanufactured.....	\$	6,066		6,066
Broom corn.....		196,084		196,084
Cane and rattans not manufactured.....	"	11,294		11,294
Cocoa beans, not roasted, crushed or ground.....	Lbs.	1,756,791	1,756,791	214,379
Esparto, or Spanish grass, and other grasses and pulp of, including fancy grasses dried but not coloured or otherwise manufactured.....	Cwt.	75	75	501

6-7 EDWARD VII., A. 1907

No. 14.—SUMMARY STATEMENT OF IMPORTS—*Continued.*

ARTICLES.	IMPORTED.		ENTERED FOR HOME CONSUMPTION.		
	Quantity.	Value.	Quantity.	Value.	
FREE GOODS—AGRICULTURAL PRODUCTS— <i>Con.</i>					
		£		£	
Fibre, Mexican, Istle or Tampico	"	2,853	31,825	2,853	31,825
" flax and flax tow	"	951	5,978	951	5,978
" vegetable, N.E.S.	"	5,420	28,337	5,420	28,337
Total, fibre		9,224	66,140	9,224	66,140
Florist stock, viz.:—					
Palms, bulbs, corns, tubers, rhizomes, arucaria, spirea and lilies of the valley.....	£		108,712		108,712
Fruits, green, viz.:—					
Bananas.....	Bunches.	1,200,534	1,171,387	1,200,534	1,171,387
Pineapples.....	No.	2,241,217	193,267	2,241,217	193,267
Guavas, mangoes, plantains, pomegranates and shade-trees.....	£		23,755		23,755
Berries, viz.: Wild blueberries, wild strawberries and wild raspberries.....	"		1,642		1,642
Total, fruits, green.			1,390,051		1,390,051
Foot grease, the refuse of the cotton seed after the oil has been pressed out, but not when treated with alkalis.....	Cwt.	1,635	6,877	1,635	6,877
Hemp, undressed.....	"	123,837	914,382	123,837	914,382
Indian corn, N.E.S.....	Bush.	10,132,496	5,545,767	9,966,421	5,458,295
Jute butts and jute.....	Cwt.	6,038	25,654	6,038	25,654
Locust beans and locust bean meal.....	Lbs.	17,669	738	17,669	738
Manilla grass.....	Cwt.	96,244	806,651	96,244	806,651
Osiers or willows, unmanufactured.....	£		1,323		1,323
Palm leaf, unmanufactured.....	"		253		253
Seedling stock for grafting, viz.: Plum, pear, peach and other fruit trees.....	"		5,723		5,723
Seeds, viz.:—					
Annato.....	Lbs.	5,444	435	5,444	435
Beet and mangold.....	"	560,943	39,503	560,943	39,503
Carrot.....	"	31,971	5,167	31,971	5,167
Flax.....	"	76,949,206	1,647,194	76,949,206	1,647,194
Turnip.....	"	244,150	18,637	244,150	18,637
Mustard.....	"	128,935	6,143	128,935	6,143
Beans (seed) from Britain.....	"	7,785	460	7,785	460
Pease.....	"	107,739	4,263	107,739	4,263
Rape seed, sowing.....	"	244,402	7,249	244,402	7,249
Mushroom spawn.....	£		980		980
Total, seeds.....		78,280,575	1,730,031	78,280,575	1,730,031
Tobacco, unmanufactured, for excise purposes, under conditions of the Inland Revenue Act.....	Lbs.	14,603,355	2,669,225	14,519,658	2,710,093
Trees, N.E.S.....	£		3,146		3,146
Total, agricultural products.....			13,702,997		13,656,393
MANUFACTURED AND PARTIALLY MANUFACTURED ARTICLES.					
Admiralty charts.....	£		1,191		1,191
Album in-sides, made of paper.....	"		37		37
Artificial limbs.....	"		21,225		21,225
Artificial teeth.....	"		105,194		105,194
Asb, pot and pearl, in packages of not less than 25 lbs.....	Lbs.	287,611	12,420	287,611	12,420
Asphaltum, or asphalt.....	Cwt.	158,273	172,641	158,273	172,641

SESSIONAL PAPER No. 11

No. 14.—SUMMARY STATEMENT OF IMPORTS—*Continued.*

ARTICLES.	IMPORTED.		ENTERED FOR HOME CONSUMPTION.	
	Quantity.	Value.	Quantity.	Value.
FREE GOODS—MANUFACTURED ARTICLES, ETC.— <i>Con.</i>		\$		\$
Astrachan or Russian hair skins and China goat plates or rugs, wholly or partially dressed but not dyed.....	\$	62,553		62,553
Bells, imported for the use of churches	"	70,404		70,404
Binder twine of hemp, jute, manilla or sisal, and of manilla and sisal mixed.....	Lbs.	14,762,545	14,762,545	1,650,741
Binder twine, articles for the manufacture of.....	\$	67,578		67,578
Blanc fixe and satin white.....	Lbs.	404,026	404,026	4,728
Blanketing and lapping and discs or mills for engraving copper rollers, imported by cotton manufacturers, calico printers and wall paper manufacturers for use in their own factories only.....	\$	10,894		10,894
Blast furnace slag	"	19,405		19,005
Bolting cloth, not made up.....	"	17,593		17,593
Bone pitch, crude only.....	"	718		718
Books, viz.: Bibles, prayer books, psalm and hymn books and religious tracts, &c.....	"	238,655		238,655
Books, printed by or for any government or by any association for the promotion of science or letters and official annual reports of religious or benevolent associations and issued in the course of the proceedings of said associations, to their members, and not for the purpose of sale or trade.....	"	2,895		2,895
Books, embossed, for the blind and books for the instruction of the deaf and dumb and blind	"	340		340
Books, not printed or reprinted in Canada, which are included and used as text books in the curriculum of any university, incorporated college or normal school in Canada; books specially imported for the <i>bona fide</i> use of incorporated mechanics' institutes, public libraries, libraries of universities, colleges and schools, or for the library of any incorporated medical, law, literary, scientific or art association or society, and being the property of the organized authorities of such library, and not in any case the property of individuals.....	"	262,173		262,173
Books, bound or unbound, which have been printed and manufactured more than twelve years.....	"	20,774		20,774
Books, viz.: Books on the application of science to industries of all kinds, including books on agriculture, horticulture, forestry, fish and fishing, mining, metallurgy, architecture, electric and other engineering, carpentry, ship-building, mechanism, dyeing, bleaching, tanning, weaving and other mechanical arts, and similar industrial books; also books printed in any language other than the English and French languages, or in any two languages not being English and French, or in any three or more languages.....	"	112,428		112,428
Manuscripts and insurance maps.....	"	4,115		4,115
Total, books and maps.....		641,380		641,380
Bookbinder's cloth.....	\$	44,443		44,443
Brick, fire, for use in process of manufacture.....	M.	24,975	24,975	539,962
Buckram, for the manufacture of hat and bonnet shapes.....	Yds.	77,514	77,514	11,783
Bullion or gold fringe.....	\$	3,982		3,982
Buttons, shoe, papier maché.....	Gross.	88,233	88,233	2,498
Canvas or fabric, not frietionized, for the manufacture of bicycle tires, imported by the manufacturers of bicycles for use exclusively in the manufacture of bicycle tires, in their own factories.....	\$	17,125		17,125

6-7 EDWARD VII., A. 1907

No. 14.—SUMMARY STATEMENT OF IMPORTS—*Continued.*

ARTICLES.	IMPORTED.		ENTERED FOR HOME CONSUMPTION.	
	Quantity.	Value.	Quantity.	Value.
FREE GOODS—MANUFACTURED ARTICLES, ETC.— <i>Con.</i>		\$		\$
Caplins, unfinished leghorn hats.....	\$	2,009		2,009
Carbons over 6 inches in circumference, for use in Canadian manufactures.....	No.	353,840	353,840	70,540
Cat-gut or gut cord for musical instruments.....	\$	7,090		7,090
Celluloid, xylonite or xyolite, in sheets and in lumps, blocks or balls in the rough.....	"	65,492		65,492
Chronometers and compasses for ships.....	"	12,339		12,339
Citron, lemon and orange rinds, in brine.....	"	1,893		1,893
Coal tar and coal pitch.....	Galls.	2,794,687	2,794,687	154,628
Coke.....	Tons.	480,222	480,222	1,311,375
Colours, metallic, viz.: Oxides of cobalt, tin and copper, N.E.S.....	Lbs.	214,020	214,020	66,927
Communion plate, imported for the use of churches.....	\$	22,589		22,589
Coir and coir yarn.....	Lbs.	308,652	308,652	13,923
Cotton waste, not dyed, &c.....	"	9,548,458	9,548,458	613,100
Cotton wool or raw cotton.....	"	68,001,047	68,001,047	7,626,625
Crucibles, clay or plumbago.....	\$	32,950		32,950
Curling stones.....	No.	2,466	2,466	11,895
Diamond drills for prospecting for minerals, not to include motive power.....	"	26	26	40,620
Drugs, dyes, chemicals and medicines—				
Acid, boracic.....	Lbs.	200,141	200,141	10,552
Acid, hydro-fluo-silicic.....	"	256,184	256,184	7,063
Acid, oxalic.....	"	158,262	158,262	8,476
Acid, tannic and blood albumen.....	\$	10,733		10,733
Alazarine and artificial alazarine.....	Lbs.	30,172	30,172	5,921
Alum, in bulk only, ground or unground, and alum cake.....	"	4,768,779	4,768,779	51,914
Alumina, sulphate of.....	"	3,750,872	3,750,872	28,147
Ammonia, nitrate of.....	"	66,283	66,283	4,353
Ammonia, sulphate of.....	"	368,118	368,118	11,508
Aniline dyes and coal tar dyes, in bulk or packages of not less than 1 lb.....	"	1,427,213	1,427,213	368,972
Aniline salts and arseniate of aniline.....	"	185,886	185,886	15,499
Aniline oil, crude.....	"	15,097	15,097	1,358
Annatto, liquid or solid.....	"	89,401	89,401	12,597
Antimony, or regulus of, not ground, pulverized or otherwise manufactured.....	"	316,278	316,278	42,517
Antimony salts.....	"	87,640	87,640	13,780
Argols or argal.....	"	168,213	168,213	7,315
Arsenic.....	"	446,975	446,975	19,169
Beans, viz.:—Nux vomica, crude only.....	"	163	163	4
Tonquin, crude only.....	"	4,082	4,082	2,369
Vanilla, crude only.....	"	16,064	16,064	29,689
Borax, ground or unground, in bulk of not less than 25 lbs.....	"	2,493,496	2,493,496	78,277
Brimstone, crude, or in roll or flour, and sulphur crude in roll or flour.....	"	43,047,672	43,047,672	436,156
Bromine.....	"	633	633	212
Burgundy pitch.....	"	4,920	4,920	113
Camwood and sunac or extract thereof.....	"	782,253	782,253	17,077
Chloralum or chloride of aluminium.....	"	50	50	21
Chloride of lime in packages of not less than 25 lbs.....	"	5,831,183	5,831,183	59,315
Cochineal.....	"	7,801	7,801	2,304
Copper, precipitate of, crude.....	"	4,988	4,988	618
Cream of tartar in crystals.....	"	1,370,221	1,370,221	213,254
Cyanide of potassium.....	"	112,861	112,861	20,439
Dragon's blood.....	"	395	395	257
Dyes, patent prepared.....	"	38,951	38,951	5,232
Dyeing or tanning articles in a crude state used in dyeing or tanning, N.E.S.....	"	864,217	864,217	21,897

SESSIONAL PAPER No. 11

No. 14.—SUMMARY STATEMENT OF IMPORTS—Continued.

ARTICLES.	IMPORTED.		ENTERED FOR HOME CONSUMPTION.	
	Quantity.	Value.	Quantity.	Value.
FREE GOODS—MANUFACTURED ARTICLES, ETC.— <i>Con.</i>		\$		\$
Drugs, dyes, &c.— <i>Con.</i>				
Extract of logwood, fustic, oak, and of oak bark and quebracho	Lbs. 17,281,285	413,805	17,281,285	413,805
Ferment cultures to be used in butter making	\$	36	36
Flowers, leaves and roots—				
Roots, medicinal, viz.:—Alkanet, crude, crushed or ground, aconite, calumba, folie digitalis, gentian, ginseng, jalap, ipecacuanha, iris, orris root, liquorice, sarsaparilla, squills, taraxacum, rhubarb and valerian, unground	"	18,531	18,531
Gums, viz.—				
Amber, Arabic, Australian, copal, damar, elemy, kaurie, mastic, sandarac, Senegal, shellac; and white shellac in gum or flake, for manufacturing purposes; and gum tragacanth, gum gedda and gum barberry	Lbs. 1,915,928	353,707	1,915,928	353,707
Chicle or Sappato gum, crude	" 4,214,259	1,049,087	4,214,259	1,049,087
Hemp bleaching compound when imported by manufacturers of rope to be used in their own factories for the manufacture of rope, O.C., Feb. 13, 1902	\$	12,940	12,940
Indigo	Lbs. 54,407	9,092	54,407	9,092
Indigo auxiliary or zinc dust	" 129,669	5,693	129,669	5,693
Indigo, paste and extract of	" 47,981	9,032	47,981	9,032
Iodine, crude	" 14,195	14,335	14,195	14,335
Iron liquor, solutions of acetate or nitrate of iron for dyeing and calico printing	\$	3,534	3,534
Kainite, or German potash salts for fertilizers	Lbs. 674,397	3,411	674,397	3,411
Lac, crude, seed, button, stick and shell	" 233	80	233	80
Lead, nitrate and acetate of not ground	" 452,052	24,373	452,052	24,373
Litmus and all lichens, prepared and not prepared	" 20	5	20	5
Logwood and fustic, ground, and ground oak bark	" 314,577	5,032	314,577	5,032
Madder and munjeet, or Indian madder, ground or prepared and all extracts of	\$	691	691
Manganese, oxide of	Lbs. 244,620	5,508	244,620	5,508
Moss, Iceland, and other mosses	" 636,849	37,304	636,849	37,304
Nut galls and extracts thereof	" 10,870	2,158	10,870	2,158
Ottar or attar of roses, and oil of roses	Oz. 2,155	7,395	2,155	7,395
Persis, or extract of archill and cudbear	Lbs. 4,024	378	4,024	378
Phosphorus	" 1,615	671	1,615	671
Potash, caustic	" 229,797	11,027	229,797	11,027
Potash, chlorate of, not further prepared than ground, and free from admixture with any other substance	" 408,954	28,765	408,954	28,765
Potash, German mineral	" 48,908	950	48,908	950
Potash, muriate and biehonate of, crude	" 2,173,922	66,766	2,173,922	66,766
Potash, red and yellow prussiate of	" 45,094	4,337	45,094	4,337
Quicksilver	" 150,364	69,505	150,364	69,505
Quinine, salts of	Oz. 91,709	17,958	91,709	17,958
Red liquor, a crude acetate of aluminium prepared from pyroigneous acid for dyeing and calico printing	\$	409	409
Safety bate, and tannin preserver when imported by tanners for use exclusively in their own tanneries in tanning leather O.C., March 1, 1899	"	457	457
Saffron and safflower and extract of, and saffron cake	Lbs. 561	922	561	922
Sal ammoniac	" 462,705	16,070	462,705	16,070
Saltpetre	" 2,516,772	109,005	2,516,772	109,005
Seeds, aromatic, crude, not edible—				
Anise, anise-star, caraway, coriander, cardamom, cummin, fenugreek and fennel	" 122,843	9,010	122,843	9,010
Soda, ash	" 19,287,697	149,949	19,287,697	149,949
Soda, bichromate	" 259,029	9,749	259,029	9,749
Soda, bisulphite of	" 627,285	6,297	627,285	6,297
Soda, caustic	" 9,540,616	181,114	9,540,616	181,114

6-7 EDWARD VII., A. 1907

No. 14.—SUMMARY STATEMENT OF IMPORTS—Continued.

ARTICLES.	IMPORTED.		ENTERED FOR HOME CONSUMPTION.	
	Quantity.	Value.	Quantity.	Value.
FREE GOODS—MANUFACTURED ARTICLES, ETC.— <i>Con.</i>		£		£
Soda, chlorate of..... Lbs.	36,512	2,470	36,512	2,470
Soda, nitrate of..... "	23,082,434	516,867	23,082,434	516,867
Soda, nitrite of..... "	5,689	342	5,689	342
Soda, sal..... "	9,922,237	78,692	9,922,237	78,692
Soda, silicate of, in crystal or in solution..... "	2,889,605	26,364	2,889,605	26,364
Soda, sulphate of, crude, known as salt cake..... "	517,272	2,674	517,272	2,674
Sodium, sulphide of, arseniate, binarseniate, chloride and stannate of soda..... "	869,064	10,538	869,064	10,538
Sulphate of iron (copperas)..... "	362,915	2,493	362,915	2,493
Sulphate of copper (blue vitriol)..... "	1,862,067	95,049	1,862,067	95,049
Tartar emetic and gray tartar..... "	30,354	4,864	30,354	4,864
Tartaric acid crystals..... "	147,373	30,488	147,373	30,488
Terra japonica, gambier or cutch..... "	981,089	44,848	981,089	44,848
Tin crystals..... £		2,634		2,634
Tumeric..... Lbs.	44,285	2,521	44,285	2,521
Ultramarine blue, dry or in pulp..... "	378,696	22,185	378,696	22,185
Verdigris, or sub-acetate of copper, dry..... "	862	142	862	142
Zinc, salts of..... "	120,165	4,586	120,165	4,586
Drugs, crude, such as barks, flowers, roots, beans, berries, balsams, bulbs, fruits, insects, grains, gums and gum resins, herbs, leaves, nuts, fruit and stem seeds—which are not edible and which are in a crude state and not advanced in value by refining or grinding or any other process of manufacture and not otherwise provided for..... £		67,300		67,300
Total, drugs, &c.....		5,081,163		5,081,163
Duck for belting and hose, imported by manufacturers of such articles for use in the manufacture thereof in their own factories..... £		118,337		118,337
Fashion plates, tailors', milliners' and mantle-makers'..... "		4,153		4,153
Felt, adhesive, for sheathing vessels..... "		407		407
Fertilizers un-compounded or unmanufactured, N.E.S..... "		6,876		6,876
Fillets of cotton and rubber, not exceeding 7 inches wide, imported by and for the use of manufacturers of card clothing..... "		86		86
Fisheries, for the use of, viz.— Fish hooks for deep sea or lake fishing, not smaller in size than No. 20, not including hooks commonly used for sportsman's purposes..... "		17,282		17,282
Bank, cod, pollock and mackerel fish lines; and mackerel, herring, salmon, seal, seine, mullet, net and trawl twine in hanks or coil, barked or not,—in variety of sizes and threads—including gilling thread in balls, and head ropes, barked marline, and net morsels of cotton, hemp or flax, and deep sea fishing nets or seines, when used exclusively for the fisheries, and not including lines or nets commonly used for sportsman's purposes..... "		677,133		677,133
Total, fish hooks, seines, &c.....		694,415		694,415
Glass cut to size for manufacture of dry plates for photographic purposes when imported by the manufacturers of such dry plates for use exclusively in the manufacture thereof in their own factories..... £		8,876		8,876
Glove fasteners, metal, eyelet hooks and eyelets, and shoe lace wire fasteners..... "		151,573		151,573
Globes, geographical, topographical and astronomical..... "		3,879		3,879
Gold beaters' moulds and gold beaters' skins..... "		1,434		1,434

SESSIONAL PAPER No. 11

No. 14.—SUMMARY STATEMENT OF IMPORTS—*Continued.*

ARTICLES.	IMPORTED.		ENTERED FOR HOME CONSUMPTION.	
	Quantity.	Value.	Quantity.	Value.
FREE GOODS—MANUFACTURED ARTICLES, ETC.— <i>Con.</i>		\$		\$
Gold and silver sweepings.....	\$	974		974
Gutta percha.....	Lbs.	825	825	971
Hatters' bands (not cords,) bindings, tips and sides, hat sweats and linings, both tips and sides, imported by hat and cap manufacturers, for use in the manufacture of these articles only in their own factories.....	\$	174,254		175,249
Hatters' plush of silk or cotton.....	"	2,970		2,970
Hemp paper, made on four cylinder machines and calendered to between '006 and '008 inch thickness, for the manufacture of shot shells; Primers for shot shells and cartridges, and felt board sized and hydraulic pressed and covered with paper or uncovered, for the manufacture of gunwads, imported by manufacturers of shot shells, cartridges and gunwads, to be used for these purposes only in their own factories ..	"	23,984		23,984
Ingot moulds.....	"	153,556		153,556
Iron sand or globules or iron shot and dry putty for polishing glass or granite.....	Lbs.	442,703	442,703	4,670
Ivories, piano key.....	\$	111,079		111,079
Junk, old, and oakum.....	Cwt.	16,408	16,408	50,812
Jute cloth as taken from the loom, not coloured, cropped, mangled, pressed, calendered, nor finished, in any way.....	Yds.	18,696,841	18,696,841	843,850
Jute, flax or hemp yarn, plain, dyed or coloured, jute canvas, not pressed or calendered, imported by manufacturers of carpets, rugs and mats, jute webbing or jute cloth, hammocks, twines and floor oil cloth, for use in the manufacture of any of these articles only, in their own factories.....	Lbs.	3,313,277	3,313,277	290,892
Kelp, sea grass and sea weed, N. E. S.....	Cwt.	415	415	821
Lampblack and ivory black.....	Lbs.	616,824	616,824	31,006
Lime juice, crude only.....	Gall.	28,615	28,615	5,910
Lastings, mohair cloth, or other manufactures of cloth, imported by manufacturers of buttons for use in their own factories, and woven or made in patterns of such size, shape or form, or cut in such manner as to be fit for covering buttons exclusively.....	\$	5,326		5,326
Manilla hoods.....	"	74		74
Medals of gold, silver or copper, and other metallic articles, actually bestowed as trophies or prizes and received and accepted as honorary distinctions, and cups or other prizes won in <i>bona fide</i> competitions.....	"	2,166		2,166
Mexican saddle trees and stirrups of wood.....	"	9,438		9,438
Metals, viz.:				
Aluminium in ingots, blocks or bars, strips, sheets or plates.....	Lbs.	720,723	720,723	168,405
Anchors.....	Cwt.	4,795	4,795	18,043
Bismuth, metallic, in its natural state.....	Lbs.	529	529	949
Brass cups, being rough blanks, for the manufacture of paper shells or cartridges when imported by manufacturers of brass and paper shells and cartridges, for use in their own factories.....	\$	65,119		65,119
Brass, old and scrap or in blocks.....	Cwt.	20,649	20,649	258,787
Brass in bolts, bars and rods in coils or otherwise, in lengths not less than 6 feet, unmanufactured.....	"	10,589	10,589	183,861
Brass in strips, sheets or plates, not polished, planished, or coated.....	"	10,912	10,912	200,265
Brass, tubing, not bent or otherwise manufactured, in lengths not less than 6 feet.....	Lbs.	853,373	853,373	192,247
Total, brass.....		900,279		900,279

6-7 EDWARD VII., A. 1907

No. 14.—SUMMARY STATEMENT OF IMPORTS—*Continued.*

ARTICLES.	IMPORTED.		ENTERED FOR HOME CONSUMPTION.	
	Quantity.	Value.	Quantity.	Value.
FREE GOODS—MANUFACTURED ARTICLES, ETC.— <i>Con.</i>		\$		\$
Metals, &c.— <i>Con.</i>				
Britannia metal, in pigs, blocks or bars..... Cwt.	307	11,104	307	11,104
Copper, old and scrap or in blocks..... "	4,452	63,765	4,452	63,765
Copper in pigs or ingots..... "	21,825	378,089	21,825	378,089
Copper in bolts, bars and rods in coils or otherwise in lengths not less than 6 feet, unmanufactured..... "	112,276	1,922,071	112,276	1,922,071
Copper, in strips, sheets or plates, not planished or coated, &c..... "	25,472	519,808	25,472	519,808
Copper tubing in lengths, not less than 6 feet, and not polished, bent or otherwise manufactured..... Lbs.	262,761	69,319	262,761	69,319
Copper rollers, for use in calico printing imported by calico printers for use in their own factories..... \$		6,697		6,697
Total copper.....		2,959,749		2,959,749
Cream separators and steel bowls for..... \$		625,510		625,510
Cream separators, articles for the construction or manufacture of—when imported by manufacturers of cream separators to be used in their own factories for the manufacture of cream separators, O.C., Feb. 12, 1902..... "		95,578		95,578
Iron or steel, rolled round wire rods, in the coil, not over $\frac{3}{4}$ -inch in diameter, imported by wire manufacturers for use in making wire in the coil in their factories..... Cwt.	376,220	478,991	376,220	478,991
Iron or steel masts, or parts of..... "	18	367	18	367
Rolled iron tubes not welded, or joined under $1\frac{1}{2}$ -inch in diameter, angle iron 9 and 10 gauge, not over $1\frac{1}{2}$ inch wide, iron tubing lacquered or brass covered, not over $1\frac{1}{2}$ -inch diameter, all of which are to be cut to lengths for the manufacture of bedsteads, and to be used for no other purpose, and brass trimmings for bedsteads, imported for the manufacture of iron or brass bedsteads..... \$		212,340		212,340
Scrap iron and scrap steel, old and fit only to be re-manufactured, being part of or recovered from any vessel wrecked in waters subject to the jurisdiction of Canada..... Cwt.	2,500	1,220	2,500	1,220
Iron or steel beams, sheets, plates, angles, knees and cable chains for wooden, iron, steel or composite ships or vessels..... "	210,753	315,664	210,753	315,664
Locomotive and car wheel tires of steel in the rough..... "	80,365	161,914	80,365	161,914
Manufactured articles of iron or steel or brass which at the time of their importation are of a class or kind not manufactured in Canada, imported for use in the construction or equipment of ships or vessels..... \$		85,227		85,227
Lead, tea..... Lbs.	1,905,087	79,886	1,905,087	79,886

SESSIONAL PAPER No. 11

No. 14.—SUMMARY STATEMENT OF IMPORTS—*Continued.*

ARTICLES.	IMPORTED.		ENTERED FOR HOME CONSUMPTION.	
	Quantity.	Value.	Quantity.	Value.
FREE GOODS—MANUFACTURED ARTICLES, ETC.— <i>Con.</i>		\$		\$
Metals—Machinery, viz.:				
Mining, smelting and reducing, coal cutting machines except percussion coal cutters, coal heading machines, coal augers and rotary coal drills, core drills, miners' safety lamps, coal washing machinery, coke-making machinery, ore drying machinery, ore roasting machinery, electric or magnetic machines for separating or concentrating iron ores, blast furnace water jackets, converters for metallurgical processes in iron or copper-briquette making machines, ball and rock emery grinding machines, copper plates, plated or not, machinery for extraction of precious metals by the chlorination or cyanide process, monitors, giants and elevators for hydraulic mining, amalgam safes, automatic ore samplers, automatic feeders, jigs classifiers, separators, retorts, buddles, vanners, mercury pumps, pyrometers, bullion furnaces, amalgam cleaners, gold mining slime tables, blast furnace blowing engines, wrought iron tubing, butt or lap-welded, threaded or coupled or not, not less than 2½ inches diameter, imported for use exclusively in mining, smelting, reducing or refining.....	\$	868,104		879,216
And appliances of all kinds not made in Canada, for use exclusively in alluvial gold mining, until June 30, 1906	"	69,932		69,932
Of a class or kind not made in Canada for the manufacture of linen.	"	4,757		4,757
Of a class or kind not made in Canada for the manufacture of brass goods such as are mentioned in tariff item 492, viz.: Brass in bolts, blocks, bars, rods, strips, sheets and plates and brass tubing	"	4,983		4,983
Well digging and apparatus of a class or kind not made in Canada, for drilling for water and oil, not to include motive power	"	101,883		101,883
Charcoal making.....	"	39,836		39,836
And tools not manufactured in Canada, necessary for any factory to be established in Canada for the manufacture of rifles for the Government of Canada	"	14,057		14,057
All materials or parts in the rough and unfinished, and screws, nuts, bands and springs, to be used in rifles to be manufactured at any such factory for the Government of Canada.....	"	70,253		70,253
Machinery of every kind and structural iron and steel, when imported for use in the construction and equipment of factories for the manufacture of sugar from beet root to June 30, 1906.....	"	7,043		7,043
Platinum wire and platinum in bars, strips, sheets or plates; platinum retorts, pans, condensers, tubing and pipe, imported by manufacturers of sulphuric acid for use in their works.....	"	54,494		54,494
Ribs of brass, iron or steel, runners, rings, caps, notches, ferrules, mounts and sticks or canes in the rough, or not further manufactured than cut into lengths suitable for umbrella, parasol or sunshade or walking sticks, imported by manufacturers of umbrellas, parasols and sunshades for use in their factories in the manufacture of umbrellas, parasols, sunshades or walking sticks	"	143,781		143,781
Sewing machine attachments.....	"	48,141		48,141

6-7 EDWARD VII., A. 1907

No. 14.—SUMMARY STATEMENT OF IMPORTS—*Continued.*

ARTICLES.	IMPORTED.		ENTERED FOR HOME CONSUMPTION.	
	Quantity.	Value.	Quantity.	Value.
FREE GOODS—MANUFACTURED ARTICLES, ETC.— <i>Con.</i>		\$		\$
Metals—				
Silver, German silver, and nickel silver, in ingots, blocks, bars, strips, sheets or plates, unmanufactured.....	Lbs. 297,253	54,045	207,253	54,045
Silver tubing, when imported by manufacturers of silverware to be used in their own factories in the manufacture of silverware, O.C., Feb. 12, 1902.....	\$	722		722
Steel for saws and straw cutters, cut to shape but not further manufactured.....	Cwt. 11,811	131,399	11,811	131,399
Steel strip and flat steel wire imported by manufacturers of buckthorn and plain strip fencing, for use in their own factories in the manufacture thereof....	" 80	277	80	277
Steel wire, Bessemer soft drawn spring, of Nos. 10, 12 and 13 gauge, respectively, and homo steel spring wire of Nos. 11 and 12 gauge, respectively, imported by manufacturers of wire mattresses, to be used in their own factories in the manufacture of such articles.....	" 3,675	9,186	3,675	9,186
Crucible sheet steel, 11 to 16 gauge, 2½ to 18 inches wide imported by manufacturers of mower and reaper knives for manufacture of such knives in their own factories.....	" 10,337	42,702	10,337	42,702
Steel of No. 20 gauge and thinner, but not thinner than No. 30 gauge, for the manufacture of corset steels, clock springs and shoe shanks, imported by the manufacturers of such articles for exclusive use in the manufacture thereof in their own factories....	" 60	278	60	278
Flat steel wire, of No. 16 gauge or thinner, imported by the manufacturers of crinoline or corset wire and dress stays, for use in the manufacture of such articles in their own factories.....	" 3,885	22,451	3,885	22,451
Steel valued at 2½ cents per pound and upwards, imported by the manufacturers of skates, for use exclusively in the manufacture thereof in their own factories.....	" 3,592	16,007	3,592	16,007
Steel, under ½ inch in diameter, or under ½ inch square, imported by the manufacturers of cutlery, or of knobs, or of locks, for use exclusively in the manufacture of such articles in their own factories.....	" 3,095	7,701	3,095	7,701
Steel for the manufacture of cutlery when imported by manufacturers of cutlery to be used in their own factories in the manufacture of such articles, O.C., Feb. 13, 1902.....	" 271	637	271	637
Steel of No. 12 gauge and thinner, but not thinner than No. 30 gauge, for the manufacture of buckle clasps, bed fasts, furniture casters and ice creepers, imported by the manufacturers of such articles, for use exclusively in the manufacture thereof in their own factories.....	" 2,099	5,379	2,099	5,379
Steel of No. 24 and 17 gauge, in sheets sixty-three inches long, and from 18 inches to 32 inches wide, imported by the manufacturers of tubular bow sockets for use in the manufacture of such articles in their own factories.....	" 1,174	2,349	1,174	2,349
Steel for the manufacture of bicycle chain, imported by the manufacturers of bicycle chain for use in the manufacture thereof in their own factories.....	" 178	680	178	680

SESSIONAL PAPER No. 11

No. 14.—SUMMARY STATEMENT OF IMPORTS—Continued.

ARTICLES.	IMPORTED,		ENTERED FOR HOME CONSUMPTION.		
	Quantity.	Value.	Quantity.	Value.	
FREE GOODS—MANUFACTURED ARTICLES, ETC.— <i>Con.</i>		\$		\$	
Metals—<i>Con.</i>					
Steel for the manufacture of files, augers, auger bits, hammers, axes, hatchets, scythes, reaping hooks, hoes, hand rakes, hay or straw knives, wind mills and agricultural or harvesting forks imported by the manufacturers of such or any of such articles for use exclusively in the manufacture thereof in their own factories	"	99,399	198,970	99,399	198,970
Steel springs for the manufacture of surgical trusses imported by the manufacturers for use exclusively in the manufacture thereof in their own factories.	Lbs.	980	443	980	443
Flat spring steel, steel billets and steel axle bars, imported by manufacturers of carriage springs and carriage axles for use exclusively in the manufacture of springs and axles for carriages or vehicles other than railway or tramway, in their own factories.	Cwt.	93,125	127,105	93,125	127,105
Spiral spring steel for spiral springs for railways, imported by the manufacturers of railway springs for use exclusively in the manufacture of railway spiral springs in their own factories	"	73,117	123,460	73,117	123,460
Stereotypes, electrotypes and celluloids of newspaper columns in any language other than French and English, and of books, and bases and matrices and copper shells for the same, whether composed wholly or in part of metal or celluloid.	Sq. in.	600,505	15,824	600,505	15,824
Spelter, zinc, in blocks and pigs.	Cwt.	50,137	290,686	50,137	290,686
Tagging metal, plain, japanned or coated, in coils, not over 1½ in. wide, imported by manufacturers of shoe and corset laces for use in their factories.	"	39	649	39	649
Tin in blocks, pigs and bars.	"	33,417	1,171,569	33,417	1,171,569
Tin plates and sheets.	"	605,182	1,869,000	605,182	1,869,000
Tin-foil	Lbs.	561,623	65,307	561,623	65,307
Total, tin			3,105,876		3,105,876
Barbed fencing wire of iron and steel.	Cwt.	446,212	929,660	446,212	929,660
Wire, crucible cast steel	Lbs.	2,427,406	115,541	2,427,406	115,541
Wire of brass, zinc, iron or steel, screwed or twisted, or flattened and corrugated, for use in connection with nailing machines for the manufacture of boots and shoes.	"	89,142	30,800	89,142	30,800
Galvanized iron or steel wire Nos. 9, 12, and 13 gauge	Cwt.	545,339	1,076,589	545,339	1,076,589
Wire rigging for ships and vessels.	"	4,259	19,055	4,259	19,270
Yellow metal, in bars, bolts and for sheathing.	"	2,078	29,995	2,078	29,995
Zinc in blocks, pigs, sheets and plates.	"	24,462	158,438	24,462	158,438
Zinc, seamless drawn tubing.	Lbs.	71	12	71	12
Molasses, the produce of any British country entitled to the benefits of the British preferential tariff, when produced from sugar cane and imported direct by vessel from the country of production in the original package in which it was placed at the point of production and not afterwards subjected to any process of treating or mixing; but not for distillation	Galls.	4,143,307	779,532	4,144,190	779,736
Syrup or molasses of cane or beet testing under 35 degrees by the polariscope, for use in the manufacture of compressed food for live stock, when imported by the manufacturers of such food, to be used for such manufacture only in their own factories, O.C., Aug. 19, 1899.	Lbs.	533,646	5,881	533,646	5,881

6-7 EDWARD VII., A. 1907

No. 14.—SUMMARY STATEMENT OF IMPORTS—*Continued.*

ARTICLES.	IMPORTED.		ENTERED FOR HOME CONSUMPTION.	
	Quantity.	Value.	Quantity.	Value.
FREE GOODS—MANUFACTURED ARTICLES, ETC.— <i>Continued.</i>		\$		\$
Newspapers, and quarterly, monthly and semi-monthly magazines, and weekly literary papers, unbound.	\$	314,363		314,363
Noils, being the short wool which falls from the combs in worsted factories; and worsted tops, N. E. S.	"	291,127		291,127
Oil cake and oil cake meal, cotton seed cake and meal, palm nut cake and meal	Cwt.	20,611	20,611	26,784
Oils, viz.: Carbolic or heavy oil	Galls.	87,197	87,197	10,422
Cotton seed imported by manufacturers of liquid annatto, O. C., January 15, 1898.	"	7,789	7,789	2,574
Cocoonut and palm in their natural state	"	259,329	259,329	155,183
Cotton seed for canning fish, O. C., June 4, 1902	"	6,071	6,071	1,972
Palm bleached, for use as material in Canadian manufactures.	"	160	160	101
Olive, for manufacturing soap or tobacco or for canning fish	"	26,475	26,475	13,219
Petroleum, crude, fuel and gas oils (8233 specific gravity).	"	19,805,656	19,805,656	667,172
Rosin oil.	"			34,781
Total, oils				885,424
Paper tubes and cones, when imported by manufacturers of cotton yarns or fabrics, to be used in winding yarns thereon, O. C., March 9, 1904	\$	5,530		5,530
Paper, photographic, plain basic, baryta coated, for albumenizing or sensitizing, when imported by manufacturers of sensitized paper	"	22,404		22,404
Philosophical and scientific apparatus, utensils, instruments and preparations, including boxes and bottles containing the same, of a class or kind not manufactured in Canada, when specially imported in good faith for use and by order of any society or institution incorporated or established solely for religious, philosophical, educational, scientific or literary purposes, or for the encouragement of the fine arts, or for the use or by order of any college, academy, school or seminary of learning in Canada, and not for sale.	"	66,658		66,658
Photographs, not exceeding three, sent by friends and not for purpose of sale	"	199		199
Piano and organ parts: Key pins, damper springs, jack springs, regulating spoons, bridle wires, damper wires, back check wires, dowel wires, German centre pins, rail hooks, brass brackets, plates, damper rod nuts, damper sockets and screws, shell, brass sapstan screws, brass flange plates and screws, hammer wires, fly felt, butt felt, damper felt, hammer rail cloth, back check felt, catch felt, thin damper felt, whip cloth, bushing cloth, hammer felt, back hammer felt, bridle leather and buck-kin, when imported by manufacturers of piano keys, actions, hammers, base dampers and organ keys, to be used exclusively for the manufacture of such articles in their own factories, O. C., June 6, 1901.	"	68,403		68,403
Pictorial illustrations of insects, &c., when imported for the use of colleges and schools, scientific and literary societies.	"	23		23
Pitch and tar (pine) in packages of not less than 15 galls. Galls.		137,856	137,856	14,032
Plaits, plain, chip, Manila, cotton, mohair, straw, Tuscan and grass.	\$	160,656		160,656

SESSIONAL PAPER No. 11

No. 14.—SUMMARY STATEMENT OF IMPORTS—*Continued.*

ARTICLES.	IMPORTED.		ENTERED FOR HOME CONSUMPTION.	
	Quantity.	Value.	Quantity.	Value.
FREE GOODS—MANUFACTURED ARTICLES, ETC.— <i>Con.</i>		\$		\$
Printing presses (rotary) of a class or kind not made in Canada..... No.	97	398,187	97	398,187
Prunella..... \$		1,333		1,333
Rags of cotton, linen, jute, hemp and woollen; paper waste clippings, and waste of any kind except mineral. Cwt.	1,697,801	361,722	1,697,801	361,722
Resin or rosin in packages of not less than 100 lbs. "	188,752	349,115	188,752	349,115
Rubber, crude caoutchouc or India rubber unmanufactured..... Lbs.	2,490,756	2,394,828	2,490,756	2,394,828
Rubber, recovered, and rubber substitute and hard rubber in sheets..... "	2,069,188	357,380	2,069,188	357,380
Rubber powdered and rubber waste..... "	330,272	22,543	330,272	22,543
Rubber thread, elastic..... "	1,255	2,171	1,255	2,171
Total, rubber.....		2,776,922		2,776,922
Soap, whale oil..... Lbs.	25,911	688	25,911	688
Spurs and stilts used in the manufacture of earthenware \$		880		880
Square or round reeds and rawhide centres, textile leather or rubber heads, thumbs and tips, and steel, iron or nickel caps for whip ends, imported by whip manufacturers for use in the manufacture of whips in their own factories..... "		24,062		24,062
Surgical and dental instruments and surgical needles.... "		198,058		197,841
Teasels..... "		727		727
Turpentine, raw or crude..... Lbs.	53,474	3,688	53,474	3,688
Vaccine points, articles for the manufacture, viz.: Glass caps, shells, containers and capillary tubes; rubber bulbs, boxes or corks; only when imported by manufacturers of vaccine points, O.C., July 13, 1901..... \$		10		10
Varnish, black and bright, for ships' use..... Galls.	948	568	948	568
Yarn, Botany yarn, single, in numbers 30 and finer, on mule cops, dry-spun on what is known as the French and Belgian system, not doubled or twisted, in white only, when imported by manufacturers of cashmere socks and stockings, to be used exclusively for the manufacture of such articles in their own factories, O.C., June 6, 1901..... Lbs.	150,121	91,810	150,121	91,810
Yarn, cotton, No. 40 and finer..... "	1,168,323	382,017	1,168,323	382,017
Yarn, cotton, polished or glazed, when imported by manufacturers of shoe laces for the manufacture of such goods in their own factories, O.C., March 1, 1899..... "	24,312	6,136	24,312	6,136
Yarn, of jute, flax or hemp, for the manufacture of towels, when imported by the manufacturers of jute, linen or union towels, to be used in their own factories in the manufacture of such articles, O.C., April 14, 1902..... "	96,253	14,428	96,253	14,428
Yarn, mohair..... "	1,590	1,460	1,590	1,460
Yarn, spun from the hair of the Alpaca or of the Angora goat, imported by manufacturers of braid for use exclusively in their factories for the manufacture of such braids only..... "	192	449	192	449
Yarn, wool or worsted, genapped, dyed or finished, imported by manufacturers of braids, cords, tassels and fringes..... "	53,116	25,042	53,116	25,042
Total, yarns.....	1,493,907	521,282	1,493,907	521,282
Total, manufactures.....		42,653,796		42,666,105

6-7 EDWARD VII., A. 1907

No. 14.—SUMMARY STATEMENT OF IMPORTS—Continued.

ARTICLES.	IMPORTED.		ENTERED FOR HOME CONSUMPTION.	
	Quantity.	Value.	Quantity.	Value.
MISCELLANEOUS ARTICLES.				
		\$		\$
Anatomical preparations and skeletons or parts thereof.	\$	2,124		2,124
Apparel, wearing, and other personal and household effects, not merchandise, of British subjects dying abroad but domiciled in Canada; books, pictures, family plate or furniture, personal effects and heirlooms left by bequest.	"	4,154		4,154
Articles the growth, produce or manufacture of Canada, returned after having been exported.	"	784,454		784,454
Articles for the use of the Governor General.	"	12,425		12,877
Articles for the personal or official use of Consuls General who are natives or citizens of the country they represent and who are not engaged in any other business or profession.	"	2,760		3,307
Articles imported by or for the use of the Dominion Government, of any of the departments thereof, or by and for the Senate and House of Commons, &c.	"	1,831,472		1,832,808
Articles for the use of the Army and Navy, viz.: Arms, military or naval clothing, musical instruments for bands, military stores and munitions of war; also articles consigned direct to officers and men on board vessels of His Majesty's navy, for their own personal use.	"	7,865		7,944
Articles ex-warehoused for ships' stores.	"			398,052
Articles ex-warehoused for Excise purposes to be manufactured in bond, not elsewhere specified.	\$			3,007
Articles for the Anglo-American Telegraph Co.	"	43		43
Bacteriological products or serums for subcutaneous injections.	"	45,370		45,300
Barrels or packages of Canadian manufacture which have been exported filled with Canadian products, when returned, or exported empty and returned filled with foreign products.	"	29,232		29,232
Bird skins and skins of animals not native to Canada, for taxidermic purposes, not further manufactured than prepared for preservation.	"	660		660
Botanical specimens.	"	21		21
Cabinets of coins, collections of medals and of other antiquities, including collections of postage stamps.	"	20,701		20,701
Casts as models for the use of schools of design.	"	43		43
Clothing and books, donations of, for charitable purposes.	"	10,054		10,054
Coffee, green, imported direct from the country of growth and production or purchased in bond in the United Kingdom.	Lbs.	6,904,567	693,139	6,904,567
Entomological specimens.	\$		246	246
Ice.	"	5,049		5,049
Models of inventions and of other improvements in the arts, but no article shall be deemed a model which can be fitted for use.	"	17,401		17,401
Paintings in oil or water colours by artists of well known merit, or copies of the old masters by such artists.	"	827,725		827,725
Paintings in oil or water colours, the production of Canadian artists.	"	713		713
Passover bread, O.C.	"	15,044		15,044
Settlers' effects.	"	9,254,511		9,254,511
Specimens, models and wall diagrams for illustration of natural history for universities and public museums.	"	1,334		1,334
Tea of India, black, imported direct or purchased in bond in United Kingdom.	Lbs.	8,380,392	1,133,365	8,380,392
Tea of India, green, imported direct or purchased in bond in United Kingdom.	"	498,320	62,463	498,320

SESSIONAL PAPER No. 11

No. 14.—SUMMARY STATEMENT OF IMPORTS—*Continued.*

ARTICLES.	IMPORTED.		ENTERED FOR HOME CONSUMPTION.	
	Quantity.	Value.	Quantity.	Value.
FREE GOODS—MISCELLANEOUS ARTICLES— <i>Con.</i>		\$		\$
Tea of Ceylon, black, imported direct or purchased in bond in United Kingdom	Lbs. 10,041,518	1,491,785	10,041,518	1,491,785
Tea of Ceylon, green, imported direct or purchased in bond in United Kingdom	" 1,480,323	201,311	1,480,323	201,311
Tea of China, black, imported direct or purchased in bond in United Kingdom	" 745,834	106,605	745,834	106,605
Tea of China, green, imported direct or purchased in bond in United Kingdom	" 481,068	70,926	481,068	70,926
Tea of Japan, green, imported direct or purchased in bond in United Kingdom	" 3,833,021	572,053	3,833,021	572,053
Total, teas	25,460,476	3,638,508	25,460,476	3,638,508
Vaccine and ivory vaccine points	\$	5,018	5,018
Coins, gold and silver, except U. S. silver coin.	"	6,271,006	6,271,006
Gold bullion, in bars, blocks, ingots, drops, sheets or plates, unmanufactured	"	349,521	349,521
Silver bullion, in bars, blocks, ingots, drops, sheets or plates, unmanufactured	"	458,076	458,076
Total, coin and bullion	7,078,603	7,078,603
Menageries	\$	51,036
Paintings for exhibition	"	114,200
Other articles	"	19,007	19,007
Total, miscellaneous	24,472,782	24,711,079
Total, free goods.	117,495,683	117,314,698

6-7 EDWARD VII., A. 1907

No. 15.—STATEMENT showing the Value and Duty of Goods entered for Consumption in Canada during the Fiscal Years 1905 and 1906 respectively; also the Value and Duty Collected on Goods entered for Consumption in Canada from the 'British Empire,' and from 'Other Countries,' during the Fiscal Year 1906.

ARTICLES.	ENTERED FOR CONSUMPTION.				ENTERED FOR CONSUMPTION DURING FISCAL YEAR 1906.			
	Fiscal Year 1905.		Fiscal Year 1906.		From British Empire.		From other Countries.	
	Value.	Duty.	Value.	Duty.	Value.	Duty.	Value.	Duty.
Alc. beer and porter.	325,708	133,101 97	143,475	107,833 38	161,459	65,067 60	251,090	122,725 78
" ginger.	9,782	1,355 46	11,774	2,000 53	14,400	1,985 95	373	71 60
Animals, living.	1,011,111	208,491 59	1,187,819	238,011 83	412	85 91	1,187,107	237,925 92
Antiseptic surgical dressing.	58,578	11,193 18	69,161	13,061 18	11,548	1,541 58	57,613	11,522 60
Bagatelle tables.	201	66 50	214	72 91	17	3 96	197	68 95
Bags which contain cement.			170,272	41,892 99	91,530	1,525 05	151,122	40,367 94
Baking powder.	122,745	21,466 38	138,585	29,470 56	8	0 48	138,577	29,470 08
Balls, cues and racks for bagatelle tables.	3,978	1,313 91	8,082	2,670 60	1,361	318 25	6,721	2,352 35
Baskets.	33,860	17,621 40	57,879	18,339 59	1,698	1,081 80	53,181	17,857 70
Beltings, all kinds, except rubber and leather.	66,321	10,718 66	76,543	12,401 26	14,559	5,985 13	31,984	6,416 13
Bells, surgical, crasses and suspensory bandages.	30,417	5,700 41	25,392	4,836 30	4,030	549 97	21,362	4,286 33
Bells, all kinds, N. E. S.	66,031	20,607 82	87,068	26,308 80	11,438	9,923 32	46,110	16,385 48
Bells.	39,351	11,816 80	38,725	11,630 00	1,174	277 90	37,551	11,352 10
Billiard tables.	34,809	11,858 49	32,916	11,030 46	4,310	1,038 36	28,606	10,012 10
Blacking, shoe and shoemakers' ink, and harness and leather dressing.	80,979	21,502 10	86,413	21,413 12	6,586	1,156 67	79,827	19,956 75
Blinds of wood, metal or other material, except (a) tile or paper.	1,043	312 90	5,502	1,630 60			5,502	1,630 60
Bleaching, laundry, all kinds.	24,809	4,462 80	26,826	4,741 31			3,970 59	3,243
Boats.	39,111	9,676 93	90,735	22,648 76	1,048	212 01	89,747	22,436 75
Bolsters and pillows.	12,538	3,700 30	9,911	2,892 30	846	172 80	9,065	2,719 50
Books, periodicals and other printed matter.	1,973,808	373,808 09	2,316,585	460,585 21	429,343	51,612 87	1,881,242	408,972 37
Boots, shoe and stay laces.	127,309	31,817 96	132,909	33,733 90	82,443	17,511 60	50,466	16,222 30
Boots, shoes and slippers, except rubber and leather.	114,374	26,133 77	100,340	22,633 05	46,603	8,335 89	53,737	14,317 16
Braces, suspenders and parts of.	73,144	23,402 37	81,782	27,208 89	23,476	5,746 77	61,306	21,462 12
Brass and manufactures of.	722,539	20,831 07	884,726	23,619 31	110,591	20,850 86	774,135	228,768 45
Breadstuffs, viz.—								
Arrowroot, biscuits, rice and macaroni.	763,949	281,596 58	885,847	295,151 26	481,044	152,466 33	404,803	142,084 93
Grain, flour and meal.	1,619,750	268,580 72	1,424,611	217,309 41	26,637	3,715 02	1,398,004	213,594 39

SESSIONAL PAPER No. 11

Bricks, tiles and manufactures of clay, N. E. S.	369,561	86,516 46	460,410	108,431 34	38,322	7,254 31	422,088	101,180 03
British gun, dextrine, sizing cream, &c	71,602	7,322 06	59,612	5,875 79	7,927	593 18	51,685	5,282 61
Brooms and brushes	296,412	74,231 26	286,167	71,317 42	32,736	6,088 66	263,431	63,855 16
Buttons	326,349	112,845 48	283,251	95,874 96	4,775	13,019 77	295,476	82,825 79
Candles	86,399	29,540 80	77,948	18,362 29	14,650	2,489 68	63,298	15,872 61
Canvas for sails	5,097	170 17	7,885	264 16	7,885	264 16	7,885	264 16
Cane, reed or rattan split, and manufactured	40,150	6,189 65	54,815	8,519 05	3,224	355 05	51,591	8,104 00
Carrriages, of all kinds, railway cars, trucks and parts of	1,201,744	367,957 69	1,837,457	551,272 25	67,148	13,636 05	1,770,309	537,642 20
Carpets, N. E. S.	1,907	485 82	879	220 18	791	184 81	88	35 37
Carpet sweepers	14,712	4,413 60	15,928	4,778 40	15,928	4,778 40
Cash registers	244,299	73,292 70	237,824	71,350 29	237,824	71,350 29
Celluloid, manufactures of	54,166	10,762 15	46,575	9,187 15	7,630	1,183 44	38,945	8,003 71
Cement	1,263,828	390,616 17	995,731	333,173 94	222,629	33,086 84	773,102	273,489 10
Chalk, prepared	20,896	4,180 56	23,853	4,783 47	1,733	241 63	22,120	4,541 84
Chicoxy	10,848	7,766 95	12,304	7,367 52	10,382	6,011 24	1,922	1,336 28
Church vestments	18,395	3,622 19	23,591	4,690 54	1,600	229 34	21,991	4,380 20
Charcoal	46,802	8,667 73	34,591	5,430 67	14,813	1,975 07	19,778	3,955 60
Cider	763	106 85	1,069	182 46	126	12 00	883	130 40
Clocks, clock cases, springs and movements	397,484	80,318 89	343,087	89,279 26	10,660	2,649 37	332,424	86,629 89
Clothes wringers	20,137	7,048 42	19,538	6,837 14	10	2 34	19,528	6,834 80
Clothes, not rubbered or made waterproof for manufactures	50,461	5,655 50	23,153	2,315 30	23,153	2,315 30
Coal, bituminous and dust	8,346,352	2,275,614 35	8,449,529	2,462,992 33	45,918	7,041 42	8,803,611	2,455,950 91
Cocoa, barretting wats and matting	11,289	2,530 94	4,855	873 77	4,404	761 02	451	112 75
" nuts	55,422	10,732 28	57,639	9,468 84	53,708	8,195 06	3,931	1,273 78
" " desiccated	4,323	1,313 38	5,518	4,040 15	7,973	3,806 20	545	233 95
" " paste, chocolate paste, shells, nibs and other preparations	540,145	98,444 61	575,096	103,822 98	233,657	31,417 65	341,439	72,405 33
Coffee, N. E. S.	134,764	21,806 75	142,693	22,079 47	7,712	670 68	134,983	21,408 79
Collars	175,644	57,953 71	181,552	61,873 42	46,917	11,563 35	183,535	59,310 07
Combs, dress and toilet	196,804	64,958 93	238,516	77,292 94	86,210	20,680 34	152,306	36,522 60
Copper and manufactures of	108,926	27,837 08	142,408	33,422 24	13,460	2,680 64	128,948	32,741 60
Cordage of all kinds	232,171	51,265 17	292,251	57,165 50	168,699	33,782 50	43,332	23,383 00
Corks and other manufactures of cork bark	126,984	25,329 33	188,514	37,468 38	19,643	3,681 58	168,871	33,786 80
Costs, clasps, &c	100,167	34,655 39	115,956	40,443 96	1,605	412 79	114,351	40,031 26
Costumes and scenery, theatrical	15,440	3,130 83	20,871	4,228 16	97	20 21	20,774	4,207 93
Cotton, manufactures of	8,284,340	2,016,588 81	9,491,803	2,324,839 59	6,456,498	1,362,926 98	3,033,305	901,912 32
Crapes	16,450	2,533 77	13,963	2,020 43	10,484	1,456 12	2,819	564 31
Cuffs	4,968	1,639 76	5,151	1,712 35	861	292 10	4,290	1,510 25
Curtains	567,950	157,329 87	634,191	175,273 27	435,233	105,601 79	198,938	69,671 48
Cyclometers and pedometers	582	149 41	1,410	331 33	267	45 58	1,143	285 75
Drugs, dyes, chemicals, medicines	2,265,970	490,159 86	2,598,713	527,272 79	1,127,315	169,308 07	1,470,798	357,964 72
Earthenware and chinaware	1,656,214	384,094 67	1,632,359	398,165 43	988,318	165,353 06	704,046	13,118 61
Eggs	67,539	9,197 01	88,937	13,880 97	891	461 46	88,046	13,118 61
Elastic	112,903	29,413 66	118,362	30,785 78	26,893	9,424 68
Electric light carbons and carbon points	67,110	17,846 71	48,217	18,056 17	48,217	18,056 17
Electric apparatus, motors, &c	2,758,337	693,451 13	3,449,331	859,491 57	80,812	14,015 55	3,375,719	846,446 02
Embroideries, N. E. S.	68,645	23,650 68	84,982	29,478 04	24,319	7,322 68	60,663	21,353 96
Emery wheels and manufactures of emery	33,250	8,278 83	42,680	10,512 68	271	45 17	41,809	10,467 51

6-7 EDWARD VII., A. 1907

No. 15.—STATEMENT showing the Value and Duty of Goods entered for Consumption in Canada, &c.—Continued.

ARTICLES.	ENTERED FOR CONSUMPTION.				ENTERED FOR CONSUMPTION DURING FISCAL YEAR, 1906.			
	Fiscal Year 1905.		Fiscal Year 1906.		From British Empire.		From other Countries.	
	Value.	Duty.	Value.	Duty.	Value.	Duty.	Value.	Duty.
	§	¢	§	¢	§	¢	§	¢
Express parcels.....	995,785	264,146 24	1,065,380	278,175 57	3,950	903 41	1,061,430	277,272 16
Fancy goods.....	3,068,788	1,017,610 51	3,365,892	1,112,218 91	1,483,667	395,383 87	1,882,225	716,885 04
Feathers, bed, &c.....	39,433	8,508 14	28,198	5,681 65	305	76 91	27,893	5,607 74
Featherbone.....	8,946	1,789 20	455	90 29	12	1 60	443	88 60
Fertilizers.....	128,237	12,581 37	167,508	16,561 14	7,848	525 01	139,660	16,039 13
Fibreware.....	25,368	6,312 42	14,570	11,118 93	322	55 85	44,248	11,063 08
Fireworks.....	23,346	5,833 59	29,497	7,374 25	1,663	415 75	27,834	6,958 50
Fish.....	752,558	119,000 38	814,340	130,569 08	87,173	19,252 50	727,367	111,336 58
Flax, hemp, jute and manufactures of.....	2,302,406	463,200 08	3,080,322	534,158 03	2,801,757	455,790 50	278,665	78,367 53
Foundry facings.....	14,357	3,494 30	21,118	4,731 43	6,667	1,111 18	14,481	3,620 25
Fruits and nuts.....	3,903,087	913,306 81	4,783,239	1,033,553 51	341,728	78,097 61	4,701,051	955,457 93
Furniture, wood, iron or other material.....	693,994	295,230 60	743,750	220,340 50	42,690	9,600 40	701,051	210,740 10
Fuses, N. O. P.....	53,313	7,904 07	62,902	9,739 01	42,932	5,721 35	19,970	4,014 66
Furs and manufactures of furs.....	1,305,200	218,745 30	1,396,890	243,092 65	534,551	79,429 75	862,345	163,662 90
Glass and manufactures.....	1,946,614	448,329 71	2,661,137	561,829 84	757,774	107,678 60	1,906,363	454,151 24
Gloves and mitts.....	980,883	332,664 20	1,165,636	394,666 27	436,100	118,569 62	729,536	275,096 65
Gold, silver and manufactures of.....	502,365	142,328 49	554,727	156,683 84	190,154	38,873 64	364,573	111,210 20
Grease, axle.....	31,259	6,255 09	64,315	12,830 79	1,174	158 93	63,541	12,671 86
Gunpowder and other explosives.....	411,704	90,614 42	596,174	129,844 96	353,889	60,186 32	242,285	69,658 64
Gutta percha, India-rubber and manufactures of.....	816,787	213,006 52	771,895	203,501 06	99,242	19,834 24	672,653	183,070 42
Hair and manufactures of.....	28,967	7,910 72	31,653	8,593 76	13,680	3,077 63	17,964	5,616 13
Hats, caps and bonnets, N. E. S.....	222,661	568,070 50	2,277,432	579,566 30	1,078,816	219,879 40	1,198,616	359,686 90
Hay.....	145,618	17,330 00	99,215	14,028 00			39,215	14,028 00
Honey.....	8,418	2,410 02	7,489	2,283 74	845	631 61	6,644	1,652 13
Hops.....	216,055	43,376 92	195,142	57,439 72	45,754	13,190 64	149,688	44,249 68
Ink.....	158,754	30,035 41	153,496	29,488 80	24,902	3,350 73	130,594	26,138 07
Iron and steel and manufactures of.....	31,557,739	6,077,737 67	38,507,977	7,963,763 59	7,656,920	978,372 19	30,851,057	6,985,391 40
Ivory.....	1,616	311 28	1,250	241 46	112	17 86	1,118	223 60
Jellies, jams and preserves.....	103,357	30,778 67	138,530	40,737 57	130,528	38,593 46	8,002	2,234 33
Jewellery.....	827,413	248,998 60	888,879	265,810 40	93,142	20,404 30	795,737	245,406 10
Knitted goods.....	2,287	691 17	1,939	526 07	1,446	353 52	493	172 55

SEASONAL PAPER No. 11

Lead and manufactures of.....	45,519 41	412,197	62,008 52	337,210	39,047 42	74,987	22,361 16
Leather and manufactures of.....	530,479 03	3,003,429	591,787 43	499,321	62,806 33	2,304,108	528,981 10
Lime.....	14,317 60	93,630	18,726 00	93,630	18,726 00
Lime juice and other fruit juices.....	3,086 42	24,369	4,295 86	11,550	1,575 59	12,819	2,720 97
Lithographic presses.....	19,735 50	61,684	5,887 37	8,431	362 07	58,253	5,325 30
" stones not engraved.....	3,563 39	6,772	1,718 59	36	6,736	1,708 39
Machine, card clothing.....	5,348 57	35,307	6,637 56	28,087	4,769 37	7,220	1,887 58
Magic lanterns and slides for.....	2,110 38	11,770	3,037 36	1,533	282 15	10,237	2,775 41
Malt.....	16,408 70	68,240	14,072 00	2,370	101 60	65,870	13,970 40
" extracts of.....	2,416 94	10,703	2,591 34	1,013	168 84	9,690	2,422 50
Marble and manufactures of.....	36,561 09	189,589	48,334 91	6,595	1,309 70	182,994	47,045 21
Mattresses.....	1,622 30	6,808	1,935 30	356	119 70	6,252	1,875 60
Mats and rugs.....	78,907 48	363,797	97,801 28	303,204	73,585 14	60,363	223,216 14
Metals and manufactures of.....	347,737 39	1,486,337	398,149 46	196,994	34,372 65	1,289,343	363,577 41
Milk, condensed.....	3,174 11	7,987	3,248 72	2,992	894 66	4,995	2,354 06
Mineral substances, N.O.P.....	21,839	271,424	62,254 49	33,096	5,240 71	238,328	37,013 78
" and aerated waters.....	161,160	176,885	36,757 63	20,012	3,948 94	156,873	32,808 00
Mosaic flooring.....	7,580	12,684	8,766 30	389	77 80	12,295	3,688 39
Mutchee.....	18,903	23,928	3,863 54	1,073	179 79	22,855	3,713 75
Musical instruments.....	43,491	535,224	136,230 58	24,964	3,370 41	310,260	150,660 17
Mustard and mustard cake.....	114,200	117,564	22,318 01	94,979	15,721 66	23,385	6,596 35
Oils, all kinds, N.E.S.....	2,445,709	2,478,514	541,451 66	489,329	78,968 70	1,989,185	462,482 96
Oiled cloths of all kinds, cork matting and linoleum.....	771,443	915,088	201,880 80	730,817	146,549 80	184,271	353,331 00
Optical, philosophical, photographic and mathematical instruments.....	307,267	333,545	85,610 99	38,175	6,883 34	315,370	78,727 65
Packages.....	787,463	932,197	182,079 32	311,573	57,769 12	620,324	124,310 20
Paints and colours.....	1,277,420	1,176,869	183,027 78	431,751	62,481 28	739,118	129,546 65
Paper and manufactures of.....	2,950,752	3,148,158	887,022 31	617,386	128,540 83	2,530,772	730,081 51
Pencils, lead.....	172,629	175,884	47,386 26	30,441	7,541 28	145,443	39,844 98
Pens, penholders and rulers.....	160,259	180,263	42,032 21	38,931	6,351 97	141,252	33,300 24
Perfumery, non alcoholic.....	100,641	122,798	35,493 40	16,613	3,691 20	106,185	31,892 50
Photographic dry plates.....	15,323 90	77,669	16,143 20	11,871	2,374 80	45,798	13,728 40
Picture and photograph frames.....	88,649	99,333	29,942 70	11,539	2,715 80	87,794	27,262 90
Pickles.....	222,892	61,242 75	63,635 99	133,503	35,981 67	78,996	27,654 32
Plants and trees.....	79,273	111,671	29,620 53	3,870	395 76	107,801	29,024 77
Plaster of Paris.....	40,324	10,306 99	16,351 54	31	8 61	43,490	16,342 93
Plates engraved on wood or metal.....	12,015	14,887	2,982 47	14,887	2,982 47
Pocket books, purses, tobacco pouches, &c.....	208,867	202,961	39,566 60	40,796	8,832 90	162,165	50,733 70
Polish or composition, knife or other.....	58,677	67,674	16,691 20	5,291	972 63	62,383	13,718 57
Pomades.....	6,063	938 30	897 60	6	1 50	5,915	836 10
Post, office parcels.....	596,081	607,752	147,204 69	144,015	34,798 08	463,737	112,400 61
Precious stones, N.E.S.....	82,215	82,877	8,200 79	18,353	1,341 87	67,344	6,948 92
Printing presses, machines and parts.....	340,674	337,411	36,786 41	51,390	3,886 38	335,821	33,900 63
Provisions—Butter, cheese and lard.....	253,335	77,326	173,967 94	30,419	4,242 67	747,967	169,225 87
" meats of all kinds.....	1,223,081	2,155,241	510,697 14	59,514	15,097 09	2,095,727	465,090 65
" Regalia and badges.....	10,198	11,422	3,773 40	2,082	504 40	9,340	3,269 00
Ribbons, N.E.S.....	1,093,972	1,150,332	408,404 57	476,777	161,465 41	693,555	246,939 16
Railway and travelling rugs.....	32,304	31,578	11,459 70	41,204	8,820 60	10,314	3,139 10
Sails.....	2,103	2,696	622 17	792	138 67	1,354	483 50
Salt.....	58,656	59,805	11,600 21	59,805	11,600 21

6-7 EDWARD VII., A. 1907

No. 15. STATEMENT showing the Value and Duty of Goods entered for Consumption in Canada, &c.—*Continued.*

	ENTERED FOR CONSUMPTION.				ENTERED FOR CONSUMPTION DURING FISCAL YEAR, 1906.			
	Fiscal Year 1905.		Fiscal Year 1906.		Fiscal Year 1906.		From other Countries.	
	Value.	Duty.	Value.	Duty.	Value.	Duty.	Value.	Duty.
	\$	% cts.	%	% cts.	%	% cts.	%	% cts.
Sand, glass, emery and flint paper.....	85,046	21,065 70	106,330	26,445 30	2,232	416 04	104,098	26,029 26
Sauces, catsups and soy	116,029	33,363 86	124,660	35,044 92	75,426	17,813 02	49,234	17,813 02
Sausage casings.....	71,584	13,729 55	83,419	15,213 48	23,132	3,156 08	60,287	12,057 40
Seeds, N. E. S.....	477,407	50,528 65	394,718	41,639 73	16,791	1,790 71	377,927	39,879 02
Ships, vessels and repairs on.....	290,008	49,677 60	178,865	41,716 25	6,298	1,369 20	178,865	41,716 25
Signs of any material and letters for signs.....	19,556	14,472 60	66,257	19,436 30	1,927,513	486,564 91	59,939	18,067 10
Silk and manufactures of.....	4,379,401	1,173,686 55	4,331,352	1,149,212 61	844	251 27	2,403,739	632,677 73
Slate.....	53,228	21,638 35	112,941	28,241 78	15,091	10,557 24	434,165	129,326 73
Soap.....	431,802	124,171 83	499,256	139,883 97	217,087	21,659 94	89,018	14,375 15
Spices.....	271,933	35,852 40	306,705	36,926 69	1,117,851	1,947,062 60	1,074,920	2,853,869 37
Spirits.....	2,060,698	5,422,001 75	2,192,771	4,800,951 97	32,809	22,304 46	376,953	226,478 28
" wine not sparkling.....	376,679	233,725 12	499,762	248,782 74	15,431	2,964 26	276,165	72,503 57
" wine sparkling.....	252,361	60,438 61	291,196	73,467 83	16,016	2,293 21	38,042	7,619 52
Sponges.....	41,431	7,669 96	54,058	9,912 73	15,534	3,793 44	25,152	10,539 04
Starch.....	41,070	14,393 67	40,686	14,332 48	6,778	1,963 74	10,272	2,054 40
Stearic acid.....	4,981	906 20	17,050	2,938 14	14,112	1,411 20	58,522	8,778 30
Stockineties for manufacture of rubber boots.....	66,804	9,363 85	72,634	10,189 50	102,550	22,601 71	297,640	52,305 55
Stone and manufactures of.....	302,724	60,053 69	370,190	74,997 26	906	103 32	68,177	16,802 83
Straw and manufactures of.....	72,662	17,735 73	68,683	16,906 15	8,399,626	1,885,531 24	1,888,445	560,916 22
Sugar and syrups.....	8,612,179	1,869,192 43	10,288,071	2,446,447 46	1,638	56 55	399,637	23,410 95
Molasses.....	341,031	24,250 68	310,075	23,467 50	161,866	43,194 76	142,060	54,187 65
Candy and confectionery.....	292,632	84,979 38	303,956	97,382 41	2,269	292 67	45,524	17,673 83
Glucose, stearine, maple sugar and syrup.....	12,857	3,813 35	47,743	17,966 50	1,557	271 75	3,673	734 60
Tallow.....	5,665	817 61	5,230	1,006 35	11,384	1,909 17	17,062	4,328 81
Tape lines.....	23,807	5,324 66	28,446	6,237 88	1,788	107 90	25,485	5,545 50
Tea (see free).....	16,375	1,637 50	27,273	2,716 40	29,515	5,372 86	198,923	50,206 49
Teeth, artificial.....	36,054	3,492 94	228,438	55,579 35	128,274	129,591 35	687,053	66,922 98
Tin and manufactures of.....	156,355	37,304 33	715,329	796,514 33	252,186	77,440 97	188,111	68,884 25
Tobacco and manufactures of.....	602,192	682,879 80	440,297	146,325 22	25,278	5,083 10	23,830	7,152 10
" pipes.....	414,738	139,646 50	49,108	12,235 20				
Trawls and trawling spoons.....	58,537	14,374 40						

SESSIONAL PAPER No. 11

Turpentine, spirits of	453,912	22,935 45	603,044	30,147 94	5,314	261 44	597,730	29,886 50
Trunks, valises, hat boxes, &c	87,460	25,188 60	102,289	29,286 60	17,885	3,696 50	84,404	25,590 10
Twines and manufactures of	24,900	7,351 10	33,527	9,903 30	1,942	427 80	31,585	9,475 50
Umbrellas, parasols and sunshades	54,903	13,946 26	53,174	13,778 38	42,098	3,835 90	11,076	3,322 68
Unenumerated	93,937	17,646 35	123,032	23,052 61	29,158	4,379 41	93,894	19,283 20
Varnish, lacquers, japans, &c	148,082	42,244 86	168,345	46,055 62	58,191	11,118 80	110,154	34,936 73
Vegetables	966,131	273,127 58	786,494	195,758 26	65,659	16,689 29	720,835	179,068 97
Vinegar	31,584	17,608 63	29,376	16,667 20	22,706	9,490 98	6,670	7,176 22
Watches, watch cases, movements, glasses, &c	896,704	118,578 47	935,388	123,067 38	26,637	5,796 65	908,751	117,300 73
Wax and manufactures of	100,981	18,840 48	102,057	19,072 56	27,084	4,784 82	74,373	14,277 14
Webbing	183,584	32,476 81	203,586	36,790 87	64,226	8,763 28	189,369	28,027 59
Whips, thongs and lashes	9,567	2,850 78	8,343	2,515 08	3,923	967 61	4,420	1,547 47
Window, curtains, poles, shades, rollers, &c	64,039	20,140 22	59,297	19,116 80	8,739	2,032 45	50,468	17,084 35
Wood and manufactures of (including willow and o-ier)	1,660,553	379,924 14	1,634,656	374,665 44	43,458	8,026 88	1,591,198	396,638 56
Wool and manufactures of	15,572,911	4,446,920 29	17,451,833	5,113,858 98	14,740,024	4,113,304 48	2,711,809	998,534 50
Zinc and manufactures of	11,912	2,981 65	12,917	3,162 26	962	165 43	11,955	2,996 83
Damaged goods	27,506	6,247 26	18,828	4,060 62	5,729	1,074 01	13,099	2,986 61
Prepaid postal packages, duty received by Customs from Post Office Department	14,319	2,823 97	18,399	3,680 15	18,399	3,680 15
Additional duties	133,361 52	159,251 55	159,251 55
Special duty on articles shipped to Canada at lower than usual home trade price	96,385 48	74,469 28	74,469 28
Total	150,928,787	42,024,339 92	173,046,169	46,671,101 18	64,335,923	15,032,703 11	111,711,086	31,638,398 07

6-7 EDWARD VII., A. 1907

No. 15.—FREE IMPORTS.

ARTICLES.	ENTERED FOR CONSUMPTION.		ENTERED FOR CONSUMPTION DURING FISCAL YEAR 1906.	
	Fiscal Year 1905.	Fiscal Year 1906.	From British Empire.	From Other Countries.
	Value.	Value.	Value.	Value.
FREE GOODS.	\$	\$	\$	\$
PRODUCE OF THE MINE.				
Clay	176,805	220,504	64,091	156,413
Coal, anthracite	12,093,371	10,304,303	162,953	10,141,350
Minerals	203,249	256,712	46,004	210,708
Ores	1,775,158	2,270,036	461,267	1,808,769
Precious stones, not polished	166,274	305,913	220,691	85,222
Salt	340,954	352,214	313,604	38,610
Whiting	51,215	44,876	37,164	7,712
Other articles	1,421,179	1,506,505	404,389	1,102,116
Total	16,228,205	15,261,063	1,710,163	13,550,900
FISHERIES.				
Fish of all kinds	630,660	1,152,253	1,152,253
Fish oil	101,434	57,586	57,586
Other articles	19,308	24,724	16,636	8,088
Total	751,402	1,234,563	1,226,475	8,088
FOREST.				
Corkwood	79,095	75,252	5,421	69,831
" bark	223	94	94
Ivory nuts	21,411	27,009	27,009
Logs and round unmanufactured timber	479,791	889,571	1,521	888,050
Lumber and timber, planks, boards, &c	4,623,766	4,122,206	47,317	4,074,889
Other articles	764,135	853,542	2,082	851,460
Total	5,968,421	5,967,674	56,341	5,911,333
ANIMALS.				
Animals for improvement of stock	767,288	912,812	384,011	528,801
Bristles	98,921	112,788	51,374	61,414
Fur skins, not dressed	2,795,820	3,307,225	319,163	2,988,062
Grease	280,345	380,717	7,012	373,705
Hides and skins, undressed	5,147,073	6,552,319	2,330,075	4,222,244
Silk, raw	444,370	451,707	451,707
Wool	1,553,431	1,489,268	910,523	578,745
Other articles	433,479	610,985	270,927	340,058
Total	11,520,727	13,817,821	4,273,085	9,544,736
AGRICULTURAL PRODUCTS.				
Broom corn	175,412	196,084	196,084
Fibre, Mexican and vegetable	47,465	66,140	8,614	57,526
Fruit, green	1,143,116	1,390,051	57,144	1,332,907
Hemp, undressed	787,101	914,382	534,252	380,130
Indian corn	5,521,035	5,458,295	1,215	5,457,080
Seeds	299,567	1,730,031	31,750	1,698,281
Tobacco (for excise)	2,377,212	2,710,093	1,947	2,708,146
Other articles	926,496	1,191,317	315,083	876,234
Total	11,277,404	13,656,393	950,005	12,706,388

SESSIONAL PAPER No. 11

No. 15.—FREE IMPORTS—*Concluded.*

ARTICLES.	ENTERED FOR CONSUMPTION.		ENTERED FOR CONSUMPTION DURING FISCAL YEAR 1906.	
	Fiscal Year 1905.	Fiscal Year 1906.	From British Empire.	From Other Countries.
	Value.	Value	Value.	Value.
FREE GOODS.	£	£	£	£
MANUFACTURED AND PARTIALLY MANUFACTURED ARTICLES.				
Bells for churches	40,760	70,404	7,208	63,196
Binder twine	1,294,553	1,650,741	21,818	1,628,923
Books, maps, &c.	602,369	641,380	200,137	441,243
Coke	807,842	1,311,375	31,311	1,280,064
Cotton wool and waste	6,039,251	8,239,725	73,976	8,165,749
Drugs, dyes and chemicals	4,111,335	5,081,163	967,710	4,113,453
Duck for belting and hose	89,067	118,337	168	118,169
Fish hooks, nets, seines, &c.	754,143	694,415	315,532	378,883
Gutta percha, crude rubber, &c.	2,728,291	2,777,896	3,402	2,774,494
Junk and oakum	50,399	50,812	28,882	21,930
Jute cloth	847,894	843,850	816,814	27,036
Metals—				
Brass	617,790	960,279	125,026	775,253
Copper	1,933,503	2,959,719	31,340	2,928,409
Iron and steel	10,411,559	6,065,039	752,439	5,312,600
Tin	2,633,358	3,105,876	1,708,266	1,397,610
Zinc	141,514	158,450	56,385	102,065
Other	745,482	881,340	182,126	699,214
Newspapers and magazines	225,154	314,363	53,036	261,327
Oil cake and meal and cotton seed cake and meal	46,991	26,784	218	26,566
Oil, coconut and palm	144,441	153,183	107,204	47,979
Pitch and tar (pine)	23,098	14,032	1,745	12,287
Plaits, straw, tuscan and grass	168,855	160,656	35,791	124,865
Rags	324,747	361,722	94,251	267,471
Resin or rosin	259,839	349,115	2,616	346,499
Yarns	451,746	521,282	433,588	87,694
Other articles	4,507,431	5,212,137	1,757,368	3,454,769
Total	10,001,352	42,666,105	7,808,357	34,857,748
MISCELLANEOUS.				
Articles for Dominion Government	1,692,365	1,832,898	795,238	1,037,570
" Army and Navy	13,165	7,944	6,255	1,689
Coffee (see dutiable)	591,542	693,139	146,706	546,433
Models of inventions	23,245	17,491	211	17,190
Settlers effects	7,084,659	9,254,511	1,971,469	7,283,042
Tea (see dutiable)	3,654,565	3,638,508	2,933,140	705,368
Coin and bullion	10,308,435	7,078,603	14,593	7,064,010
Other articles	1,881,280	2,188,165	576,966	1,611,199
Total	25,249,256	24,711,079	6,444,578	18,266,501
Total free	110,996,767	117,314,698	22,469,004	94,845,694
Total dutiable	150,928,787	173,046,109	61,333,023	111,711,086
Grand total	261,925,554	290,360,807	83,802,027	206,556,780

6-7 EDWARD VII., A. 1907

No. 16.—GENERAL STATEMENT by Countries, showing the Quantity, Value and Duty Collected on Articles Imported and Entered for Consumption in Canada under the provisions of the *French Treaty*, during the Fiscal Year ended June 30, 1906.

NOTE.—The under-mentioned articles are included in General Statement No. 1, part 2, and Summary Statement No. 14, part 1.

ARTICLES.	COUNTRIES WHENCE IMPORTED.	IMPORTED.		ENTERED FOR CONSUMPTION.		DUTY. § cts.
		Quantity.	Value.	Quantity.	Value.	
		Lbs.	§	Lbs.	§	
Prunes.....	Great Britain.....			5,600	119	37 33
	Austria.....	297,273	9,026	297,273	9,026	1,981 83
	France.....	166,698	5,662	160,208	5,543	1,068 05
	Total.....	463,881	14,688	463,081	14,688	3,087 21
Nuts, almonds, shelled.....	Great Britain.....	22,908	4,907	16,424	3,193	547 46
	France.....	137,927	22,863	131,763	21,988	4,392 10
	Spain.....	615,564	107,512	619,351	107,546	20,644 91
	United States....	25,993	5,732	26,263	5,784	875 43
	Total.....	802,392	141,014	793,801	138,511	26,459 90
" " not shelled.....	Great Britain.....	19,399	1,395	16,990	1,232	339 80
	France.....	336,719	24,547	252,881	18,177	5,057 62
	Spain.....	441,378	33,700	463,753	35,471	9,275 06
	United States....	58,597	5,891	75,184	7,135	1,503 68
	Total.....	855,913	65,533	808,808	62,015	16,176 16
Brazil nuts, not shelled....	France.....			520	36	10 40
	United States....	6,048	429	6,048	429	120 96
	Total.....	6,048	429	6,568	465	131 36
" pecans, not shelled and shelled peanuts, N.E.S.	France.....	37,998	1,640	38,366	1,677	767 32
	Spain.....	31,213	1,298	31,213	1,298	624 26
	United States....	10,640	589	10,640	589	212 80
	Total.....	79,851	3,527	80,219	3,564	1,604 38
" walnuts, not shelled....	Great Britain.....	28,209	2,637	28,209	2,637	564 18
	France.....	672,444	71,404	761,354	69,795	15,227 08
	Spain.....	65,718	4,732	81,185	6,160	1,623 70
	United States....	88,104	9,422	81,435	8,529	1,628 70
	Total.....	854,475	87,595	952,183	86,521	19,043 66
" all other, N.O.P.	France.....	12,059	1,369	12,827	1,383	256 54
	United States....	36,595	2,617	31,989	2,416	639 78
	Total.....	48,654	3,986	44,816	3,799	896 32
" all other, N.O.P., shelled.	Great Britain.....	1,108	58	6,608	617	132 16
	France.....	647,341	103,229	782,915	111,112	15,658 30
	Spain.....	50,201	3,404	45,637	3,229	912 74
	United States....	31,186	3,821	32,457	3,910	649 14
	Total.....	729,836	110,512	867,617	118,868	17,352 34

SESSIONAL PAPER No. 11

No. 16.—GENERAL STATEMENT by Countries, showing the Quantity, Value and Duty Collected on Articles Imported and Entered for Consumption in Canada under the provisions of the *French Treaty, &c.*—*Concluded.*

ARTICLES.	COUNTRIES WHENCE IMPORTED.	IMPORTED.		ENTERED FOR CONSUMPTION.		DUTY.
		Quantity.	Value.	Quantity.	Value.	
		Lbs.	\$	Lbs.	\$	\$ cts.
Soap, castile.....	Great Britain...	13,889	665	15,689	74	156 89
	France.....	1,338,601	63,774	1,381,822	64,151	13,818 22
	United States...	28,446	1,369	28,446	1,369	284 46
	Total	1,380,936	65,808	1,425,957	66,268	14,259 57
Wines, non-sparkling, containing 26 p.c. or less of alcohol.	Great Britain...	2,201	2,713	2,180	3,084	545 00
	France.....	147,914	115,350	146,954	116,696	36,738 50
	Fr. Poss. Africa.....			131	75	32 75
	Germany.....			2	8	0 50
	Italy.....			36	31	9 00
	Portugal.....			288	173	72 00
	St. Pierre.....	167	291	276	466	69 00
	Spain.....	138,608	52,190	136,998	51,273	34,249 50
	United States...	675	460	374	342	93 50
	Total	289,565	171,004	287,239	172,148	71,809 75
Wines in bottles containing each not more than a quart, but more than a pint, old wine measure.....	Great Britain...	521	9,554	523	9,280	1,725 90
	France.....	7,069	93,075	7,248	95,153	23,918 40
	Spain.....			5	22	16 50
	United States...	85	1,219	60	779	198 00
	Total	7,675	103,848	7,836	105,234	25,858 80
Wines in bottles containing not more than a pint, but more than $\frac{1}{2}$ a pint, old wine measure.....	Great Britain...	595	5,398	582	5,227	960 30
	France.....	25,877	179,792	25,418	166,568	41,939 70
	Germany.....			20	102	33 00
	Spain.....			20	36	33 00
	United States...	770	5,127	740	4,635	1,221 00
	Total	27,242	190,317	26,780	176,568	44,187 00
Wines in bottles containing $\frac{1}{2}$ pint each or less	Great Britain...	14	49	18	53	14 76
	France.....	1,595	4,571	1,227	2,903	1,066 14
	Spain.....			20	48	16 40
	United States...	20	93	32	124	26 24
	Total	1,629	4,713	1,297	3,128	1,063 54
Wines in bottles containing more than one quart each...	Great Britain...	6 12	225	2 3	66	11 55
	France.....	5 15	251	3 6	101	19 80
	Total	11 27	476	5 9	167	31 35

6-7 EDWARD VII., A. 1907

No. 16.—SUMMARY STATEMENT showing the Quantity and Value of Goods imported and entered for consumption, the rates of duty and the amount collected under the operation of the *French Treaty* during the year ending June 30, 1906.

ARTICLES.	RATES OF DUTY.	IMPORTED.		ENTERED FOR CONSUMPTION.		DUTY.
		Quantity.	Value.	Quantity.	Value.	
			₹		₹	₹ cts.
Prunes,	Lbs. $\frac{3}{4}$ c. per lb.	463,881	14,688	463,681	14,688	3,087 21
Nuts, almonds, shelled . . .	" $\frac{3}{4}$ c. "	802,392	141,014	793,801	138,511	26,459 90
" " not shelled	" 2 c. "	855,913	65,533	808,808	62,015	16,176 16
Brazil nuts, not shelled . . .	" 2 c. "	6,048	429	6,568	465	131 36
Pecans, not shelled and shelled peanuts,	" 2 c. "	79,851	3,527	80,219	3,564	1,604 38
Walnuts, not shelled	" 2 c. "	854,475	87,595	952,183	86,521	19,043 66
All other nuts, N.O.P.	" 2 c. "	48,654	3,986	44,816	3,799	896 32
" " shelled	" 2 c. "	729,836	110,512	867,617	118,868	17,352 34
Soap, castile	" 1 c. "	1,380,936	65,808	1,425,957	66,268	14,259 57
Wines, non-sparkling, containing 26 p.c. or less of alcohol	Galls. 25c. per gall.	289,565	171,004	287,239	172,148	71,869 75
Champagne, and all other sparkling--						
In bottles containing each not more than a quart but more than a pint old wine measure.	Doz. \$3.30 per doz.	7,675	103,848	7,836	105,234	25,858 80
In bottles containing not more than a pint but more than $\frac{1}{2}$ pint, old wine measure	" \$1.65 "	27,242	190,317	26,780	176,568	14,187 00
In bottles containing $\frac{1}{2}$ pint each or less	" 82c. "	1,629	4,713	1,297	3,128	1,063 54
In bottles containing more than 1 quart each	" \$3.30 " Galls. 11 " & \$1.65 per gall. Doz. 27			Galls. 5 Doz. 9	167	31 35
Total			963,450		951,944	241,961 34

SESSIONAL PAPER No. 11

ABSTRACT BY COUNTRIES.

Showing the Value of Goods imported into Canada under the provisions of the *French Treaty*, during the fiscal year ended June 30, 1906.

	Imported.	Entered for Con- sumption.	Duty.
	\$	\$	\$ cts.
Great Britain.....	27,001	25,656	5,035 33
Austria.....	9,026	9,026	1,981 83
France.....	687,527	675,283	159,878 17
Fr. Poss. Africa.....		75	32 75
Germany.....		110	33 50
Italy.....		31	9 00
Portugal.....		173	72 00
St. Pierre.....	291	466	69 00
Spain.....	202,836	205,083	67,396 07
United States.....	36,769	36,941	7,453 69
Total.....	963,450	951,944	241,961 34

SESSIONAL PAPER No. 11

No. 17.—STATEMENT of Goods Imported from British and Foreign West Indies, &c.—
Concluded.

FREE GOODS.	From British West Indies and British Guiana.		From Foreign West Indies and Foreign Guiana.		Total from West Indies and Guiana.	
	Quantity.	Value.	Quantity.	Value.	Quantity.	Value.
		§		§		§
Apparel, wearing..... §		100				100
Articles, returned..... "		1,363		370		1,733
" for Consuls General..... "				289		289
Asphaltum..... Cwt.	850	850			850	850
Beans, viz.: Tonquin, crude..... Lbs.	240	124			240	124
Canadian packages returned..... §		22				22
Cocoa beans..... Lbs.	467,852	48,553			467,852	48,553
Coffee, green..... "	192,184	16,808	3,525	442	195,709	17,250
Coin, gold and silver..... §		3,521				3,521
Extract of logwood, &c..... Lbs.	21,190	2,437			21,190	2,437
Palms, bulbs, &c..... §		61				61
Fruits, green—						
Bananas..... Bunches.	55,092	46,350			55,092	46,350
Pine apples..... No.	35,223	2,899			35,223	2,899
Guavas, mangoes, &c..... §		6,100				6,100
Fur skins, N.E.S..... "		2				2
Grease, rough..... Lbs.	400	8			400	8
Hides and skins, raw..... §		170,180				170,180
Junk, old, and oakum..... Cwt.	41	187			41	187
Lamp black and ivory black..... Lbs.	4,650	653			4,650	653
Lime juice, crude..... Galls.	26,587	4,889			26,587	4,889
Lumber and timber—						
African teak, &c..... §		19		20		39
Metals—						
Anchors..... Cwt.	9	5			9	5
Brass, old and scrap..... "	115	906			115	906
Copper..... "	82	607			82	607
Yellow metal..... "	33	300			33	300
Molasses..... Galls.	4,143,307	779,532			4,143,307	779,532
Rubber..... Lbs.	1,900	57			1,900	57
Salt..... Cwt.	104,705	14,187	2,427	330	107,132	14,517
Settlers' effects..... §		2,685		20		2,705
Shells..... "		54				54
Tobacco, unmanufactured..... Lbs.			186,387	58,812	186,387	58,812
Turtles..... §		28				28
Wool, not further prepared than washed..... Lbs.	4,220	276			4,220	276
Total, free goods.....		1,103,763		60,283		1,164,046
Total, dutiable and free.....		7,521,360		657,081		8,178,441
Imported through foreign countries.....		1,813,552		256,652		2,069,204
Imported direct.....		5,707,808		401,429		6,109,237

6-7 EDWARD VII., A. 1907

No. 17.—STATEMENT of Goods Exported to British and Foreign West Indies (including Guiana) during the Fiscal Year ended June 30, 1906.

ARTICLES.	To British West Indies and British Guiana.		To Foreign West Indies and Foreign Guiana.		Total to West Indies and Guiana.	
	Quantity.	Value.	Quantity.	Value.	Quantity.	Value.
THE MINE.						
		\$		\$		\$
Coal .. Tons.	1,620	6,750			1,620	6,750
Gypsum or plaster, crude .. "	11	96			11	96
Mineral water.....Galls.	333	71			333	71
Other articles .. "		520				520
Total, mine.		7,437				7,437
THE FISHERIES.						
Codfish, dry salted..... Cwt.	189,328	1,068,729	5,030	23,476	194,358	1,092,205
" wet salted..... "	199	393			199	393
" pickled salted..... "	5	20			5	20
Tongues and sounds .. Brls.	14	21			14	21
Mackerel, fresh.....Lbs.	100	4			100	4
" pickled.....Brls.	6,953	67,348	50	591	7,003	67,939
Herrings, pickled..... "	53,073	235,290	445	2,206	53,518	237,496
" canned ..Lbs.	220	10			220	10
" smoked..... "	856,859	22,952	25,066	613	881,925	23,565
Sea fish, other, pickled..... Brls.	3,658	21,569	77	462	3,735	22,031
" " preserved.....Lbs.	14,447	763	1,075	52	15,522	815
Lobsters, canned .. "	24,921	5,290			24,921	5,290
Salmon, smoked..... "	104	12	53	8	157	20
" canned..... "	17,156	1,568			17,156	1,568
" pickled.....Brls.	1,115	12,981	34	411	1,149	13,392
Fish, all other, pickled .. "	49	207			49	207
Fish oil, cod.....Galls.	1,004	318			1,004	318
" other .. "	80	25			80	25
Other articles .. "		7				7
Total, fisheries.....		1,437,507		27,819		1,465,326
THE FOREST.						
Lumber—						
Laths..... M.	627	1,344			627	1,344
Planks and boards .. M. ft.	9,309	144,732	11	131	9,310	144,863
Scantling .. "	490	3,707			490	3,707
Shingles..... M.	21,437	30,814			21,437	30,814
Shooks, other..... \$		12,153				12,153
Staves, other and headings..... "		178				178
All lumber, N.E.S..... "		1,724				1,724
Masts and spars .. No.	261	1,844			261	1,844
Total, forest.....		196,496		131		196,627
ANIMALS.						
Horses, over one year old..... No.	34	4,110			34	4,110
Cattle, one year old or less..... "	14	1,400			14	1,400
" over one year old..... "	8	455			8	455
Swine..... "	4	80			4	80
Sheep, one year old or less..... "	96	559			96	559
" over one year old..... "	563	3,303			563	3,303
Poultry..... \$		177				177
Butter.....Lbs.	373,576	98,739	21,420	4,590	394,996	103,329
Cheese..... "	191,178	29,369	15,520	2,069	206,698	31,438

SESSIONAL PAPER No. 11

No. 17.—STATEMENT of Goods Exported to British and Foreign West Indies—*Con.*

ARTICLES.	To British West Indies and British Guiana.		To Foreign West Indies and Foreign Guiana.		Total to West Indies and Guiana.	
	Quantity	Value.	Quantity.	Value.	Quantity.	Value.
ANIMALS—<i>Con.</i>						
		§		§		§
Eggs	Doz.	169	36		169	36
Glue stock	§		6			6
Hides and skins	"		45			45
Lard	Lbs.	133	10		133	10
Meats—						
Bacon	"	1,810	295		1,810	295
Beef	"	36,379	2,090		36,379	2,090
Ham	"	1,271	187		1,271	187
Mutton	"	17,856	525		17,856	525
Pork	"	143,990	4,555		143,990	4,555
Poultry, dressed	§		125			125
Game	"		2			2
Canned	Lbs.	2,929	301		2,929	301
All other	"	7,796	574		7,796	574
Milk and cream (condensed)	"	76,394	4,838		76,394	4,838
Tallow	"	45	4		45	4
Total, animals		151,785		6,659		158,444
AGRICULTURAL PRODUCTS.						
Fruit.—Apples, green or ripe	Brls.	152	470		152	470
" canned or preserved	§		281			281
" all other, N. E. S.	"		170			170
Grain—						
Barley	Bush.	58	55		58	55
Beans	"	480	867	741	1,039	1,221
Indian corn	"	4	3		4	3
Oats	"	230,629	90,261	1,191	525	231,820
Pease, whole	"	30,049	29,686	56	70	30,105
" split	"	85,604	103,424	122	158	85,726
Other grain	"	1,063	1,306			1,063
Bran	Cwt.	11,544	10,028			11,544
Flour, of wheat	Brls.	90,195	357,194	4,261	16,392	94,456
Indian meal	"	267	1,281			267
Oatmeal	"	275	1,070			275
Hay	Tons.	1,115	11,802	9	90	1,124
Malt	Bush.	72	87			72
Maple syrup	Galls.	6	3			6
Nuts	Lbs.	35,463	764			35,463
Seeds, all other	§		180			180
Straw	Tons.	17	152			17
Vegetables, canned or preserved	§		263			263
Potatoes	Bush.	141,323	82,563	5	4	141,328
Turnips	"	199	69			199
All other vegetables	§		1,007			1,007
Cereal foods	"		122			122
Total, agriculture		693,108		18,278		711,386
MANUFACTURES.						
Agricultural implements	§		330			330
Books			8,419			8,419
Biscuits and bread	Cwt.	2,200	20,574	7	101	2,207
Bricks	M.	2	10			2
Cement	§		27			27
Clothing and wearing apparel	"		1,137			1,137
Cordage, ropes and twine	"		35,975			35,975

6-7 EDWARD VII., A. 1907

No. 17.—STATEMENT of Goods Exported to British and Foreign West Indies—*Con.*

ARTICLES.	To British West Indies and British Guiana.		To Foreign West Indies and Foreign Guiana.		Total to West Indies and Guiana.	
	Quantity.	Value.	Quantity.	Value.	Quantity.	Value.
MANUFACTURES— <i>Con.</i>						
		§		§		§
Cotton fabrics..... Yds.	21,692	2,852	16,332	1,576	38,024	4,428
Drug, chemicals, &c..... §		132,870		75		132,945
Electrical apparatus..... "		86				86
Electrotypes..... "		2				2
Explosives and fulminates..... Lbs.	24	3			24	3
Glass and glassware, N.E.S..... §		162				162
Household effects, N.E.S..... "		1,790				1,790
India rubber, mfrs. of..... "		432				432
Iron and steel—						
Stoves..... No.	10	153			10	153
Castings, N.E.S..... §		30				30
Machinery, N.E.S..... "		3,843				3,843
Typewriters..... No.	1	50			1	50
Scrap..... Cwt.	60	75			60	75
Hardware, N.E.S..... §		1,532		263		1,795
Manufactures of..... "		3,091				3,091
Leather—						
Sole..... Lbs.	25,993	5,876			25,993	5,876
Upper..... "	100	20			100	20
N.E.S..... "	3,034	639			3,034	639
Boots and shoes..... §		15,519				15,519
Harness and saddlery..... "		120				120
Other mfrs. of..... "		603				603
Liquors—						
Ale and beer..... Galls.	432	143			432	143
Whisky..... "	2,808	7,811	678	2,177	3,486	9,988
Wines..... "	1,608	1,737			1,608	1,737
Metals, N.O.P..... §		134				134
Musical instruments—						
Organs..... No.	1	75			1	75
Pianos..... "	1	200			1	200
Oil cake..... Cwt.	16	16			16	16
Oils, N.E.S..... Galls.	12,612	4,730			12,612	4,730
Paper—Wall..... Rolls.	4,907	343			4,907	343
" N.E.S..... §		9,436				9,436
Photographs..... "		10				10
Sails..... "		854				854
Soap..... Lbs.	964,429	36,857			964,429	36,857
Stone, ornamental:—Granite, marble, &c..... §		444				444
Sugar of all kinds, N.E.S..... Lbs.	31,461	1,279			31,461	1,279
Tar..... §		14				14
Tobacco—						
Cigars..... M.	5	111			5	111
Cigarettes..... "	30	30			30	30
All other..... Lbs.	2,044	1,165			2,044	1,165
Vehicles—						
Carriages..... No.	70	6,136			70	6,136
Parts of..... §		347				347
Carts..... No.	1	25			1	25
All other..... §		17				17
Wood—						
Barrels, empty..... No.	424	368			424	368
Household furniture..... §		7,455				7,455
Doors, sashes and blinds..... "		1,005				1,005
Matches and match splints..... "		159				159
Mouldings, &c..... "		35				35
Pails, tubs, &c..... "		5				5
Other manufactures of wood..... "		12,670				12,670

SESSIONAL PAPER No. 11

No. 17.—STATEMENT of Goods Exported to British and Foreign West Indies—*Con.*

ARTICLES.	To British West Indies and British Guiana.		To Foreign West Indies and Foreign Guiana.		Total to West Indies and Guiana.	
	Quantity.	Value.	Quantity.	Value.	Quantity.	Value.
MANUFACTURES— <i>Con.</i>		\$		\$		\$
Woollens.....	\$	664				664
Other articles.....	"	27,887		34		27,921
Total, manufactures.....		358,982		4,226		362,608
MISCELLANEOUS.						
Coffee.....	Lbs.	19	5		19	5
Dried fruits, N.E.S.....	"	33,454	1,650	128	6	33,582
Rice.....	"	1,892	41			1,892
Tea.....	"	3,868	842	60	18	3,928
Other miscellaneous articles.....	\$		128			128
Total, miscellaneous articles.....		2,666		24		2,690
Grand total.....		2,847,381		57,137		2,904,518

6-7 EDWARD VII., A. 1907

No. 18.—STATEMENT showing the Total Value of the Imports and Exports of the Dominion of Canada, from and to each Country during the Fiscal Year 1906.

COUNTRY.	IMPORTS.				EXPORTS.							
	Dutiable Goods.		Free Goods.		Total.		Produce of Canada.		Foreign Produce.		Total.	
	Value.	%	Value.	%	Value.	%	Value.	%	Value.	%	Value.	%
BRITISH EMPIRE.												
Great Britain.....	52,707,022		16,550,128		69,317,150		127,456,465		5,636,106		133,092,571	
Australia.....	31,100		193,097		226,197		2,073,702		9,517		2,082,219	
Benin.....							389,349		398,694		1,730,719	
British Africa.....	282,998		14,061		297,059		1,756,439		3,280		21,361	
East Indies.....	912,130		2,508,304		3,420,434		19,612		1,342		23,393,722	
West Indies.....	1,351,727		1,102,267		2,453,994		2,357,746		21,976		187,669	
Guiana.....	2,065,870		1,496		2,067,366		181,118		6,541		5,613	
Honduras.....							5,613				34,135	
Possessions, all other.....	654		400		1,054		34,135				50,237	
Fiji Islands.....	454,380		72		454,452		59,151		86		2,700	
Gibraltar.....	31				31		2,700				36,851	
Hong Kong.....	149,242		18,304		167,546		17,423		332		17,423	
Malta.....	6,036		1,732,751		1,738,807		3,023,047		190,562		3,213,609	
Newfoundland.....	5,431		294,644		302,075		729,303		4,751		734,054	
New Zealand.....												
Total, British Empire.....	61,028,681		22,438,124		83,466,805		138,421,222		5,884,538		144,305,760	
OTHER COUNTRIES.												
Arabia.....	147		15,663		15,810							
Argentina.....	6,177		1,488,113		1,494,290		1,881,983		6,849		1,888,832	
Austria-Hungary.....	742,036		52,317		794,353		5,035		729		5,784	
Azores.....												
Belgium.....	1,943,473		379,589		2,323,062		1,137,950		377,216		1,565,166	
Bolivia.....							445				445	
Brazil.....	11,069		327,683		338,752		649,228		149		649,377	
Central American States.....	33,287		106,976		140,263		66,358		48		66,406	
Chili.....							238,391		160		239,151	
China.....	281,612		259,140		540,752		839,468		16,290		855,758	
Corea.....	11				11		501				501	
Cuba.....	385,624		59,476		445,100		1,217,410		4,356		1,221,766	
Denmark.....	7,908		22,122		30,030		143,575				143,575	
Danish West Indies.....							16,604		105		16,709	

SESSIONAL PAPER No. 11

Dutch East Indies	596,694	1,611	598,305	628	628
Dutch West Indies				768	768
Dutch Guiana				21,327	21,361
Ecuador	316		316	2,823	2,823
Egypt	22,728	6,885	29,613	19,364	19,424
France	6,240,402	1,457,645	7,698,047	2,110,444	2,120,091
French Africa		14,548	14,548	7,028	7,028
French West Indies		350	350	18,299	18,299
Germany	5,046,778	1,493,313	7,040,691	1,690,307	1,872,537
Greece	289,250	29	289,279	1,045	1,045
Hawaii	198	15,779	15,977	6,252	6,501
Hayi				33,441	33,443
Holland	589,214	571,027	1,160,241	181,630	187,825
Iceland	68	2,235	2,303	633,943	634,250
Italy	526,732	51,212	580,964	270	270
Japan	1,636,084	626,845	1,662,929	213,399	213,835
Madeira				492,275	493,952
Mexico	64,372	223,144	287,516	31,359	31,359
Norway	74,307	20,079	94,386	256,381	259,372
Panama				150,890	150,890
Persia	8,434		8,434	58,654	59,410
Peru	70,143		70,143	40,080	40,080
Philippines	8,207	50	8,257	4,686	4,686
Porto Rico	211,174	457	211,631	514,055	514,640
Portuguese Africa				585	585
Portugal	122,267	15,381	137,648	3,889	3,889
Roumania	173		173	89,598	89,598
Russia	61,893	1,215	1,388	41,916	41,916
San Domingo			239,961	222,040	222,415
St. Pierre	18,737	3,361	22,098	4,070	4,070
Spain	886,815	44,427	931,242	146,087	152,047
Spanish Africa				55,686	55,686
Sweden	83,913	9,761	93,674	23,105	23,105
Switzerland	1,982,529	49,527	2,032,056	91,120	91,188
Turkey	211,791	152,021	363,812	29,809	30,250
Uruguay		173,893	173,893	12,307	12,307
U. S. of Colombia				161,293	163,045
United States	94,196,820	86,529,291	180,726,111	42,110	42,777
Venezuela	248	71,804	72,112	83,546,306	83,601,369
Total, other countries	115,761,651	95,057,559	210,819,210	21,109	21,109
China and bullion:—To United States, bullion, \$5,172, coin, \$9,800,071; to China, bullion, \$80,146, coin, \$37,246; to Great Britain, coin, \$2,306; to Newfoundland, coin, \$247; to Hong Kong, coin, \$3,430; to Japan, coin, \$150				5,289,398	102,332,042
Grand total	176,790,332	117,495,683	294,286,015	9,928,828	9,928,828
				21,102,674	236,586,630

6-7 EDWARD VII., A. 1907

No. 19.—ABSTRACT BY COUNTRIES

COUNTRIES.	IMPORTS.				
	Dutiable.		Free.	Total.	General Tariff.
	Value.	Value.	Value.	Value.	Duty.
	£	£	£	£	£ cts.
Great Britain.....	52,767,022	16,559,128	69,317,150	6,054,931	3,254,684 36
Australia.....	31,100	195,097	226,197	28,383	9,104 08
British Africa.....	282,998	14,661	297,659	17,827	1,964 93
" East Indies.....	912,150	2,508,304	3,420,454	15,550	4,491 36
" West Indies.....	4,351,727	1,102,267	5,453,994	44,400	61,832 96
" Guiana.....	2,065,870	1,496	2,067,366	15,148	131,726 08
Fiji Islands.....	454,380	72	454,452	47	6 32
Gibraltar.....	51	51	51	27 64
Hong Kong.....	149,242	18,304	167,546	150,472	98,166 63
Newfoundland.....	6,056	1,752,751	1,758,807	5,649	1,092 68
New Zealand.....	7,431	294,644	302,075	244	81 95
British Possessions, other.....	654	400	1,054	693	1,301 70
Total, British Empire.....	61,028,681	22,438,124	83,466,805	6,333,095	3,564,474 69
Arabia.....	147	15,663	15,810	276	87 75
Argentina.....	6,177	1,488,113	1,494,290	3,553	556 66
Austria-Hungary.....	742,036	52,317	794,353	733,173	205,202 59
Belgium.....	1,943,473	379,589	2,323,062	2,214,508	508,247 32
Brazil.....	11,069	327,683	338,752	11,083	1,248 60
Central American States.....	33,287	106,976	140,263	75,230	22,825 83
Chili.....	109,262	109,262
China.....	281,612	259,140	540,752	284,815	169,043 69
Corea.....	11	11	11	1 10
Cuba.....	385,624	59,476	445,100	380,578	391,889 20
Denmark.....	7,908	22,122	30,030	5,330	1,260 30
Danish West Indies.....	39	197 20
Dutch East Indies.....	596,694	1,611	598,305	838,379	230,495 79
Ecuador.....	316	316	316	94 80
Egypt.....	22,728	6,885	29,613	21,073	30,010 95
France.....	6,240,402	1,457,645	7,698,047	6,181,635	2,509,884 10
French Africa.....	14,548	14,548	75	32 75
French West Indies.....	350	350
Germany.....	5,046,778	1,993,313	7,040,091	101,806	25,067 83
Greece.....	289,250	29	289,279	300,845	88,824 99
Hawaii.....	198	15,779	15,977	198	46 53
Hayti.....
Holland.....	589,214	571,027	1,160,241	612,791	1,620,478 12
Iceland.....	68	2,235	2,303	68	31 55
Italy.....	526,752	54,212	580,964	499,420	118,675 97
Japan.....	1,036,084	626,845	1,662,929	1,046,026	317,533 26
Madeira.....	44	33 90
Mexico.....	64,372	223,144	287,516	64,193	19,263 10
Norway.....	74,307	20,079	94,386	67,944	18,686 05
Persia.....	8,434	8,434	8,434	2,193 70
Peru.....	70,143	70,143	188,852	74,719 57
Philippines.....	8,207	50	8,257	10,541	33,236 25
Porto Rico.....	211,174	457	211,631	272,011	19,778 90
Portugal.....	122,267	15,381	137,648	113,263	44,716 82
Roumania.....	173	1,215	1,388	173	118 20
Russia.....	61,893	198,068	259,961	59,752	12,186 75
St. Pierre.....	18,737	3,561	22,298	1,742	474 91
Spain.....	886,815	44,427	931,242	883,454	289,363 62
Sweden.....	83,913	9,761	93,674	83,456	18,725 80
Switzerland.....	1,982,529	49,527	2,032,056	1,959,323	545,566 89
Turkey.....	211,791	152,021	363,812	189,452	49,540 43
United States.....	94,196,820	86,529,291	180,726,111	89,391,824	22,133,014 68

SESSIONAL PAPER No. 11

DUTIABLE AND FREE.

ENTERED FOR CONSUMPTION.

Preferential Tariff.		Surtax Tariff.		Total Dutiable.	Total Free.	Grand Total.	
Value.	Duty.	Value.	Duty.	Value.	Value.	Value.	Duty.
\$	\$ cts.	\$	\$	\$	\$	\$	\$ cts.
45,723,919	9,380,210 11	837,775	309,354 88	52,615,725	16,578,863	69,194,588	12,944,249 35
142,867	25,419 95			28,383	195,796	224,179	9,104 08
830,131	121,706 60			160,694	14,661	175,355	27,384 88
4,715,920	1,057,383 06	51	20 40	845,681	2,508,394	3,353,985	126,197 96
2,477,559	504,040 09			4,700,371	1,102,739	5,863,110	1,119,236 42
269,080	69,385 43			2,492,707	1,502	2,494,209	635,766 17
				269,127	72	269,199	69,391 75
				51		51	21 64
				150,172	18,304	168,476	98,166 63
				5,649	1,752,776	1,758,425	1,092 68
5,326	707 90			5,770	295,587	301,357	789 85
				693	400	1,093	1,391 70
54,164,102	11,158,853 14	837,826	309,375 28	61,335,023	22,469,004	83,804,027	15,032,703 11
				276	15,663	15,939	87 75
				3,553	1,488,113	1,491,666	536 66
		11,721	4,553 53	744,894	52,317	797,211	209,756 12
		15,975	3,337 34	2,230,483	379,589	2,610,072	511,584 66
				11,083	327,683	338,766	1,248 60
				75,230	106,976	182,206	22,825 83
					109,262	109,262	
		20	6 67	284,835	259,140	543,975	169,050 36
				11		11	1 10
				380,578	58,462	439,040	391,889 20
				5,330	22,122	27,452	1,260 30
				39		39	197 20
				838,379	4,130	842,509	230,495 79
				316		316	94 80
				21,073	7,061	28,134	30,010 95
		23,977	10,150 87	6,205,612	1,462,375	7,667,987	2,520,034 97
				75	14,548	14,623	32 75
					350		
		4,899,916	1,827,470 64	5,001,722	1,985,592	6,987,314	1,852,538 47
				300,845	74	300,919	88,824 99
				198	15,779	15,977	46 53
		604	233 60	613,395	566,497	1,179,892	1,620,711 72
				68	2,235	2,303	31 55
		123	49 20	499,543	54,212	553,755	118,725 17
				1,046,026	627,516	1,673,542	317,533 26
				44		44	33 90
				61,133	223,144	287,337	19,263 10
		86	22 94	68,030	20,079	88,109	18,708 99
				8,434		8,434	2,193 70
				188,852		188,852	74,719 57
				10,541	138	10,679	33,236 25
				272,011	556	272,567	19,778 90
				113,203	15,401	128,604	44,716 82
				173	1,215	1,388	118 20
		415	83 00	60,167	198,068	258,235	12,269 75
				1,742	3,566	5,308	474 91
				883,454	45,337	928,791	289,363 62
		1	0 40	83,457	9,761	93,218	18,726 20
		3,422	1,334 74	1,962,745	49,660	2,012,405	546,901 63
				180,452	152,021	341,473	49,540 43
		148,952	54,088 26	89,540,776	86,321,295	175,862,071	22,187,102 94

6-7 EDWARD VII., A. 1907

No. 19.—ABSTRACT BY COUNTRIES

COUNTRIES.	IMPORTS.				
	Dutiable.	Free.	Total.	General Tariff.	
	Value.	Value.	Value.	Value.	Duty.
	§	§	§	§	§ cts.
Uruguay		173,893	173,893		
Venezuela	248	71,864	72,112	248	49 60
Total, other countries	115,761,651	95,057,559	210,819,210	106,605,874	29,503,406 05
Duty on articles lower than home trade price					74,409 28
Additional duties					159,251 55
Grand Total	176,790,332	117,495,688	294,286,015	112,938,969	33,301,541 57

SESSIONAL PAPER No. 11

DUTIABLE AND FREE—*Concluded.*

ENTERED FOR CONSUMPTION.							
Preferential Tariff.		Surtax Tariff.		Total Dutiable.	Total Free.	Grand Total.	
Value.	Duty.	Value.	Duty.	Value.	Value.	Value.	Duty.
§	§ cts.	§	§ cts.	§	§	§	§ cts.
.....	173,893	173,853
.....	248	71,864	72,112	49 60
.....	5,105,212	1,901,331 19	111,711,086	94,845,694	206,556,780	31,404,737 24
.....	74,409 28
.....	159,251 55
54,164,102	11,158,853 14	5,943,038	2,210,706 47	173,046,109	117,314,698	290,360,807	46,671,101 18

SESSIONAL PAPER No. 11

Dominion of Canada during the Fiscal Year ended June 30, 1906.

AGRICULTURAL PRODUCTS.		MANUFACTURES.		MISCELLANEOUS ARTICLES.		TOTALS.		Grand Totals.	
Produce.	Not Produce.	Produce.	Not Produce.	Produce.	Not Produce.	Produce.	Not Produce.	%	Number.
%	%	%	%	%	%	%	%	%	
12,305,048	5,065,848	7,233,232	135,846	45,614	80,374	127,456,465	5,636,106	133,092,571	1
53,274		1,414,683	9,517			2,027,702	9,517	2,082,219	2
119,432	731	62,457	715	1,238	7,973	389,249	9,445	398,694	3
800,659	800	541,994	2,480	304		1,756,439	3,280	1,759,719	4
4,540		9,259	1,942			19,612	1,942	21,554	5
531,380	2,567	317,940	4,565	108	2,508	2,337,746	21,976	2,359,722	6
159,161		33,303	2,574	20	30	481,118	6,541	487,659	7
		3,463				5,613		5,613	8
7,449		10,076				34,135		34,135	9
4,494	36	11,233	50			59,151	86	59,237	10
						2,700		2,700	11
3,488	30	1,955	302			36,519	332	36,851	12
17,423						17,423		17,423	13
1,384,056	12,660	805,409	78,526	14,956	30,693	3,023,047	190,562	3,213,609	14
35,722		597,288	4,751			729,303	4,751	734,054	15
45,426,126	5,082,672	11,044,294	241,268	62,240	121,578	138,421,222	5,884,538	144,305,760	
1,580		366,955	6,849			1,881,983	6,849	1,888,832	16
		165	729			5,055	729	5,784	17
		3				3		3	18
449,591	368,507	541,289	7,423	80		1,187,950	377,216	1,565,166	19
		445				445		445	20
2,500		20,883	149			649,228	149	649,377	21
		35,075	48			66,358	48	66,406	22
2,326		68,142	160			238,991	160	239,151	23
7,059		663,485	16,272		18	839,468	16,290	855,758	23
15		388		40		501		501	25
439,889	1,528	96,348	1,175	10	136	1,217,410	4,356	1,221,766	26
97,833		19,318				143,575		143,575	27
269		1,736			24	16,604	105	16,709	28
		88				628		628	29
		768				768		768	30
590		907	34			21,327	34	21,361	31
		2,823				2,823		2,823	32
8		19,356	60			19,364	60	19,424	33
475,604	1	391,763	7,971	1,700	1,520	2,110,444	9,647	2,120,091	34
1,913		4,615				7,028		7,028	35
17,419		781				18,299		18,299	36
677,115	159,828	583,855	12,507	3	473	1,690,907	181,650	1,872,557	37
		1,045				1,045		1,045	38
		3,416	249			6,252	249	6,501	39
25		1,730	2			33,441	2	33,443	40
352,945	186,169	188,686	1,556	400	100	636,943	187,825	824,768	41
		270				270		270	42
184		75,595	256			215,599	256	215,855	43
65,760		113,689	1,397		280	492,275	1,677	493,952	44
						31,359		31,359	45
51,190		148,637	2,936		55	256,381	2,991	259,372	46
128,191		22,003		80		159,890		159,890	47
1,737		22,391	699			58,654	756	59,410	48
		8,108				40,080		40,080	49
		4,686				4,686		4,686	50
2,734		360	585			514,055	585	514,640	51
2,664		700				3,889		3,889	52
		5,298				89,598		89,598	53
		41,916				41,916		41,916	54
35,104		186,936	375			222,040	375	222,415	55

6-7 EDWARD VII., A. 1907

No. 20.—ABSTRACT of the Total Value of Goods Exported from the

Number.	COUNTRIES.	THE MINE.		THE FISHERIES.		THE FOREST.		ANIMALS AND THEIR PRODUCE.	
		Produce.	Not Produce.	Produce.	Not Produce.	Produce.	Not Produce.	Produce.	Not Produce.
	OTHER COUNTRIES— <i>Cont.</i>	%	%	%	%	%	%	%	%
56	San Domingo.....			2,787					
57	St. Pierre.....	26,985	411	5,198		4,820	585	48,489	90
58	Spain.....			18,821		13,135			
59	Spanish Africa.....					24,165			
60	Sweden.....			38,150		8,412			
61	Switzerland.....								
62	Turkey.....			650					
63	Uruguay.....					97,779			
64	U. S. of Colombia.....			34,243	667			1,815	
65	United States.....	32,869,004	207,833	4,889,407	19,277	23,685,940	9,471	7,259,329	461,249
66	Venezuela.....			15		1,475			
	Total, other countries..	33,421,334	208,990	8,016,403	11,083	25,583,474	11,573	7,865,828	470,875
	Grand totals.....	35,469,631	236,399	16,025,840	23,554	38,824,170	151,373	66,455,960	730,215

To United States : Bullion, \$5,172 ; Coin, \$9,800,071 ; To China, Bullion, \$80,146 ; Coin, \$37,246 ; To Hong Kong, Coin, \$3,430 ; To Japan, Coin, \$159

Grand Total Exports.....

SESSIONAL PAPER No. 11

Dominion of Canada during the Fiscal Year ended June 30, 1906— *Concluded.*

AGRICULTURAL PRODUCTS.		MANUFACTURES.		MISCELLANEOUS ARTICLES.		TOTALS.		Grand Totals.	Number.	
Produce.	Not Produce.	Produce.	Not Produce.	Produce.	Not Produce.	Produce.	Not Produce.			
%	%	%	%	%	%	%	%	%		
36,896	457	1,883	2,616	119	1,201	4,670	5,360	4,670 56		
135		24,180	23,595			146,687		152,047 57		
4,838		39,720	68			55,686		55,686 58		
83		29,804	421			24,105		24,105 59		
50		11,574	34,028			91,120	68	91,188 60		
5,779,964	354,236	63,514	1,752			29,809	421	30,230 61		
		6,002				12,307	34,028	46,335 62		
		9,652,328	2,747,581	20,234	664,356	161,293	1,752	163,045 63		
		19,619				42,110	667	42,777 64		
8,636,211	1,070,726	13,516,818	2,847,898	22,666	668,163	83,516,306	4,455,003	88,001,309 65		
						21,169		21,169 66		
54,062,337	6,153,398	24,561,112	3,089,166	84,906	789,741	97,062,734	5,289,308	102,352,042		
Great Britain, Coin, \$2,366 : To Newfoundland, Coin, \$247 : To								9,928,828	9,928,828	
							235,483,956	21,102,674	256,586,630	

6-7 EDWARD VII., A. 1907

No. 21.—SUMMARY STATEMENT of Goods Exported from the Dominion of Canada, distinguishing Canadian Produce and Manufactures from those of other Countries, during the Fiscal Year ended June 30, 1906.

ARTICLES.	GOODS, THE PRODUCE OF CANADA.		GOODS, NOT THE PRODUCE OF CANADA.		TOTAL EXPORTS.	
	Quantity.	Value.	Quantity.	Value.	Quantity.	Value.
CLASSIFICATION OF THE MINE.		\$		\$		\$
Arsenic..... Lbs.	129,070	3,141			129,070	3,141
Asbestos..... Tons.	57,075	1,578,137			57,075	1,578,137
Barytes, ground and unground Cwt.	34,488	14,343			34,488	14,343
Coal..... Tons.	1,820,511	4,643,198	107,169	147,403	1,927,680	4,790,601
Chromite (chromic iron)..... "	1,808	21,293			1,808	21,293
Felspar..... "	12,516	37,615			12,516	37,615
Gold-bearing quartz, dust, nuggets, &c..... \$		12,991,916		12,627		13,004,543
Gypsum or plaster—Crude..... Tons.	404,854	446,789			404,854	446,789
Metals—						
* Copper, fine, contained in ore, matte, regulus, &c..... Lbs.	43,835,451	7,069,123	4,010	682	43,839,461	7,069,805
Copper, black or coarse, cement copper and copper in pigs..... "	446,897	79,510	33,809	5,870	480,706	85,380
Lead, metallic, contained in ore, &c..... "	16,053,342	559,069			16,053,342	559,069
Lead, pig..... "	3,477,898	118,972			3,477,898	118,972
* Nickel, fine, contained in ore, matte or speiss..... "	23,959,841	2,166,936			23,959,841	2,166,936
* Platinum, contained in concentrates, or other forms... Ozs.	97	1,966	26	559	123	2,525
* Silver, metallic, contained in ore, concentrates, &c..... "	7,261,527	4,310,528	8,006	4,929	7,269,533	4,315,457
Mica..... Lbs.	1,329,634	335,591	31,193	10,074	1,363,827	346,265
Mineral pigment, iron oxides, ochres, &c..... "	636,810	6,718			636,810	6,718
Mineral water..... Galls.	6,192	3,365	54	38	6,246	3,403
Oil—Mineral, coal and kerosene, crude..... "			51,234	4,629	51,234	4,629
Oil—Mineral, coal and kerosene, refined..... "	14,590	3,152	2,731	460	17,321	3,612
Total, oils.....	14,590	3,152	53,965	5,089	68,555	8,241
Ores, viz.—						
Antimony..... Tons.	428	6,157			428	6,157
Iron..... "	148,040	345,540	720	2,840	148,760	348,380
Manganese..... "	17	1,240			17	1,240
Other..... "	11,359	370,655	2	346	11,361	371,001
Total, ores.....	159,844	723,592	722	3,186	160,566	726,778
Plumbago, crude ore and concentrates..... Cwt.	3,976	4,726			3,976	4,726
Pyrites..... Tons.	20,285	49,768	1,822	4,000	22,107	53,768
Salt..... Lbs.	1,621,747	6,670	13,317,913	39,022	14,939,660	45,692
Sand and gravel..... Tons.	346,278	168,046			346,278	168,046

* These items to show the weight and value of the copper, lead, nickel, platinum and silver respectively, not the gross weight of ore, matte, concentrates, &c.

SESSIONAL PAPER No. 11

No. 21.—SUMMARY STATEMENT OF EXPORTS—*Continued.*

ARTICLES.	GOODS, THE PRODUCE OF CANADA.		GOODS, NOT THE PRODUCE OF CANADA.		TOTAL EXPORTS.	
	Quantity.	Value.	Quantity.	Value.	Quantity.	Value.
<i>THE MINES—Con.</i>						
		\$		\$		\$
Stone, ornamental granite, marble, &c., unwrought... Tons.	3,147	3,145			3,147	3,145
Building, freestone, lime- stone, &c., unwrought.... "	566	1,450			566	1,450
For manufacture of grind- stones, rough..... "	896	10,457			896	10,457
Total, stone, &c.....	4,609	15,052			4,609	15,052
Other articles..... \$		110,415		2,320		112,735
Total, mine.....		35,469,631		236,399		35,706,030
<i>THE FISHERIES.</i>						
Codfish, including haddock, ling and pollock, fresh... Lbs.	404,163	11,018			404,163	11,018
Dry salted..... Cwt.	607,681	3,496,596	925	4,681	608,606	3,501,277
Wet salted..... "	4,910	19,694			4,910	19,694
Pickled..... "	6	24			6	24
Tongues and sounds..... Brls.	1,794	20,680			1,794	20,680
Total, codfish.....		3,548,012		4,681		3,552,693
Mackerel, fresh..... Lbs.	1,783,520	69,457			1,783,520	69,457
Canned..... "	5,276	243			5,276	243
Pickled..... Brls.	30,798	257,120	622	5,529	31,420	262,649
Total, mackerel.....		326,820		5,529		332,349
Halibut, fresh..... Lbs.	686,085	32,237			686,085	32,237
Pickled..... Brls.	352	3,164			352	3,164
Total, halibut.....		35,401				35,401
Herring, fresh or frozen..... Lbs.	22,652,281	121,526	335,000	9,429	22,987,281	130,955
Pickled..... Brls.	113,167	393,408	459	1,500	113,626	394,868
Canned..... Lbs.	73,409	2,711	81	25	73,490	2,736
Smoked..... "	3,859,063	98,003			3,859,063	98,003
Total, herrings.....		615,648		10,854		626,502
Sea fish, other, fresh..... Lbs.	5,699,913	232,844	204	21	5,700,117	282,865
Pickled..... Brls.	5,363	28,549	63	158	5,426	28,707
Preserved..... Lbs.	875,142	39,973	13,766	2,026	888,908	41,999
Total, sea fish, other.....		351,366		2,205		353,571
Oysters, fresh..... Brls.	328	1,959	9	165	337	2,064
Preserved in cans..... Lbs.	424	156	245	73	669	229
Total, oysters.....		2,115		178		2,293
Lobsters, fresh..... Brls.	42,125	497,541	1	13	42,126	497,554
Canned..... Lbs.	11,144,402	3,010,203			11,144,402	3,010,203
Total, lobsters.....		3,507,744		13		3,507,757

6-7 EDWARD VII., A. 1907

No. 21.—SUMMARY STATEMENT OF EXPORTS—*Continued.*

ARTICLES.	GOODS, THE PRODUCE OF CANADA.		GOODS, NOT THE PRODUCE OF CANADA.		TOTAL EXPORTS.	
	Quantity.	Value.	Quantity.	Value.	Quantity.	Value.
<i>THE FISHERIES—Con.</i>						
		\$		\$		\$
Bait, fish. Brls.	301	1,758			301	1,758
Claims or other. "	66,204	126,270			66,204	126,270
Total, bait.		128,028				128,028
Salmon, fresh. Lbs.	4,837,346	492,460			4,837,346	492,460
Smoked. "	2,485	262			2,485	262
Canned. "	45,978,123	4,943,413	335	40	45,978,458	4,943,453
Pickled. Brls.	113,357	271,157			113,357	271,157
Total, salmon.		5,707,292		40		5,707,332
Salmon or lake trout. Lbs.	249,053	9,054			249,053	9,054
Fish, all other, fresh. \$		1,368,616				3,368,616
Pickled. Brls.	5,455	31,180			5,455	31,180
Total, fish, other.		1,399,796				1,399,796
Fish oil, cod. Galls.	110,208	34,070			110,208	34,070
Seal. "	15,570	4,536	127	36	15,697	4,572
Whale. "	221,235	66,408			221,235	66,408
Other. "	29,818	6,863			29,818	6,863
Total, fish oils.	376,831	111,877	127	36	376,958	111,913
Furs or skins, the produce of fish or marine animals. \$		273,730				273,730
Other articles. "		8,957		18		8,975
Total, fisheries.		16,025,840		23,554		16,049,394
<i>THE FOREST.</i>						
Ashes, pot and pearl Brls.	1,119	37,860			1,119	37,860
All other. \$		67,716		68		67,784
Total, ashes.		105,576		68		105,644
Bark for tanning Cords	6,608	33,197			6,608	33,197
Firewood. "	31,452	69,122			31,452	69,122
Knees and futtocks. No.	27,435	21,837			27,435	21,837
Lathwood Cords	2,768	9,899			2,768	9,899
Logs—cedar, capable of being made into shingle bolts. "	3,467	20,642			3,467	20,642
Logs, elm. M. ft.	1,448	18,958			1,448	18,958
" hemlock. "	4,998	31,061			4,998	31,061
" oak. "	9	170			9	170
" pine. "	1,782	25,549			1,782	25,549
" spruce. "	11,760	102,817		6	11,760	102,823
" all other. "	52,869	378,707			52,869	378,707
Total, logs.		557,262		6		557,268

SESSIONAL PAPER No. 11

No. 21.—SUMMARY STATEMENT OF EXPORTS—*Continued.*

ARTICLES.	GOODS, THE PRODUCE OF CANADA.		GOODS, NOT THE PRODUCE OF CANADA.		TOTAL EXPORTS.	
	Quantity.	Value.	Quantity.	Value.	Quantity.	Value.
THE FOREST— <i>Con.</i>		\$		\$		\$
Lumber, viz.:—Pattens.....	\$	29,008		132		29,140
" basswood..... M. ft.		2,024		41,688	54	2,078
" deals, pine..... St. hund.		39,011		2,353,927		39,011
" spruce and other ..		188,775		6,554,612		188,775
" dead ends..... "		10,173		375,361		10,173
" hickory..... M. ft.		95		220		95
" baths..... M.		647,600		1,596,466		647,600
" palings..... "		151		1,526		151
" pickets..... "		21,256		145,400		21,256
" planks and boards... M. ft.		1,123,510		17,958,025	396	1,123,906
" joists..... "		276		3,611		276
" scantling..... "		90,531		1,042,747		90,531
" shingles..... M.		941,477		1,908,486		941,477
Shooks, box..... No.		20,400		831		20,400
" other..... \$				366,947		366,947
Total, shooks.....				367,778		367,778
Staves and headings..... \$				111,856		111,856
All other lumber, N.E.S..... "				434,219		434,219
Total, lumber.....		32,924,969		14,770		32,939,739
Match blocks..... \$				29,926		29,926
Masts and spars..... No.		1,008		8,502	2	1,010
Piling..... \$				194,673		194,673
Poles—hop, hoop, telegraph and other..... "				100,545		101,344
Posts, cedar, tamarac and other ..				14,579		14,642
Shingle bolts—of pine or cedar. Cords		9,115		16,126		9,115
Sleepers and railroad ties..... No		1,261,252		328,383		1,261,252
Stave bolts..... Cords		7,643		2,496		7,643
*Timber—square, viz :—						
Ash..... Tons.		698		10,853		698
Birch..... "		22,593		260,920		22,593
Eln..... "		9,057		251,887	45	9,102
Maple..... "		46		675		46
Oak..... "		8,375		182,490	5,072	13,447
Pine, red..... "		665		8,533		665
" white..... "		42,164		967,293	442	42,606
All other..... "		2,663		40,923	111	2,774
Total, timber, square.. "		86,261		1,723,574	5,670	91,931
Wood, blocks and other, for pulp..... Cords.		614,286		2,649,106		614,286
Other articles of the forest..... "				14,356		16,631
Total, forest.....				38,824,170		38,975,543

* 2,750 superficial feet of board measurement are equal to one hundred standard deals.

6-7 EDWARD VII., A. 1907

No. 21.—SUMMARY STATEMENT OF EXPORTS—Continued.

ARTICLES.	GOODS, THE PRODUCE OF CANADA.		GOODS, NOT THE PRODUCE OF CANADA.		TOTAL EXPORTS.	
	Quantity.	Value.	Quantity.	Value.	Quantity.	Value.
ANIMALS AND THEIR PRODUCE.						
Animals—horses, one year old or less..... No.	31	3,085	1	30	32	3,115
“ horses, over one year old..... “	2,763	521,535	1,205	372,933	3,968	894,468
“ cattle, one year old or less..... “	2,374	34,817	1	150	2,375	34,967
“ cattle, over one year old..... “	173,656	11,622,012	637	32,572	174,293	11,654,584
“ swine..... “	783	12,786	1	25	784	12,811
“ sheep, one year old or less..... “	155,414	643,293	1	25	155,415	643,318
“ sheep, over one year old..... “	88,848	529,047	76	1,640	88,924	530,687
“ poultry..... “	58,088	801	58,889
“ other..... “	41,785	6,713	48,498
Total, animals.....	13,466,448	414,889	13,881,337
Bones..... Cwt.	304,287	43,328	304,287	43,328
Butter..... Lbs.	34,031,525	7,075,539	49,617	10,480	34,081,142	7,086,019
Cheese..... “	215,834,343	24,433,169	81,614	8,495	215,916,157	24,441,664
Eggs..... Doz.	2,921,725	495,176	16,052	6,857	2,937,777	502,033
Furs—dressed..... “	49,357	13,792	63,149
“ undressed..... “	2,414,980	43,076	2,458,056
Total, furs.....	2,464,337	56,868	2,521,205
Grease and grease scraps..... Lbs.	2,987,699	149,500	680	63	2,988,379	149,563
Glue stock..... “	6,347	35	6,382
Hair..... “	123,664	1,538	125,202
Hides and skins, other than fur “..... “	3,457,830	6,023	3,463,853
Horns and hoofs..... “	14,629	100	14,729
Honey..... Lbs.	39,485	3,652	3,475	150	42,960	3,802
Lard..... “	129,524	13,039	5,955	472	135,479	13,511
Meats, viz.:—Bacon..... “	99,125,059	11,666,707	1,372,080	148,299	100,497,139	11,815,006
“ beef..... “	2,887,962	290,718	474,801	25,063	3,362,763	225,781
“ hams..... “	3,782,829	420,161	12,249	1,730	3,795,078	421,891
“ mutton..... “	105,962	7,825	42,160	3,181	147,222	11,006
“ pork..... “	775,836	57,729	258,784	17,698	1,034,620	75,337
Poultry, dressed or undressed “..... “	114,275	386	114,661
Game..... “	3,796	3,796
Tongues..... Lbs.	30,943	3,126	30,943	3,126
Canned..... “	13,665,823	1,367,593	8,855	1,668	13,674,678	1,369,261
All other, N.E.S..... “	1,723,294	174,383	7,186	663	1,730,480	175,046
Total, meats.....	14,916,313	198,598	14,214,911
Milk and cream, condensed..... Lbs.	1,744,991	128,530	6,798	703	1,751,789	129,233
Oil—Lard..... Galls.	59	23	59	23
Sheep pelts..... No.	58,954	54,452	58,954	54,452
Tails..... “	1,855	1,855
Tallow..... Lbs.	519,792	23,085	519,792	23,085
Wool..... “	1,424,795	352,636	89,589	16,943	1,505,384	368,679
Other articles..... “	132,408	8,901	141,309
Total, animals.....	66,455,960	730,215	67,186,175

SESSIONAL PAPER No. 11

No. 21.—SUMMARY STATEMENT OF EXPORTS—*Continued.*

ARTICLES.	GOODS, THE PRODUCE OF CANADA.		GOODS, NOT THE PRODUCE OF CANADA.		TOTAL EXPORTS.	
	Quantity.	Value.	Quantity.	Value.	Quantity.	Value.
AGRICULTURAL PRODUCTS.						
Balsam.....	\$	10,463				10,463
Cider.....	Galls.	60,510	9,340	201	60	60,711
Flax.....	Cwt.	68,847	244,629			68,847
Fruits, viz.—						
Apples, dried.....	Lbs.	3,651,260	212,848	200	14	3,651,460
" green or ripe.....	Brls.	1,217,564	4,083,482	41	288	1,217,605
Berries of all kinds.....	\$		100,661		2,207	102,868
Canned or preserved.....	"		274,573		4,591	279,164
All other, N.E.S.....	"		144,324		59,321	203,645
Total, fruits.....		4,815,888		66,421		4,882,309
Grain and products of, viz.—						
Barley.....	Bush.	880,028	469,198	2,005,861	951,444	2,885,889
Beans.....	"	88,663	139,908	669	764	89,332
Buckwheat.....	"	487,449	273,591	916	440	488,365
Indian corn.....	"	45,257	24,403	4,820,829	2,611,807	4,806,086
Oats.....	"	2,700,303	1,083,347	2,366,628	774,977	5,066,931
Pease, whole.....	"	546,588	608,926	5	3	546,593
" split.....	"	128,292	148,392	1	3	128,293
Rye.....	"	4	2	146,232	92,681	146,236
Wheat.....	"	40,399,402	33,658,391	587,725	500,691	40,987,127
Other grain.....	"	1,980	2,239			1,980
Total, grain.....		45,277,966	36,410,397	9,928,866	4,932,810	55,206,832
Bran.....	Cwt.	678,221	412,913			678,221
Flour of wheat.....	Brls.	1,532,014	6,179,825	130	929	1,532,144
" rye.....	"	2	35			3
Indian meal.....	"	2,172	6,639	8	55	2,180
Oatmeal.....	"	132,944	542,281			132,944
Meal, all other.....	"	11,359	32,383	60	87	11,419
Total, flour and meal.....		1,678,492	6,761,183	198	1,071	1,678,690
Hay.....	Tons.	206,714	1,529,941	71	1,778	206,785
Hemp.....	Cwt.	40	555	9	281	49
Hops.....	Lbs.	71,641	13,271	900	103	72,541
Malt.....	Bush.	8,605	6,961			8,605
Maple sugar.....	Lbs.	1,874,651	129,177	1,128	82	1,875,779
" syrup.....	Galls.	84,450	9,128	664	87	85,114
Nuts.....	Lbs.	2,195	276	83,200	3,790	85,395
Seeds—						
Clover.....	Bush.	211,869	1,396,805			211,869
Flax.....	"	2,824	3,328	827,846	952,371	830,670
Grass.....	"	43,441	55,865			43,441
All other.....	\$		22,471		2,994	
Total, seeds.....			1,478,469		955,365	2,433,834
Straw.....	Tons.	4,222	17,129			4,222
Tobacco, leaf.....	Lbs.	77,693	19,160	395,444	156,166	473,137
Trees, shrubs and plants.....	\$		9,943		438	

6-7 EDWARD VII., A. 1907

No. 21.—SUMMARY STATEMENT OF EXPORTS—Continued.

ARTICLES.	GOODS, THE PRODUCE OF CANADA.		GOODS, NOT THE PRODUCE OF CANADA.		TOTAL EXPORTS.	
	Quantity	Value.	Quantity.	Value.	Quantity	Value.
AGRICULTURAL PRODUCTS— <i>Con.</i>						
		\$		\$		\$
Vegetables, canned or preserved	§	33,311		16,399		49,710
Potatoes	Bush.	1,259,169	655,904	7,727	5,056	1,266,896
Turnips	"	1,138,599	137,527			1,138,599
All other vegetables	§	78,414		3,833		82,247
Total vegetables		965,156		25,288		930,444
Cereal foods of all kinds, N.E.S.	§	1,185,183		2,851		1,188,034
Other articles	"	93,175		6,807		99,982
Total agricultural products		54,062,337		6,153,398		60,215,735
MANUFACTURES.						
Acid, sulphuric	Lbs.	59,393	770		59,393	770
Agricultural implements	§	2,497,601		1,503		2,499,104
Aluminium, in bars, ingots, &c.	Lbs.	3,088,122	618,499	3,875	765	3,091,997
Aluminium, mfrs. of, N.E.S.	§		1,262		650	1,912
Books, pamphlets, maps, &c.	"		253,924		72,230	325,254
Biscuits and bread	Cwt.	19,502	39,216	26	242	19,528
Bricks	M.	706	5,541	35	572	741
Buttons	§		5,494		162	5,566
Candles	Lbs.	136,672	9,758	3,641	469	140,313
Cartridges, gun, rifle and pistol	§		107,720		1,181	108,901
Charcoal	"		53,840			53,840
Cement	"		8,913		4,885	13,798
Cinders	"		1,023			1,023
Clothing and wearing apparel	"		92,766		21,898	114,664
Coke	Tons.	59,541	281,663			59,541
Cordage, ropes and twine	§		490,464		19,494	506,958
Cotton fabrics	Yds.	15,152,634	1,246,734	291,801	29,978	15,444,485
Cottons, other	§		31,590		11,137	42,727
Cotton waste	Lbs.	1,145,466	53,388	555	44	1,146,021
Drugs, chemicals and medicines, N.E.S.	§	1,172,912		665,286		1,837,298
Dye stuffs	"		4,996		17,033	21,129
Electrical apparatus	"		24,756		153,583	180,339
Electrotypes	"		3,050		2,011	5,061
Extract of hemlock bark	Brls.	4,990	65,599	55	660	66,169
Explosives and fulminates, N.E.S.	Lbs.	725,739	205,856	135,531	47,229	861,261
Felt, manufactures of	§		887		94	981
Fertilizers	"		236,114		3,286	239,400
Fur, manufactures of	"		24,197		9,150	33,347
Glass and glassware, N.E.S.	"		16,558		4,284	14,842
Grindstones, manufactured	"		15,793		128	15,921
Gypsum or plaster, ground	"		1,603			1,603
Hats and caps	"		7,405		3,693	11,098
Household effects, N.E.S.	"		1,646,810		114,839	1,761,649
Ice	"		22,090			22,090
India rubber, manufactures of	"		266,594		15,660	282,164
India rubber, scrap and other	Lbs.	3,910,961	265,636	107,533	12,637	3,117,594
Iron and steel and mfrs. of, viz.—						
Stoves	No.	1,019	11,286	47	599	1,066
Castings, N.E.S.	§		55,504		5,843	61,347
Pig-iron	Tons.	697	17,858			697
Machinery, N.E.S.	§		481,689		400,505	882,194
Sewing machines	No.	967	22,525	286	12,700	35,225
Typewriters	"	4,411	143,633	319	16,300	159,933
Scrap iron or steel	Cwt.	580,796	328,172	25,953	27,706	606,659

SESSIONAL PAPER No. 11

No. 21.—SUMMARY STATEMENT OF EXPORTS—*Continued.*

ARTICLES.	GOODS, THE PRODUCE OF CANADA.		GOODS, NOT THE PRODUCE OF CANADA.		TOTAL EXPORTS.	
	Quantity.	Value.	Quantity.	Value.	Quantity.	Value.
MANUFACTURES—<i>Con.</i>						
		\$		\$		\$
Iron and steel— <i>Con.</i>						
Hardware, N.E.S.	§	188,672		54,681		243,353
Steel and manufactures of ...	"	347,967		278,766		626,733
Total, iron and steel		1,597,306		797,100		2,394,406
Jewellers' sweepings	§	86,963		3,788		90,751
Junk	Cwt.	596,212	4,603	17,509	600,815	590,551
Lamps and lanterns	§	6,779		782		7,561
Leather, viz.—						
Sole	Lbs.	7,605,777	1,592,631	66	82	7,605,843
Upper	"	1,095,021	272,616	3,670	500	1,098,691
N.E.S.	"	1,104,950	385,784	16,904	15,217	1,121,854
Boots and shoes	§		133,792		12,323	146,115
Harness and saddlery	"		6,939		3,439	10,438
Other manufactures of	"		25,521		3,250	28,771
Total, leather		2,417,283		34,871		2,452,154
Lime	§	73,534				73,534
Liquors, viz.—						
Ale and beer	Galls.	8,330	6,520	1,630	1,950	9,960
Brandy	"	6	25	470	2,038	476
Gin	"	1,247	1,946	26,652	43,619	27,899
Rum	"			5,077	1,354	3,077
Whisky	"	286,395	943,649	10,482	28,772	296,877
Wines	"	5,425	4,900	4,130	14,351	9,555
Other spirits, N.E.S.	"	294,245	98,755	2,213	5,016	296,458
Total, liquors		595,648	1,055,795	50,654	97,330	646,302
Metals, N.O.P.	§	45,184		15,592		60,776
Molasses	Galls.		99,229		25,640	99,229
Musical instruments, viz.—						
Organs	No.	3,780	206,402	42	3,877	3,822
Pianos	"	281	64,475	29	9,403	310
Other	§		10,922		5,993	
Total, musical instruments		281,799		19,273		301,072
Oakum	Cwt.	19	81	8	32	27
Oil cake	"	234,173	289,571	45	20	234,218
Oil, N.E.S.	Galls.	977,449	97,824	25,059	8,363	1,002,508
Paper, wall	Rolls.	533,445	35,535	15,099	2,732	548,544
" N.E.S.	"		1,971,157		18,196	1,989,353
Photographs	§		3,979		569	4,548
Plumbago, manufactures of	"		2,948			2,948
Rags	Lbs.	17,284,194	228,216	23,515	1,177	17,307,709
Sails	§		1,014			1,014
Ships sold to other countries						
No. and tons.		7—3,749	30,370	1—332	32,300	§—4,081
Soap	Lbs.	1,262,578	52,724	3,379	352	1,265,957
Starch	"	99,726	4,937	3,545	366	103,271
						5,303

6-7 EDWARD VII., A. 1907

No. 21.—SUMMARY STATEMENT OF EXPORTS—*Continued.*

ARTICLES.	GOODS, THE PRODUCE OF CANADA.		GOODS, NOT THE PRODUCE OF CANADA.		TOTAL EXPORTS.	
	Quantity.	Value.	Quantity.	Value.	Quantity.	Value.
MANUFACTURES— <i>Con.</i>		\$		\$		\$
Stone, ornamental, viz.—						
Granite, marble, &c., dressed	S	2,105		513		2,618
Building, viz.—Freestone, limestone, &c., dressed.	"	292				292
Total, stone		2,397		513		2,910
Sugar of all kinds, N.E.S.	Lbs.	456,310	258,387	10,074	714,697	30,234
Sugar-house syrup	Galls.	279,013	238	155	279,251	15,836
Tar	S	98,477		373		98,850
Tin, manufactures of	"	22,106		9,352		31,458
Tobacco, viz.—						
Cigars	M.	120	16	431	136	3,131
Cigarettes	"	116	433	1,074	549	1,286
Snuff	Lbs.	7	4		7	4
Stems and cuttings	"	555,444	217,409	19,275	772,853	49,808
All other, N.E.S.	"	152,731	107,450	36,653	260,181	86,184
Total, tobacco		82,980		57,433		140,413
Tow	Cwt.	1,383			1,383	12,786
Vehicles, viz.—						
Carriages	No.	390	12	1,113	402	32,595
" parts of	S			1,526		19,124
Carts	No.	866	186	4,340	1,052	23,587
Wagons	"	94	90	4,418	184	9,595
Automobiles	"	67	49	88,768	116	152,097
Bicycles	"	2,418	32	1,027	2,450	63,427
" parts of	S			7,171		40,733
Other vehicles	"			95,638		150,418
Vinegar	Galls.	313	150	42	463	111
Wood, viz.—						
Barrels, empty	No.	9,953	20,110	32,789	30,063	45,133
Household furniture	S		283,606		5,635	289,241
Doors, sashes and blinds	"		163,081		1,146	164,227
Matches and match splints	"		109,112		33	109,145
Mouldings, trimmings and other house furnishings	"		5,089		60	5,149
Pails, tubs, churns and other hollow woodenware	"		7,926		442	8,368
Spool wood and spools	"		185,663		1,194	186,857
Wood pulp	"		3,478,150			3,478,150
Other manufactures of	"		367,946		21,995	389,941
Total, wood, manuf. of			4,612,917		63,294	4,676,211
Woolens	S		67,968		17,212	85,186
Other articles	"		859,303		452,542	1,311,845
Total, manufactures			24,561,112		3,089,166	27,650,278

SESSIONAL PAPER No. 11

No. 21.—SUMMARY STATEMENT OF EXPORTS—*Continued.*

ARTICLES.	GOODS, THE PRODUCE OF CANADA.		GOODS, NOT THE PRODUCE OF CANADA.		TOTAL EXPORTS.	
	Quantity.	Value.	Quantity.	Value.	Quantity.	Value.
MISCELLANEOUS ARTICLES.						
		\$		\$		\$
Coffee..... Lbs.	3,300	485	356,175	38,860	359,475	39,345
Dried fruits, N.E.S..... "	1,543	135	225,295	8,187	226,838	8,322
Rice..... "			40,262	1,296	40,262	1,296
" meal..... "	2,675,200	29,930			2,675,200	29,930
Paintings in oil or watercolours \$		21,744		76,028		97,772
Tea..... Lbs.			2,387,358	562,059	2,387,358	562,059
Other miscellaneous articles... \$		32,612		103,311		135,923
Total, miscellaneous.....		84,906		789,741		874,647
BULLION AND COIN.						
Bullion, silver..... \$				85,318		85,318
Gold coin..... "				9,003,755		9,003,755
Silver coin..... "				834,925		834,925
Copper coin..... "				4,830		4,830
Total, bullion and coin.....				9,928,828		9,928,828

RECAPITULATION.

Articles.	Goods, the Produce of Canada.	Goods, not the Produce of Canada.	Total Exports, Produce and not Produce.
	\$	\$	\$
Produce of the mine.....	35,469,631	236,399	35,706,030
" fisheries.....	16,025,840	23,554	16,049,394
" forest.....	38,824,170	151,373	38,975,543
Animals and their produce.....	66,455,960	730,215	67,186,175
Agricultural products.....	54,062,337	6,153,398	60,215,735
Manufactures.....	24,561,112	3,089,166	27,650,278
Miscellaneous articles.....	84,906	789,741	874,647
	235,483,956	11,173,846	246,657,802
Coin and bullion.....		9,928,828	9,928,828
Grand total, exports.....	235,483,956	21,102,674	256,586,630

6-7 EDWARD VII., A. 1907

No. 22.—STATEMENT showing the Value of Goods exported from Canada during the Fiscal Year 1905 and 1906—Continued.

ARTICLES.	FISCAL YEAR ENDED JUNE 30, 1906.					
	FISCAL YEAR ENDED JUNE 30, 1905.		FISCAL YEAR ENDED JUNE 30, 1906.		All other Countries.	
	Quantity.	Value.	Quantity.	Value.	Quantity.	Value.
THE FISHERIES—Con.						
Herring—fresh or frozen.....	21,868,985	154,383	22,987,281	130,955	22,983,281	130,645
Pickled.....	104,719	360,701	113,626	394,808	60,353	158,399
Canned.....	92,575	1,421	73,490	2,736	1,175	2,650
Smoked.....	2,407,805	56,210	3,859,063	98,003	459,671	71,661
Total, herrings.....		575,715		626,502		363,555
Sea fish, other—fresh.....	42	2	5,700,117	282,865	5,700,117	282,865
Pickled.....	1,171	2,703	5,426	28,797	1,764	7,134
Preserved.....	724,354	39,816	888,908	41,999	41,265	38,834
Total, sea fish, other.....		42,521		353,571		328,833
Oysters—fresh.....	345	1,712	337	2,064	57	1,639
Preserved in cans.....	6,570	1,402	669	229	669	229
Total, oysters.....		3,114		2,293		1,868
Lobsters, fresh.....	32,886	376,336	42,126	497,554	728	489,043
" canned.....	11,723,652	2,754,702	11,144,402	3,010,203	4,054,555	1,921,992
Total, lobsters.....		3,131,038		3,507,757		2,411,035
Bait, fish.....	21	66	301	1,758	13	1,719
" clams or other.....	44,612	72,967	60,204	126,270	1	126,262
Total, bait.....	44,633	73,033	60,505	128,028	14	127,981

SESSIONAL PAPER No. 11

Salmon, fresh.....	Lbs.	1,464,282	151,569	4,837,346	492,460	2,298,151	286,432	2,569,195	296,028
" smoked.....	"	1,606	180	2,485	262	624	64	1,861	198
" canned.....	"	12,950,049	1,679,237	45,978,458	4,943,453	43,957,015	4,692,969	2,921,443	250,484
" pickled.....	Brls.	76,262	280,462	113,357	271,137	1,677	18,939	111,680	252,218
Total, salmon.....			2,111,448		5,707,332		4,998,404		798,928
Salmon or lake trout.....	Lbs.	1,350,018	57,109	249,653	9,654			249,053	9,054
Fish, all other, fresh.....	§	2,432	1,481,282		1,368,616		1,065		1,367,551
" pickled.....	Brls.		18,279	5,455	31,180	104	821	5,351	30,359
Total, fish, all other.....			1,499,561		1,399,796		1,886		1,397,910
Total, fish.....			10,850,316		15,674,776		7,686,756		7,968,020
Fish oil, cod.....	Galls.	81,595	39,663	110,298	34,070	6,811	2,098	103,397	31,972
" seal.....	"			15,697	4,572	15,570	4,336	127	36
" whale.....	"	1,468	307	221,235	66,408	216,490	64,213	4,745	2,196
" other.....	"	12,147	3,445	29,818	6,863	13,430	3,285	16,888	3,578
Total, fish oil.....		95,130	43,415	376,958	111,913	252,301	74,132	124,657	37,781
Furs or skins, the produce of fish or marine animals.....	§		228,743		253,730		258,318		15,412
Other articles.....	"		22,424		8,975		2,702		6,573
Grand total, produce of the fisheries.....			11,144,898		16,049,394		8,021,908		8,927,486
THE FOREST.									
Ashes, pot and pearl.....	Brls.	355	37,938	1,119	37,860	681	26,405	438	11,455
" all other.....	§		60,435		67,784				67,784
Total, ashes.....			98,373		105,644		26,405		79,239
Bark for tanning.....	Cords.	12,837	59,552	6,608	33,197			6,608	33,197
Firewood.....	"	34,767	81,949	31,452	63,122	5	10	31,447	63,112
Ivory nuts, vegetable.....	§		1,030						27,435
Knees and futocks.....	No.	19,088	16,229	27,435	21,837				21,837
Lathwood.....	Cords.	3,888	12,593	2,768	9,899				2,768
Logs, cedar, capable of being made into slingle bolts.....	"	611	2,615	3,467	2,062				3,467

SESSIONAL PAPER No. 11

Sheep pelts.....	No.	144,579	58,054	54,452	58,054	54,452	58,054	54,452	
Tails.....	„	1,554	1,855	1,855	1,855	1,855	1,855	1,855	
Tallow.....	Lbs.	738,131	519,792	23,085	469,397	20,824	20,824	2,261	
Wool.....	„	2,004,559	1,595,384	368,679	273,871	50,625	50,625	318,054	
Other articles.....	„	128,634	141,309	141,309	141,309	58,839	58,839	82,430	
Total, animals and their produce.....	„	63,980,919	67,186,175	67,186,175	67,186,175	58,849,472	58,849,472	8,336,703	
AGRICULTURAL PRODUCTS.									
Balsam.....	„	11,744	60,711	10,463	59,631	1,602	1,602	8,861	
Older.....	Galls.	33,710	63,847	9,490	9,490	9,210	9,210	190	
Flax.....	Cwt.	131,548	63,847	244,629	244,629	68,847	68,847	244,629	
Fruits, viz.—	„	6,057,078	3,651,460	212,862	240,265	13,239	13,239	199,623	
Apples, dried.....	Lbs.	1,037,813	1,247,603	4,083,770	1,048,702	3,536,386	3,536,386	547,384	
„ green or ripe.....	„	139,072	139,072	102,868	43	43	43	102,825	
Berries of all kinds.....	„	213,513	279,164	279,164	259,390	259,390	259,390	19,774	
Canned or preserved.....	„	117,445	33,116	203,645	33,116	33,116	33,116	170,529	
All other, N.E.S.....	„	3,307,744	4,882,309	4,882,309	4,882,309	3,812,174	3,812,174	1,040,135	
Total, fruits.....	„	1,808,575	2,885,889	14,200,642	2,752,442	1,358,140	1,358,140	62,502	
Grain and products of, viz.—	„	237,806	89,332	140,672	290,502	32,402	32,402	108,270	
Barley.....	Bush.	505,885	488,365	273,031	356,935	201,751	201,751	74,286	
Beans.....	„	5,650,637	4,866,086	2,636,210	4,669,424	2,327,718	2,327,718	180,662	
Buckwheat.....	„	3,001,391	5,066,931	1,858,324	4,336,274	1,639,947	1,639,947	730,654	
Indian corn.....	„	676,562	617,729	608,929	411,223	383,462	383,462	218,377	
Oats.....	„	90,422	100,724	128,293	148,395	121,273	121,273	225,437	
Pease, whole.....	„	20,426	146,236	92,683	128,801	81,874	81,874	27,122	
„ split.....	„	14,848,603	12,512,641	34,159,082	36,556,921	30,681,348	30,681,348	10,869	
Rye.....	„	56,575	4,936	1,980	1,243	1,411	1,411	17,435	
Wheat.....	„	26,897,512	18,784,278	41,343,207	49,337,616	37,029,359	37,029,359	3,477,784	
Other grain.....	„	897,365	570,064	412,913	217,885	186,356	186,356	825	
Total, grain.....	„	1,923,039	5,890,258	6,180,754	1,415,332	5,700,108	5,700,108	429,586	
Bran.....	Cwt.	168,807	641,233	542,281	122,023	497,584	497,584	44,697	
Flour of wheat.....	Brls.	8,040	23,294	32,470	9,397	29,002	29,002	3,468	
„ rye.....	„	5	60	35	35	35	35	35	
Indian meal.....	„	4,821	15,987	6,714	1,837	5,797	5,797	917	
Oatmeal.....	„	168,807	641,233	542,281	122,023	497,584	497,584	44,697	
Meal, all other.....	„	8,040	23,294	32,470	9,397	29,002	29,002	3,468	
Total, flour and meal.....	„	1,504,512	6,570,832	6,762,251	1,549,389	6,292,551	6,292,551	469,703	

11
1—1—14
151

No. 22—STATEMENT showing the Value of Goods exported from Canada during the fiscal year 1905 and 1906 *Continued.*

6-7 EDWARD VII., A. 1907

ARTICLES.	FISCAL YEAR ENDED JUNE 30, 1905.				FISCAL YEAR ENDED JUNE 30, 1906.				FISCAL YEAR ENDED JUNE 30, 1906.							
	Quantity.		Value.		Quantity.		Value.		Quantity.		Value.		Quantity.		Value.	
		%		%		%		%		%		%		%		%
AGRICULTURAL PRODUCTS— <i>Con.</i>																
Hay.....	151,762		1,298,506		206,785		1,531,719		131,538		1,029,226		75,217		511,493	
Hemp.....	493		2,466		49		896						49		896	
Hops.....	48,548		6,263		72,541		43,374		72,541		43,374					
Malt.....	11,466		9,371		8,605		6,961		8,605		6,961					
Maple sugar.....	1,949,578		135,781		1,879,779		129,259		14,117		1,911		1,861,662		127,718	
" syrup.....	2,743		2,627		83,114		1,373		1,416		1,416		83,511		7,799	
Nuts.....	39,837		3,431		85,395		4,056		50,967		1,073		34,428		2,993	
Seeds—																
Clover.....	85,671		529,451		211,869		1,396,805		50,311		345,706		161,558		1,051,049	
Flax.....	311		479		830,670		955,699		408,937		491,698		381,733		461,001	
Grass.....	92,619		66,975		43,141		55,865		3,408		3,405		10,403		52,460	
All other.....			13,740				25,465				9,612				15,853	
Total, seeds.....			691,645				2,433,834				853,421				1,589,413	
Straw.....	3,685		13,929		1,222		17,129		390		2,853		3,832		14,276	
Tobacco, leaf.....	822,582		321,998		473,137		175,326		215		16		472,922		173,310	
Trees, shrubs and plants.....			14,991				10,381				488				9,893	
Vegetables—																
Canned or preserved.....			33,349				49,710				18,728				30,982	
Potatoes.....	746,357		109,868		1,266,896		660,960		267,491		135,613		999,402		525,347	
Turnips.....	1,417,455		162,767		1,138,300		137,527		23,372		4,760		1,114,928		132,767	
All other vegetables.....			45,826				82,247				9,068				73,179	
Total, vegetables.....			651,810				930,444				168,169				762,275	
Cereal foods, all kinds, N.E.S.....			1,286,161				1,188,034				1,053,261				152,770	
Other articles.....			97,546				99,982				42,744				57,238	
Grand total, agricultural products.....			34,140,409				60,215,735				50,508,798				9,706,937	

No. 22.—STATEMENT showing the Value of Goods exported from Canada during the Fiscal Years 1905 and 1906—Continued.

6-7 EDWARD VII., A. 1907

ARTICLES.	FISCAL YEAR ENDED JUNE 30, 1906.					
	FISCAL YEAR ENDED JUNE 30, 1905.		FISCAL YEAR ENDED JUNE 30, 1906.		FISCAL YEAR ENDED JUNE 30, 1906.	
	Quantity.	Value.	Quantity.	Value.	Quantity.	Value.
		\$		\$		\$
MANUFACTURES— <i>Con.</i>						
Jeweller's sweepings						
Drum	96,018	79,804	600,815	90,751	36,557	54,194
Lamps and lanterns		7,582		7,561	4,690	401,374
Leather—						2,865
Sole	8,146,126	1,678,377	7,603,843	1,592,713	1,531,868	60,905
Upper	726,847	171,706	1,698,691	273,116	270,157	2,959
N. E. S.	1,362,555	265,296	1,121,854	845,861	338,768	61,233
Boots and shoes		176,691		146,115	98,261	47,854
Harness and saddlery		16,353		10,438	3,952	6,486
Other manufactures of		42,108		28,771	16,290	12,571
Total, leather and manufactures of		2,380,531		2,452,154	2,260,146	192,908
Lime		75,498		73,534	13,249	60,285
Liquors—						
Ale and beer	23,686	15,361	9,960	8,470	1,331	7,953
Brandy	1,310	4,724	476	2,063	122	1,845
Gin	21,360	27,219	27,899	45,565	17	45,580
Rum	6,670	1,720	5,077	1,534	3,224	631
Whisky	240,881	630,725	296,877	972,421	12,583	931,473
Wines	12,743	21,825	9,355	19,251	3,217	14,420
Other spirits	184,163	77,721	296,458	103,771	96,381	72,580
Total, liquors	490,813	799,295	646,302	1,153,125	116,875	1,074,482
Metals, N.O.P.		278,344		60,776		39,157
Molasses	43,133	12,486	99,229	25,640	61,036	7,795

No. 22.—STATEMENT showing the Value of Goods exported from Canada during the Fiscal Years 1905 and 1906—*Concluded.*

6-7 EDWARD VII., A. 1907

ARTICLES.	FISCAL YEAR ENDED JUNE 30, 1905.			FISCAL YEAR ENDED JUNE 30, 1906.			FISCAL YEAR ENDED JUNE 30, 1906.		
	All other Countries.			British Empire.			All other Countries.		
	Quantity.	Value.	%	Quantity.	Value.	%	Quantity.	Value.	%
MANUFACTURES—<i>Con.</i>									
Vehicles, viz.—									
Carriages,	No.	36,019	402	32,535	348	27,074	54	5,521	
" parts of	No.	18,076	1,052	19,121	12	6,356	1,010	22,768	
Carts,	No.	14,608	184	23,387	15	1,010	171	22,377	
Wagons,	No.	8,959	116	9,595	25	739	91	8,856	
Automobiles,	"	60,151	2,450	152,097	2,365	26,325	115	125,772	
" parts of	"	31,597	463	63,427	313	51,816	150	2,611	
Other vehicles,	"	151,546	111	40,733	313	37,911	150	2,822	
Vinegar,	Galls.	454	463	150,418	313	32,320	150	118,098	42
Wood, viz.—									
Barrels, empty	No.	62,473	30,063	15,133	4,473	4,614	25,390	40,519	
Household furniture	%	312,146	289,231	289,231	260,143	260,143	29,098	29,098	
Doors, sashes and blinds	"	128,770	164,227	164,227	106,352	106,352	17,875	17,875	
Matchboxes and match splints	"	151,972	109,145	109,145	106,225	106,225	2,920	2,920	
Manikins, trimmings and other house furnishings,	"	3,846	5,149	5,149	4,892	4,892	257	257	
Pails, tubs, churns and other hollow woodenware	"	5,227	8,368	8,368	4,746	4,746	3,628	3,628	
Spool wood and spools	"	86,973	186,857	186,857	183,375	183,375	1,482	1,482	
Wood pulp,	"	3,399,655	3,478,130	3,478,130	999,900	999,900	2,478,190	2,478,190	
Other manufactures of	"	302,926	389,911	389,911	284,835	284,835	105,106	105,106	
Total, wood manufactures		4,513,988	4,676,211	4,676,211	1,997,136	1,997,136	2,679,075	2,679,075	
Woolens	%	75,515	85,180	85,180	63,381	63,381	21,799	21,799	
Other articles,	"	1,470,908	1,311,845	1,311,845	428,470	428,470	883,075	883,075	
Grand total, manufactures		24,613,034	27,650,278	27,650,278	11,282,962	11,282,962	16,367,316	16,367,316	
MISCELLANEOUS ARTICLES.									
Coffee	Lbs.	146,604	359,475	359,475	6,944	1,414	352,531	37,331	
Dried fruit, N.E.S.,	"	93,513	226,838	226,838	71,585	3,276	155,253	5,046	
Rice,	"	552,733	40,262	40,262	16,962	358	23,300	438	

SESSIONAL PAPER No. 11

Rice meal.....		2,365,760	22,030	2,675,200	29,930	2,675,200	29,930			
Paintings in oil or water.....	"		442,962	2,387,368	97,772	218,050	43,606		24,166	
Tea.....	Lbs.	18,921,841	1,510,105		562,059		41,774		529,285	
Other miscellaneous articles.....	%				135,923		33,400		102,463	
Total, miscellaneous articles.....			2,008,678		874,647		183,818		690,829	
BULLION AND COIN.										
Bullion, gold.....										
" silver.....										
Gold coin.....	%		1,844,811		9,928,828		6,043		9,922,785	
Silver ".....										
Copper ".....										
Grand total.....			203,316,872		256,586,630		144,311,803		112,274,827	
RECAPITULATION.										
Produce of the mine.....			32,192,070		35,706,639		2,075,706		33,630,324	
" fisheries.....			11,144,898		16,049,391		8,021,908		8,027,486	
" forest.....			33,362,653		38,975,543		13,380,496		25,595,047	
Animals and their produce.....			63,680,919		67,186,175		58,849,472		8,336,703	
Agricultural products.....			34,140,409		60,215,735		50,508,798		9,706,937	
Manufactures.....			24,643,634		27,650,278		11,285,562		16,364,715	
Miscellaneous articles.....			2,008,678		874,647		183,818		690,829	
Total.....			201,472,061		246,657,802		144,305,760		102,352,042	
Bullion and coin.....			1,844,811		9,928,828		6,043		9,922,785	
Grand total.....			203,316,872		256,586,630		144,311,803		112,274,827	

6-7 EDWARD VII., A. 1907

No. 23.—STATEMENT showing the value of Merchandise Imported into and Exported from Canada through the United States from and to Foreign Countries; Distinguishing the countries whence Imported and to which Exported during the fiscal year 1906.

Countries whence Imported and to which Exported.	Value of Merchandise Imported from foreign Countries through the United States.	Value of Merchandise Exported to foreign Countries through the United States.
	\$	\$
Great Britain.....	13,283,428	31,769,234
Aden.....	238	6,585
Australia.....	22,247	1,265,869
British Africa.....	3,276	203,547
" East Indies.....	1,147,314	30,721
" Guiana.....	769,158	62,338
" Honduras.....	14,435	3,440
" West Indies.....	1,044,394	437,341
Cyprus.....	3,090
Gibraltar.....	2,661
Hong Kong.....	4,502	20
Malta.....	101	26,266
Newfoundland.....	89	9,377
New Zealand.....	21,110	449,268
Total, British Empire.....	16,610,292	34,269,757
Arabia.....	17,469
Argentina.....	743,746	1,398,339
Austria.....	266,784	9,657
Belgium.....	219,575	148,089
Brazil.....	160,017	313,608
Bulgaria.....	1,119	985
Central American States.....	38,241	52,576
Chili.....	4,603	83,271
China.....	89,523	14,746
Cuba.....	253,652	340,428
Denmark.....	9,916	143,663
Danish West Indies.....	8,466
Dutch East Indies.....	5,697
Dutch West Indies.....	5,465
Dutch Guiana.....	11,863
Ecuador.....	316	4,981
Egypt.....	10,358	6,009
France.....	2,579,112	639,677
French Africa.....	5,211	11,232
French West Indies.....	20,736
Germany.....	2,473,410	1,538,729
Greece.....	73,387
Hawaii.....	598	825
Hayti.....	29,044
Holland.....	66,692	510,992
Italy.....	218,135	187,975
Japan.....	281,065	41,207
Mexico.....	38,188	88,622
Panama.....	55,907
Paraguay.....	176
Persia.....	7,569
Peru.....	2,618	9,205
Philippines.....	1,506
Porto Rico.....	184,198
Portugal.....	21,559	8,538
Roumania.....	23	41,720
Russia.....	49,271	212,219
Samoa.....	210
San Domingo.....	165,218	2,897
Spain.....	99,147	24,854
St. Pierre.....	2,749
Sweden & Norway.....	27,959	204,687
Switzerland.....	1,064,448	8,930
Tunis.....	5,524

SESSIONAL PAPER No. 11

No. 23.—STATEMENT showing the value of Merchandise Imported into and Exported from Canada through the United States, &c.—*Concluded.*

Countries whence Imported and to which Exported.	Value of Merchandise Imported from foreign Countries through the United States.	Value of Merchandise Exported to foreign Countries through the United States.
Turkey.....	\$ 179,620	\$ 8,277
U.S. of Colombia.....	5,012	22,694
Uruguay.....	98,109	99,389
Venezuela.....	56,158	7,583
Total, other countries.....	9,320,828	6,518,145
Grand total.....	25,936,120	40,787,902

No. 24.—COMPARATIVE STATEMENT of Goods remaining in Warehouse in 1904, 1905 and 1906.

ARTICLES.	REMAINING IN WAREHOUSE, JUNE 30, 1904.		REMAINING IN WAREHOUSE, JUNE 30, 1905.		REMAINING IN WAREHOUSE, JUNE 30, 1906.	
	Quantity.	Value.	Quantity.	Value.	Quantity.	Value.
		\$		\$		\$
Breadstuffs—						
Wheat..... Bush.	5,235	4,863	61,351	44,835	40,131	33,778
Other breadstuffs..... \$		150,665		382,550		183,494
Coal, bituminous..... Tons.	398,067	893,944	427,904	927,550	387,138	858,471
Cotton and manufactures of..... \$		102,322		108,975		115,954
Drugs..... "		168,979		96,683		89,420
Fancy goods..... "		9,006		7,488		5,520
Fish..... "		62,581		78,792		84,008
Flax and manufactures of..... "		19,665		18,025		21,763
Fruits and nuts..... "		346,030		162,450		170,086
Glass and manufactures of..... "		10,501		4,534		10,429
Iron and steel..... "		281,776		242,853		196,428
Leather..... "		6,672		10,069		12,065
Oils..... Galls.	1,992,085	218,052	1,049,560	113,148	1,003,410	115,067
Paper and manufactures of..... "		26,092		25,021		28,518
Silk..... "		60,865		55,594		40,917
Spirits and wines—						
Brandy..... Galls.	216,142	264,820	175,733	297,792	167,063	285,721
Gin..... "	280,570	122,944	280,769	139,490	246,750	115,203
Rum..... "	169,274	26,343	65,915	29,613	59,143	37,318
Whisky..... "	246,942	414,119	266,417	398,256	259,245	389,983
Wines of all kinds, except sparkling..... "	241,890	189,062	270,045	206,153	270,804	215,403
Wines, sparkling..... "		100,987		120,025		111,305
Sugar above No. 16 D.S..... Lbs.	1,253,084	32,644	2,086,781	106,854	1,099,640	30,520
Sugar not above No. 16 D.S..... "	83,015,393	1,722,151	207,219,653	3,195,478	119,082,623	1,418,412
Molasses..... Galls.	1,773,199	134,172	353,186	91,921	626,156	115,722
Tobacco, manufactures of—						
Cigars..... Lbs.	27,667	75,543	25,478	104,285	24,934	101,280
Cigarettes..... "	1,597	5,937	3,232	4,245	3,178	3,297
All other..... "	300,489	99,833	43,916	20,788	66,674	29,906
Woolens..... \$		174,288		87,650		198,323
All other articles..... "		1,412,412		1,846,850		1,509,117
Grand totals.....		7,137,268		8,977,947		6,497,368

6-7 EDWARD VII., A. 1907

No. 25.—STATEMENT of the Quantity and Value of Merchandise received from Foreign Countries for immediate transit through Canada and transhipped at the Port of Montreal for the United States and other countries during the Fiscal Year ended June 30, 1906.

ARTICLES.	COUNTRIES.	RECEIVED FROM		SHIPPED TO	
		Quantity.	Value.	Quantity.	Value.
THE MINE.			§		§
Ore and other produce of the mine.	United States.....		4,970		9,767
	Germany.....		150		
	France.....		4,025		
	Great Britain.....		5,592		4,970
	Total.....		14,737		14,737
THE FISHERIES.					
Salmon and other articles of the fisheries	Great Britain.....		24,813		3,330
	Newfoundland.....		12,251		
	France.....		1,525		
	Belgium.....		31,590		
	British Africa.....				13,950
	United States.....		17,280		70,179
Total.....		87,459		87,459	
THE FOREST.					
Planks and boards		M. ft.		M. ft.	
	United States.....	5,024	143,340		
	British Africa.....			776	22,586
	Belgium.....			8	250
	Great Britain.....			4,240	120,504
Total.....	5,024	143,340	5,024	143,340	
Lumber and timber, N.E.S	United States.....		53,497		15,825
	British Africa.....				24,711
	Great Britain.....		19,175		32,136
	Total.....		72,672		72,672
Total, produce of the forest		216,012		216,012	
ANIMALS AND THEIR PRODUCE.					
Horses.....		No.		No.	
	United States.....	396	45,975	6	1,600
	British Africa.....			355	32,375
	Great Britain.....	6	1,600	41	13,600
	Total.....	402	47,575	402	47,575
Cattle.....	United States.....	20,390	1,182,085		
	British Africa.....			1	175
	Great Britain.....			20,389	1,181,910
	Total.....	20,390	1,182,085	20,390	1,182,085
Sheep	United States.....	4,231	31,986		
	British Africa.....			389	1,640
	Great Britain.....			3,842	30,346
	Total.....	4,231	31,986	4,231	31,986

SESSIONAL PAPER No. 11

No. 25.—STATEMENT of the Quantity and Value of Merchandise received from Foreign Countries, &c.—*Continued.*

ARTICLES.	COUNTRIES.	RECEIVED FROM		SHIPPED TO	
		Quantity.	Value.	Quantity.	Value.
		Lbs.	£	Lbs.	£
Butter.....	United States...	91,483	18,296		
	Great Britain.....			91,483	18,296
	Total.....	91,483	18,296	91,483	18,296
Furs.....	United States.....		101,922		484
	Great Britain.....		484		101,922
	Total.....		102,406		102,406
Lard.....	United States...	40,253,825	3,981,728		
	France.....			190,763	19,076
	British Africa.....			114,695	11,469
	Belgium.....			278,265	27,826
	Germany.....			6,875	687
	Newfoundland.....			238,399	23,838
	Great Britain.....			39,424,828	3,898,832
	Total.....	40,253,825	3,981,728	40,253,825	3,981,728
Cheese.....	United States...	434,315	47,184	52,585	6,053
	Belgium.....	47,835	5,523		
	Great Britain...	4,750	530	434,315	47,184
	Total.....	486,900	53,237	486,900	53,237
Bacon and hams.....	United States...	8,157,296	725,071		
	Newfoundland.....			53,800	6,250
	Great Britain.....			8,103,496	718,821
	Total.....	8,157,296	725,071	8,157,296	725,071
Pork.....	United States...	3,020,208	284,192		
	Newfoundland.....			2,274,557	208,921
	British Africa.....			447,384	44,737
	Great Britain...			298,267	30,534
	Total.....	3,020,208	284,192	3,020,208	284,192
Meats, all other.....	United States...	99,874,260	9,943,260	370,945	36,150
	France.....	101,960	10,100	55,160	5,516
	British Africa.....			1,497,379	149,039
	Newfoundland.....			1,917,303	190,209
	Germany.....			5,580	558
	Great Britain...	268,985	26,050	96,398,838	9,597,938
	Total.....	100,245,205	9,979,410	100,245,205	9,979,410
Tallow.....	United States...	365,562	35,177		
	Great Britain.....			365,562	35,177
	Total.....	365,562	35,177	365,562	35,177

6-7 EDWARD VII., A. 1907

No. 25.—STATEMENT of the Quantity and Value of Merchandise received from Foreign Countries, &c.—*Continued.*

ARTICLES.	COUNTRIES.	RECEIVED FROM		SHIPPED TO	
		Quantity.	Value.	Quantity.	Value.
ANIMALS AND THEIR PRODUCTS— <i>Con.</i>					
			§		§
Other articles of the animals.....	United States.....		25,855		247,601
	France.....		60,252		
	Belgium.....		1,000		
	British Africa.....				25,855
	Great Britain.....		186,349		
	Total.....		273,456		273,456
Total, animals and produce.....			16,714,619		16,714,619
AGRICULTURAL PRODUCE.					
Fruits, all kinds.....	United States.....		151,348		31,010
	Belgium.....		21,530		
	B. W. Indies.....		305		
	France.....		2,375		
	Newfoundland.....				305
	Mexico.....				450
	Great Britain.....		7,555		151,348
	Total.....		183,113		183,113
Grain, other.....	United States.....		1,635		600
	Germany.....		600		
	Cuba.....				502
	Newfoundland.....				126
	Great Britain.....		126		1,133
	Total.....		2,361		2,361
FLOUR OF WHEAT.		Brls.		Brls.	
FLOUR OF WHEAT.....	United States.....	203,891	837,763		
	British Africa.....			19,222	78,182
	Newfoundland.....			33,659	130,135
	Belgium.....			1,300	7,650
	Great Britain.....			149,710	621,796
	Total.....	203,891	837,763	203,891	837,763
FLOUR OF MEAL, N.E.S.					
FLOUR OF MEAL, N.E.S.....	Great Britain.....		250		
	United States.....				250
	Total.....		250		250
SEEDS, FLAX.		Bush.		Bush.	
SEEDS, FLAX.....	United States.....	2,300	2,212	120	150
	British Africa.....			2,300	2,212
	Great Britain.....	120	150		
	Total.....	2,420	2,362	2,420	2,362

SESSIONAL PAPER No. 11

No. 25.—STATEMENT of the Quantity and Value of Merchandise received from Foreign Countries, &c.—Continued.

ARTICLES.	COUNTRIES.	RECEIVED FROM		SHIPPED TO	
		Quantity.	Value.	Quantity.	Value.
AGRICULTURAL PRODUCE— <i>Con.</i>			8		8
Other articles of agriculture	United States.....		1,359		47,220
	Belgium.....		13,025		
	Germany.....		1,800		
	France.....		16,430		
	British Africa.....				100
	Great Britain.....		29,465		5,750
	Total.....		53,079		53,070
Total, agricultural products.....			1,078,919		1,078,919
MANUFACTURES.					
Cotton and manufactures.....	United States.....		619,507		1,685
	Belgium.....		715		
	Great Britain.....		970		619,507
	Total.....		621,192		621,192
Drugs, dyes and chemicals.....	United States.....		43,256		72,428
	Belgium.....		33,237		
	Newfoundland.....				3,110
	British Africa.....				33,886
	Great Britain.....		39,191		6,260
	Total.....		115,684		115,684
Earthenware and china.....	United States.....				81,280
	Belgium.....		59,068		
	Germany.....		2,805		
	Newfoundland.....				300
	Great Britain.....		19,707		
	Total.....		81,580		81,580
Glass and glassware.....	Belgium.....		246,611		
	Germany.....		1,410		
	United States.....				252,696
	Great Britain.....		4,675		
	Total.....		252,696		252,696
Iron and steel	United States.....		62,288		59,266
	Germany.....		9,230		300
	Belgium.....		2,975		
	France.....		180		
	Newfoundland.....				668
	British Africa.....				22,070
	Great Britain.....		46,881		39,250
	Total.....		121,554		121,554

6-7 EDWARD VII., A. 1907

No. 25.—STATEMENT of the Quantity and Value of Merchandise received from Foreign Countries, &c.—*Continued.*

ARTICLES.	COUNTRIES.	RECEIVED FROM		SHIPPED TO	
		Quantity.	Value.	Quantity.	Value.
MANUFACTURES— <i>Con.</i>			§		§
Leather and manufactures.....	United States.....		130,350		621
	Great Britain.....		621		130,350
	Total.....		130,971		130,971
Oil cake.....	United States.....		256,412		
	Great Britain.....				11,834
	Belgium.....				244,578
Total.....		256,412		256,412	
Oils of all kinds.....		Galls.		Galls.	
	United States.....	1,325,255	191,365	213,254	124,202
	France.....	50	400		
	Belgium.....	19,500	10,195		
	Newfoundland.....			124,518	17,613
	Mexico.....			400	120
	British Africa.....			3,690	2,002
	Cuba.....			9,670	350
	Germany.....			21,680	10,979
	Great Britain.....	195,374	107,503	1,166,997	154,197
	Total.....	1,540,179	309,463	1,540,179	309,463
Paper and manufactures.....	United States.....		104,460		23,635
	Belgium.....		6,425		
	France.....		120		
	British Africa.....				3,390
	Newfoundland.....				320
	Great Britain.....		17,090		100,750
Total.....		128,095		128,095	
Spirits and wines.....		Galls.		Galls.	
	United States.....	1,626	3,046	196,811	486,711
	Belgium.....	40,588	154,763		
	Holland.....	3,025	5,500		
	Germany.....	2,713	6,182		
	Mexico.....			597	1,715
	Newfoundland.....			330	660
	France.....	18,942	73,571		
Great Britain.....	132,231	248,592	1,387	2,568	
Total.....	199,125	491,654	199,125	491,654	
Sugar.....		Lbs.		Lbs.	
	United States.....	3,449,000	118,640		
	Great Britain.....			3,449,000	118,640
Total.....	3,449,000	118,640	3,449,000	118,640	

SESSIONAL PAPER No. 11

No. 25.—STATEMENT of the Quantity and Value of Merchandise received from Foreign Countries, &c.—*Concluded.*

ARTICLES.	COUNTRIES.	RECEIVED FROM		SHIPPED TO	
		Quantity.	Value.	Quantity.	Value.
		Lbs.	\$	Lbs.	\$
Glucose	United States...	4,925,102	119,082		
	British Africa...			350,756	8,237
	Newfoundland...			41,872	800
	Great Britain...			4,532,474	110,045
	Total.....	4,925,102	119,082	4,925,102	119,082
Tobacco	United States..	505,082	51,498		
	Belgium.....			35,915	17,957
	Newfoundland..			57,741	12,624
	Great Britain...			411,426	20,917
	Total.....	505,082	51,498	505,082	51,498
Tea	United States...	4,717	471	584,358	150,688
	Great Britain...	584,358	150,688	4,717	471
	Total.....	589,075	151,159	589,075	151,159
Wood and manufactures of	United States...		145,562		20,550
	British Africa ..				41,605
	Belgium.....				1,250
	Newfoundland..				3,330
	Great Britain...		20,550		99,377
Total.....		166,112		166,112	
Other articles.....	United States...		528,877		354,510
	Germany.....		17,211		
	British Africa ..		50		85,910
	Newfoundland ..		30		18,767
	Holland.....		1,384		
	Mexico.....		8,000		2,700
	France.....		15,988		279
	Belgium.....		137,943		21,193
	Cuba.....				190
	Great Britain...		177,443		403,467
Total.....		886,926		886,926	
Total, manufactures.....			4,002,718		4,002,718

6-7 EDWARD VII., A. 1907

No. 25.—SUMMARY STATEMENT of the Value of Merchandise received from Foreign
Montreal for the United States and other Countries during the Fiscal Year
Montreal for Transhipment to

	COUNTRIES RECEIVED FROM.									
	Great Britain.	United States.	France.	Ger- many.	New- found- land.	Belgium	B. W. Indies	Hol- land.	Pr. Africa	Mexico.
	£	£	£	£	£	£	£	£	£	£
Produce of the mine,	5,592	4,970	4,025	150						
" fisheries,	24,813	17,280	1,525		12,251	31,590				
" forest...	19,175	196,837								
Animals and their produce.....	215,013	16,422,731	70,352			6,523				
Agricultural pro- ducts.....	28,546	994,308	18,805	2,400		34,555	305			
Manufactures.....	833,911	2,374,814	90,259	36,838	30	651,932	6,884	50	8,000	
Total.....	1,127,050	20,010,940	184,966	39,388	12,281	724,690	305	6,884	50	8,000

Total value of goods in transit through Montreal for transhipment for foreign countries:—

Fiscal year ended June 30, 1886.....	£ 5,745,606
" " 1887.....	7,645,393
" " 1888.....	8,058,888
" " 1889.....	10,314,396
" " 1890.....	12,714,705
" " 1891.....	13,202,292
" " 1892.....	9,423,862
" " 1893.....	9,313,904
" " 1894.....	8,186,145
" " 1895.....	8,027,366
" " 1896.....	14,191,628
" " 1897.....	11,077,825
" " 1898.....	9,378,657
" " 1899.....	10,485,519
" " 1900.....	13,160,009
" " 1901.....	10,707,369
" " 1902.....	11,382,567
" " 1903.....	11,689,912
" " 1904.....	15,224,361
" " 1905.....	14,095,449
" " 1906.....	22,114,464

PART II

GENERAL STATEMENTS

OF

IMPORTS, EXPORTS AND SHIPPING

OF THE

DOMINION OF CANADA

FOR THE

FISCAL YEAR ENDED JUNE 30

1906

6-7 EDWARD VII., A. 1907

NO. 1.—GENERAL STATEMENT (by Countries) of the Total Quantities and Values of consumption and the Duties Collected thereon in the Dominion

(Abbreviations: B. E., British East; B. W., British West; F. W.,

ARTICLES IMPORTED.	COUNTRIES.	TOTAL IMPORTS.		ENTERED		
		Quantity.	Value.	General Tariff.		
				Quantity.	Value.	Duty.
DUTIABLE GOODS.		Galls.	£	Galls.	£	£ cts.
Ale, beer and porter, in bottles.	Great Britain...	175,290	153,779	182,183	158,146	43,723 92
	B. W. Indies ..	7	5	7	5	1 68
	Newfoundland..	7	12	7	12	1 68
	Aust.-Hungary..	1,340	728	1,440	805	345 60
	Belgium.....	164	55	164	55	39 36
	France.....	3	1	3	1	0 72
	Germany.....	4,347	2,784	320	269	76 80
	United States...	352,742	204,205	355,897	202,012	85,415 28
Total		533,900	361,569	540,021	361,305	129,605 04
" " casks..	Great Britain...	9,002	3,339	8,169	3,246	1,307 04
	B. W. Indies ...	36	15	36	15	5 76
	Aust.-Hungary..	4,077	1,565	2,289	986	366 24
	Germany.....	16,380	5,384			
	United States...	197,382	40,208	193,871	37,777	31,619 36
Total		226,877	50,511	204,365	42,024	32,698 40
Ginger ale	Great Britain...		15,798		987	197 40
	United States...		373		373	74 60
	Total		16,171		1,360	272 00
Animals, living, viz.:— Hogs.....	United States...	Lbs. 6,583,642	386,995	Lbs. 124,795	7,233	1,871 93
		No. 14,297	186,338	No. 14,277	182,963	36,592 60
Horned cattle	United States...					
	Great Britain...	1	25	1	25	5 00
	B. W. Indies ...	1	50	1	50	10 00
	United States...	17,147	1,078,813	16,338	744,513	148,902 60
Total		17,149	1,078,888	16,340	744,588	148,917 60
Sheep	Great Britain...	138	1,950			
	United States...	69,985	199,962	69,985	199,962	39,992 40
	Total		70,123	201,912	69,985	199,962
All other, not elsewhere speci- fied.....	Great Britain...		294		167	33 40
	British Africa ..		1		1	0 20
	B. W. Indies ...		42		42	8 40
	France.....		4		4	0 80
	Germany.....		186			
	United States...		55,190		52,444	10,488 80
Total			55,717		52,658	10,531 60

SESSIONAL PAPER No. 11

Merchandise imported; also of the Quantities and Values of the same entered for Con- of Canada, during the Fiscal Year ended June 30, 1906.

French West; Dan. W., Danish West; N.E.S., not elsewhere specified.)

FOR HOME CONSUMPTION.

Preferential Tariff.			Surtax Tariff.			Total.		
Quantity.	Value.	Duty.	Quantity.	Value.	Duty.	Quantity.	Value.	Duty Collected.
Galls.	\$	\$ cts.	Galls.	\$	\$ cts.	Galls.	\$	\$ cts.
			86	61	27 52	182,269	158,207	43,751 44
						7	5	1 68
						7	12	1 68
						1,440	805	345 60
						164	55	39 36
						3	1	0 72
			3,767	2,481	1,205 47	4,087	2,750	1,282 27
			75	42	24 00	355,972	262,054	85,439 28
			3,928	2,584	1,256 99	543,949	363,859	130,862 03
						8,169	3,246	1,307 04
						36	15	5 76
						2,289	986	366 24
			16,070	5,391	3,428 31	16,070	5,391	3,428 31
			4,053	2,171	864 64	197,924	39,948	31,884 00
			20,123	7,562	4,292 95	224,488	49,586	36,991 35
	13,414	1,788 55					14,401	1,985 95
							373	74 60
	13,414	1,788 55					14,774	2,060 55
Lbs.			Lbs.			Lbs.		
						124,795	7,233	1,871 93
No.			No.			No.		
						14,277	182,963	36,592 60
						1	25	5 00
						1	50	10 00
						16,338	744,513	148,902 60
						16,340	744,588	148,917 60
						69,985	199,962	39,992 40
						69,985	199,962	39,992 40
	37	4 94		90	24 00		294	62 34
							1	0 20
							42	8 40
							4	0 80
				186	49 59		186	49 59
				102	27 20		52,546	10,516 00
	37	4 94		378	100 79		53,073	10,637 33

6-7 EDWARD VII., A. 1907

No. 1.—GENERAL STATEMENT

ARTICLES IMPORTED.	COUNTRIES.	TOTAL IMPORTS.		ENTERED		
		Quantity.	Value.	General Tariff.		
				Quantity.	Value.	Duty.
DUTIABLE GOODS— <i>Con.</i>			\$		\$	\$ cts.
Antiseptic surgical dressings such as absorbent cotton, cotton wool, lint, lamb's wool, tow, jute, gauzes and oakum, prepared for use as surgical dressings, plain or medicated.	Great Britain.....		11,081		25	5 00
	France.....		238		238	47 60
	United States.....		56,850		57,375	11,475 00
	Total		68,169		57,638	11,527 60
Bagatelle tables or boards		No.		No.		
	Great Britain.....	1	17			
	United States.....	615	197	615	197	68 95
Total		616	214	615	197	68 95
Bags which contained cement..	Great Britain.....		9,150			
	Belgium.....		1,622		1,789	447 25
	France.....		285		285	71 25
	Germany.....		579			
	United States.....		160,839		157,908	39,499 50
Total		172,475		160,072	40,018 00	
Baking powders.....		Lbs.		Lbs.		
	Great Britain.....	12	8			
	United States.....	378,722	106,628	491,168	138,577	29,470 08
Total		378,734	106,636	491,168	138,577	29,470 08
Balls, cues and racks and cue tips for bagatelle boards and billiard tables.....	Great Britain.....		1,361		6	2 10
	France.....		1,646		1,646	576 10
	United States.....		5,075		5,075	1,776 25
	Total		8,082		6,727	2,354 45
Baskets of all kinds, N.E.S.	Great Britain.....		4,652		752	225 60
	Australia.....		13		13	3 90
	B. W. Indies.....		5		5	1 50
	Hong Kong.....		28		28	8 40
	Aust.-Hungary.....		705		705	211 50
	Belgium.....		2,316		2,316	694 80
	China.....		143		143	42 90
	France.....		4,222		3,998	1,199 40
	Germany.....		17,889		27	8 10
	Holland.....		300		161	48 30
	Japan.....		9,960		8,979	2,693 70
	Spain.....		40		11	3 30
	Switzerland.....		38		38	11 40
	United States.....		18,562		17,769	5,330 70
Total		58,873		34,945	10,483 50	

SESSIONAL PAPER No. 11

OF IMPORTS—Continued.

FOR HOME CONSUMPTION.

Preferential Tariff.			Surtax Tariff.			Total.		
Quantity.	Value.	Duty.	Quantity.	Value.	Duty.	Quantity.	Value.	Duty Collected.
	\$	\$ cts.		\$	\$ cts.		\$	\$ cts.
	11,523	1,536 58					11,548	1,541 58
							238	47 60
							57,375	11,475 00
	11,523	1,536 58					69,161	13,064 18
No.			No.			No.		
1	17	3 96				1	17	3 96
						615	197	68 95
1	17	3 96				616	214	72 91
	9,150	1,525 05					9,150	1,525 05
				171	57 00		1,960	504 25
				579	192 94		285	71 25
				300	100 00		579	192 94
							158,298	39,599 50
	9,150	1,525 05		1,050	349 94		170,272	41,892 99
Lbs.			Lbs.			Lbs.		
12	8	0 48				12	8	0 48
						491,168	138,577	29,470 08
12	8	0 48				491,180	138,585	29,470 56
	1,355	316 15					1,361	318 25
							1,643	576 10
							5,075	1,776 25
	1,355	316 15					8,082	2,670 60
	3,588	717 60		312	124 80		4,652	1,068 00
							15	3 90
							5	1 50
							28	8 40
							705	211 50
							2,316	694 80
							143	42 90
				224	89 60		4,222	1,289 00
				17,832	7,132 80		17,859	7,140 90
				139	55 60		300	103 90
							8,979	2,693 70
							11	3 30
							38	11 40
				839	335 60		18,608	5,666 30
	3,588	717 60		19,346	7,738 40		57,879	18,939 50

6-7 EDWARD VII., A. 1907

No. 1.—GENERAL STATEMENT

ARTICLES IMPORTED.	COUNTRIES.	TOTAL IMPORTS.		ENTERED		
		Quantity.	Value.	General Tariff.		
				Quantity	Value.	Duty.
			£		£	£ cts.
DUTIABLE GOODS— <i>Con.</i>						
Belting of all kinds, except rubber and leather.....	Great Britain.....		46,239		657	131 40
	France.....		58		58	11 60
	Germany.....		290			
	United States.....		31,636		31,636	6,327 20
	Total.....		78,223		32,351	6,470 20
Belts, surgical, and trusses, electric belts, pessaries and suspensory bandages of all kinds.....	Great Britain.....		4 030		189	37 80
	France.....		416		416	83 20
	Germany.....		192			
	United States.....		20,754		20,737	4,147 40
	Total.....		25,392		21,342	4,268 40
Belts of all kinds, N.O.P.....	Great Britain.....		43,435		1,647	576 45
	Hong Kong.....		1		1	0 35
	Aust.-Hungary.....		566		566	198 10
	China.....		9		9	3 15
	France.....		4,670		4,645	1,625 75
	Germany.....		2,008			
	Japan.....		83		83	29 05
	United States.....		38,527		38,691	13,541 85
Total.....		89,299		45,642	15,974 70	
Bells and gongs, N.E.S.....	Great Britain.....		1,166		351	105 30
	Hong Kong.....		8		8	2 40
	Aust.-Hungary.....		281		281	84 30
	France.....		327		327	98 10
	Germany.....		868			
	United States.....		35,505		35,516	10,654 80
Total.....		38,714		37,042	11,112 60	
Billiard tables.....		No.		No.		
	Great Britain.....	21	4,310	1	280	98 00
	United States.....	461	28,606	461	28,606	10,012 10
Total.....		482	32,916	462	28,886	10,110 10
Blacking, shoe and shoemakers' ink; shoe, harness and leather dressing, N.O.P.....	Great Britain.....		6,732		707	176 75
	Belgium.....		110		110	27 50
	France.....		709		709	177 25
	United States.....		79,279		79,008	19,752 00
	Total.....		86,830		80,534	20,133 50
Blinds of wood, metal or other material, not textile or paper.....	Japan.....		264		264	79 20
	United States.....		5,238		5,238	1,571 40
	Total.....		5,502		5,502	1,650 60

SESSIONAL PAPER No. 11

OF IMPORTS—Continued.

FOR HOME CONSUMPTION.

Preferential Tariff.			Surtax Tariff.			Total.		
Quantity.	Value.	Duty.	Quantity	Value.	Duty.	Quantity.	Value.	Duty Collected.
	\$	\$ cts.		\$	\$ cts.		\$	\$ cts.
.....	43,902	5,853 73	44,559	5,985 13
.....			58	11 60
.....			290	77 33	290	77 33
.....			31,636	6,327 20
.....	43,902	5,853 73	290	77 33	76,543	12,401 26
.....				
.....	3,841	512 17	4,030	549 97
.....			416	83 20
.....			192	51 20	192	51 20
.....			17	4 53	20,754	4,151 93
.....	3,841	512 17	209	55 73	25,392	4,836 30
.....				
.....	39,565	9,232 20	245	114 32	41,457	9,922 97
.....			1	0 35
.....			566	198 10
.....			9	3 15
.....			25	11 66	4,670	1,637 41
.....			2,008	937 20	2,008	937 20
.....			83	29 05
.....			83	38 72	38,774	13,580 57
.....	39,565	9,232 20	2,361	1,101 90	87,568	26,308 80
.....				
.....	779	155 80	36	14 40	1,166	275 50
.....			8	2 40
.....			281	84 30
.....			327	98 10
.....			868	347 20	868	347 20
.....			559	167 70
.....			35,516	10,654 80
.....	779	155 80	904	361 60	38,725	11,630 00
No.			No.			No.		
20	4,030	940 36			21	4,310	1,038 36
.....					461	28,606	10,012 10
20	4,030	940 36			482	32,916	11,050 46
.....				
.....	5,879	979 92	6,586	1,156 67
.....			110	27 50
.....			709	177 25
.....			79,008	19,752 00
.....	5,879	979 92	86,413	21,113 42
.....				
.....			264	79 20
.....			5,238	1,571 40
.....			5,502	1,650 60

6-7 EDWARD VII., A. 1907

No. 1.—GENERAL STATEMENT

ARTICLES IMPORTED.	COUNTRIES.	TOTAL IMPORTS.		ENTERED			
		Quantity.	Value.	General Tariff.			
				Quantity.	Value.	Duty.	
			§		§	§ cts	
DUTIABLE GOODS— <i>Con.</i>							
Blueing—Laundry blueing of all kinds	Great Britain...		23,299				
	United States...		3,243		3,243	810 75	
	Total		26,542		3,243	810 75	
Boats—Open pleasure sail boats, skiffs and canoes.....		No.		No.			
	Great Britain...	10	1,022	4	422	105 50	
	Newfoundland...	3	26	3	26	6 50	
	United States...	499	90,208	498	89,747	22,436 75	
	Total	512	91,256	505	90,195	22,548 75	
Bolsters and pillows	Great Britain...		846		36	10 80	
	France.....		34		34	10 20	
	Roumania.....		8		8	2 40	
	Switzerland.....		162		162	48 60	
	United States...		8,919		8,861	2,658 30	
	Total		9,969		9,101	2,730 30	
Books, printed; periodicals and pamphlets, N.E.S.	Great Britain...		228,011		12,927	1,292 70	
	Newfoundland...		25		25	2 50	
Books—Novels or works of fiction, or literature of a similar character, unbound or paper bound, or in sheets, including freight rates for railways and telegraph rates, bound in book or pamphlet form, not including Christmas annuals or publications commonly known as juvenile and toy books	Belgium.....		1,166		1,166	116 60	
	China.....		18		18	1 80	
	France.....		45,065		46,004	4,600 40	
	Germany.....		1,991				
	Holland.....		105		105	10 50	
	Turkey.....		91		91	9 10	
	United States...		770,039		768,858	76,885 80	
	Total		1,046,511		829,194	82,919 40	
	Bank notes, bonds, bills of exchange, cheques, promissory notes, drafts, and all similar work unsigned, and cards or other commercial blank forms printed or lithographed, or printed from steel or copper or other plates, and other printed matter, N.E.S.	Great Britain...		19,117		713	142 60
		Belgium.....		72		72	14 40
France.....			1,384		1,384	276 80	
Germany.....			582				
United States...			78,168		78,227	15,645 40	
Total		99,323		80,396	16,079 20		
Bank notes, bonds, bills of exchange, cheques, promissory notes, drafts, and all similar work unsigned, and cards or other commercial blank forms printed or lithographed, or printed from steel or copper or other plates, and other printed matter, N.E.S.	Great Britain...		10,822		389	136 15	
	Newfoundland...		30				
	Hong Kong.....		2		2	0 70	
	Aust.-Hungary.....		113		113	39 55	
	China.....		23		23	8 05	
	France.....		193		184	64 40	
	Germany.....		4,022				
	Japan.....		61		61	21 35	
	Switzerland.....		8		8	2 80	
	United States...		109,761		109,634	38,371 90	
	Total		125,035		110,414	38,644 90	

SESSIONAL PAPER No. 11
OF IMPORTS—Continued.

FOR HOME CONSUMPTION.

Preferential Tariff.			Surtax Tariff.			Total.		
Quantity.	Value.	Duty.	Quantity.	Value.	Duty.	Quantity.	Value.	Duty Collected.
	\$	\$ cts.		\$	\$ cts.		\$	\$ cts.
	23,583	3,930 59					23,583	3,930 59
							3,243	810 75
	23,583	3,930 59					26,826	4,741 34
No.			No.			No.		
6	600	100 01				10	1,022	205 51
						3	26	6 50
						498	89,747	22,436 75
6	600	100 01				511	90,795	22,648 76
	810	162 00					846	172 80
							34	10 20
							8	2 40
							162	48 60
							8,861	2,658 30
	810	162 00					9,911	2,892 30
	212,055	14,137 84		1,973	263 06		226,955	15,693 60
							25	2 50
							1,166	116 60
							18	1 80
				73	9 73		46,077	4,610 13
				1,991	265 44		1,991	265 44
							105	10 50
							91	9 10
				461	61 86		769,322	76,947 66
	212,055	14,137 84		4,501	600 09		1,045,750	97,657 33
	18,474	2,463 43		183	48 80		19,370	2,654 83
							72	14 40
							1,384	276 80
				582	155 23		582	155 23
							78,227	15,645 40
	18,474	2,463 43		765	204 33		99,635	18,746 66
	10,258	2,393 64		129	60 20		10,776	2,589 99
							2	0 70
							113	39 55
							23	8 05
							144	64 40
				2,530	1,180 67		2,530	1,180 67
							61	21 35
							8	2 80
				285	133 00		109,919	38,504 90
	10,258	2,393 64		2,944	1,373 87		123,616	42,412 41

6-7 EDWARD VII., A. 1907

No. 1.—GENERAL STATEMENT

ARTICLES IMPORTED.	COUNTRIES.	TOTAL IMPORTS.		ENTERED		
		Quantity.	Value.	General Tariff.		
				Quantity.	Value.	Duty.
		Lbs.	§	Lbs.	§	§ cts.
DUTIABLE GOODS—<i>Con.</i>						
Books— <i>Con.</i>						
Posters, advertising bills and folders.	Great Britain...	1,381	282	161	42	24 15
	France.....	300	74	300	74	45 00
	United States..	106,166	23,453	106,106	23,453	15,915 90
	Total	107,787	23,809	106,567	23,569	15,985 05
Labels for cigar boxes, fruits, vegetables, meat, fish, confectionery and other goods; also shipping, price or other tags, tickets or labels; and railroad or other tickets, whether lithographed or printed or partly printed, N.E.S.	Great Britain.....		10,363		502	175 70
	Belgium.....		292			
	France.....		1,083		1,346	471 10
	Germany.....		20,431			
	Holland.....		36		6	2 10
	Japan.....		67		67	23 45
	Spain.....		3		3	1 05
	United States..		138,741		137,593	48,158 25
	Total		170,926		139,519	48,831 65
Maps and charts, N.E.S.	Great Britain.....		4,940		88	17 60
	Aust.-Hungary..		14		14	2 80
	France.....		567		567	113 40
	Japan.....		261		261	52 20
	United States..		15,120		15,082	3,016 40
	Total		20,902		16,012	3,202 40
Newspapers, or supplemental editions or parts thereof partly printed and intended to be completed and published in Canada.	United States..		2,874		2,874	718 50
Advertising pamphlets, pictorial show cards, illustrated advertising periodicals, illustrated price books, catalogues and price lists; advertising calendars and almanacs; patent medicine or other advertising circulars, fly sheets or pamphlets.	Great Britain...	59,340	13,958	12,810	2,793	1,921 50
	Australia.....	75	32	75	32	11 25
	Hong Kong....	100	6	100	6	15 00
	Aust.-Hungary..	437	528	437	528	65 55
	Belgium.....	16	7	16	7	2 40
	France.....	5,060	1,280	4,353	1,089	632 95
	Germany.....	4,890	1,114	22	5	3 30
	Holland.....	483	108	308	73	46 20
	Italy.....	111	11	111	11	16 65
	Japan.....	84	29	84	29	12 60
	Spain.....	14	5	14	5	2 10
	Switzerland....	276	152	219	56	32 85
	Turkey.....	22	5	22	5	3 30
	United States..	600,717	143,781	582,567	141,326	87,385 05
	Total	671,625	161,016	601,138	145,965	90,170 70

SESSIONAL PAPER No. 11

OF IMPORTS—Continued.

FOR HOME CONSUMPTION.

Preferential Tariff.			Surtax Tariff.			Total.		
Quantity.	Value.	Duty.	Quantity.	Value.	Duty.	Quantity.	Value.	Duty Collected.
Lbs.	\$	\$ cts.	Lbs.	\$	\$ cts.	Lbs.	\$	\$ cts.
1,220	240	122 00				1,381	282	146 15
						300	74	45 00
						106,106	23,453	15,915 90
1,220	240	122 00				107,787	23,809	16,107 65
	9,274	2,164 11		620	289 32		10,396	2,629 13
				202	94 26		202	94 26
							1,316	471 10
				20,330	9,487 45		20,330	9,487 45
							6	2 10
							67	23 45
							3	1 05
				1,627	759 26		139,222	48,917 51
	9,274	2,164 11		22,779	10,630 29		171,572	61,626 05
	4,852	617 01					4,940	664 61
							14	2 80
							567	113 40
							261	52 20
				38	10 13		15,120	3,026 53
	4,852	617 01		38	10 13		20,902	3,859 54
							2,784	718 50
46,101	11,129	4,610 10	80	20	16 00	58,991	13,942	6,547 60
							75	11 25
							100	15 00
							437	65 55
							16	2 40
							4,353	652 95
			4,868	1,109	972 60	4,890	1,114	976 90
							308	46 20
							111	16 65
							84	12 60
							14	2 10
							219	32 85
							22	3 30
			3,749	1,283	749 80	586,316	142,609	88,134 85
46,101	11,129	4,610 10	8,697	2,412	1,739 40	655,936	159,506	96,520 20

6-7 EDWARD VII., A. 1907

No. 1.—GENERAL STATEMENT

ARTICLES IMPORTED.	COUNTRIES.	TOTAL IMPORTS.		ENTERED		
		Quantity.	Value.	General Tariff.		
				Quantity.	Value.	Duty.
		Lbs.	\$	Lbs.	\$	\$ cts.
DUTIABLE GOODS—<i>Con.</i>						
Books—<i>Con.</i>						
Chromos, chromotypes, oleographs, or like work produced by any process other than hand painting or drawing, and having any advertisement or advertising matter printed, lithographed or stamped thereon, or attached thereto, or other similar artistic work, lithographed, printed or stamped on paper or cardboard for business or advertisement purposes, N.O.P.	Great Britain	20	2			
	United States	3,962	898	3,962	898	594 30
	Total	3,982	900	3,962	898	594 30
Printed music, bound or in sheets						
	Great Britain		20,916		1,520	152 00
	Hong Kong		2		2	0 20
	France		573		573	57 30
	Germany		1,992			
	United States		86,783		86,638	8,663 80
	Total		110,266		88,733	8,873 30
Photographs, chromos, chromotypes, artotypes, oleographs, paintings, drawings, pictures, engravings or prints, or proofs therefrom, and similar works of art, N.O.P.; blue prints and building plans						
	Great Britain		166,849		6,806	1,361 20
	Hong Kong		71		71	14 20
	Aust.-Hungary		2,831		651	130 20
	Belgium		2,171		2,171	434 20
	China		32		32	6 40
	France		19,481		18,362	3,672 40
	Germany		81,089		36	7 20
	Holland		274		270	54 00
	Italy		1,817		1,817	363 40
	Japan		754		754	150 80
	Switzerland		2,817		2,817	563 40
	Turkey		45		45	9 00
	United States		328,244		303,081	60,616 20
	Total		606,475		336,913	67,382 60
Boot, shoe and stay laces of any material						
	Great Britain		85,567		7,220	2,166 00
	Belgium		21,165		21,165	6,349 50
	France		5,176		5,404	1,621 20
	Germany		10,825			
	United States		12,784		13,072	3,921 60
	Total		135,517		46,861	14,058 30

SESSIONAL PAPER No. 11

OF IMPORTS—Continued.

FOR HOME CONSUMPTION.

Preferential Tariff.			Surtax Tariff.			Total.		
Quantity.	Value.	Duty.	Quantity.	Value.	Duty.	Quantity.	Value.	Duty Collected.
Lbs.	\$	\$ cts.	Lbs.	\$	\$ cts.	Lbs.	\$	\$ cts.
20	2	2 00				20	2	2 00
						3,962	898	594 30
20	2	2 00				3,982	900	596 30
	18,669	1,244 70		727	96 93		20,916	1,493 63
							2	0 20
							573	57 30
				1,992	265 65		1,992	265 65
				145	19 33		86,783	8,683 13
	18,669	1,244 70		2,864	381 91		110,266	10,499 91
	96,246	12,833 22		18,574	4,953 06		121,626	19,147 48
							71	14 20
				2,180	581 33		2,831	711 53
							2,171	434 29
							32	6 40
				722	192 53		19,084	3,864 93
				81,178	21,647 35		81,214	21,654 55
							270	54 00
							1,817	363 40
							754	150 80
							2,817	563 40
							45	9 00
				15,942	4,251 20		319,023	64,867 40
	96,246	12,833 22		118,596	31,625 47		551,755	111,841 29
	73,718	14,743 60		1,505	602 00		82,443	17,511 60
							21,165	6,349 50
							5,494	1,621 20
				10,825	4,330 00		10,825	4,330 00
							13,072	3,921 60
	73,718	14,743 60		12,330	4,932 00		132,909	33,733 90

6-7 EDWARD VII., A. 1907

No. 1.—GENERAL STATEMENT

ARTICLES IMPORTED.	COUNTRIES.	TOTAL IMPORTS.		ENTERED		
		Quantity.	Value.	General Tariff.		
				Quantity.	Value.	Duty.
DUTIABLE GOODS— <i>Con.</i>			\$		\$	\$ cts.
Boots and shoes, and slippers of all kinds, except rubber and leather.....	Great Britain.....		37,259		1,218	304 50
	Hong Kong.....		5,092		5,092	1,273 00
	Aust.-Hungary.....		500		500	125 00
	China.....		7,051		7,051	1,762 75
	France.....		7,896		7,897	1,974 25
	Germany.....		10,123			
	Japan.....		505		505	126 25
	Norway.....		223		223	55 75
	St. Pierre.....		6		6	1 50
	Switzerland.....		132		132	33 00
	United States.....		27,807		26,828	6,707 00
	Total.....		96,594		49,452	12,363 00
Braces or suspenders, and metal parts of.....	Great Britain.....		23,916		2,284	799 40
	China.....		9		9	3 15
	France.....		5,052		5,052	1,768 20
	Germany.....		43			
	United States.....		55,972		56,202	19,670 70
	Total.....		84,992		63,547	22,241 45
Brass and manufactures of— Nails, tacks, rivets and burrs or washers.....	Great Britain.....		867			
	France.....		45		45	13 50
	Germany.....		1,605			
	United States.....		6,828		6,828	2,048 40
	Total.....		9,345		6,873	2,061 90
Pumps.....	Great Britain.....		328		5	1 50
	Germany.....		39			
	United States.....		23,653		23,161	6,948 30
	Total.....		24,020		23,166	6,949 80
Wire, plain.....	Great Britain.....	Lbs.	23,952	3,992		
	France.....		7	3	7	3
	Germany.....		860	339		
	United States.....		152,034	22,953	149,357	21,615
	Total.....		176,853	27,287	149,364	21,618
Wire cloth, &c., N. E. S.....	Great Britain.....		32,314		160	40 00
	France.....		1,274		1,274	318 50
	Germany.....		575			
	United States.....		10,662		10,662	2,665 50
	Total.....		44,825		12,096	3,024 00

SESSIONAL PAPER No. 11

OF IMPORTS—Continued.

FOR HOME CONSUMPTION.

Preferential Tariff.			Surtax Tariff.			Total.		
Quantity.	Value.	Duty.	Quantity.	Value.	Duty.	Quantity.	Value.	Duty Collected.
	\$	\$ cts.		\$	\$ cts.		\$	\$ cts.
.....	40,037	6,673 06	256	85 33	41,511	7,062 89
.....			5,092	1,273 00
.....			500	125 00
.....			7,051	1,762 75
.....			7,897	1,974 25
.....			10,595	3,531 66	10,595	3,531 66
.....			505	126 25
.....			223	55 75
.....			6	1 50
.....			132	33 00
.....			26,828	6,707 00
.....	40,037	6,673 06	10,851	3,616 99	100,340	22,653 05
.....	21,182	4,942 71	10	4 66	23,476	5,746 77
.....			9	3 15
.....			5,052	1,768 20
.....			43	20 07	43	20 07
.....			56,202	19,670 70
.....	21,182	4,942 71	53	24 73	84,782	27,208 89
.....	867	173 40	867	173 40
.....			45	13 50
.....			1,605	642 00	1,605	642 00
.....			6,828	2,048 40
.....	867	173 40	1,605	642 00	9,345	2,877 30
.....	323	64 60	328	66 10
.....			39	15 60	39	15 60
.....			23,161	6,948 30
.....	323	64 60	39	15 60	23,528	7,030 00
Lbs.			Lbs.			Lbs.		
23,952	3,992	266 19			23,952	3,992	266 19
.....			7	3 00
.....			860	339	860	339
.....			2,533	1,307	151,890	2,335 78
23,952	3,992	266 19	3,393	1,646	219 48	176,709	27,256	2,647 47
.....	32,154	5,358 97	32,314	5,398 97
.....			1,274	318 50
.....			575	191 67	575	191 67
.....			10,662	2,665 50
.....	32,154	5,358 97	575	191 67	44,825	8,574 64

6-7 EDWARD VII., A. 1907

No. 1.—GENERAL STATEMENT

ARTICLES IMPORTED.	COUNTRIES.	TOTAL IMPORTS.		ENTERED		
		Quantity.	Value.	General Tariff.		
				Quantity.	Value.	Duty.
DUTIABLE GOODS— <i>Con.</i>			§		§	§ cts.
Brass— <i>Con.</i>						
Manufactures of, N.O.P.	Great Britain.....		72,158		2,125	637 50
	Australia.....		340		340	102 00
	B. E. Indies.....		764		165	49 50
	B. W. Indies.....		15		15	4 50
	Hong Kong.....		97		97	29 10
	Aust.-Hungary.....		3,248		3,246	973 80
	Belgium.....		171		171	51 30
	China.....		302		302	90 60
	France.....		12,498		12,852	3,855 60
	Germany.....		15,249		42	12 60
	Holland.....		117		117	35 10
	Italy.....		58		58	17 40
	Japan.....		6,398		6,398	1,919 40
	Switzerland.....		16		16	4 80
	United States.....		669,499		668,089	200,426 70
	Total.....		789,840		694,033	208,209 90
Breadstuffs, &c., viz.:		Lbs.		Lbs.		
Arrowroot.....	Great Britain.....	13,883	761			
	Australia.....	1,120	40	1,120	40	8 00
	B. W. Indies.....	10,193	353	2,190	88	17 60
	China.....	1,693	9	1,693	9	1 80
	United States.....	1,708	98	1,744	100	20 00
	Total.....	28,597	1,261	6,747	237	47 40
Biscuits of all kinds not sweetened.....	Great Britain.....	39,535	4,409	400	38	9 50
	Hong Kong.....	4,929	149	4,929	149	37 25
	Newfoundland.....	1,080	57	1,080	57	14 25
	China.....	4,191	166	4,191	166	41 50
	France.....	110	44			
	Holland.....	660	84	660	84	21 00
	Japan.....	15,988	633	15,988	633	158 25
	Turkey.....	2,974	64	2,974	64	16 00
	United States.....	205,101	12,924	202,404	12,658	3,164 50
	Total.....	274,568	18,550	232,626	13,849	3,462 25
Biscuits of all kinds sweetened.....	Great Britain.....	183,032	29,317	521	72	19 80
	Hong Kong.....	12,158	320	12,158	320	88 00
	Belgium.....	511	44	511	44	12 10
	China.....	14,928	501	14,928	501	137 78
	France.....	1,275	327	1,236	312	85 80
	Japan.....	5,847	389	5,847	389	106 97
	Turkey.....	716	74	716	74	20 35
	United States.....	37,618	4,693	37,408	4,670	1,284 51
	Total.....	256,085	35,665	73,325	6,382	1,755 31
Macaoni and vermicelli.....	Great Britain.....	27,393	1,137	29,893	1,225	306 25
	Hong Kong.....	10,234	204	10,234	204	51 00
	China.....	20,833	460	20,833	460	115 00
	France.....	772,590	35,676	820,849	36,547	9,136 75
	Italy.....	1,439,684	49,268	1,400,255	48,851	12,212 75
	Japan.....	21,404	588	21,404	588	147 00
	St. Pierre.....	40	5	40	5	1 25
	United States.....	493,157	19,243	490,671	19,188	4,797 00
	Total.....	2,785,335	106,581	2,793,579	107,068	26,767 00

SESSIONAL PAPER No. 11

OF IMPORTS—Continued.

FOR HOME CONSUMPTION.

Preferential Tariff.			Surtax Tariff.			Total.		
Quantity.	Value.	Duty.	Quantity.	Value.	Duty.	Quantity.	Value.	Duty Collected.
	\$	\$ cts.		\$	\$ cts.		\$	\$ cts.
.....	69,479	13,895 80	270	108 00	71,874	14,641 30
.....	599	119 80	340	102 00
.....			764	169 30
.....			15	4 50
.....			97	29 10
.....			3,246	973 80
.....			171	51 30
.....			302	90 60
.....			15,199	6,079 60	12,852	3,855 60
.....			15,241	6,092 20
.....			117	35 16
.....			58	17 40
.....			6,398	1,919 40
.....			16	4 80
.....			192	76 80	668,281	200,593 70
.....	70,078	14,015 60	15,661	6,264 40	779,772	228,489 90
Lbs.			Lbs.			Lbs.		
16,498	853	113 74				16,498	853	113 74
.....			1,120	40 8 00
8,003	265	35 36	10,193	353 52 96
.....			1,693	9 1 80
.....			1,744	100 29 00
24,501	1,118	149 10			31,248	1,355	196 50
39,135	4,371	728 59			39,535	4,409	738 09
.....			4,929	149 37 25
.....			1,080	57 14 25
.....			4,191	166 41 50
.....			660	84 21 00
.....			15,988	633 158 25
.....			2,974	64 16 00
.....			202,404	12,658 3,164 50
39,135	4,371	728 59			271,761	18,220	4,190 84
181,920	29,169	5,348 22			182,441	29,241	5,368 02
.....			12,158	320 88 00
.....			511	44 12 10
.....			14,928	501 137 78
.....			1,236	312 85 80
.....			5,847	389 106 97
.....			716	74 20 35
.....			37,408	4,670 1,284 51
181,920	29,169	5,348 22			255,245	35,551	7,103 53
.....			29,893	1,225 306 25
.....			10,234	204 51 00
.....			29,833	460 115 00
.....			820,849	36,547 9,136 75
.....			1,400,255	48,851 12,212 75
.....			21,404	588 147 00
.....			40	5 1 25
.....			490,071	19,188 4,797 00
.....			2,793,579	107,068 26,767 00

6-7 EDWARD VII., A. 1907

No. 1.—GENERAL STATEMENT

ARTICLES IMPORTED.	COUNTRIES.	TOTAL IMPORTS.		ENTERED		
		Quantity.	Value.	General Tariff.		
				Quantity.	Value.	Duty.
		Lbs.	£	Lbs.	£	£ cts.
DUTIABLE GOODS—<i>Con.</i>						
Breadstuffs—<i>Con.</i>						
Rice, cleaned.....	Great Britain....	4,292,488	97,449	235,128	7,662	2,939 10
	B. E. Indies....	3,383,448	48,716	12,600	369	157 50
	B. W. Indies....	189,600	4,392			
	Hong Kong....	2,229,339	45,026	2,342,667	45,310	29,283 34
	China.....	4,811,006	93,877	4,856,140	94,431	60,701 68
	Holland.....	29,932	1,040	30,832	1,083	385 40
	Japan.....	1,173,965	32,613	1,137,877	31,025	14,223 46
	St. Pierre.....	114	16	114	16	1 42
	United States....	713,772	25,788	672,617	23,337	8,407 71
	Total.....	16,823,664	348,917	9,287,975	203,233	116,099 61
Rice, uncleaned, unhulled or paddy.....	Great Britain....	3,699,423	55,072	366,779	9,343	1,833 84
	B. E. Indies....	3,402,237	103,957	28,224	405	141 12
	Hong Kong....	1,399,200	23,828	1,399,200	23,828	6,996 00
	China.....	236,450	4,663	236,450	4,663	1,182 25
	Japan.....	4,294,452	107,339	4,363,037	108,823	21,815 23
	United States....	60,394	1,490	60,394	1,490	301 97
	Total.....	13,092,156	296,349	6,454,084	148,552	32,270 41
Rice and Sago Flour and Sago	Great Britain....	520,371	8,570			
	B. E. Indies....	188,650	3,553	112,528	1,467	366 75
	Hong Kong....	20,873	388	20,873	388	97 00
	China.....	65,130	1,183	65,130	1,183	295 75
	France.....	237	10			
	Japan.....	4,455	202	4,455	202	50 50
	United States....	40,890	1,402	39,856	1,351	337 75
	Total.....	840,606	15,308	242,842	4,591	1,147 75
Tapioca.....	Great Britain....	625,476	15,152	5,660	144	36 00
	B. E. Indies....	1,276,501	31,289	147,250	2,282	570 50
	China.....	2,510	91	2,510	91	22 75
	France.....	618	42	617	42	10 50
	United States....	198,287	8,133	205,635	8,273	2,068 25
	Total.....	2,103,392	54,707	361,672	10,832	2,708 00
Grain and Products of, viz.:—						
Barley.....	Great Britain....	240	263			
	United States....	1,923,755	900,325	2,785	1,632	489 60
	Total.....	1,923,995	900,588	2,785	1,632	489 60
Beans.....	Great Britain....	9	21			
	Hong Kong....	894	445	894	445	134 10
	China.....	899	478	899	478	134 85
	France.....	5	26	5	26	0 75
	Germany.....	2	8			
	Italy.....	313	496	313	496	46 95
	Japan.....	1,363	1,430	1,363	1,430	204 45
	St. Pierre.....	4	11	4	11	0 60
	Turkey.....	5	10	5	10	0 75
	United States....	24,003	43,016	23,612	42,245	3,541 80
	Total.....	27,497	45,941	27,095	45,141	4,064 25

SESSIONAL PAPER No. 11

OF IMPORTS—Continued.

FOR HOME CONSUMPTION.

Preferential Tariff.			Surtax Tariff.			Total.		
Quantity.	Value.	Duty.	Quantity.	Value.	Duty.	Quantity.	Value.	Duty Collected.
Lbs.	\$	\$ cts.	Lbs.	\$	\$ cts.	Lbs.	\$	\$ cts.
4,930,719	105,188	41,089 55				5,165,847	112,850	44,028 65
1,028,872	21,599	8,573 94				1,041,472	21,968	8,731 44
282,584	5,783	2,354 87				282,584	5,783	2,354 87
						2,342,667	45,310	29,283 34
						4,856,140	94,431	60,701 68
						30,832	1,083	385 40
						1,137,877	31,025	14,223 46
						114	16	1 42
			84,000	3,450	1,400 00	756,617	26,787	9,807 71
6,242,175	132,570	52,018 36	84,000	3,450	1,400 00	15,614,150	339,253	169,517 97
6,350,689	88,934	21,168 96				6,717,468	98,277	23,002 80
6,255,200	76,114	20,850 70				6,283,424	76,519	20,991 82
						1,399,200	23,828	6,996 00
						256,450	4,663	1,182 25
						4,363,037	108,823	21,815 23
						60,394	1,490	301 97
12,605,889	165,048	42,019 66				19,059,973	313,600	74,296 07
576,635	9,262	1,543 71				576,635	9,262	1,543 71
123,090	2,629	438 16				235,618	4,096	804 91
						20,873	388	97 00
						65,130	1,183	295 75
						4,455	202	50 50
						39,856	1,351	337 75
699,725	11,891	1,981 87				942,567	16,482	3,129 62
624,778	14,576	2,429 33				630,438	14,720	2,465 33
1,092,617	28,910	4,818 40				1,239,867	31,192	5,388 90
						2,510	91	22 75
						617	42	10 50
						205,635	8,273	2,068 25
1,717,395	43,486	7,247 73				2,079,067	54,318	9,953 73
Bush.			Bush.			Bush.		
240	263	52 60				240	263	52 60
						2,785	1,632	489 60
240	263	52 60				3,025	1,895	542 20
9	21	0 90				9	21	0 90
						894	445	134 10
						899	478	134 85
						5	26	0 75
			2	8	0 40	2	8	0 40
						313	496	46 95
						1,363	1,430	204 45
						4	11	0 60
						5	10	0 75
						23,612	42,245	3,541 80
9	21	0 90	2	8	0 40	27,106	45,170	4,063 55

6-7 EDWARD VII., A. 1907

No. 1.—GENERAL STATEMENT

ARTICLES IMPORTED.	COUNTRIES.	TOTAL IMPORTS.		ENTERED		
		Quantity.	Value.	General Tariff.		
				Quantity.	Value.	Duty.
DUTIABLE GOODS— <i>Con.</i>		Bush.	£	Bush.	£	£ cts
Grain and products of— <i>Con.</i>						
Buckwheat.....	United States...	99	120	99	120	9 90
Indian corn for purposes of distillation.....	Fiji.....	79	45	79	45	5 92
	United States...	1,898,104	1,036,981	1,349,697	721,608	101,227 37
	Total	1,898,183	1,037,026	1,349,776	721,653	101,233 29
Oats.....	Great Britain...	1,618	1,309			
	New Zealand...	680	396			
	United States...	2,613,847	1,194,595	44,000	20,351	4,400 00
	Total	2,616,145	1,196,300	44,000	20,351	4,400 00
Pease, N.E.S.....	China.....	8	4	8	4	0 80
	France.....	434	206	434	206	43 40
	Japan.....	40	39	40	39	4 00
	St. Pierre.....	4	13	4	13	0 40
	Turkey.....	324	286	324	286	32 40
	United States...	4,255	8,550	4,245	8,532	424 50
	Total	5,065	9,098	5,055	9,080	505 50
Rye.....	United States...	170,361	107,729	24,072	15,068	2,407 20
Wheat.....	Turkey.....	18	17	18	17	2 16
	United States...	676,678	579,622	64,909	49,724	7,789 08
	Total	676,696	579,639	64,927	49,741	7,791 24
Bran, mill feed, &c.....	Great Britain...		6,175		1,366	273 20
	United States...		66,153		66,218	13,243 60
	Total		72,328		67,584	13,516 80
Buckwheat meal or flour....		Lbs.		Lbs.		
	France.....	200	13	200	13	0 50
	Japan.....	225	12	225	12	0 56
	United States...	104,477	2,865	103,577	2,841	258 95
	Total	104,902	2,896	104,002	2,866	260 01
Indian or corn meal.....	Great Britain...	Brls.	7	21		
	United States...		27,947	71,254	26,706	69,830
	Total		27,954	71,275	26,706	69,830
Oatmeal.....		Lbs.		Lbs.		
	Great Britain...	5,513	185	1,630	43	8 60
	United States...	3,236	114	27,461	700	140 00
	Total	8,749	299	29,091	743	148 60

SESSIONAL PAPER No. 11

OF IMPORTS—Continued.

FOR HOME CONSUMPTION.

Preferential Tariff.			Surtax Tariff.			Total.		
Quantity.	Value.	Duty.	Quantity.	Value.	Duty.	Quantity.	Value.	Duty Collected.
Bush.	\$	\$ cts.	Bush.	\$	\$ cts.	Bush.	\$	\$ cts.
						99	120	9
						79	45	5 92
						1,349,697	721,608	101,227 37
						1,349,776	721,653	101,233 29
1,618	1,309	107 89				1,618	1,309	167 89
680	396	45 34				680	396	45 34
						44,000	29,351	4,400 00
2,298	1,705	153 23				46,298	22,056	4,553 23
						8	4	0 80
						434	206	43 40
						40	39	4 00
						4	13	0 40
						324	286	32 40
						4,245	8,532	424 50
						5,055	9,080	505 50
						24,072	15,068	2,407 20
						18	17	2 16
						64,909	49,724	7,789 08
						64,927	49,741	7,791 24
	4,809	641 23					6,175	914 43
							66,218	13,243 60
	4,809	641 23					72,393	14,158 03
Lbs.			Lbs.			Lbs.		
						200	13	0 50
						225	12	0 56
						103,577	2,841	258 95
						104,002	2,866	260 01
Brls.			Brls.			Brls.		
7	21	1 16				7	21	1 16
						26,706	69,830	6,676 50
7	21	1 16				26,713	69,851	6,677 66
Lbs.			Lbs.			Lbs.		
3,883	142	18 93				5,513	185	27 53
						27,461	700	140 00
3,883	142	18 93				32,974	885	167 53

6-7 EDWARD VII., A. 1907

No. 1.—GENERAL STATEMENT

ARTICLES IMPORTED.	COUNTRIES.	TOTAL IMPORTS.		ENTERED		
		Quantity.	Value.	General Tariff.		
				Quantity.	Value.	Duty.
DUTIABLE GOODS— <i>Con.</i>		Lbs.	\$	Lbs.	\$	\$ cts.
Grain and products of— <i>Con.</i>						
Rolled oats	United States	456,927	9,190	430,090	8,482	2,580 55
Rye flour	United States	Brls. 1,837	6,313	Brls. 1,820	6,235	910 00
Wheat flour	Great Britain	146	522	45	167	27 00
	Newfoundland	8	48	8	48	4 80
	China	3	7	3	7	1 80
	United States	43,806	173,502	41,755	161,543	25,053 00
	Total	43,963	174,079	41,811	161,765	25,086 60
Hominy, cracked, evaporated or dried com.	United States		4,949		4,922	984 40
Cereal foods, prepared.	Great Britain		3,212		24	4 80
	Hong Kong		3		3	0 60
	France		18		18	3 60
	Japan		3		3	0 60
	United States		150,063		152,552	30,510 40
	Total		153,299		152,600	30,520 00
All other bread-stuffs, N.E.S.	Great Britain		13,343		260	52 00
	Hong Kong		582		582	116 40
	Newfoundland		8		8	1 60
	China		463		463	92 60
	France		390		390	78 00
	Germany		28			
	Japan		82		82	16 40
	Turkey		500		500	100 00
	United States		61,276		69,176	12,035 20
	Total		76,672		62,461	12,492 20
Grain, flour and meal, &c., of all kinds, when damaged by water <i>in transitu</i>	United States		657		657	131 40
Bricks and tiles: <i>See</i> earthen- ware— Fire brick and stove linings, N.E.S.	Great Britain		4,879		297	59 40
	United States		47,013		47,013	9,402 60
	Total		51,892		47,310	9,462 00
Bath brick	Great Britain		1,345		96	18 00
	United States		158		158	31 60
	Total		1,503		248	49 60
Building brick	Great Britain	M. 770	9,891	M. 30	400	80 00
	Belgium	153	324	100	183	36 60
	United States	21,011	184,682	21,011	184,682	36,936 40
	Total	21,934	194,897	21,141	185,265	37,053 00

SESSIONAL PAPER No. 11

OF IMPORTS—Continued.

FOR HOME CONSUMPTION.

Preferential Tariff.			Surtax Tariff.			Total.		
Quantity.	Value.	Duty.	Quantity.	Value.	Duty.	Quantity.	Value.	Duty Collected.
Lbs.	\$	\$ cts.	Lbs.	\$	\$ cts.	Lbs.	\$	\$ cts.
						430,090	8,482	2,580 55
Brls.			Brls.			Brls. 1,820	6,235	910 00
101	355	40 40				146	522	67 40
						8	48	4 80
						3	7	1 80
						41,755	161,543	25,053 00
101	355	40 40				41,912	162,120	25,127 00
							4,922	984 40
	3,049	406 60					3,073	411 40
							3	0 60
							18	3 60
							3	0 60
							152,552	30,510 40
	3,049	406 60					155,649	30,926 60
	13,281	1,770 95					13,541	1,822 95
							582	116 40
							8	1 60
							463	92 60
							390	78 00
				28	7 46		28	7 46
							82	16 40
							500	100 00
				28	7 51		60,204	12,042 71
	13,281	1,770 95		56	14 97		75,798	14,278 12
							657	131 40
	4,582	610 99					4,879	670 39
							47,013	9,402 60
	4,582	610 99					51,892	10,072 99
	1,218	162 37					1,308	180 37
							158	31 60
	1,218	162 37					1,466	211 97
M.			M.			M.		
740	9,491	1,265 47				770	9,891	1,345 47
			53	141	37 60	153	324	74 20
						21,011	184,682	36,936 40
740	9,491	1,265 47	53	141	37 60	21,934	194,897	38,356 07

6-7 EDWARD VII., A. 1907

No. 1.—GENERAL STATEMENT

ARTICLES IMPORTED.	COUNTRIES.	TOTAL IMPORTS.		ENTERED		
		Quantity.	Value.	General Tariff.		
				Quantity.	Value.	Duty.
		M.	£	M.	£	£ cts.
DUTIABLE GOODS—<i>Con.</i>						
Bricks and tiles— <i>Con.</i> Paving brick.....	Great Britain...	35	650	10	190	38 00
	United States...	4,069	45,358	4,069	45,358	9,071 60
	Total	4,104	46,008	4,079	45,548	9,109 60
Drain tiles, not glazed.....	Great Britain.....		399			
	United States.....		4,328		4,328	865 60
	Total		4,727		4,328	865 60
Drain pipes, sewer pipes, chimney linings or vents, chimney tops, and inverted blocks, glazed or unglazed.	Great Britain.....		19,911		673	235 55
	United States.....		111,442		111,442	39,094 70
	Total		131,353		112,115	39,240 25
Manufactures of Clay, N.O.P.	Great Britain...		1,269		134	26 80
	Hong Kong.....		15		15	3 00
	China		11		11	2 20
	France.....		445		445	89 00
	Germany.....		551			
	United States...		27,776		27,776	5,555 20
	Total		30,067		28,381	5,676 20
British gum, dextrine, sizing cream and enamel sizing....		Lbs.		Lbs.		
	Great Britain...	276,635	9,484	46,212	1,537	153 70
	Belgium	3,000	225	3,000	225	22 50
	Germany	120,255	3,525			
	Holland	208,203	6,335	213,303	6,527	652 70
	United States...	1,185,746	42,034	1,178,672	41,510	4,151 00
	Total	1,793,839	61,603	1,441,187	49,799	4,979 90
Brooms and whisks	Great Britain...		251		165	33 00
	Hong Kong		4		4	0 80
	China		9		9	1 80
	France		2		2	0 40
	Germany.....		115			
	United States...		3,051		3,051	610 20
	Total		3,432		3,231	646 20
Brushes	Great Britain...		32,369		5,141	1,285 25
	Hong Kong		30		30	7 50
	Aust.-Hungary		1,560		1,368	342 00
	Belgium.....		28		28	7 00
	China		401		401	100 25
	France		67,071		67,046	16,761 50
	Germany.....		23,985		16	4 00
	Holland		57		57	14 25
	Japan		24,238		24,238	6,059 50
	United States...		132,866		132,832	33,208 00
	Total		282,605		231,157	57,789 25

SESSIONAL PAPER No. 11
OF IMPORTS—Continued.

FOR HOME CONSUMPTION.

Preferential Tariff.			Surtax Tariff.			Total.		
Quantity.	Value.	Duty.	Quantity.	Value.	Duty.	Quantity.	Value.	Duty Collected.
M.	\$	\$ cts.	M.	\$	\$ cts.	M.	\$	\$ cts.
25	460	61 34				35	650	99 34
						4,069	45,358	9,071 60
25	460	61 34				4,104	46,008	9,170 94
	399	53 19					399	53 19
							4,328	865 60
	399	53 19					4,727	918 79
	19,238	4,488 85					19,911	4,724 40
							111,442	39,004 70
	19,238	4,488 85					131,353	43,729 10
	1,135	151 35					1,269	178 15
							15	3 00
							11	2 20
							445	89 00
				551	146 93		551	146 93
							27,776	5,555 20
	1,135	151 35		551	146 93		30,067	5,974 48
Lbs. 180,623	6,188	412 55	Lbs. 5,500	202	26 93	Lbs. 232,335	7,927	593 18
						3,000	225	22 50
			102,024	3,057	407 61	102,024	3,057	407 61
						213,303	6,527	652 79
			6,124	366	48 80	1,184,796	41,876	4,199 80
180,623	6,188	412 55	113,648	3,625	483 34	1,735,458	59,612	5,875 79
	86	11 50					251	44 50
							4	0 80
							9	1 80
							2	0 40
				115	30 60		115	30 60
							3,051	610 20
	86	11 50		115	30 60		3,432	688 30
	26,117	4,352 95		1,193	397 66		32,451	6,035 86
							30	7 50
							1,368	342 00
							28	7 00
							401	100 25
							67,046	16,761 50
				23,969	7,989 60		23,985	7,993 60
							57	14 25
							24,238	6,059 50
				299	99 66		133,131	33,307 66
	26,117	4,352 95		25,461	8,486 92		282,735	70,629 12

6-7 EDWARD VII., A. 1907

No. 1.—GENERAL STATEMENT

ARTICLES IMPORTED.	COUNTRIES.	TOTAL IMPORTS.		ENTERED		
		Quantity.	Value.	General Tariff.		
				Quantity.	Value.	Duty.
		Gross.	£	Gross.	£	£ cts.
DUTIABLE GOODS—<i>Con.</i>						
Buttons, pantaloon, wholly of metal.....	Great Britain...	54,628	3,080	856	141	35 25
	Aust. Hungary...	95	29	95	29	7 25
	France.....	100	43	100	43	10 75
	Germany.....	78,924	4,201	1,100	61	15 25
	United States...	325,500	25,123	324,781	25,026	6,256 50
	Total.....		459,247	32,476	326,932	25,300
Buttons, shoe, N.E.S.	Great Britain...	10	2			
	United States...	5,539	377	5,539	377	94 25
	Total.....	5,549	379	5,539	377	94 25
Buttons, all kinds, N.O.P.	Great Britain.....		44,365		8,891	3,111 85
	Hong Kong.....		16		16	5 60
	Aust. Hungary.....		31,488		31,427	10,999 45
	Belgium.....		341		341	119 35
	China.....		11		11	3 85
	France.....		28,883		28,664	10,032 40
	Germany.....		27,344		1,580	553 00
	Italy.....		3,377		3,377	1,181 95
	Japan.....		227		227	79 45
	Switzerland.....		184		184	64 40
	United States.....		114,417		113,640	39,774 00
Total.....			250,653		188,358	65,925 30
Candles— Paraffine wax.		Lbs.		Lbs.		
	Great Britain...	3,944	360	12	2	0 50
	Hong Kong.....	75	4	75	4	1 00
	Germany.....	369	35			
	United States...	144,989	15,444	144,989	15,444	3,861 00
Total.....		149,308	15,843	145,076	15,450	3,862 50
All other, N.E.S.	Great Britain...	201,073	18,157	5,953	559	139 75
	France.....	1,563	212	2,328	280	70 00
	Germany.....	2,308	518			
	Japan.....	394	17	304	17	4 25
	United States...	359,515	46,936	368,009	46,980	11,745 00
	Total.....		564,763	65,840	376,594	47,836
Cane, Reed or Rattan, split or otherwise manuf'd, N.O.P....	Great Britain...		3,163		312	46 80
	Hong Kong.....		61		61	9 15
	China.....		36		36	5 40
	Germany.....		6,206			
	Japan.....		5		5	0 75
	United States...		45,344		43,043	6,456 45
	Total.....			54,815		43,457

SESSIONAL PAPER No. 11

OF IMPORTS—Continued.

FOR HOME CONSUMPTION.

Preferential Tariff.			Surtax Tariff.			Total.		
Quantity.	Value.	Duty.	Quantity.	Value.	Duty.	Quantity.	Value.	Duty Collected.
Gross.	\$	\$ cts.	Gross.	\$	\$ cts.	Gross.	\$	\$ cts.
50,603	2,772	462 04	3,169	167	55 66	54,628	3,080	552 95
						95	29	7 25
						100	43	10 75
			77,824	4,140	1,379 99	78,924	4,201	1,395 24
			719	97	32 33	325,500	25,123	6,288 83
50,603	2,772	462 04	81,712	4,404	1,467 98	459,247	32,476	8,255 02
10	2	0 33				10	2	0 33
						5,539	377	94 25
10	2	0 33				5,549	379	94 58
	31,506	7,351 72		4,280	1,997 32		44,677	12,460 89
						16	5	60
						31,427	10,999	45
						341	119	35
						11	3	85
				219	102 20		28,883	10,134 60
				25,616	11,954 22		27,196	12,507 22
							3,377	1,181 95
							227	79 45
							184	64 40
				417	194 60		114,057	39,968 60
	31,506	7,351 72		30,532	14,248 34		250,396	87,525 36
Lbs.			Lbs.			Lbs.		
3,432	319	53 18				3,444	321	53 68
						75	4	1 00
			300	35	11 67	300	35	11 67
						144,989	15,444	3,861 00
3,432	319	53 18	300	35	11 67	148,808	15,804	3,927 35
149,190	13,761	2,293 59	50	5	1 66	155,193	14,325	2,435 00
						2,328	280	70 00
			2,308	518	172 69	2,308	518	172 69
						304	17	4 25
			370	24	8 00	368,379	47,004	11,753 00
149,190	13,761	2,293 59	2,728	547	182 35	528,512	62,144	14,434 94
	2,711	271 10		140	28 00		3,163	345 90
							61	9 15
							36	5 40
				6,206	1,241 20		6,206	1,241 20
							5	0 75
				2,301	460 20		45,344	6,916 65
	2,711	271 10		8,647	1,729 40		54,815	8,519 05

6-7 EDWARD VII., A. 1907

No. 1.—GENERAL STATEMENT

ARTICLES IMPORTED.	COUNTRIES.	TOTAL IMPORTS.		ENTERED		
		Quantity.	Value.	General Tariff.		
				Quantity.	Value.	Duty.
DUTIABLE GOODS— <i>Con.</i>			\$		\$	\$ cts.
Canvas, to be used for boats and ships' sails	Great Britain		7,835		180	9 00
Carriages and vehicles— Buggies, carriages, pleasure carts and similar vehicles, N.E.S.	Great Britain	No. 2	299	No. 1	195	68 25
	United States	1,473	106,788	1,354	94,393	33,037 55
	Total	1,475	107,087	1,355	94,588	33,105 80
Cutters	United States	15	448	15	448	156 80
Farm wagons	Great Britain	1	97			
	United States	4,451	186,184	4,451	186,184	46,546 00
	Total	4,452	186,281	4,451	186,184	46,546 00
Freight wagons, drays and similar vehicles	Great Britain	1	2,093			
	Sweden	1	35	1	35	8 75
	United States	903	54,243	903	54,243	13,560 75
	Total	905	56,371	904	54,278	13,569 50
Finished parts of buggies, carriages and similar vehicles, N.E.S., including parts of cutters, children's carriages and sleds, N.O.P.	Great Britain		1,992		97	33 95
	United States		94,576		94,907	33,217 45
	Total		96,568		95,004	33,251 40
Railway cars, passenger	United States	52	368,434	52	368,434	110,530 20
" tram or horse	Great Britain	6	17,352			
	United States	18	8,042	18	8,042	2,412 60
	Total	24	25,394	18	8,024	2,412 60
" box and flat cars	United States	473	297,899	473	297,899	89,369 70
" cars, parts of	Great Britain		30,391			
	Germany		70,590			
	United States		234,706		234,502	70,350 60
	Total		335,687		234,502	70,350 60
Railway or road scrapers	United States		81,173		81,160	24,348 00
Sleighs	United States	894	17,990	892	17,880	4,470 00

SESSIONAL PAPER No. 11

OF IMPORTS—Continued.

FOR HOME CONSUMPTION.

Preferential Tariff.			Surtax Tariff.			Total.		
Quantity.	Value.	Duty.	Quantity.	Value.	Duty.	Quantity.	Value.	Duty Collected.
	\$	\$ cts.		\$	\$ cts.		\$	\$ cts.
	7,655	255 16					7,835	264 16
No. 1	104	24 27	No.			No. 2	299	92 52
						1,354	94,393	33,037 55
1	104	24 27				1,356	94,692	33,130 07
						15	448	156 80
1	97	16 17				1	97	16 17
						4,451	186,184	46,546 00
1	97	16 17				4,452	186,281	46,562 17
1	2,093	348 84				1	2,093	348 84
						1	35	8 75
						903	54,243	13,560 75
1	2,093	348 84				905	56,371	13,918 34
	338	78 91					435	112 86
							94,907	33,217 45
	338	78 91					95,342	33,330 31
						52	368,434	110,530 20
6	17,352	3,470 40				6	17,352	3,470 40
						18	8,042	2,412 60
6	17,352	3,470 40				24	25,394	5,883 00
						473	297,899	89,369 70
	30,391	6,078 20					30,391	6,078 20
				70,590	28,236 00		70,590	28,236 00
				4	1 60		234,506	70,352 20
	30,391	6,078 20		70,594	28,237 60		335,487	104,666 40
							81,160	24,348 00
						892	17,880	4,470 00

6-7 EDWARD VII., A. 1907

No. 1.—GENERAL STATEMENT

ARTICLES IMPORTED.	COUNTRIES.	TOTAL IMPORTS.		ENTERED		
		Quantity.	Value.	General Tariff.		
				Quantity.	Value.	Duty.
		No.	£	No.	£	£ cts.
DUTIABLE GOODS— <i>Con.</i>						
Carriages and vehicles— <i>Con.</i>						
Wheelbarrows and trucks and handcarts	Great Britain...	2	22			
	United States...	17,493	103,796	17,440	103,662	31,098 60
	Total	17,495	103,818	17,440	103,662	31,098 60
Bicycles and tricycles	Great Britain...	203	7,987	20	822	246 60
	United States...	2,168	32,417	2,205	32,607	9,782 10
	Total	2,371	40,404	2,225	33,429	10,028 70
" " parts of	Great Britain...		9,980		1,086	325 80
	France.....		14		14	4 20
	Germany.....		246			
	St. Pierre.....		5			
	United States...		66,511		66,935	20,080 50
	Total		76,756		68,035	20,410 50
Children's carriages and sleds	Great Britain...		375		99	34 65
	United States...		58,364		58,344	20,420 40
	Total		58,739		58,443	20,455 05
Carpets, N.E.S. (see woollens).		Yds.		Yds.		
	Great Britain...	1,556	791			
	Aust.-Hungary..	100	49	100	49	17 15
	Germany.....	23	38			
	United States...	2	1			
	Total	1,681	879	100	49	17 15
Carpet sweepers	United States...	No.		No.		
		7,230	15,928	7,230	15,928	4,778 40
Cash registers	United States...					
		1,631	237,834	1,631	237,834	71,350 20
Celluloid manufactures of, N.E.S.	Great Britain...		7,630		1,133	226 60
	Aust.-Hungary..		4		4	0 80
	France.....		13,789		13,789	2,757 80
	Germany.....		3,193			
	Japan.....		115		115	23 00
	Switzerland....		6		6	1 20
	United States...		21,838		21,812	4,362 40
	Total		46,575		36,859	7,371 80
Cement, hydraulic or waterlime	United States...	Cwt.		Cwt.		
		10,794	4,034	10,794	4,034	1,349 25

SESSIONAL PAPER No. 11

OF IMPORTS—Continued.

FOR HOME CONSUMPTION.

Preferential Tariff.			Surtax Tariff.			Total.		
Quantity.	Value.	Duty.	Quantity.	Value.	Duty.	Quantity.	Value.	Duty Collected.
No.	\$	\$ cts.	No.	\$	\$ cts.	No.	\$	\$ cts.
2	22	4 40	1	5	2 00	2	22	4 40
.....	17,441	103,667	31,100 60
2	22	4 40	1	5	2 00	17,443	103,689	31,105 00
.....
166	5,327	1,065 40	186	6,149	1,312 00
.....	2,205	32,607	9,782 10
166	5,327	1,065 40	2,391	38,756	11,094 10
.....
.....	8,849	1,769 80	9,935	2,095 60
.....	11	4 40	14	4 20
.....	11	4 40
.....	10	4 00	66,945	20,084 50
.....	8,849	1,769 80	21	8 40	76,905	22,188 70
.....
.....	276	64 41	375	99 06
.....	58,344	20,420 40
.....	276	64 41	58,719	20,519 46
.....
Yds.			Yds.			Yds.		
1,556	790	184 34	1	0 47	1,556	791	184 81
.....	190	49	17 15
.....	23	38	17 75	23	38	17 75
.....	2	1	0 47	2	1	0 47
1,556	790	184 34	25	40	18 69	1,681	879	220 18
.....
No.			No.			No.		
.....	7,230	15,928	4,778 40
.....
.....	1,631	237,834	71,350 20
.....
.....	5,818	775 78	679	181 06	7,630	1,183 44
.....	4	0 80
.....	3,193	851 58	13,789	2,757 80
.....	3,193	851 58
.....	115	23 00
.....	6	1 20
.....	26	6 93	21,838	4,369 33
.....	5,818	775 78	3,898	1,039 57	46,575	9,187 15
.....
Cwt.			Cwt.			Cwt.		
.....	10,794	4,034	1,349 25

6-7 EDWARD VII., A. 1907

No. 1.—GENERAL STATEMENT

ARTICLES IMPORTED.	COUNTRIES.	TOTAL IMPORTS.		ENTERED		
		Quantity.	Value.	General Tariff.		
				Quantity.	Value.	Duty.
		Cwt.	£	Cwt.	£	£ cts.
DUTIABLE GOODS—Con.						
Cement— <i>Con.</i>						
Portland.....	Great Britain...	705,565	217,753	3,933	1,150	491 62
	Belgium.....	172,525	45,109	184,101	47,905	23,012 62
	France.....	27,950	7,981	26,762	7,570	3,345 25
	Germany.....	20,041	7,127			
	Japan.....	64,032	28,252	64,032	28,252	8,004 00
	United States...	1,871,503	664,905	1,842,146	652,690	230,268 37
	Total.....	2,861,416	971,127	2,120,974	737,567	265,121 86
N.E.S. and manufactures of N.O.P.....	Great Britain...		5,365		252	50 40
	France.....		309		309	61 80
	Germany.....		1,618			
	Italy.....		128		128	25 60
	United States...		20,441		20,101	4,020 20
	Total.....		27,861		20,790	4,158 00
Chalk, prepared.....	Great Britain...		1,731		72	14 40
	France.....		649		614	122 80
	Germany.....		1,650			
	Holland.....		65		65	13 00
	United States...		19,726		19,674	3,934 80
	Total.....		23,821		20,425	4,085 00
Charcoal.....	Great Britain...		14,813			
	France.....		36		36	7 20
	Japan.....		7		7	1 40
	United States...		19,735		19,735	3,947 00
	Total.....		34,591		19,778	3,955 60
Chicory, raw or green.....		Lbs.		Lbs.		
	Great Britain...	2,997	117			
in kiln-dried, roasted or ground	Great Britain...	216,097	10,615	37,398	3,278	1,495 92
	Belgium.....	5,891	234	5,667	225	226 68
	Holland.....			1,344	53	53 76
	Iceland.....	620	41	620	41	24 80
	United States...	26,276	1,603	26,276	1,603	1,051 04
	Total.....	248,884	12,493	71,305	5,200	2,852 20
Church vestments of any ma- terial.....	Great Britain...		1,600		104	20 80
	Aust.-Hungary..		142		142	28 40
	Belgium.....		53		53	10 60
	France.....		18,091		18,091	3,618 20
	Italy.....		1,091		1,091	218 20
	United States...		2,524		2,524	504 80
	Total.....		23,591		22,905	4,401 00

SESSIONAL PAPER No. 11

OF IMPORTS—Continued.

FOR HOME CONSUMPTION.

Preferential Tariff.			Surtax Tariff.			Total.		
Quantity.	Value.	Duty.	Quantity.	Value.	Duty.	Quantity.	Value.	Duty Collected.
Cwt.	\$	\$ cts.	Cwt.	\$	\$ cts.	Cwt.	\$	\$ cts.
696,571	215,544	58,047 40	1,753	570	292 16	702,257	217,264	58,831 18
			2,799	810	466 50	186,900	48,715	23,479 12
			1,188	411	198 00	27,950	7,981	3,543 25
			20,041	7,127	3,340 14	20,041	7,127	3,340 14
						64,032	28,252	8,004 00
			5,256	1,810	876 00	1,847,402	654,500	231,144 37
696,571	215,544	58,047 40	31,037	10,728	5,172 80	2,848,582	963,839	328,342 06
	4,187	558 33		926	246 93		5,365	855 66
				1,618	431 51		309	61 80
							1,618	431 51
				337	89 86		128	25 60
	4,187	558 33		2,881	768 30		20,438	4,110 06
							27,858	5,484 63
	1,618	215 77		43	11 46		1,733	241 63
				35	9 33		649	132 13
				1,650	440 05		1,650	440 05
							65	13 00
				82	21 86		19,756	3,956 66
	1,618	215 77		1,810	482 76		23,853	4,783 47
	14,813	1,975 07					14,813	1,975 07
							36	7 20
							7	1 40
							19,735	3,947 00
	14,813	1,975 07					34,591	5,930 67
Lbs.			Lbs.			Lbs.		
861	38	17 22				861	38	17 22
168,675	7,066	4,498 10				206,073	10,344	5,994 02
						5,667	225	226 68
						1,344	53	53 76
						620	41	24 89
						26,276	1,603	1,051 04
168,675	7,066	4,498 10				239,980	12,266	7,350 30
	1,496	199 54					1,600	220 34
							142	28 40
							53	10 60
							18,091	3,618 20
							1,091	218 20
							2,524	504 80
	1,496	199 54					23,501	4,600 54

6-7 EDWARD VII., A. 1907

No. 1.—GENERAL STATEMENT

ARTICLES IMPORTED.	COUNTRIES.	TOTAL IMPORTS.		ENTERED		
		Quantity.	Value.	General Tariff.		
				Quantity.	Value.	Duty.
DUTIABLE GOODS— <i>Con.</i>		Galls.	\$	Galls.	\$	\$ cts.
Sugar, clarified or refined.....	Great Britain.....	120	71	60	7	6 00
	France.....	73	106	147	139	14 70
	United States.....	546	401	558	383	55 80
	Total.....	739	578	765	529	76 50
Cider, not clarified or refined..	St. Pierre.....	52	12	52	12	2 60
	United States.....	2,020	385	1,546	349	77 30
	Total.....	2,072	397	1,598	361	79 90
Clocks, clock keys and clock movements.....	Great Britain.....		10,660		1,740	435 00
	Aust.-Hungary.....		384		384	96 00
	Belgium.....		7		7	1 75
	France.....		15,115		15,016	3,754 00
	Germany.....		40,991		11	2 75
	Switzerland.....		891		891	200 25
	United States.....		274,936		273,919	68,479 75
	Total.....		342,894		291,878	72,969 50
Clothes wringers and parts thereof, for domestic use.....		No.		No.		
	Great Britain.....	2	10			
	France.....	1	67	1	67	23 45
	United States.....	7,575	19,461	7,575	19,461	6,811 35
	Total.....	7,578	19,538	7,576	19,528	6,834 50
Cloths, not rubbered or made waterproof, whether of wool, cotton, unions, silk or ramie, sixty inches or over in width and weighing not more than seven ounces to the square yard, imported exclusively for the manufacture of mackintosh clothing.....		Yds.		Yds.		
	Great Britain.....	113,713	21,609			
Coal, bituminous.....		Tons.		Tons.		
	Great Britain.....	22,320	47,267	167	477	88 51
	United States.....	4,742,485	8,748,496	4,475,883	8,316,150	2,372,217 99
	Total.....	4,764,805	8,795,763	4,476,050	8,316,627	2,372,306 50
Coal dust, N.E.S.....						
	Great Britain.....	725	1,719			
	United States.....	750,489	492,381	746,526	487,461	83,732 92
	Total.....	751,214	494,109	746,526	487,461	83,732 92
Cocoa carpeting, mats, rugs and matting.....						
	Great Britain.....		3,691		7	1 75
	B. E. Indies.....		705		317	79 25
	Belgium.....		131		131	32 75
	China.....		12		12	3 00
	Japan.....		58		58	14 50
	United States.....		250		250	62 50
	Total.....		4,847		775	193 75

SESSIONAL PAPER No. 11
OF IMPORTS—Continued.

FOR HOME CONSUMPTION.

Preferential Tariff.			Surtax Tariff.			Total.		
Quantity.	Value.	Duty.	Quantity.	Value.	Duty.	Quantity.	Value.	Duty Collected.
Galls.	\$	§ cts.	Galls.	\$	§ cts.	Galls.	\$	§ cts.
90	119	6 00				150	126	12 00
						147	139	14 70
						558	383	55 80
90	119	6 00				855	648	82 50
						52	12	2 60
						1,546	349	77 30
						1,598	361	79 90
	4,560	760 04		4,363	1,454 33		10,663	2,649 37
							384	96 00
				99	33 00		7	1 75
				41,215	13,738 39		15,115	3,787 00
							41,226	13,741 14
				972	324 00		801	200 25
	4,560	760 04		46,649	15,549 72		274,891	68,803 75
							343,087	89,279 26
No.			No.			No.		
2	10	2 34				2	10	2 34
						1	67	23 45
						7,575	19,461	6,811 35
2	10	2 34				7,578	19,538	6,837 14
Yds.			Yds.			Yds.		
121,236	23,153	2,315 30				121,236	23,153	2,315 30
Tons.			Tons.			Tons.		
19,500	43,722	6,890 03				19,667	44,199	6,978 54
						4,475,883	8,316,150	2,372,217 99
19,500	43,722	6,890 03				4,495,550	8,360,349	2,379,196 53
725	1,719	62 88				725	1,719	62 88
						746,526	487,461	83,732 92
725	1,719	62 88				747,251	489,180	83,795 80
	3,692	615 36					3,699	617 11
	388	64 66					705	143 91
							131	32 75
							12	3 00
							58	14 50
							250	62 50
	4,080	680 02					4,835	873 77

6-7 EDWARD VII., A. 1907

No. 1.—GENERAL STATEMENT

ARTICLES IMPORTED.	COUNTRIES.	TOTAL IMPORTS.		ENTERED		
		Quantity.	Value.	General Tariff.		
				Quantity.	Value.	Duty.
		No.	\$	No.	\$	\$ cts.
DUTIABLE GOODS— <i>Con.</i>						
Cocoa nuts imported from place of growth by vessel direct to a Canadian port.	B. Guiana	28,783	537			
	B. W. Indies	2,435,298	53,533	42,714	920	213 57
	Hawaii	400	6	400	6	2 00
	United States	270	12	270	12	1 35
	Total	2,464,751	54,108	43,384	938	216 92
Cocoa nuts, N.E.S.	United States	127,943	3,913	127,943	3,913	1,270 43
Cocoa nut, desiccated, sweetened or not		Lbs.		Lbs.		
	Great Britain	49,949	3,429	1,774	115	88 70
	B. E. Indies	63,170	4,538	1,980	129	99 00
	United States	4,519	508	4,679	545	233 95
Total	116,738	8,475	8,433	789	421 65	
Cocoa paste, chocolate paste, cocos and cocoa butter, N.O.P.	Great Britain	468,609	94,082	2,662	308	106 48
	France	159	20	2,004	490	80 16
	Germany	31,188	4,126			
	Holland	97,175	22,343	97,175	22,343	3,887 00
	St. Pierre	29	7	29	7	1 16
	Switzerland	299	38	1,098	197	43 92
	United States	736,522	125,643	715,426	123,715	28,617 04
	Total	1,333,972	246,259	818,394	147,060	32,735 76
Cocoa shells and nibs, chocolate and other preparations of cocoa, N.E.S.	Great Britain	631,971	136,539	10,605	2,326	465 20
	Belgium	20	3	20	3	0 60
	China	38	2	38	2	0 40
	France	22,297	6,087	24,869	6,986	1,397 20
	Germany	402	52			
	Holland	39,863	16,830	35,535	14,960	2,992 00
	Italy	3	3	3	3	0 60
	Switzerland	273,752	64,131	238,680	60,208	12,041 60
	United States	403,934	102,119	422,547	108,281	21,656 20
	Total	1,372,190	325,786	732,297	192,769	38,553 80
Coffee, green, N.E.S.	Great Britain	212	46	212	46	4 60
	Brazil	99,000	9,680	99,000	9,680	968 00
	Holland	1,200	163	1,200	163	16 30
	St. Pierre	220	33	220	33	3 30
	United States	387,402	46,338	395,671	47,315	4,731 50
Total	488,034	56,260	496,303	57,237	5,723 70	
Coffee, extract of, N.E.S., or substitutes therefor of all kinds	Great Britain	30,421	7,323			
	United States	40,686	2,997	40,639	2,984	1,219 17
	Total	71,107	10,320	40,639	2,984	1,219 17

SESSIONAL PAPER No. 11

OF IMPORTS—Continued.

FOR HOME CONSUMPTION.

Preferential Tariff.			Surtax Tariff.			Total.		
Quantity.	Value.	Duty.	Quantity.	Value.	Duty.	Quantity.	Value.	Duty Collected.
No.	\$	\$ cts.	No.	\$	\$ cts.	No.	\$	\$ cts.
28,783	537	95 94				28,783	537	95 94
2,365,678	52,251	7,885 55				2,408,392	53,171	8,099 12
						400	6	2 00
						270	12	1 35
2,394,461	52,788	7,981 49				2,437,845	53,726	8,198 41
						127,043	3,913	1,270 43
Lbs.			Lbs.			Lbs.		
47,365	3,320	1,578 84				49,139	3,435	1,667 54
61,190	4,409	2,039 66				63,170	4,538	2,138 66
						4,679	545	233 95
108,555	7,729	3,618 50				116,988	8,518	4,040 15
466,710	93,206	12,445 86	336	45	17 92	469,708	93,559	12,570 26
						2,004	490	80 16
			31,188	4,126	1,663 35	31,188	4,126	1,663 35
						97,175	22,343	3,887 00
						29	7	1 16
						1,098	197	43 92
			192	66	10 24	715,618	123,781	28,627 28
466,710	93,206	12,445 86	31,716	4,237	1,691 51	1,316,820	244,503	46,873 13
646,765	137,678	18,357 13	144	94	25 06	657,514	140,098	18,847 39
						20	3	0 60
						38	2	0 40
			402	52	13 86	24,869	6,986	1,397 20
						402	52	13 86
						35,535	14,960	2,992 00
						3	3	0 60
						238,680	60,208	12,041 60
						422,547	108,281	21,656 20
646,765	137,678	18,357 13	546	146	38 92	1,379,608	330,593	56,949 85
						212	46	4 60
						99,000	9,680	968 00
						1,200	163	16 30
						220	33	3 30
						395,671	47,315	4,731 50
						496,303	57,237	5,723 70
30,341	7,242	606 84				30,341	7,242	606 84
						40,639	2,984	1,219 17
30,341	7,242	606 84				70,980	10,226	1,826 01

6-7 EDWARD VII., A. 1907

No. 1.—GENERAL STATEMENT

ARTICLES IMPORTED.	COUNTRIES.	TOTAL IMPORTS.		ENTERED		
		Quantity.	Value.	General Tariff.		
				Quantity.	Value.	Duty.
		Lbs.	£	Lbs.	£	£ cts.
DUTIABLE GOODS—Con.						
Coffee, roasted or ground, when not imported direct from the country of growth and production	Great Britain...	1,745	365	230	97	14 30
	B. W. Indies...	20	1	20	1	0 50
	France	570	68	570	68	18 20
	United States...	194,513	37,980	205,149	40,680	8,170 98
	Total	196,848	38,414	205,969	40,846	8,203 98
Coffee, roasted or ground, and imitations of and substitutes for, N.O.P.	Great Britain...	124	14			4 10
	B. W. Indies...	205	41	205	41	4 10
	United States...	300,017	33,151	313,542	34,025	6,270 84
	Total	300,346	33,206	313,747	34,066	6,274 94
Coffee, condensed with milk ...	Great Britain...	15	3			
	United States...	147	35	147	35	10 50
	Total	162	38	147	35	10 50
Collars of cotton or linen, xylonite, xylonite or celluloid	Great Britain...	51,454	46,127	3,411	2,739	958 65
	Hong Kong...	4	5	4	5	1 75
	Aust.-Hungary...	34,552	27,820	34,427	27,745	9,710 75
	Belgium	476	841	476	841	294 35
	France	2,661	3,276	2,661	3,276	1,146 60
	Germany	17,477	15,496	82	92	32 20
	Japan	4,769	3,323	4,724	3,292	1,152 20
	Switzerland...	15,909	11,419	15,909	11,419	3,996 65
	United States...	72,329	76,391	72,194	76,247	26,686 45
	Total	199,631	184,698	133,888	125,656	43,979 60
Combs for dress and toilet, of all kinds	Great Britain...		86,189		4,586	1,605 10
	Hong Kong...		31		31	10 85
	Aust.-Hungary...		318		340	119 00
	Belgium		78		78	27 30
	China		60		60	21 00
	France		30,597		30,484	10,669 40
	Germany		26,221			
	Italy		135		135	47 25
	Japan		61		61	21 35
	Switzerland...		99		30	10 50
	United States...		94,961		93,557	32,744 95
	Total		238,750		129,362	45,276 70
Copper and manufactures of :— Copper nails, tacks, rivets and burrs or washers	Great Britain...		515			
	United States...		2,945		2,945	883 50
	Total		3,460		2,945	883 50

SESSIONAL PAPER No. 11

OF IMPORTS—Continued.

FOR HOME CONSUMPTION.

Preferential Tariff.			Surtax Tariff.			Total.		
Quantity.	Value.	Duty.	Quantity.	Value.	Duty.	Quantity.	Value.	Duty Collected.
Lbs.	\$	\$ cts.	Lbs.	\$	\$ cts.	Lbs.	\$	\$ cts.
1,515	268	38 08				1,745	365	52 38
						20	1	0 50
						570	68	18 20
						205,149	40,680	8,170 98
1,515	268	38 08				207,484	41,114	8,242 06
124	14	1 66				124	14	1 66
						205	41	4 10
						313,542	34,025	6,270 84
124	14	1 66				513,871	34,080	6,276 60
15	3	0 60				15	3	0 60
						147	35	10 50
15	3	0 60				162	38	11 10
Doz.			Doz.			Doz.		
45,658	41,106	9,591 68	2,307	2,167	3,011 27	51,376	46,012	11,561 60
						4	5	1 75
			125	75	35 00	34,552	27,820	9,745 75
						476	841	294 35
						2,661	3,276	1,146 00
			17,395	15,404	7,188 67	17,477	15,496	7,220 87
						4,724	3,292	1,152 20
						15,909	11,419	3,996 65
			135	144	67 20	72,329	76,391	26,753 65
45,658	41,106	9,591 68	19,962	17,790	8,302 14	199,508	184,552	61,873 42
	81,483	19,013 06		110	51 33		86,179	20,669 49
				85	39 67		31	10 85
							425	158 67
							78	27 30
							60	21 00
				26,221	12,236 51		30,484	10,669 40
							26,221	12,236 51
							135	47 25
							61	21 35
				1,255	585 67		30	10 50
							94,812	33,330 62
	81,483	19,013 06		27,671	12,913 18		238,516	77,202 94
	515	103 00					515	103 00
							2,945	883 50
	515	103 00					3,460	986 50

6-7 EDWARD VII., A. 1907

No. 1.—GENERAL STATEMENT

ARTICLES IMPORTED.	COUNTRIES.	TOTAL IMPORTS.		ENTERED		
		Quantity.	Value.	General Tariff.		
				Quantity.	Value.	Duty.
		Lbs.		Lbs.	\$	\$ cts.
DUTIABLE GOODS— <i>Con.</i>						
Copper, manufactures of— <i>Con.</i>						
Copper wire, plain, tinned or plated.....	Great Britain.....	3,217	686			
	China.....	12	2	12	2	0 30
	United States.....	213,565	39,446	213,269	39,393	5,908 95
	Total.....	216,794	40,134	213,281	39,395	5,909 25
Copper, wire cloth, &c.....	Great Britain.....		2,660			
	United States.....		643		643	160 75
	Total.....		3,303		643	160 75
Copper, all other manufactures of, N.O.P.....	Great Britain.....		8,260		83	24 90
	B. E. Indies.....		221		221	66 30
	Hong Kong.....		1,143		1,143	342 90
	Aust.-Hungary.....		6		6	1 80
	China.....		516		516	154 80
	France.....		456		456	136 86
	Japan.....		219		219	65 70
	Sweden.....		310		310	93 00
	United States.....		84,959		84,444	25,333 20
	Total.....		96,090		87,398	26,219 40
Cordage, cotton, of all kinds.....	Great Britain.....	95,035	12,243	694	136	34 00
	Sweden.....		685	3,628	685	171 25
	United States.....	60,697	8,351	60,697	8,351	2,087 75
	Total.....	159,360	21,279	65,019	9,172	2,293 00
Cordage, and twines of all kinds, N.E.S. (see Twines).....	Great Britain.....	1,397,678	153,651	4,293	651	162 75
	B. E. Indies.....		642		26	6 50
	Hong Kong.....		530		530	33 8 25
	New Zealand.....		7,804			
	Aust.-Hungary.....		6,572		871	217 75
	China.....		36		5	1 25
	France.....		1,105		22	5 50
	Japan.....		50		3	0 75
	Russia.....		3,598		401	100 25
	Switzerland.....		414		196	49 60
	United States.....		692,121		82,998	20,749 50
	Total.....	2,110,550	240,296	698,567	85,206	21,301 50
Corks, and other manufactures of cork-wood, or cork-bark, N.O.P.....	Great Britain.....		19,678		15,938	3,187 60
	Aust.-Hungary.....		137		137	27 40
	Belgium.....		84		84	16 80
	France.....		277		748	149 60
	Germany.....		290		101	20 20
	Japan.....		1		1	0 20
	Portugal.....		48,279		46,172	9,234 40
	Spain.....		90,910		86,635	17,327 00
	United States.....		34,748		34,804	6,960 80
	Total.....		194,404		184,620	36,924 00

SESSIONAL PAPER No. 11

OF IMPORTS—Continued.

FOR HOME CONSUMPTION.

Preferential Tariff.			Surtax Tariff.			Total.		
Quantity.	Value.	Duty.	Quantity.	Value.	Duty.	Quantity.	Value.	Duty Collected.
Lbs.	\$	¢ cts.	Lbs.	\$	¢ cts.	Lbs.	\$	¢ cts.
3,217	686	68 60				3,217	686	68 60
						12	2	0 30
			19	14	2 80	213,288	39,407	5,911 75
3,217	686	68 60	19	14	2 80	216,517	40,095	5,980 65
	2,660	443 34					2,660	443 34
							643	160 75
	2,660	443 34					3,303	604 09
	8,146	1,629 20		6	2 40		8,235	1,656 50
							221	66 30
							1,143	342 90
							6	1 80
							516	154 80
							456	136 80
							219	65 70
							310	93 00
							84,444	25,333 20
	8,146	1,629 20		6	2 40		95,550	27,851 00
94,341	12,107	2,421 40				95,035	12,243	2,455 40
						3,628	685	171 25
						60,697	8,351	2,087 75
94,341	12,107	2,421 40				159,360	21,279	4,714 40
1,431,054	155,305	31,061 00	19	3	1 00	1,435,366	155,959	31,224 75
						642	26	6 50
						530	33	8 25
7,804	438	87 60				7,804	438	87 60
						6,572	871	217 75
						36	5	1 25
						1,105	22	5 50
						50	3	0 75
						3,598	401	100 25
						414	196	49 00
						681,327	82,998	20,749 50
1,438,858	155,743	31,148 60	19	3	1 00	2,137,444	240,952	52,451 10
	3,705	493 98					19,643	3,681 58
							137	27 40
							84	16 80
							748	149 60
				189	50 40		290	70 60
							1	0 20
							46,172	9,234 40
							86,635	17,327 00
							34,804	6,960 80
	3,705	493 98		189	50 40		188,514	37,468 38

6-7 EDWARD VII., A. 1907

No. 1.—GENERAL STATEMENT

ARTICLES IMPORTED.	COUNTRIES.	TOTAL IMPORTS.		ENTERED			
		Quantity.	Value.	General Tariff.			
				Quantity.	Value.	Duty.	
DUTIABLE GOODS— <i>Con.</i>			§		§	§ cts.	
Corsets	Great Britain.....		2,123		243	85 05	
	Aust.-Hungary.....		48		48	16 80	
	Belgium.....		7,207		7,207	2,522 45	
	France.....		2,367		2,367	828 45	
	Germany.....		72				
	Switzerland.....		507		507	177 45	
	United States.....		109,909		101,331	35,465 85	
	Total		113,233		111,703	39,096 05	
Corset clasps, bucks, blanks and steels, and corset wires, tipped or untipped	Great Britain.....		212		22	7 70	
	United States.....		2,819		2,819	986 65	
	Total		3,031		2,841	994 35	
Costumes and scenery, theatri- cal.....	Great Britain.....		97				
	Germany.....		36				
	United States.....		21,458		20,738	4,198 35	
	Total		21,591		20,738	4,198 35	
Cotton, manufactures of:— Duck, gray or white, N.E.S..		Yds.	§	Yds.	§	§	
	Great Britain.....	91,389	24,311				
	United States.....	220,484	56,909	220,242	56,863	12,794 45	
	Total....	311,873	81,220	220,242	56,863	12,794 45	
Embroideries, white	Great Britain.....		106,713		83,550	20,887 50	
	Aust.-Hungary.....		5,903		5,903	1,475 75	
	Belgium.....		3,696		3,696	924 00	
	France.....		20,353		20,112	5,028 00	
	Germany.....		5,078		562	140 50	
	Japan.....		400		400	100 00	
	Switzerland.....		354,879		351,229	87,807 25	
United States.....		39,582		39,578	9,894 50		
	Total		536,604		505,030	126,257 50	
Gray, unbleached cotton fab- rics.....	Great Britain.....	78,649	5,650	48	4	1 00	
	Aust.-Hungary.....	750	446	750	446	111 50	
	Germany.....	40	4				
	United States.....	548,584	39,570	548,584	39,570	9,892 50	
	Total	628,023	45,670	549,382	40,020	10,005 00	
White or bleached cotton fab- rics.....	Great Britain.....	12,823,820	1,033,769	278,819	21,409	5,352 25	
	Hong Kong.....	60	5	60	5	1 25	
	Aust.-Hungary.....	7,159	919	6,854	819	204 75	
	Belgium.....	10,803	2,125	10,803	2,125	531 25	
	China.....	366	25	360	25	6 25	
	France.....	56,673	6,974	54,884	6,732	1,683 00	
	Germany.....	55,467	3,529	300	37	9 25	
	Japan.....	10,795	638	10,795	638	159 50	
	Switzerland.....	203,999	20,136	204,599	20,413	5,103 25	
	United States.....	2,314,860	206,520	2,302,821	204,826	51,206 50	
		Total	15,483,996	1,274,640	2,870,295	257,029	64,257 25

6-7 EDWARD VII., A. 1907

OF IMPORTS—Continued.

FOR HOME CONSUMPTION.

Preferential Tariff.			Surtax Tariff.			Total.		
Quantity.	Value.	Duty.	Quantity.	Value.	Duty.	Quantity.	Value.	Duty Collected.
	\$	\$ cts.		\$	\$ cts.		\$	\$ cts.
	1,119	261 15		31	14 47		1,393	360 67
							48	16 86
							7,207	2,522 45
				72	33 61		2,367	828 45
							72	33 61
							507	177 45
							101,331	35,465 85
	1,119	261 15		103	48 08		112,925	39,495 28
	190	44 33					212	52 03
							2,819	986 65
	190	44 33					3,031	1,038 68
	97	20 21					97	20 21
				36	9 60		36	9 60
							20,738	4,198 35
	97	20 21		36	9 60		20,871	4,228 16
Yds.	\$	\$	Yds.	\$	\$	Yds.	\$	\$
93,377	24,402	3,660 35				93,377	24,402	3,660 35
						220,242	56,863	12,794 45
93,377	24,402	3,660 35				313,619	81,265	16,454 80
	21,058	3,509 66		646	215 33		105,254	24,612 49
							5,903	1,475 75
							3,696	924 00
				4,516	1,505 34		20,112	5,028 00
							5,078	1,645 84
							400	100 00
				4	1 33		351,229	87,807 25
							39,582	9,895 83
	21,058	3,509 66		5,166	1,722 00		531,254	131,489 16
78,507	5,636	939 29	32	3	1 00	78,587	5,643	941 29
						750	446	111 50
						548,584	39,570	9,892 50
78,507	5,636	939 29	32	3	1 00	627,921	45,659	10,945 29
12,595,828	1,013,911	168,987 25	6,384	1,004	334 67	12,881,031	1,036,324	174,674 17
						60	5	1 25
			305	100	33 33	7,159	919	238 08
						10,803	2,125	531 25
						360	25	6 25
			1,179	94	31 33	56,063	6,826	1,714 33
			55,958	3,833	1,277 64	56,258	3,870	1,286 89
						10,795	638	159 50
						204,599	20,413	5,103 25
			6,800	684	228 00	2,309,621	205,510	51,434 50
12,595,828	1,013,911	168,987 25	70,626	5,715	1,904 97	15,536,749	1,276,655	235,149 47

6-7 EDWARD VII., A. 1907

No. 1.—GENERAL STATEMENT

ARTICLES IMPORTED.	COUNTRIES.	TOTAL IMPORTS.		ENTERED		
		Quantity.	Value.	General Tariff.		
				Quantity.	Value.	Duty.
DUTIABLE GOODS— <i>Con.</i>		Yds.	£	Yds.	£	£ cts.
Cotton, mfrs. of— <i>Con.</i> Fabrics, printed, dyed or coloured, N.O.P.	Great Britain... Hong Kong... Aust.-Hungary... Belgium... China... France... Germany... Holland... Japan... Switzerland... United States...	30,190,812 762 12,762 41,205 1,050 225,696 184,432 286 32,911 69,491 5,500,001	3,020,898 39 1,518 6,050 93 47,239 35,099 25 3,351 13,838 480,317	342,833 762 7,219 41,212 1,050 298,401 9,235 286 32,911 65,797 5,462,689	51,897 39 867 6,287 93 44,682 356 25 3,351 13,457 477,305	18,163 95 13 65 303 45 2,200 45 32 55 15,638 70 124 60 8 75 1,172 85 4,709 95 167,056 75
	Total.	36,259,318	3,608,467	6,172,415	598,359	209,425 65
Jeans, coutilles and sareens, imported by corset and dress stay-makers for use in their own factories.	Great Britain... France... United States...	13,916 235 1,062,156	1,687 112 104,281 235 1,062,156 112 104,281 22 40 20,856 20
	Total.	1,076,307	106,080	1,062,391	104,393	20,878 60
Handkerchiefs.	Great Britain... Aust.-Hungary... Belgium... China... France... Germany... Japan... Mexico... Switzerland... United States... 2,497 540 3,537 125 32,730 6,088	289,114 1,024 43 35	8,445 1,024 43 55 2,950 3,537 125 32,518 6,092	2,955 75 358 40 15 05 12 25 1,032 50 1,237 95 43 75 11,381 30 2,132 20
	335,733	54,769	19,169 15
Batts, batting and sheet wad- ding.	Great Britain... Germany... United States...	Lbs. 3,391 421 124,946	790 110 15,235	Lbs. 124,946 15,235 3,808 75
	Total.	129,358	16,135	124,946	15,235	3,808 75
Knitting yarn, hosiery yarn or other cotton yarn.	Great Britain... China... United States...	71,449 400 119,624	17,094 89 28,461	3,014 400 119,624	805 89 28,461	201 25 22 25 7,115 25
	Total.	191,473	45,644	123,038	29,355	7,338 75
Cotton warps.	Great Britain... United States...	1,003 1,238 1,238 309 50
	Total.	2,241	1,238	309 50

SESSIONAL PAPER No. 11

OF IMPORTS—Continued.

FOR HOME CONSUMPTION.

Preferential Tariff.			Surtax Tariff.			Total.		
Quantity.	Value.	Duty.	Quantity.	Value.	Duty.	Quantity.	Value.	Duty Collected.
Yds.	\$	\$ cts.	Yds.	\$	\$ cts.	Yds.	\$	\$ cts.
29,676,367	2,950,950	688,559 11	71,373	12,914	6,026 53	30,090,573	3,015,761	712,749 59
						762	39	13 65
			5,543	651	303 80	12,762	1,518	607 25
						41,212	6,287	2,200 45
						1,050	93	32 55
			9,678	1,759	820 87	218,079	46,441	16,459 57
			175,127	34,738	16,211 13	184,382	35,094	16,335 73
						286	25	8 75
			2,049	245	114 33	32,911	3,351	1,172 85
			8,410	1,045	487 67	67,846	13,702	4,821 28
						5,471,099	478,350	167,544 42
29,676,367	2,950,950	688,559 11	272,180	51,352	23,964 33	36,120,962	3,600,661	921,949 09
13,916	1,687	224 95				13,916	1,687	224 95
						235	112	22 40
						1,062,156	104,281	20,856 20
13,916	1,687	224 95				1,076,307	106,080	21,103 55
	282,069	65,816 86		14	6 53		290,528	68,779 14
							1,024	358 40
							43	15 65
							35	12 25
				540	252 00		2,950	1,032 50
							540	252 00
							3,537	1,237 95
							125	43 75
							32,518	11,381 30
							6,092	2,132 20
	282,069	65,816 86		554	258 53		337,392	85,244 54
Lbs.			Lbs.			Lbs.		
3,728	683	113 84	263	107	35 67	3,991	790	149 51
			421	116	36 64	421	110	36 64
						124,946	15,235	3,808 75
3,728	683	113 84	684	217	72 31	129,358	16,135	3,994 90
68,435	16,289	2,714 91				71,449	17,094	2,916 16
						400	89	22 25
						119,624	28,461	7,115 25
68,435	16,289	2,714 91				191,473	45,644	10,053 66
	1,003	167 17					1,003	167 17
							1,238	309 50
	1,003	167 17					2,241	476 67

6-7 EDWARD VII., A. 1907

No. 1.—GENERAL STATEMENT

ARTICLES IMPORTED.	COUNTRIES.	TOTAL IMPORTS.		ENTERED		
		Quantity.	Value.	General Tariff.		
				Quantity.	Value.	Duty.
DUTIABLE GOODS— <i>Con.</i>			\$		\$	\$ cts.
Cotton, mfrs. of— <i>Con.</i>						
Seamless bags.....	Great Britain.....		6,195		819	163 80
	B. E. Indies.....		5,429			
	B. Poss. Other.....		1		1	0 20
	Arabia.....		3		3	0 60
	Brazil.....		352		352	70 40
	Holland.....		4		4	0 80
	Mexico.....		40		40	8 00
	Turkey.....		3		3	0 60
	United States.....		7,166		7,164	1,432 80
	Venezuela.....		171		171	34 20
	Total.....		19,364		8,557	1,711 40
Sheets and bed quilts and damask of cotton, N.O.P.	Great Britain.....		179,902		3,694	1,108 20
	Hong Kong.....		48		48	14 40
	Aust.-Hungary.....		532		532	159 60
	Belgium.....		1,249		1,249	374 70
	China.....		220		220	66 00
	France.....		896		896	268 80
	Germany.....		937		13	3 90
	Japan.....		277		277	83 10
	Switzerland.....		749		749	224 70
	United States.....		18,056		17,831	5,349 30
	Total.....		202,866		25,509	7,652 70
		Doz.		Doz.		
Shirts of cotton.....	Great Britain.....	11,822	57,084	97	644	225 40
	Hong Kong.....	13	15	13	15	5 25
	Aust.-Hungary.....	1,076	4,800	1,076	4,800	1,680 00
	China.....	52	104	52	104	36 40
	France.....	333	1,615	331	1,612	564 20
	Germany.....	343	1,659	194	840	294 00
	Japan.....	64	575	64	575	201 25
	Switzerland.....	69	129	69	129	45 15
	United States.....	26,218	107,270	26,217	107,357	37,574 95
	Total.....	39,990	173,242	28,113	116,976	40,626 60
Sewing thread on spools.....	Great Britain.....		158,526		1,150	287 50
	Hong Kong.....		12		12	3 00
	Belgium.....		14,127		15,534	3,883 50
	China.....		17		17	4 25
	France.....		4,118		3,314	828 50
	Germany.....		1,093			
	Japan.....		19		19	4 75
	United States.....		177,782		178,402	44,600 50
	Total.....		355,694		198,448	49,612 00
Sewing cotton thread in hanks, 3 and 6 cord.....		Lbs.		Lbs.		
	Great Britain.....	649,457	381,822			
	United States.....	545	222	545	222	33 30
	Total.....	641,002	384,044	545	222	33 30

SESSIONAL PAPER No. 11

OF IMPORTS—Continued.

FOR HOME CONSUMPTION.

Preferential Tariff.			Surtax Tariff.			Total.		
Quantity.	Value.	Duty.	Quantity.	Value.	Duty.	Quantity.	Value.	Duty Collected.
	\$	\$ cts.		\$	\$ cts.		\$	\$ cts.
	5,376	716 80					6,195	880 60
	5,429	723 89					5,429	723 89
							1	0 20
							3	0 60
							352	70 40
							4	0 80
							40	8 00
							3	0 60
							7,164	1,432 80
							171	34 20
	10,805	1,440 69					19,362	3,152 09
	176,420	35,284 00		54	21 60		180,168	36,413 80
							48	14 40
							532	159 60
							1,249	374 70
							220	66 00
							896	268 80
				924	369 60		937	373 50
							277	83 10
							749	224 70
							17,831	5,349 30
	176,420	35,284 00		978	391 20		202,907	43,327 90
Doz.			Doz.			Doz.		
11,550	55,959	13,057 58	131	262	122 27	11,778	56,865	13,405 25
						13	15	5 25
						1,076	4,800	1,680 60
						52	104	36 40
						331	1,612	564 20
			149	810	378 00	343	1,650	672 00
						64	575	201 25
						69	129	45 15
			50	95	44 32	26,267	107,452	37,619 27
11,550	55,959	13,057 58	330	1,167	544 59	39,993	173,202	54,228 77
	157,071	26,178 62		267	89 00		158,488	26,555 12
							12	3 00
							15,534	3,883 50
							17	4 25
							3,314	828 50
				1,093	364 30		1,093	364 30
							19	4 75
				137	45 67		178,539	44,646 17
	157,071	26,178 62		1,497	498 97		357,016	76,289 59
Lbs.			Lbs.			Lbs.		
640,651	383,887	38,388 70				640,651	383,887	38,388 70
						545	222	33 20
640,651	383,887	38,388 70				641,196	384,109	38,422 00

6-7 EDWARD VII., A. 1907
No. 1.—GENERAL STATEMENT

ARTICLES IMPORTED.	COUNTRIES.	TOTAL IMPORTS.		ENTERED		
		Quantity.	Value.	General Tariff.		
				Quantity.	Value.	Duty.
DUTIABLE GOODS— <i>Con.</i>			\$		\$	\$ cts.
Cotton, manufactures of— <i>Con.</i> Crochet cotton thread, on spools or tubes or in balls.	Great Britain.....		11,485		30	7 50
	Germany.....		35			
	United States.....		9,439		9,439	2,359 75
	Total		20,959		9,469	2,367 25
All-other-cotton thread, N.E.S.		Lbs.		Lbs.		
	Great Britain.....	1,730	211			
	United States.....	917	313	917	313	78 25
	Total	2,647	524	917	313	78 25
Clothing, N.E.S.	Great Britain.....		248,645		11,297	3,953 95
	B. E. Indies.....		50		50	17 50
	Hong Kong.....		637		637	222 95
	Aust.-Hungary.....		2,613		735	257 25
	Belgium.....		411		411	143 85
	China.....		1,379		1,379	482 65
	France.....		16,192		16,610	5,813 50
	Germany.....		19,999		428	149 80
	Japan.....		4,006		4,006	1,402 10
	St. Pierre.....		12		12	4 20
	Switzerland.....		8,479		8,479	2,967 65
	United States.....		370,319		370,052	129,518 20
Total		672,763		414,096	144,933 60	
Blouses and shirt waists.....	Great Britain.....		5,722		624	218 40
	France.....		918		949	332 15
	Germany.....		1,391			
	Japan.....		164		164	57 40
	Switzerland.....		427		427	149 45
	United States.....		79,320		79,057	27,669 95
	Total		87,944		81,221	28,427 35
Cotton bags made up by the use of the needle, not other- wise provided for.....	Great Britain.....		7,083		3	1 05
	Hong Kong.....		16		10	3 50
	France.....		36		45	15 75
	United States.....		56,266		56,385	19,734 75
	Total		63,389		56,443	19,755 05
Lampwicks.....	Great Britain.....		5,164		22	5 50
	Hong Kong.....		17		17	4 25
	Belgium.....		1		1	0 25
	China.....		16		16	4 00
	France.....		242		242	60 50
	Germany.....		23			
	Japan.....		2		2	0 50
	United States.....		5,429		5,398	1,349 50
Total		10,894		5,698	1,424 50	

SESSIONAL PAPER No. 11
OF IMPORTS—Continued.

FOR HOME CONSUMPTION.

Preferential Tariff.			Surtax Tariff.			Total.		
Quantity.	Value.	Duty.	Quantity.	Value.	Duty.	Quantity.	Value.	Duty Collected.
	\$	\$ cts.		\$	\$ cts.		\$	\$ cts.
	11,455	1,909 19					11,485	1,916 69
				35	11 66		35	11 66
							9,439	2,359 75
	11,455	1,909 19		25	11 66		20,959	4,288 10
Lbs.			Lbs.			Lbs.		
1,730	211	35 16				1,730	211	35 16
						917	313	78 25
1,730	211	35 16				2,647	524	113 41
	232,894	54,343 34		4,530	2,114 00		248,721	60,411 29
							50	17 50
							637	222 95
				1,443	673 40		2,178	930 65
							411	143 85
							1,379	482 65
				47	21 93		16,657	5,835 43
				19,584	9,139 14		20,012	9,288 94
							4,006	1,402 16
							12	4 20
							8,479	2,967 65
				725	338 33		370,777	129,856 53
	232,894	54,343 34		26,329	12,286 80		673,319	211,563 74
	4,801	1,121 29		304	141 87		5,729	1,481 56
							949	332 15
				1,391	649 12		1,391	649 12
							164	57 46
							427	149 45
							79,057	27,669 95
	4,801	1,121 29		1,695	790 99		87,717	30,339 63
	7,080	1,652 02					7,083	1,653 07
							10	3 50
							45	15 75
							56,385	19,734 75
	7,080	1,652 02					63,523	21,407 07
	5,143	857 38					5,165	862 88
							17	4 25
							1	0 25
							16	4 00
							242	60 50
				23	7 67		23	7 67
							2	0 50
				12	4 00		5,410	1,353 50
	5,143	857 38		35	11 67		10,876	2,293 55

6-7 EDWARD VII., A. 1907

No. 1.—GENERAL STATEMENT

ARTICLES IMPORTED.	COUNTRIES.	TOTAL IMPORTS.		ENTERED		
		Quantity.	Value.	General Tariff.		
				Quantity.	Value.	Duty.
DUTIABLE GOODS— <i>Con.</i>			\$		\$	\$ cts.
Cotton, manufactures of— <i>Con.</i> Shawls.....	Great Britain.....		1,792		74	22 20
	Germany.....		78			
	United States.....		11		11	3 30
	Total.....		1,881		85	25 50
Socks and stockings.....		Doz. prs.		Doz. prs.		
	Great Britain.....	94,242	127,760	1,658	2,105	736 75
	Hong Kong.....	72	55	72	55	19 25
	China.....	96	63	96	63	22 05
	France.....	2,477	2,920	1,859	2,045	715 75
	Germany.....	119,389	155,869	141	125	43 75
	Japan.....	20	10	20	10	3 50
	Switzerland.....	324	473	120	159	55 65
	United States.....	30,474	27,218	29,391	25,549	8,939 00
Total.....	247,094	314,368	33,357	30,102	10,535 70	
Tape, not dyed or coloured...	Great Britain.....		49,533		1,656	414 00
	France.....		288		288	72 00
	Germany.....		2,006			
	Switzerland.....		272		272	68 00
	United States.....		10,223		10,222	2,555 50
Total.....		62,322		12,438	3,109 50	
Tape, dyed or coloured...	Great Britain.....		24,914		5,877	2,056 95
	France.....		8		8	2 80
	Germany.....		1,553			
	Switzerland.....		293		293	102 55
	United States.....		5,762		5,432	1,901 20
Total.....		32,530		11,610	4,063 50	
Towels.....	Great Britain.....		96,649		974	292 20
	Aust.-Hungary.....		24		24	7 20
	France.....		131		131	39 30
	Germany.....		569			
	United States.....		1,010		957	287 10
Total.....		98,383		2,086	625 80	
Undershirts and drawers...	Great Britain.....		14,096		720	252 00
	France.....		12,156		12,156	4,254 60
	Germany.....		1,205		128	44 80
	Japan.....		71		71	24 85
	Switzerland.....		1,920		1,920	672 00
	United States.....		79,576		70,564	24,664 40
Total.....		100,024		85,559	29,945 65	

SESSIONAL PAPER No. 11

OF IMPORTS—Continued.

FOR HOME CONSUMPTION.

Preferential Tariff.			Surtax Tariff.			Total.		
Quantity.	Value.	Duty.	Quantity.	Value.	Duty.	Quantity.	Value.	Duty Collected.
	\$	\$ cts.		\$	\$ cts.		\$	\$ cts.
	1,713	342 60		5	2 00		1,792	366 80
				78	31 20		78	31 20
							11	3 30
	1,713	342 60		83	33 20		1,881	401 30
Doz. prs.			Doz. prs.			Doz. prs.		
74,778	104,633	24,414 77	17,687	21,275	9,928 33	94,123	128,013	35,079 85
						72	55	19 25
						96	63	22 05
			618	875	408 33	2,477	2,920	1,124 08
			119,319	155,781	72,697 88	119,451	155,906	72,741 63
						29	10	3 50
			294	314	146 53	324	473	292 18
			1,035	1,515	707 00	30,426	27,055	9,646 00
74,778	104,633	24,414 77	133,854	179,760	83,888 07	246,989	314,495	118,838 54
	46,805	7,800 95		1,071	357 00		49,532	8,571 95
							288	72 00
				2,006	668 63		2,006	668 63
							272	68 00
				1	0 33		10,223	2,555 83
	46,805	7,800 95		3,078	1,025 96		62,321	11,936 41
	18,186	4,243 41		851	397 13		24,914	6,697 49
							8	2 80
				1,553	724 68		1,553	724 68
							293	162 55
				330	154 00		5,762	2,055 20
	18,186	4,243 41		2,734	1,275 81		32,530	9,582 72
	94,721	18,944 20		138	55 20		95,833	19,291 60
							24	7 20
							131	39 30
				569	227 60		569	227 60
				53	21 20		1,610	398 30
	94,721	18,944 20		790	304 00		97,597	19,874 00
	13,223	3,085 52		153	71 40		14,096	3,408 92
							12,156	4,254 60
				1,077	562 64		1,205	547 44
							71	24 85
							1,920	672 00
				12	5 60		79,576	24,703 00
	13,223	3,085 52		1,242	579 64		100,024	33,610 81

6-7 EDWARD VII., A. 1907

No. 1.—GENERAL STATEMENT

ARTICLES IMPORTED.	COUNTRIES.	TOTAL IMPORTS.		ENTERED		
		Quantity.	Value.	General Tariff.		
				Quantity.	Value.	Duty.
		Yds.	£	Yds.	£	£ cts.
DUTIABLE GOODS—<i>Con.</i>						
Cotton, mfrs. of— <i>Con.</i>						
Uncoloured cotton fabrics, bleached, viz.:—Serims and window serims, cambrie cloths, muslin apron checks, brilliants, cords, piques, diapers, lenos, mosquito nettings, Swiss, jaconet and cambrie muslins, and plain, striped or checked lawns.	Great Britain...	1,947,767	164,568	28,609	3,975	993 75
	France	27,324	3,242	27,867	3,374	843 50
	Japan	386	72	386	72	18 00
	Switzerland	70,073	10,720	69,630	10,588	2,647 00
	United States...	138,767	7,953	138,767	7,953	1,988 25
	Total	2,184,317	186,555	265,259	25,962	6,490 50
Velvets, velveteens and plush fabrics, N.E.S.						
	Great Britain...	1,448,311	348,638	55,160	15,419	4,625 70
	Aust.-Hungary...	4,253	927	4,253	927	278 10
	France	37,309	12,215	36,567	12,128	3,638 40
	Germany	90,634	29,786			
	Holland	712	477	712	477	143 10
	Japan	4	1	4	1	0 30
	Switzerland	3,022	863	3,022	863	258 90
	United States...	257,901	76,874	256,183	75,894	22,768 20
	Total	1,842,146	469,779	355,901	105,709	31,712 70
Other articles made by the seamstress from cotton fabrics, N.O.P.						
	Great Britain		59,229		4,720	1,652 00
	Hong Kong		136		136	47 60
	Aust.-Hungary..		665		665	232 75
	Belgium		469		469	164 15
	China		67		67	23 45
	France		8,158		7,695	2,693 25
	Germany		2,650		29	10 15
	Holland		15		15	5 25
	Japan		1,189		1,189	416 15
	Sweden		15		15	5 25
	Switzerland		4,107		3,877	1,356 95
	Turkey		383			
	United States...		114,570		112,799	39,479 65
	Total		191,653		131,676	46,086 60
Crapes, black...						
	Great Britain...		10,484		123	24 60
	China		15		15	3 00
	France		2,323		2,323	464 60
	Germany		8			
	United States...		473		473	94 60
	Total		13,303		2,934	586 80

SESSIONAL PAPER No. 11
OF IMPORTS—Continued.

FOR HOME CONSUMPTION.

Preferential Tariff.			Surtax Tariff.			Total.		
Quantity.	Value.	Duty.	Quantity.	Value.	Duty.	Quantity.	Value.	Duty Collected.
Yds.	\$	\$ cts.	Yds.	\$	\$ cts.	Yds.	\$	\$ cts.
1,938,584	160,868	26,812 32	7	1	0 33	1,967,200	164,844	27,806 40
						27,867	3,374	843 50
						386	72	18 00
						69,630	10,588	2,647 00
						138,767	7,953	1,988 25
1,938,584	160,868	26,812 32	7	1	0 33	2,203,850	186,831	33,303 15
1,330,969	315,218	63,043 60	62,261	18,229	7,291 60	1,448,390	348,866	74,960 90
						4,253	927	278 10
			742	85	34 00	37,309	12,213	3,672 40
			90,139	29,812	11,924 80	90,139	29,812	11,924 80
						712	477	143 10
						4	1	0 30
			3,206	1,166	466 40	3,022	863	258 90
						259,389	77,060	23,234 60
1,330,969	315,218	63,043 60	156,348	49,292	19,716 80	1,843,218	470,219	114,473 10
	53,605	12,507 31		1,346	628 13		59,671	14,787 44
							136	47 60
							665	232 75
							469	164 15
							67	23 45
				156	72 80		7,851	2,766 05
				2,521	1,176 52		2,550	1,186 67
							15	5 25
							1,189	416 15
							15	5 25
							3,877	1,356 95
				131	61 13		112,930	39,540 78
	53,605	12,507 31		4,154	1,938 58		189,435	60,532 49
	9,986	1,331 52		375	100 00		10,484	1,456 12
							15	3 00
							2,323	464 60
				8	2 11		8	2 11
							473	94 60
	9,986	1,331 52		383	102 11		13,303	2,020 43

6-7 EDWARD VII., A. 1907

No. 1.—GENERAL STATEMENT

ARTICLES IMPORTED.	COUNTRIES.	TOTAL IMPORTS.		ENTERED		
		Quantity.	Value.	General Tariff.		
				Quantity.	Value.	Duty.
DUTIABLE GOODS— <i>Con.</i>		Pairs.	\$	Pairs.	\$	\$ cts.
Cuffs of cotton, linen, xylonite, xylolite or celluloid.....	Great Britain...	6,522	861	38	10	3 50
	Aust.-Hungary...	28,153	2,959	28,153	2,959	1,035 65
	Germany.....	651	75			
	Japan.....	512	84	512	84	29 49
	Switzerland.....	3,850	448	3,850	448	156 80
	United States...	5,877	724	5,877	724	253 40
	Total.....	45,565	5,151	38,430	4,225	1,478 75
Curtains and shams when made up, trimmed or untrimmed...	Great Britain...		435,905		33,144	11,600 40
	Hong Kong.....		22		22	7 70
	Aust.-Hungary.....		4,391		4,391	1,536 85
	Belgium.....		3,466		3,466	1,213 10
	China.....		26		26	9 10
	France.....		41,937		42,377	14,831 95
	Germany.....		483		103	36 05
	Japan.....		584		584	204 40
	Switzerland.....		71,800		72,339	25,318 65
	Turkey.....		34		34	11 90
	United States...		75,343		75,248	26,336 80
	Total.....		633,991		231,734	81,106 90
Cyclometers and pedometers...	Great Britain...		267		13	3 25
	United States...		1,416		1,143	285 75
	Total.....		1,683		1,156	289 00
Drugs, dyes, chemicals and medicines—						
Acids—Acetic and pyroligneous, N.E.S., not exceeding proof strength.....	United States...	Galls.		Galls.		
		61	42	61	42	9 15
Acetic and pyroligneous in excess of the strength of proof...	Great Britain...	7,554	5,862	208	189	315 86
	France.....			10	32	13 50
	Germany.....	4	9			
	United States...	390	340	390	340	579 51
	Total.....	7,948	6,211	608	561	908 87
Acid, acetic and pyroligneous, crude, of any strength, not exceeding 30 per cent.....	Great Britain...	55	4			
	United States...	49,890	2,860	49,890	2,860	715 00
	Total.....	49,945	2,864	49,890	2,860	715 00
Acid phosphate, N.O.P.....		Lbs.		Lbs.		
	Great Britain...	1,160	74	1,000	40	10 00
	United States...	331,363	19,418	331,363	19,418	4,854 50
	Total.....	332,523	19,492	332,363	19,458	4,864 50
Acids, mixed, N.E.S.....	Great Britain...	374	70	70	3	0 60
	United States...	297,270	7,805	297,270	7,805	1,561 00
	Total.....	297,644	7,875	297,340	7,808	1,561 60

SESSIONAL PAPER No. 11

OF IMPORTS—Continued.

FOR HOME CONSUMPTION.

Preferential Tariff.			Surtax Tariff.			Total.		
Quantity.	Value.	Duty.	Quantity.	Value.	Duty.	Quantity.	Value.	Duty Collected.
Pairs.	\$	\$ cts.	Pairs.	\$	\$ cts.	Pairs.	\$	\$ cts.
6,484	851	198 60				6,522	861	202 10
						28,153	2,959	1,035 65
			651	75	35 00	651	75	35 00
						512	84	29 40
						3,850	448	156 80
						5,877	721	253 40
6,484	851	198 60	651	75	35 00	15,565	5,151	1,712 35
	401,347	93,648 36		740	345 33		435,231	105,594 09
							22	7 70
							1,391	1,536 85
							3,466	1,213 10
							26	9 10
							42,377	14,831 95
				345	161 00		448	197 05
							584	204 40
							72,339	25,318 65
							34	11 90
				25	11 68		75,273	26,348 48
	401,347	93,648 36		1,110	518 01		634,191	175,273 27
	254	42 33					267	45 58
							1,143	285 75
	254	42 33					1,410	331 33
Galls.			Galls			Galls.		
						61	42	9 15
7,942	6,201	7,239 79				8,150	6,390	7,555 65
						10	32	13 50
			4	9	10 77	4	9	10 77
						390	340	579 51
7,942	6,201	7,239 79	4	9	10 77	8,554	6,771	8,159 43
55	4	0 66				55	4	0 66
						49,890	2,860	715 00
55	4	0 66				49,945	2,864	715 66
Lbs.			Lbs.			Lbs.		
160	34	5 67				1,160	74	15 67
						331,363	19,418	4,854 50
160	34	5 67				332,523	19,492	4,870 17
304	67	8 93				374	70	9 53
						297,270	7,805	1,561 00
304	67	8 93				297,644	7,875	1,570 53

6-7 EDWARD VII., A. 1907

No. 1.—GENERAL STATEMENT

ARTICLES IMPORTED.	COUNTRIES.	TOTAL IMPORTS.		ENTERED		
		Quantity.	Value.	General Tariff.		
				Quantity.	Value.	Duty.
		Lbs.	£	Lbs.	£	£ cts.
DUTIABLE GOODS— <i>Con.</i>						
Drugs, dyes, &c.— <i>Con.</i>						
Acid—Muriatic and nitric...	Great Britain...	2,403	288			
	Germany.....	19	56			
	United States...	107,462	3,588	107,737	3,540	708 00
	Total	109,875	3,932	107,737	3,540	708 00
Sulphuric	Great Britain...	5,015	99	4,398	81	20 25
	France.....			600	12	3 00
	United States...	818,195	8,485	816,979	8,447	2,111 75
	Total	823,210	8,584	821,968	8,540	2,135 00
Others, N.E.S.....	Great Britain...	177,739	28,763	42,016	2,364	472 80
	Belgium.....	776	35	776	35	7 00
	France.....	2,500	362	3,060	476	95 20
	Germany.....	38,230	4,959			
	United States...	285,281	12,785	283,656	12,360	2,472 00
	Total	594,526	46,904	329,508	15,235	3,047 00
Aniline dyes, in packages of less than 1 lb. weight ..	Germany.....	250	590			
	United States...	1,748	132	1,748	132	26 40
	Total	1,998	722	1,748	132	26 40
Gelatine and isinglass.	Great Britain...	48,257	16,664	3,614	979	244 75
	Aust.-Hungary..	6,860	972	6,360	944	236 00
	China.....	10	3	10	3	0 75
	France.....	29,813	4,762	37,995	5,951	1,487 75
	Germany.....	27,675	7,207			
	Japan.....	5,556	1,058	2,230	317	79 25
	Switzerland....	9,686	1,611	16,236	1,688	422 00
	United States...	88,911	30,760	85,577	29,607	7,401 75
	Total	216,768	63,037	146,022	39,489	9,872 25
Glue, powdered or sheet...	Great Britain...	726,420	58,728	115,180	12,527	3,131 75
	Aust.-Hungary..	344,013	17,235	223,200	13,941	3,260 25
	Belgium.....	4,000	822	6,234	984	246 00
	France.....	275,113	22,667	267,109	21,447	5,361 75
	Germany.....	708,122	46,292			
	Holland.....	24,535	1,192	64,638	2,619	654 75
	Italy.....			13,126	592	148 00
	Russia.....	169,598	8,514	230,615	10,120	2,530 00
	United States...	560,149	63,555	559,033	63,497	15,874 25
	Total	2,811,950	219,005	1,478,535	124,827	31,296 75
Glue, liquid	Great Britain...		800		312	78 00
	Aust.-Hungary..				25	6 25
	China.....		1		1	0 25
	Germany.....		52			
	United States...		13,806		13,806	3,451 50
	Total		14,659		14,144	3,536 00

SESSIONAL PAPER No. 11

OF IMPORTS—Continued.

FOR HOME CONSUMPTION.

Preferential Tariff.			Surtax Tariff.			Total.		
Quantity.	Value.	Duty.	Quantity.	Value.	Duty.	Quantity.	Value.	Duty Collected.
Lbs.	\$	\$ cts.	Lbs.	\$	\$ cts.	Lbs.	\$	\$ cts.
2,403	288	38 40	10	56	14 93	2,403	288	38 40
						10	56	14 93
						107,737	3,540	708 00
2,403	288	38 40	10	56	14 93	110,150	3,884	761 33
617	18	3 01				5,015	99	23 26
						600	12	3 00
						816,970	8,447	2,111 75
617	18	3 01				822,585	8,558	2,138 01
130,270	25,213	3,361 80	1,330	497	132 53	173,616	28,074	3,967 13
						776	35	7 00
						3,060	476	95 20
			38,230	4,959	1,322 48	38,230	4,959	1,322 48
			1,625	425	113 33	285,281	12,785	2,585 33
130,270	25,213	3,361 80	41,185	5,881	1,568 34	500,963	46,325	7,977 14
			250	590	157 33	250	590	157 33
						1,748	132	26 40
			250	590	157 33	1,998	722	183 73
42,832	15,323	2,553 85	20	12	4 00	46,466	16,314	2,802 60
			500	28	9 33	6,860	972	245 33
						10	3	0 75
						37,995	5,951	1,487 75
			31,727	7,631	2,543 65	31,727	7,621	2,543 65
						2,230	317	79 25
						10,236	1,688	422 00
			730	515	171 67	86,307	30,122	7,573 42
42,832	15,323	2,553 85	32,977	8,186	2,728 65	221,831	62,998	15,154 75
616,125	47,707	7,951 31	2,240	180	60 00	733,545	60,414	11,143 06
						223,200	13,041	3,260 25
						6,234	984	246 00
						267,109	21,447	5,361 75
			654,793	42,760	14,253 34	654,793	42,760	14,253 34
						64,638	2,619	654 75
						13,126	592	148 00
						230,015	10,120	2,530 00
			888	44	14 67	559,921	63,541	15,888 92
616,125	47,707	7,951 31	657,921	42,984	14,328 01	2,752,581	215,518	53,486 07
	488	81 38					800	159 38
							25	6 25
							1	0 25
				52	17 34		52	17 34
							13,806	3,451 50
	488	81 38		52	17 34		14,684	3,634 72

6-7 EDWARD VII., A. 1907

No. 1.—GENERAL STATEMENT

ARTICLES IMPORTED.	COUNTRIES.	TOTAL IMPORTS.		ENTERED		
		Quantity.	Value.	General Tariff.		
				Quantity.	Value.	Duty.
		Lbs.	£	Lbs.	£	£ cts.
DUTIABLE GOODS— <i>Con.</i>						
Drugs, dyes, &c.— <i>Con.</i>						
Glycerine, N.E.S.	Great Britain...	1,269,898	108,664	1,100	127	25 40
	France.....	200	63	200	63	12 60
	United States...	65,061	7,271	65,061	7,271	1,454 20
	Total	1,335,159	115,998	66,361	7,461	1,492 20
Glycerine, imported by manufacturers of explosives for use in the manufacture thereof in their own factories	Great Britain...	2,066,732	198,714			
	Mexico.....	225,741	19,634	225,744	19,634	1,963 40
	United States...	92,751	9,600	120,485	12,651	1,265 10
	Total	2,385,224	227,948	346,229	32,285	3,228 50
Gums—						
Camphor	Great Britain...	10,354	7,716			
	Hong Kong...	246	123	240	123	24 60
	Newfoundland...	200	124	200	124	24 80
	Japan.....	15,200	9,721	17,100	10,712	2,142 40
	United States...	6,776	5,014	7,286	5,476	1,095 20
	Total	32,770	22,698	24,826	16,435	3,287 00
Opium (crude).....	Great Britain...	5,839	22,062	1,074	2,046	1,074 00
	B. E. Indies....	62,145	244,996			
	France.....	250	487	250	487	250 00
	Germany.....	5	12			
	Turkey.....	200	414	200	414	260 00
	United States...	7,213	17,346	3,246	6,975	3,246 00
	Total	75,652	285,317	4,770	9,922	4,770 00
Other, N.E.S.	Great Britain...	254	49	254	49	9 80
	United States...	12,288	2,280	12,288	2,280	456 00
	Total	12,542	2,329	12,542	2,329	465 80
Liquorice, in paste, rolls and sticks	Great Britain...	219,319	14,940	185,088	12,494	2,498 80
	Holland.....	1,150	96	1,150	96	19 20
	Italy.....	2,691	396	2,691	396	79 20
	Russia.....	71,841	5,984	85,644	6,605	1,321 00
	Turkey.....	955,273	62,309	618,865	42,300	8,460 00
	United States...	1,303,050	108,493	1,302,750	108,466	21,693 20
	Total	2,556,324	192,218	2,196,188	170,357	34,071 40
Magnesia	Great Britain...	59,819	3,980	560	93	18 60
	United States...	206,735	4,747	205,773	4,735	947 00
	Total	266,554	8,727	206,333	4,828	965 60
Milk food, and other similar preparations.....	Great Britain...		39,374			
	Belgium.....		264		264	79 20
	France.....		31		31	9 30
	Switzerland....		12,189		9,832	2,949 60
	United States...		38,282		40,803	12,240 90
	Total		90,140		50,930	15,279 00

SESSIONAL PAPER No. 11
OF IMPORTS—Continued.

FOR HOME CONSUMPTION.

Preferential Tariff.			Surtax Tariff.			Total.		
Quantity.	Value.	Duty.	Quantity.	Value.	Duty.	Quantity.	Value.	Duty Collected.
Lbs.	\$	\$ cts.	Lbs.	\$	\$ cts.	Lbs.	\$	\$ cts.
1,262,930	105,532	14,071 02				1,264,030	105,659	14,096 42
						200	63	12 60
						65,061	7,271	1,454 20
1,262,930	105,532	14,071 02				1,329,291	112,993	15,563 22
2,065,104	200,729	13,382 01				2,065,104	200,729	13,382 01
						225,744	19,634	1,963 40
						120,485	12,651	1,265 10
2,065,104	200,729	13,382 01				2,411,333	233,014	16,610 51
11,417	7,582	1,010 94				11,417	7,582	1,010 94
						240	123	24 60
						200	124	24 80
						17,100	10,712	2,142 40
						7,286	5,476	1,055 20
11,417	7,582	1,010 94				36,243	24,017	4,297 94
4,920	19,090	3,280 00				5,994	21,136	4,354 60
58,837	232,919	39,224 67				58,837	232,919	39,224 67
						250	487	250 00
			5	12	6 67	5	12	6 67
						200	414	200 00
						3,246	6,975	3,246 00
63,757	252,009	42,504 67	5	12	6 67	68,532	261,943	47,281 34
						254	49	9 80
						12,288	2,280	456 00
						12,542	2,329	465 80
53,027	4,236	564 90				238,115	16,730	3,063 70
						1,150	96	19 20
						2,691	396	79 20
						85,644	6,605	1,321 00
						618,865	42,300	8,460 00
						1,302,750	108,466	21,693 20
53,027	4,236	564 90				2,249,215	174,593	34,636 30
30,139	2,496	332 79	29,120	1,391	370 94	59,819	3,980	722 33
			962	12	3 20	206,735	4,747	950 20
30,139	2,496	332 79	30,682	1,403	374 14	266,554	8,727	1,672 53
	39,414	7,882 80					39,414	7,882 80
							264	79 20
							31	9 30
							9,832	2,949 60
							40,803	12,240 90
	39,414	7,882 80					90,344	23,161 80

6-7 EDWARD VII., A. 1907

No. 1.—GENERAL STATEMENT

ARTICLES IMPORTED.	COUNTRIES.	TOTAL IMPORTS.		ENTERED		
		Quantity.	Value.	General Tariff.		
				Quantity.	Value.	Duty.
DUTIABLE GOODS— <i>Con.</i>		Ozs.	£	Ozs.	£	£ cts.
Drugs, dyes, &c.— <i>Con.</i>						
Morphine.	Great Britain...	5,120	5,770	8	10	2 00
	United States...	321	661	321	661	132 20
	Total	5,441	6,431	329	671	134 20
		Lbs.		Lbs.		
Opium, powdered	Great Britain...	181	482	63	169	85 05
	Belgium.....	141	423			
	Germany.....	11,006	34,694			
	Turkey.....	290	356			
	United States...	20	71	20	71	27 00
	Total	11,548	36,026	83	240	112 05
Proprietary medicines, in liquid form, containing alcohol.....						
	Great Britain.....		4,200		3,859	1,929 50
	France.....		8,707		7,922	3,961 00
	Germany.....		1,194			
	Italy.....				386	193 00
	Switzerland.....		111		111	55 50
	United States.....		58,958		60,206	30,103 00
	Total		73,170		72,484	36,242 00
Proprietary medicines, not otherwise provided for.....						
	Great Britain		125,360		4,039	1,009 75
	Australia.....		39		39	9 75
	Hong Kong		1,484		1,484	371 00
	Aust.-Hungary.....		41		41	10 25
	Belgium.....				58	14 50
	China.....		2,810		2,636	659 00
	France.....		36,984		36,984	9,246 00
	Germany.....		4,208		140	35 00
	Holland.....		1,223		1,257	314 25
	Iceland.....		27		27	6 75
	Japan.....		1,160		740	185 00
	Switzerland.....		428		428	107 00
	United States.....		270,813		276,604	69,151 00
	Total.....		444,541		324,477	81,119 25
Potash or potassa, bicarbonate of.....						
	Great Britain.....	912	227	28	3	0 60
	United States.....	6,240	503	6,240	503	100 60
	Total.....	7,152	730	6,268	506	101 20
Salts, glauber						
	Great Britain.....	187,950	717	24,860	94	18 80
	United States.....	45,973	315	42,758	283	56 60
	Total.....	233,923	1,032	67,618	377	75 40
Soda, bicarbonate of.....						
	Great Britain.....	4,509,311	40,326			
	Aust.-Hungary.....	82,414	682	82,414	682	136 40
	United States.....	497,204	5,611	494,201	5,371	1,074 20
	Total.....	5,088,929	46,619	576,615	6,053	1,210 60

SESSIONAL PAPER No. 11

OF IMPORTS—Continued.

FOR HOME CONSUMPTION.

Preferential Tariff.			Surtax Tariff.			Total.		
Quantity.	Value.	Duty.	Quantity.	Value.	Duty.	Quantity.	Value.	Duty Collected.
Ozs.	\$	§ cts.	Ozs.	\$	§ cts.	Ozs.	\$	§ cts.
5,112	5,760	768 02				5,120	5,770	770 02
						321	661	132 20
5,112	5,760	768 02				5,441	6,431	902 22
Lbs.			Lbs.			Lbs.		
118	313	106 20				181	482	191 25
						20	71	27 00
118	313	106 20				201	553	218 25
							3,859	1,929 50
							7,922	3,961 00
				3,192	2,127 98		3,192	2,127 98
							386	193 00
							111	55 50
							60,206	30,103 00
				3,192	2,127 98		75,676	38,369 98
	122,836	20,473 55		427	142 33		127,302	21,625 63
							39	9 75
							1,484	371 00
							41	10 25
							58	14 50
							2,636	659 00
				11	3 67		36,995	9,249 67
				4,120	1,373 40		4,260	1,408 40
							1,257	314 25
							27	6 75
							740	185 00
							428	107 00
				63	21 60		276,667	69,172 00
	122,836	20,473 55		4,621	1,540 40		451,934	103,133 20
884	224	29 88				912	227	30 48
						6,240	503	100 60
884	224	29 88				7,152	730	131 08
163,090	623	83 07				187,950	717	101 87
				3,215	32	8 54	45,973	315
163,090	623	83 07	3,215	32	8 54	233,923	1,032	167 01
4,509,311	40,326	5,376 86				4,509,311	40,326	5,376 86
						82,414	682	136 40
						494,201	5,371	1,074 20
4,509,311	40,326	5,376 86				5,085,926	46,379	6,587 46

6-7 EDWARD VII., A. 1907

No. 1.—GENERAL STATEMENT

ARTICLES IMPORTED.	COUNTRIES.	TOTAL IMPORTS.		ENTERED		
		Quantity.	Value.	General Tariff.		
				Quantity.	Value.	Duty.
DUTIABLE GOODS— <i>Con.</i>			\$		\$	\$ cts.
Drugs, dyes, &c.— <i>Con.</i>						
Sodium hyposulphite.....	Great Britain.....		2,060			
	Aust.-Hungary.....		3,940		3,940	788 00
	Belgium.....		172		172	34 40
	Germany.....		200			
	United States.....		4,906		4,906	981 20
	Total.....		11,278		9,018	1,803 60
Sulphuric ether, chloroform and solutions of peroxides of hydrogen.....						
		Lbs.		Lbs.		
	Great Britain...	13,526	8,980	680	470	117 50
	Aust.-Hungary..	4,100	1,917	4,850	1,274	318 50
	France.....	327	97	27	4	1 00
	Germany.....	32,952	7,365	3,746	632	158 00
	United States...	132,506	14,949	133,223	14,782	3,695 50
	Total.....	183,411	32,408	142,526	17,162	4,290 50
Thorium nitrate.....						
	United States.....		29			
Vaseline and all similar pre- parations of petroleum, for toilet, medicinal or other purposes.....						
	Total.....					
	Great Britain...		16		14	3 50
	France.....		22		22	5 50
	Germany.....		32			
	United States...		14,238		14,208	3,552 00
	Total.....		14,308		14,244	3,561 00
Yeast cakes.....						
	United States...	3,681	366	3,616	359	216 96
Yeast, compressed, in packages weighing less than 50 lbs.....						
	United States...	870	178	870	178	52 20
Yeast, compressed, in bulk or mass of not less than 50 lbs.....						
	United States...	226,329	48,072	226,329	48,072	6,789 87
All other drugs, dyes and chemicals, &c., N.O.P.....						
	Great Britain...		194,227		11,513	2,302 60
	B. Guiana.....					
	Hong Kong.....		59		59	11 80
	Aust.-Hungary.....		2,678		2,678	535 60
	Belgium.....		3,989		4,057	811 40
	China.....		92		92	18 40
	France.....		19,983		19,617	3,923 40
	Germany.....		54,108		51	10 20
	Holland.....		1,517		1,517	303 40
	Italy.....		357		382	76 40
	Japan.....		696		439	87 80
	Switzerland.....		12,415		12,839	2,567 80
	Turkey.....		10		10	2 00
	United States...		320,577		315,625	63,125 00
	Total.....		610,708		368,879	73,775 80

SESSIONAL PAPER No. 11

OF IMPORTS—Continued.

FOR HOME CONSUMPTION.

Preferential Tariff.			Surtax Tariff.			Total.		
Quantity.	Value.	Duty.	Quantity.	Value.	Duty.	Quantity.	Value.	Duty Collected.
	\$	\$ cts.		\$	\$ cts.		\$	\$ cts.
	2,060	274 67					2,060	274 67
							3,940	788 00
				200	53 33		172	34 40
							200	53 33
							4,906	981 20
	2,060	274 67		200	53 33		11,278	2,131 60
Lbs.			Lbs.			Lbs.		
10,887	7,446	1,241 01	1,643	528	176 00	13,210	8,444	1,534 51
						4,850	1,274	318 50
						27	4	1 00
			42,456	6,578	2,192 71	46,202	7,210	2,350 71
			275	134	44 67	133,498	14,916	3,740 17
10,887	7,446	1,241 01	44,374	7,240	2,413 38	197,787	31,848	7,944 89
				29	7 74		29	7 74
	2	0 34					16	3 84
							22	5 50
				32	10 67		32	10 67
				30	10 00		14,238	3,562 00
	2	0 34		62	20 67		14,308	3,582 01
							3,616	359
							870	178
							226,329	48,072
	179,761	23,969 14		4,819	1,285 07		196,093	27,556 81
	65	8 67					65	8 67
							59	11 80
							2,678	535 60
							4,057	811 40
							92	18 40
				102	27 20		19,719	3,950 60
				53,418	14,244 98		53,469	11,255 18
							1,517	303 40
							382	76 40
							439	87 80
							12,839	2,567 80
							10	2 00
				5,165	1,377 33		320,790	64,502 33
	179,826	23,377 81		63,504	16,934 58		612,209	114,688 19

6-7 EDWARD VII., A. 1907

No. 1.—GENERAL STATEMENT

ARTICLES IMPORTED.	COUNTRIES.	TOTAL IMPORTS.		ENTERED		
		Quantity.	Value.	General Tariff.		
				Quantity.	Value.	Duty.
DUTIABLE GOODS.			§		§	§ cts.
Earthen and chinaware—(See brick and tiles.) Baths, tubs and washstands of earthenware, stone, cement or clay, or of other material, N.O.P.	Great Britain.....		15,939		192	57 60
	China.....		8		8	2 40
	Germany.....		19			
	United States.....		52,187		51,862	15,558 60
	Total.....		68,153		52,062	15,618 60
Brown or coloured earthen and stoneware, and Rockingham ware.....	Great Britain.....		3,698		352	105 60
	France.....		373		373	111 90
	Japan.....		427		427	128 10
	United States.....		3,868		3,865	1,159 50
	Total.....		8,366		5,017	1,505 10
Decorated, printed or sponged, and all earthenware, N.E.S.	Great Britain.....		126,128		3,623	1,086 90
	Hong Kong.....		34		346	103 80
	Aust. Hungary.....		2,678		2,678	803 40
	China.....		28		289	86 70
	Denmark.....		198		198	59 40
	France.....		7,987		7,988	2,396 40
	Germany.....		14,390		755	226 50
	Italy.....		3		32	9 60
	Japan.....		5,763		5,690	1,707 00
	United States.....		33,268		33,092	9,927 60
	Total.....		191,083		54,691	15,407 30
Demijohns, charms or crocks.	Great Britain.....		997		27	8 10
	Newfoundland.....		3		3	0 90
	Aust. Hungary.....		101		71	21 30
	Belgium.....		20		20	6 00
	France.....		56		56	16 80
	Germany.....		62			
	Holland.....		121		121	36 30
	Turkey.....				1	0 30
	United States.....		8,912		8,912	2,673 60
Total.....		10,272		9,211	2,763 30	
White granite or ironstone ware, C.C. or cream coloured ware.....	Great Britain.....		38,573		1 026	307 80
	Aust. Hungary.....		29		29	8 70
	Japan.....		188		188	56 40
	United States.....		7,494		7,494	2,248 20
	Total.....		46,284		8,737	2,621 10

SESSIONAL PAPER No. 11

OF IMPORTS—Continued.

FOR HOME CONSUMPTION.

Preferential Tariff.			Surtax Tariff.			Total.		
Quantity.	Value.	Duty.	Quantity.	Value.	Duty.	Quantity.	Value.	Duty Collected.
	\$	\$ cts.		\$	\$ cts.		\$	\$ cts.
.....	15,747	3,149 40	15,939	3,207 60
.....	19	7 60	8	2 40
.....	19	7 60
.....	51,862	15,558 60
.....	15,747	3,149 40	19	7 60	67,828	18,775 60
.....	3,346	669 20	3,698	774 80
.....	373	111 90
.....	427	128 10
.....	3,865	1,159 50
.....	3,346	669 20	8,363	2,174 30
.....	122,668	24,533 60	451	180 40	126,742	25,804 90
.....	346	103 80
.....	2,678	803 40
.....	289	86 70
.....	198	59 40
.....	13,566	5,426 40	7,988	2,396 40
.....	14,321	5,652 90
.....	32	9 60
.....	5,690	1,707 00
.....	176	70 40	33,268	9,998 00
.....	122,668	24,533 60	14,193	5,677 20	191,552	46,618 10
.....	1,205	241 00	1,232	249 10
.....	36	12 00	3	0 90
.....	101	33 30
.....	20	6 00
.....	62	24 80	56	16 80
.....	62	24 80
.....	121	36 30
.....	1	0 30
.....	8,952	2,673 60
.....	1,205	241 00	92	36 80	10,508	3,041 10
.....	39,223	7,844 60	40,249	8,152 40
.....	29	8 70
.....	188	56 40
.....	7,494	2,248 20
.....	39,223	7,844 60	47,960	10,465 70

6-7 EDWARD VII., A. 1907

No. 1.—GENERAL STATEMENT

ARTICLES IMPORTED.	COUNTRIES.	TOTAL IMPORTS.		ENTERED				
		Quantity.	Value.	General Tariff.				
				Quantity.	Value.	Duty.		
DUTIABLE GOODS— <i>Con.</i>			§		§	§ cts.		
Earthen and chinaware— <i>Con.</i>								
Tableware of china, porcelain or other clay.....	Great Britain.....		699,416		5,264	1,579 20		
	Hong Kong.....		284		284	85 20		
	Aust.-Hungary.....		20,601		20,552	6,165 60		
	Belgium.....		171		171	51 30		
	China.....		1,445		1,445	433 50		
	Denmark.....		203		203	60 90		
	France.....		41,388		41,388	12,416 40		
	Germany.....		101,413		4,857	1,457 10		
	Holland.....		5,648		5,648	1,694 49		
	Italy.....		32		32	9 60		
	Japan.....		50,904		50,904	15,271 20		
	St. Pierre.....		15		15	4 50		
	United States.....		23,035		22,631	6,789 30		
	Total.....		944,555		153,894	46,018 20		
China and porcelain ware, N.E.S.....	Great Britain.....		49,113		5,697	1,682 10		
	Hong Kong.....		505		505	151 50		
	Aust.-Hungary.....		25,680		26,166	7,849 80		
	Belgium.....		10		19	3 00		
	China.....		1,089		1,089	326 70		
	Denmark.....		24		24	7 20		
	France.....		20,663		20,931	6,279 30		
	Germany.....		72,890		283	84 90		
	Holland.....		387		387	116 10		
	Italy.....		476		476	142 80		
	Japan.....		37,563		37,575	11,272 50		
	United States.....		11,095		10,389	3,116 70		
	Total.....		210,495		103,442	31,032 60		
Earthenware tiles.....	Great Britain.....		28,822		303	106 05		
	Belgium.....		228		228	79 80		
	France.....		754		754	263 90		
	Germany.....		19					
	Holland.....		1		1	0 35		
	United States.....		48,000		48,665	16,822 75		
	Total.....		77,824		49,351	17,272 85		
Manufactures of earthenware, N.E.S.....	Great Britain.....		18,137		1,311	393 30		
	Aust.-Hungary.....		2,669		2,683	804 90		
	China.....		129		129	38 70		
	France.....		4,680		4,680	1,404 00		
	Germany.....		3,123		360	168 00		
	Italy.....		169		169	50 70		
	Japan.....		927		927	278 10		
	Switzerland.....		39		39	11 70		
	United States.....		87,999		87,817	26,345 19		
	Total.....		117,875		98,115	29,434 50		
Eggs.....	Australia.....	Doz.	710	92	Doz.	710	92	21 30
	Hong Kong.....		14,672	799	14,672	799	440 16	
	China.....		20,918	1,169	20,918	1,169	627 54	
	United States.....		448,929	92,172	426,369	86,877	12,791 07	
	Total.....		485,229	94,232	462,669	88,937	13,886 07	

SESSIONAL PAPER No. 11

OF IMPORTS—Continued.

FOR HOME CONSUMPTION.

Preferential Tariff.			Surtax Tariff.			Total.		
Quantity.	Value.	Duty.	Quantity.	Value.	Duty.	Quantity.	Value.	Duty Collected.
	\$	\$ cts.		\$	\$ cts.		\$	\$ cts.
.....	705,415	105,812 25	473	189 20	711,152	107,580 65
.....			288	115 20	284	85 20
.....			20,840	6,280 80
.....			171	51 30
.....			1,445	433 50
.....			203	60 90
.....			96,090	38,436 00	41,388	12,416 40
.....			100,947	39,893 10
.....			5,648	1,694 40
.....			32	9 60
.....			50,904	15,271 20
.....			404	161 60	15	4 50
.....			23,035	6,950 90
.....	705,415	105,812 25	97,255	38,902 00	956,064	190,732 45
.....	34,715	6,943 00	448	179 20	40,779	8,804 30
.....			391	156 40	505	151 50
.....			26,557	8,006 20
.....			10	3 00
.....			1,089	326 70
.....			24	7 20
.....			20,931	6,279 30
.....			74,401	29,760 40	74,684	29,845 30
.....			387	116 10
.....			476	142 80
.....			616	246 40	37,575	11,272 50
.....			11,005	3,363 10
.....	34,715	6,943 00	75,856	30,342 40	214,013	68,318 00
.....	28,877	6,737 96	29,180	6,844 01
.....			228	79 80
.....			19	8 87	754	263 90
.....			19	8 87
.....			1	0 35
.....			48,065	16,822 75
.....	28,877	6,737 96	19	8 87	78,247	24,019 68
.....	16,788	3,357 60	119	47 60	18,218	3,798 50
.....			2,683	804 00
.....			129	38 70
.....			2,766	1,106 40	4,680	1,404 00
.....			3,126	1,214 40
.....			169	50 70
.....			927	278 10
.....			36	14 40	39	11 70
.....			87,853	26,359 50
.....	16,788	3,357 60	2,921	1,168 40	117,824	33,960 50
Doz.			Doz.			Doz.		
.....			710	21 30
.....			14,672	440 16
.....			20,918	627 54
.....			426,369	12,791 07
.....			462,669	13,880 07

6-7 EDWARD VII., A. 1907

No. 1.—GENERAL STATEMENT

ARTICLES IMPORTED.	COUNTRIES.	TOTAL IMPORTS.		ENTERED				
		Quantity.	Value.	General Tariff.				
				Quantity.	Value.	Duty.		
						\$ cts.		
DUTIABLE GOODS— <i>Con.</i>								
Elastic, round or flat, including garter elastic.....	Great Britain.....		91,468		154	53 90		
	Hong Kong.....		1		1	9 35		
	France.....		2,215		2,215	775 25		
	Germany.....		104					
	United States.....		24,574		24,574	8,600 90		
	Total		118,362		26,944	9,430 40		
Electric light carbons and car- bon points, of all kinds, N.E.S.	Aust.-Hungary.....	M.	83	1,196	M.	72	1,091	353 85
	France.....		151	1,091		151	1,091	381 85
	Germany.....		512	7,180				
	United States.....		4,915	38,597		4,691	35,806	12,532 10
		Total		5,661	48,064		4,914	37,908
Electric carbons over 6 inches in circumference.....	United States.....	No.	129	71	No.	120	71	10 65
Electric apparatus, N.E.S., in- sulators of all kinds, &c., electric and galvanic batter- ies; telegraph and telephone instruments.....	Great Britain.....		68,718		1,962		490 50	
	Aust.-Hungary.....		1,505		1,452		363 00	
	Belgium.....		194		194		48 50	
	Denmark.....		3,431					
	France.....		7,579		7,379		1,894 75	
	Germany.....		8,438					
	Holland.....				1,090		272 50	
	Italy.....		155		155		38 75	
	Sweden.....		500		500		125 00	
	Switzerland.....		1,689		1,689		422 25	
	United States.....		2,369,517		2,367,497		591,874 25	
	Total		2,461,726		2,382,118		595,529 50	
Electric motors, generators, dynamoes and sockets.....	Great Britain.....		12,583		4,851		1,212 75	
	Aust.-Hungary.....		260		260		65 00	
	France.....		652		652		163 00	
	Holland.....		5,937		5,937		1,484 25	
	Sweden.....		271		271		67 75	
	Switzerland.....		1,151		1,151		287 75	
	United States.....		982,999		981,097		245,274 25	
	Total		1,003,853		994,219		248,554 75	
Embroideries, not otherwise provided for.....	Great Britain.....		24,548		9,496		3,323 60	
	Aust.-Hungary.....		1,675		1,675		586 25	
	China.....		209		209		73 15	
	France.....		6,988		6,562		2,296 70	
	Germany.....		6,365					
	Japan.....		3,282		3,282		1,148 70	
	Switzerland.....		33,899		33,566		11,748 10	
	United States.....		9,322		8,364		2,927 40	
	Total		86,288		63,154		22,103 90	

SESSIONAL PAPER No. 11

OF IMPORTS—Continued.

FOR HOME CONSUMPTION.

Preferential Tariff.			Surtax Tariff.			Total.		
Quantity.	Value.	Duty.	Quantity.	Value.	Duty.	Quantity.	Value.	Duty Collected.
	\$	\$ cts.		\$	\$ cts.		\$	\$ cts.
	91,314	21,306 85					91,468	21,360 75
							1	0 35
							2,215	775 25
				104	48 53		104	48 53
							24,574	8,600 90
	91,314	21,306 85		104	48 53		118,362	30,785 78
M.			M.			M.		
						72	1,011	353 85
						151	1,091	381 85
			512	7,180	3,350 65	512	7,180	3,350 65
			244	3,058	1,427 07	4,935	38,864	13,959 17
			756	10,238	4,777 72	5,679	48,146	18,045 52
No.			No.			No.		
						120	71	10 65
	66,213	11,035 63		54	18 00		68,229	11,544 13
				53	17 67		1,505	380 67
							194	48 50
							7,579	1,894 75
				8,438	2,812 69		8,438	2,812 69
							1,090	272 50
							155	38 75
							500	125 00
							1,689	422 25
				538	179 33		2,368,035	592,053 58
	66,213	11,035 63		9,083	3,027 69		2,457,414	609,592 82
	7,732	1,288 67					12,583	2,501 42
							260	65 00
							652	163 00
							5,937	1,484 25
							271	67 75
							1,151	287 75
				166	55 33		981,263	245,329 58
	7,732	1,288 67		166	55 33		1,002,117	249,898 75
	12,053	2,812 48		2,970	1,386 00		24,519	7,522 08
							1,675	586 25
							209	73 15
				296	138 13		6,858	2,434 83
				6,464	3,016 53		6,464	3,016 53
							3,282	1,148 70
							33,566	11,748 10
				45	21 00		8,409	2,948 40
	12,053	2,812 48		9,775	4,561 66		84,982	29,478 04

6-7 EDWARD VII., A. 1907

No. 1.—GENERAL STATEMENT

ARTICLES IMPORTED.	COUNTRIES.	TOTAL IMPORTS.		ENTERED			
		Quantity.	Value.	General Tariff.			
				Quantity.	Value.	Duty.	
DUTIABLE GOODS— <i>Con.</i>			£		£	£ cts.	
Emery wheels and manufactures of Emery	Great Britain		271				
	Germany		183				
	Switzerland		6				
	United States		41,626		41,626	10,406 50	
	Total		42,086		41,626	10,406 50	
Express parcels of small value.	Great Britain		3,643		223	44 07	
	Newfoundland		397		367	63 67	
	Germany		140				
	United States		1,061,290		1,061,285	277,222 97	
	Total		1,065,380		1,061,815	277,330 71	
Fancy Goods, viz : Alabaster, spar, amber, terra cotta, or composition or- naments	Great Britain		437		182	63 70	
	Aust.-Hungary		40		40	14 00	
	France		309		308	108 15	
	Germany		439				
	Italy		3		3	1 05	
	Japan		20		20	7 00	
	United States		2,636		2,636	922 60	
	Total		3,884		3,190	1,116 50	
	Bead ornaments and statu- ettes, N.E.S.	Great Britain		4,486		2,976	1,041 60
		Aust.-Hungary		3,729		3,822	1,337 70
Belgium			53		53	18 55	
China			51		51	17 85	
France			33,088		33,987	11,895 45	
Germany			16,062		1,156	404 60	
Holland			3		3	1 05	
Italy			1,575		1,575	551 25	
Japan			278		278	97 30	
Switzerland			619		619	216 65	
Turkey			867		867	303 45	
United States			15,422		15,392	5,387 20	
Total		76,233		60,779	21,272 65		
Boxes, fancy, ornamental cases and writing desks, &c.	Great Britain		32,525		2,032	711 20	
	B. Africa		10		10	3 50	
	Hong Kong		24		24	8 40	
	Aust.-Hungary		563		563	197 05	
	Belgium		491		103	36 05	
	China		105		105	36 75	
	France		1,809		1,745	610 75	
	Germany		35,412		6	2 10	
	Japan		4,392		4,392	1,537 20	
	Switzerland		99		99	34 65	
	Turkey		88		88	30 80	
	United States		63,293		62,816	21,985 60	
	Total		138,631		71,983	25,194 05	

SESSIONAL PAPER No. 11

OF IMPORTS—Continued.

FOR HOME CONSUMPTION.

Preferential Tariff.			Surtax Tariff.			Total.		
Quantity.	Value.	Duty.	Quantity.	Value.	Duty.	Quantity.	Value.	Duty Collected.
	\$	\$ cts.		\$	\$ cts.		\$	\$ cts.
	271	45 17		183	61 01		271	45 17
							183	61 01
							41,626	10,406 50
	271	45 17		183	61 01		42,050	10,512 68
	3,420	795 67					3,643	839 74
				140	46 86		307	63 67
				5	2 33		140	46 86
							1,061,290	277,225 30
	3,420	795 67		145	49 19		1,065,380	278,175 57
	227	52 97		28	13 07		437*	129 74
							40	14 00
				439	204 88		309	108 15
							439	204 88
							3	1 05
							20	7 00
							2,636	922 60
	227	52 97		467	217 95		3,884	1,387 42
	521	121 62		989	461 53		4,486	1,624 75
							3,822	1,337 70
							53	18 55
							51	17 85
				34	15 87		34,021	11,911 32
				14,480	6,757 34		15,636	7,161 94
							3	1 05
							1,575	551 25
							278	97 30
							619	216 65
							867	303 45
				34	15 87		15,426	5,403 07
	521	121 62		15,537	7,250 61		76,837	28,644 88
	27,829	6,493 80		2,461	1,148 47		32,322	8,353 47
							10	3 50
							24	8 40
							563	197 05
				298	139 06		401	175 11
							105	36 75
				64	29 87		1,809	640 62
				35,400	16,520 22		35,406	16,522 32
							4,392	1,537 20
							99	34 65
							88	30 80
				424	197 87		63,240	22,183 47
	27,829	6,493 80		38,647	18,035 49		138,459	49,723 34

6-7 EDWARD VII., A. 1907

No. 1.—GENERAL STATEMENT

ARTICLES IMPORTED.	COUNTRIES.	TOTAL IMPORTS.		ENTERED		
		Quantity.	Value.	General Tariff.		
				Quantity.	Value.	Duty.
DUTIABLE GOODS— <i>Con.</i>			£		£	£ cts.
Fancy goods— <i>Con.</i>						
1 Braids, bracelets, cords, fringes, tassels, &c.....	Great Britain.....		136,366		32,504	11,376 40
	Hong Kong.....		12		12	4 20
	Aust.-Hungary.....		4,098		4,098	1,434 30
	Belgium.....		3,730		3,730	1,305 50
	China.....		46		46	16 10
	France.....		43,393		42,863	15,062 05
	Germany.....		132,889		1,528	534 80
	Italy.....		33		33	11 55
	Japan.....		103		103	36 05
	Switzerland.....		11,587		10,944	3,830 40
	United States.....		122,622		122,112	42,739 20
	Total.....		454,879		217,973	76,290 55
Casket gimps and fringes, and embroideries or chiffon imported by manufacturers of burial caskets or robes for such manufacture ...	Great Britain.....		339		311	31 19
	France.....		1,419		1,419	141 90
	Germany.....		249			
	Switzerland.....		1,874		1,874	187 40
	United States.....		6,011		6,011	601 10
	Total.....		9,892		9,615	961 50
Cases for jewellery, watches, silver ware, plated ware and cutlery.....	Great Britain.....		2,693		96	33 60
	Aust.-Hungary.....		97		97	33 95
	France.....		218		218	76 30
	Germany.....		3,692			
	United States.....		13,307		13,298	4,654 30
	Total.....		20,007		13,709	4,798 15
Fancy manufactures of bone, shell, horn and ivory, N. E. S.	Great Britain.....		151			
	China.....		9		9	3 15
	Germany.....		118			
	Japan.....		100		100	35 00
	United States.....		223		223	78 05
	Total.....		601		332	116 20
Fans.....	Great Britain.....		838		798	279 30
	Hong Kong.....		111		111	38 85
	Aust. Hungary.....		1,175		1,175	411 25
	Belgium.....		126		126	44 10
	China.....		329		320	112 00
	France.....		2,142		2,209	773 15
	Germany.....		1,871		194	67 90
	Italy.....		79		79	27 65
	Japan.....		1,898		1,790	626 50
	Spain.....		151		151	52 85
	Switzerland.....		237		237	82 95
	United States.....		3,130		3,130	1,095 50
	Total.....		12,078		10,320	3,612 00

SESSIONAL PAPER No. 11

OF IMPORTS—Continued.

FOR HOME CONSUMPTION.

Preferential Tariff.			Surtax Tariff.			Total.		
Quantity.	Value.	Duty.	Quantity.	Value.	Duty.	Quantity.	Value.	Duty Collected.
	\$	\$ cts.		\$	\$ cts.		\$	\$ cts.
	71,834	16,762 24		31,839	14,858 20		136,177	42,996 84
							12	4 20
							4,098	1,434 30
							3,730	1,305 50
							46	16 10
				530	247 33		43,393	15,249 38
				131,284	61,265 99		132,812	61,800 79
							33	11 55
							163	36 05
				662	308 93		11,606	4,139 33
				632	294 93		122,744	43,034 13
	71,834	16,762 24		164,947	76,975 38		454,754	170,028 17
	28	1 87					139	32 97
							1,419	141 90
				249	33 20		249	33 20
							1,874	187 40
							6,011	601 10
	28	1 87		249	33 20		9,892	366 57
	2,346	547 42		321	149 80		2,763	730 82
							97	33 95
							218	76 30
				3,692	1,722 93		3,692	1,722 93
				9	4 20		13,307	4,658 50
	2,346	547 42		4,022	1,876 93		20,077	7,222 50
	39	9 10		112	52 27		151	61 37
							9	3 15
				43	20 06		43	20 06
							100	35 00
							223	78 05
	39	9 10		155	72 33		526	197 63
	40	9 34					838	288 64
							111	38 85
							1,175	411 25
							126	44 10
							320	112 00
				33	15 40		2,242	788 55
				1,677	782 58		1,871	850 48
							79	27 65
							1,790	626 50
							151	52 85
							237	82 95
							3,130	1,095 50
	40	9 34		1,710	797 98		12,070	4,419 32

6-7 EDWARD VII., A. 1907

No. 1.—GENERAL STATEMENT

ARTICLES IMPORTED.	COUNTRIES.	TOTAL IMPORTS.		ENTERED		
		Quantity.	Value.	General Tariff.		
				Quantity.	Value.	Duty.
DUTIABLE GOODS— <i>Con.</i>			£		£	£ cts.
Fancy goods— <i>Con.</i>						
Flowers, artificial	Great Britain		86,361		17,092	4,273 00
	Hong Kong		141		141	35 25
	Aust.-Hungary		3,918		3,913	979 50
	Belgium		641		641	160 25
	China		153		153	38 25
	France		58,602		56,487	14,121 75
	Germany		28,192		1,422	355 50
	Japan		151		151	37 75
	Switzerland		148		124	31 00
	Turkey		134		134	33 50
	United States		86,308		85,242	21,310 50
	Total		264,749		165,505	41,376 25
Feathers, fancy, undressed	Great Britain		504		50	10 00
	France		283		283	56 60
	Germany		88			
	United States		4,186		4,186	837 20
	Total		5,061		4,519	903 80
" " N.E.S.	Great Britain		150,395		14,887	4,466 10
	British Africa		24		24	7 20
	Aust.-Hungary		670		670	201 00
	Belgium		542		542	162 60
	China		4		4	1 20
	France		48,631		48,050	14,415 00
	Germany		20,879			
	Italy		38		38	11 40
	Japan		3		3	0 90
	Switzerland		9		9	2 70
	United States		50,995		50,392	15,117 60
	Total		272,190		114,619	34,385 70
Feathers, ostrich and vulture, dressed	Great Britain		20,144		1,158	347 40
	Aust.-Hungary		295		295	88 50
	France		1,815		1,787	536 10
	Germany		207			
	United States		144		144	43 20
	Total		22,605		3,384	1,015 20
Ivory or bone dice, draughts, chessmen, &c.	Great Britain		47		10	2 00
	Hong Kong		3		3	0 60
	China		65		65	13 00
	France		128		128	25 60
	Germany		28			
	Japan		153		153	30 60
	United States		367		367	73 40
	Total		791		726	145 20

SESSIONAL PAPER No. 11

OF IMPORTS—Continued.

FOR HOME CONSUMPTION.

Preferential Tariff.			Surtax Tariff.			Total.		
Quantity.	Value.	Duty.	Quantity.	Value.	Duty.	Quantity	Value.	Duty Collected.
	\$	\$ cts.		\$	\$ cts.		\$	\$ cts.
	62,176	10,362 95		7,093	2,364 33		86,361	17,000 28
							141	35 25
							3,918	979 50
							641	160 25
							153	38 25
				2,059	686 33		58,546	14,898 08
				26,770	8,923 29		28,192	9,278 79
							151	37 75
				24	8 00		148	39 00
							134	33 50
				1,181	393 67		86,423	21,704 17
	62,176	10,362 95		37,127	12,375 62		264,808	64,114 82
	454	60 53					504	70 53
							283	56 60
				88	23 47		88	23 47
							4,186	837 29
	454	60 53		88	23 47		5,061	987 80
	127,339	25,467 80		8,185	3,274 00		150,411	33,207 90
							24	7 20
							670	201 00
							542	162 60
							4	1 20
				581	232 40		48,631	14,647 40
				20,879	8,351 60		20,879	8,351 60
							38	11 49
							3	0 90
							9	2 70
				603	241 20		50,995	15,358 80
	127,339	25,467 80		30,248	12,099 20		272,206	71,952 70
	18,941	3,788 20		45	18 00		20,144	4,153 60
							295	88 50
				28	11 20		1,815	547 30
				207	82 80		207	82 80
							144	43 20
	18,941	3,788 20		280	112 60		22,605	4,915 40
	37	4 93					47	6 93
							3	0 60
							65	13 00
							128	25 60
				28	7 47		28	7 47
							153	30 60
							367	73 40
	37	4 93		28	7 47		791	157 60

6-7 EDWARD VII., A. 1907

No. 1.—GENERAL STATEMENT

ARTICLES IMPORTED.	COUNTRIES.	TOTAL IMPORTS.		ENTERED		
		Quantity.	Value.	General Tariff.		
				Quantity.	Value.	Duty.
			\$	\$	\$	cts.
DUTIABLE GOODS— <i>Con.</i>						
Fancy goods— <i>Con.</i>						
Laces, lace collars and similar goods, lace nets and nettings of cotton, linen, silk or other material.....	Great Britain.....		1,011,486	182,615	63,915	25
	B. E. Indies.....		151	151	52	85
	Hong Kong.....		41	41	14	35
	B. Poss. Other.....		185	185	64	75
	Aust.-Hungary.....		3,657	3,586	1,255	10
	Belgium.....		26,438	26,446	9,256	10
	China.....		2	2	0	70
	Denmark.....		129	129	45	15
	France.....		195,228	193,299	67,654	65
	Germany.....		313,291	1,728	604	80
	Greece.....		19	19	6	65
	Holland.....		146	146	51	10
	Japan.....		908	908	317	80
	Russia.....		190	190	66	50
	Switzerland.....		74,030	75,333	26,366	55
	United States.....		78,791	76,687	26,840	45
	Total.....		1,704,692	561,465	196,512	75
Millinery not elsewhere provided for.....						
	Great Britain.....		150	81	28	35
	France.....		89	89	31	15
	United States.....		57	57	17	95
	Total.....		296	227	77	45
Toys and dolls of all kinds.....						
	Great Britain.....		32,807	1,312	459	20
	Hong Kong.....		37	37	12	95
	Aust.-Hungary.....		7,466	7,253	2,538	55
	Belgium.....		679	679	237	65
	China.....		98	98	34	30
	France.....		13,981	14,258	4,990	30
	Germany.....		183,892	429	150	15
	Holland.....		94	94	32	90
	Italy.....		2	2	0	70
	Japan.....		7,665	7,414	2,594	90
	Roumania.....		8	8	2	80
	Switzerland.....		592	592	207	20
	United States.....		115,119	113,517	39,730	95
	Total.....		362,440	145,693	50,992	55
All other, N. E. S.....						
	Great Britain.....		4,391	1,178	412	30
	Aust.-Hungary.....		65	65	22	75
	Belgium.....		128	128	44	80
	China.....		34	34	11	90
	France.....		901	901	315	35
	Germany.....		1,604			
	Japan.....		2,255	2,255	789	25
	United States.....		8,767	8,668	3,033	80
	Total.....		18,145	13,229	4,630	15

SESSIONAL PAPER No. 11

OF IMPORTS—Continued.

FOR HOME CONSUMPTION.

Preferential Tariff.			Surtax Tariff.			Total.		
Quantity.	Value.	Duty.	Quantity.	Value.	Duty.	Quantity.	Value.	Duty Collected.
	\$	¢ cts.		\$	¢ cts.		\$	¢ cts.
	745,823	174,027 54		83,144	38,800 53		1,011,582	276,743 32
							151	52 85
							41	14 35
							185	64 75
				71	33 13		3,657	1,288 23
							26,446	9,256 10
							2	0 70
							129	45 15
				729	340 20		194,028	67,994 85
				309,391	144,383 39		311,119	144,988 19
							19	6 65
							146	51 10
							908	317 80
							190	66 50
				160	74 67		75,493	26,441 22
				2,114	986 53		78,801	27,826 98
	745,823	174,027 54		395,609	184,618 45		1,702,897	555,158 74
	69	15 57					150	43 92
							89	31 15
							57	17 95
	69	15 57					296	93 02
	26,842	6,263 71		3,671	1,713 13		31,825	8,436 64
							37	12 95
				213	99 40		7,466	2,637 95
							679	237 65
							98	34 30
							14,258	4,990 30
				184,833	86,256 09		185,262	86,406 24
							94	32 90
							2	0 70
							7,414	2,594 90
							8	2 80
							592	207 20
				1,332	621 60		114,849	40,352 55
	26,842	6,263 71		190,049	88,690 22		362,584	145,946 48
	2,794	652 02		419	195 53		4,391	1,259 85
							65	22 75
							128	44 80
							34	11 90
							901	315 35
				1,604	748 62		1,604	748 62
							2,255	789 25
				99	46 20		8,767	3,080 00
	2,794	652 02		2,122	990 35		18,145	6,272 52

6-7 EDWARD VII., A. 1907

No. 1.—GENERAL STATEMENT

ARTICLES IMPORTED.	COUNTRIES.	TOTAL IMPORTS.		ENTERED		
		Quantity.	Value.	General Tariff.		
				Quantity.	Value.	Duty.
DUTIABLE GOODS.			§		§	§ cts.
Feathers, bed and other, undressed, N.O.P.	Great Britain	48				
	France	5,792		6,665		1,333 00
	Germany	302				
	United States	20,836		20,836		4,167 20
	Total	26,978		27,501		5,500 20
Feathers, bed and other, dressed N.O.P.	Great Britain	130		46		13 89
	United States	76		76		22 80
	Total	206		122		36 69
Feathers, all other, N.E.S.	Great Britain	127		13		3 90
	United States	14		14		4 20
	Total	141		27		8 10
Featherbone in coils.	Great Britain	12				
	United States	443		443		88 60
	Total	455		443		88 60
Fertilizers, compounded or manufactured.	Great Britain	7,848		53		5 30
	Germany	2,194				
	United States	157,471		157,466		15,746 60
	Total	167,513		157,519		15,751 90
Fibre, Kartavert, indurated fibre, vulcanized fibre and like material and manufactures of, N.E.S.	Great Britain	322		26		6 50
	United States	44,248		44,235		11,058 75
	Total	44,570		44,261		11,065 25
Fireworks, firecrackers and torpedoes, all kinds	Great Britain			58		14 50
	Hong Kong	1,605		1,605		401 25
	China	7,697		7,697		1,924 25
	Japan	2,112		2,112		528 00
	United States	18,025		18,025		4,506 25
Total	29,439		29,497		7,374 25	
Fish— Cod, haddock, ling and pollock—fresh, imported otherwise than in barrels, &c.		Lbs.		Lbs.		
	Great Britain	543	29	227	17	1 14
	United States	1,490,033	53,657	1,490,033	53,657	7,450 25
Total	1,490,576	53,686	1,490,260	53,674	7,451 39	

SESSIONAL PAPER No. 11

OF IMPORTS—Continued.

FOR HOME CONSUMPTION.

Preferential Tariff.			Surtax Tariff.			Total.		
Quantity.	Value.	Duty.	Quantity.	Value.	Duty.	Quantity.	Value.	Duty Collected.
	£	£ cts.		£	£ cts.		£	£ cts.
.....	48	6 41	48	6 41
.....	302	80 51	6,665	1,333 00
.....	302	80 54
.....	20,836	4,167 20
.....	48	6 41	302	80 54	27,851	5,587 15
.....	84	16 80	130	30 60
.....	76	22 80
.....	84	16 80	206	53 40
.....	48	9 60	66	26 40	127	39 90
.....	14	4 20
.....	48	9 60	66	26 40	141	44 10
.....	12	1 60	12	1 60
.....	443	88 60
.....	12	1 60	455	90 20
.....	7,795	519 71	2,194	292 53	7,848	525 01
.....	2,194	292 53
.....	157,466	15,746 60
.....	7,795	519 71	2,194	292 53	167,508	16,564 14
.....	296	49 35	322	55 85
.....	13	4 33	44,248	11,063 08
.....	296	49 35	13	4 33	44,570	11,118 93
.....	58	14 50
.....	1,605	401 25
.....	7,697	1,924 25
.....	2,112	528 00
.....	18,025	4,506 25
.....	29,497	7,374 25
Lbs.	Lbs.	Lbs.
316	12	1 05	543	29	2 19
.....	1,490,033	53,657	7,450 25
316	12	1 05	1,490,576	53,686	7,452 44

6-7 EDWARD VII., A. 1907

No. 1.—GENERAL STATEMENT

ARTICLES IMPORTED.	COUNTRIES.	TOTAL IMPORTS.		ENTERED		
		Quantity.	Value.	General Tariff.		
				Quantity.	Value.	Duty.
		Lbs.	\$	Lbs.	\$	\$ cts.
DUTIABLE GOODS— <i>Con.</i>						
Fish— <i>Con.</i>						
Cod, haddock, ling and pollock—dry salted.	Great Britain.	1,790	76	1,790	76	8 95
	Hong Kong.	42,562	977	42,562	977	212 81
	China	91,269	3,191	90,269	3,179	451 35
	Italy	520	46	520	46	2 60
	Japan	38,430	2,707	38,430	2,707	192 15
	St. Pierre.	334,502	17,150			
	United States.	106,858	5,417	104,754	5,313	523 82
	Total	615,931	29,564	278,325	12,298	1,391 68
Cod, haddock, ling and pollock—wet salted.	Italy.	137	25	137	25	0 69
	United States.	1,295	76	1,295	76	6 48
	Total.	1,432	101	1,432	101	7 17
Cod, haddock, ling and pollock—smoked.	China	48	1	48	1	0 48
	United States.	42,108	2,523	42,538	2,531	425 38
	Total.	42,456	2,524	42,586	2,532	425 86
Cod, haddock, ling and pollock—pickled, in barrels.	United States.	3,350	96	3,350	96	33 50
Halibut, fresh, not in barrels.	China	400	5	400	5	2
	United States.	1,174,198	53,439	1,173,945	53,417	5,869 83
	Total	1,174,598	53,444	1,174,345	53,422	5,871 83
Halibut, pickled, in barrels.	United States.	129	12	129	12	1 29
Herrings, fresh, not in barrels.	United States.	13,965	508	12,365	449	61 83
Herrings, pickled or salted	Great Britain.	170,462	6,117	7,175	232	35 88
	China	240	13	240	13	1 20
	France	464	28	464	28	2 32
	Germany.	6,054	244			
	Holland	137,250	6,613	137,250	6,613	686 25
	Italy.	4,749	267	4,749	267	23 75
	Norway	70,009	3,126	70,000	3,126	350 00
	United States.	126,178	7,254	126,428	7,276	632 14
	Total	515,397	23,662	346,306	17,555	1,731 54
Herrings, smoked.	Great Britain.	18	1			
	United States.	4,067	355	4,067	355	40 67
	Total.	4,085	356	4,067	355	40 67
Mackerel, fresh.	United States.	15,031	1,626	14,931	1,614	149 31
Mackerel, pickled.	United States.	199,552	8,764	3,566	300	35 66
Sea fish, other, fresh, not in barrels.	United States.	27,806	1,578	27,806	1,578	139 04

SESSIONAL PAPER No. 11

OF IMPORTS—Continued.

FOR HOME CONSUMPTION.

Preferential Tariff.			Surtax Tariff.			Total.		
Quantity.	Value.	Duty.	Quantity.	Value.	Duty.	Quantity.	Value.	Duty Collected.
Lbs.	\$	\$ cts.	Lbs.	\$	\$ cts.	Lbs.	\$	\$ cts.
						1,790	76	8 95
						42,562	977	212 81
						90,269	3,179	451 35
						520	46	2 60
						38,430	2,707	192 15
						104,754	5,313	523 82
						278,325	12,298	1,391 68
						137	25	0 69
						1,295	76	6 48
						1,452	101	7 17
						48	1	0 48
						42,538	2,531	425 38
						42,586	2,532	425 86
						3,350	96	33 50
						400	5	2 00
						1,173,945	53,417	5,869 83
						1,174,345	53,422	5,871 83
						129	12	1 29
						12,365	449	61 83
163,287	5,885	544 31				170,462	6,117	580 19
						240	13	1 20
						464	28	2 32
			6,054	244	40 35	6,054	244	40 35
						137,250	6,613	686 25
						4,749	267	23 75
						70,000	3,126	350 00
						126,428	7,276	632 14
163,287	5,885	544 31	6,054	244	40 35	515,647	23,684	2,316 20
18	1	0 12				18	1	0 12
						4,067	355	40 67
18	1	0 12				4,085	356	40 79
						14,931	1,614	119 31
						3,566	300	35 66
						27,806	1,578	139 04

6-7 EDWARD VII., A. 1907

No. 1.—GENERAL STATEMENT

ARTICLES IMPORTED.	COUNTRIES.	TOTAL IMPORTS.		ENTERED		
		Quantity.	Value.	General Tariff.		
				Quantity.	Value.	Duty.
DUTIABLE GOODS— <i>Con.</i>		Lbs.	\$	Lbs.	\$	\$ cts.
Fish— <i>Con.</i>						
Sea fish, pickled, in barrels	United States...	204,432	3,384	832	46	8 32
Sea fish, other, preserved, N. E.S.	Great Britain...	9,990	848			
	Hong Kong...	60	5	60	5	1 25
	United States...	4,666	560	4,666	560	140 00
	Total ...	14,716	1,413	4,726	565	141 25
Oysters, fresh, in shell	United States...	Brls. 3,507	21,606	Brls. 3,497	21,528	5,382 00
Oysters, shelled, in bulk	United States...	Galls. 219,504	278,555	Galls. 219,504	278,555	21,950 40
Oysters, canned, in cans not over one pint	United States...	Cans. 15,866	1,775	Cans. 15,770	1,768	473 10
Oysters, canned, in cans over one pint and not over one quart	United States...					
	United States...	17,853	8,958	16,089	7,990	804 45
Oysters, canned, in cans exceeding one quart	United States...					
	United States...			38	77	7 60
Oysters, prepared or preserved, N.E.S.	Great Britain...	Lbs. 38,750	1,668	Lbs. 3,500	165	41 25
	Hong Kong...	4,298	339	4,298	339	84 75
	China	5,087	460	5,087	460	115 00
	Japan	663	67	663	67	16 75
	United States...	435,558	35,421	468,455	39,752	9,938 00
	Total ...	484,356	37,955	482,003	40,783	10,195 75
Lobsters, fresh (not alive)	United States...	Brls. 22	231	Brls. 22	231	57 75
Lobsters, canned, N.E.S.	United States...	Lbs. 519	88	Lbs. 300	44	11 00
Bait fish, fresh, not in barrels	United States...					
	United States...	16,000	560			
Salmon, fresh, not in barrels	United States...					
	United States...	665,278	15,813	665,278	15,813	3,326 40
Salmon, smoked	United States...					
	United States...	8,652	981	7,532	905	75 32
Salmon, canned, prepared or preserved, N.E.S.	Great Britain...	72	13			
	United States...	1,900	90	1,180	131	32 75
	Total ...	1,972	103	1,180	131	32 75

SESSIONAL PAPER No. 11

OF IMPORTS—Continued.

FOR HOME CONSUMPTION.

Preferential Tariff.			Surtax Tariff.			Total.		
Quantity.	Value.	Duty.	Quantity.	Value.	Duty.	Quantity.	Value.	Duty Collected.
Lbs.	\$	\$ cts.	Lbs.	\$	\$ cts.	Lbs.	\$	\$ cts.
						832	46	8 32
9,735	814	135 72				9,735	814	135 72
						60	5	1 25
						4,666	560	140 00
9,735	814	135 72				14,461	1,379	276 97
Brls.			Brls.			Brls.		
						3,497	21,528	5,382 00
Galls.			Galls.			Galls.		
						219,504	278,555	21,950 40
Cans.			Cans.			Cans.		
						15,770	1,768	473 10
						16,089	7,990	804 45
						38	77	7 60
Lbs.			Lbs.			Lbs.		
						3,500	165	41 25
						4,298	339	84 75
						5,087	460	115 00
						663	67	16 75
						468,455	39,752	9,938 00
						482,003	40,783	10,195 75
Brls.			Brls.			Brls.		
						22	231	57 75
Lbs.			Lbs.			Lbs.		
						300	44	11 00
						665,278	15,813	3,326 40
						7,532	905	75 32
72	13	2 17				72	13	2 17
						1,180	131	32 75
72	13	2 17				1,252	144	34 92

6-7 EDWARD VII., A. 1907

No. 1.—GENERAL STATEMENT

ARTICLES IMPORTED.	COUNTRIES.	TOTAL IMPORTS.		ENTERED		
		Quantity.	Value.	General Tariff.		
				Quantity.	Value.	Duty.
		Lbs.	\$	Lbs.	\$	\$ cts.
DUTIABLE GOODS— <i>Con.</i>						
Fish— <i>Con.</i>						
Salmon, pickled or salted ...	United States...	1,437	77	1,437	77	14 37
Fish smoked, and boneless fish, N. E. S.	Great Britain...	12	1	12	1	0 12
	Hong Kong	14,161	789	14,161	789	141 61
	China	1,911	54	1,911	54	19 11
	Japan	1,786	128	1,786	128	17 86
	United States...	24,172	1,395	24,124	1,391	241 24
	Total	42,042	2,367	41,994	2,363	419 94
Anchovies and sardines, packed in oil or otherwise, in tin boxes measuring not more than 5 inches long, 4 inches wide and 3½ inches deep...	Great Britain...	12	4			
	France	41	7	66	10	3 30
	United States...	94	22	94	22	4 70
	Total	147	33	160	32	8 00
Anchovies and sardines in half boxes, measuring not more than 5 in. long, 4 in. wide and 1½ in. deep.	Great Britain...	27,390	3,478	16,954	2,477	423 85
	China	20	2	20	2	0 50
	France	37,089	5,493	26,530	4,509	663 26
	Holland	1,000	100	1,000	100	25 00
	Norway	17,420	1,654	18,320	1,746	458 00
	Sweden	234	16	234	16	5 85
	United States...	6,169	892	6,233	905	155 83
	Total	89,322	11,635	69,291	9,755	1,732 29
Anchovies and sardines in quarter boxes, measuring not more than 4½ in. long, 3½ in. wide and 1¼ in. deep.	Great Britain...	491,065	29,126	425,364	28,151	8,507 28
	Belgium.....	7,000	413	7,000	413	140 00
	Denmark.....	1,000	55	11,000	511	220 00
	France.....	588,820	57,511	626,340	49,246	12,523 80
	Holland.....	1,500	89	1,500	89	30 00
	Italy.....			200	10	4 00
	Japan.....	96	6	96	6	1 92
	Norway.....	393,880	24,204	376,680	21,341	7,533 60
	Portugal.....	229,250	11,390	184,500	9,043	3,690 00
	Spain.....	8,000	663	8,000	663	160 00
	Sweden.....	7,500	447	9,500	544	190 00
	United States...	116,746	9,229	130,796	10,130	2,615 92
	Total	1,844,857	133,133	1,780,976	120,147	35,619 52
Anchovies and sardines, imported in any other form ..	Great Britain...		2,738		257	77 10
	Hong Kong.....		2		2	0 60
	Denmark.....		16		16	4 80
	France.....		1,042		989	296 70
	Germany.....		27			
	Italy.....		377		377	113 10
	Norway.....		314		314	94 20
	St. Pierre.....		7		7	2 10
	Sweden.....		117		117	35 10
	United States...		548		548	164 40
	Total		5,203		2,627	788 10

SESSIONAL PAPER No. 11

OF IMPORTS—Continued.

FOR HOME CONSUMPTION.

Preferential Tariff.			Surtax Tariff.			Total.		
Quantity.	Value.	Duty.	Quantity.	Value.	Duty.	Quantity.	Value.	Duty Collected.
Lbs.	\$	\$ cts.	Lbs.	\$	\$ cts.	Lbs.	\$	\$ cts.
						1,437	77	14 37
						12	1	0 12
						14,161	789	141 61
						1,911	54	19 11
						1,786	128	17 86
						24,124	1,391	241 24
						41,994	2,363	419 94
Boxes.			Boxes.			Boxes.		
12	4	0 40				12	4	0 40
						66	10	3 30
						94	22	4 70
12	4	0 40				172	36	8 40
$\frac{1}{2}$ Boxes.			$\frac{1}{2}$ Boxes.			$\frac{1}{2}$ Boxes.		
236	60	3 93				17,190	2,537	427 78
						20	2	0 50
						26,530	4,509	663 26
						1,000	100	25 00
						18,320	1,746	458 00
						234	16	5 85
						6,233	905	155 83
236	60	3 93				69,527	9,815	1,736 22
$\frac{1}{4}$ Boxes.			$\frac{1}{4}$ Boxes.			$\frac{1}{4}$ Boxes.		
42,602	1,980	568 01				467,966	30,131	9,075 29
						7,000	413	140 00
						11,000	511	220 00
						626,340	49,246	12,526 80
						1,500	89	30 00
						200	10	4 00
						96	6	1 92
						376,680	21,341	7,533 60
						184,500	9,043	3,690 00
						8,000	663	160 00
						9,500	544	190 00
						130,796	10,130	2,615 92
42,602	1,980	568 01				1,823,578	122,127	36,187 53
	2,352	470 40					2,609	547 50
							2	0 60
							16	4 80
				27	10 80		989	296 70
							27	10 80
							377	113 10
							314	94 20
							7	2 10
							117	35 10
							548	164 40
	2,352	470 40		27	10 80		5,006	1,269 30

6-7 EDWARD VII., A. 1907

No. 1.—GENERAL STATEMENT

ARTICLES IMPORTED.	COUNTRIES.	TOTAL IMPORTS.		ENTERED		
		Quantity.	Value.	General Tariff.		
				Quantity	Value.	Duty.
DUTIABLE GOODS— <i>Con.</i>			§		§	§ cts.
Fish— <i>Con.</i>						
Fish preserved in oil, except anchovies and sardines....	Great Britain		14,622		206	61 80
	Hong Kong.....		474		474	142 20
	China.....		510		510	153 00
	Denmark.....		1		920	276 00
	France.....		5,120		3,936	1,180 86
	Germany.....		61			
	Holland.....		676		676	202 80
	Italy.....		142		142	42 60
	Japan.....		54		54	16 20
	Norway.....		990		913	273 90
	United States.....		1,538		1,543	462 90
	Total.....		24,188		9,374	2,812 20
		Lbs.		Lbs.		
Fish, all other, not in barrels or half barrels, fresh....	Great Britain....	8,550	474	2,550	255	12 75
	China.....	642	38	642	38	3 21
	United States....	401,290	23,550	401,290	23,550	2,006 54
	Total.....	410,482	24,062	404,482	23,843	2,022 50
" " " pickled..	Great Britain....	112	8			
	China.....	4,186	323	4,186	323	20 93
	Japan.....	1,139	69	1,139	69	5 69
	United States....	7,109	441	7,109	441	35 55
	Total.....	12,546	841	12,434	833	62 17
Fish, fresh or dried, N.E.S., imported in barrels or half barrels.....	China.....	1,677	69	1,677	69	16 77
	Japan.....	568	69	568	69	5 68
	United States....	241,425	10,061	27,425	2,274	274 25
	Total.....	243,670	10,229	29,670	2,412	296 79
Fish, all other, pickled or salted, in barrels....	China.....	1,000	14	1,000	14	10 00
	United States....	20,518	693	6,918	353	69 18
	Total.....	21,518	707	7,918	367	79 18
Fish prepared or preserved, N.E.S.....	Great Britain....	305,344	26,363	25,155	2,590	647 50
	Hong Kong.....	26,623	1,440	26,623	1,440	360 00
	China.....	43,878	2,683	43,878	2,683	670 75
	France.....	1,626	334	1,215	170	42 50
	Germany.....	170	18	170	18	4 50
	Japan.....	54,742	4,103	54,742	4,103	1,025 75
	Norway.....	11,882	1,349	9,542	747	186 75
	Sweden.....	300	266			
	United States....	225,988	20,823	195,994	19,345	4,836 25
	Total.....	670,553	57,379	357,319	31,096	7,774 00

SESSIONAL PAPER No. 11

OF IMPORTS—Continued.

FOR HOME CONSUMPTION.

Preferential Tariff.			Surtax Tariff.			Total.		
Quantity.	Value.	Duty.	Quantity.	Value.	Duty.	Quantity.	Value.	Duty Collected.
	\$	\$ cts.		\$	\$ cts.		\$	\$ cts.
.....	12,990	2,598 00	13,196	2,659 80
.....	474	142 20
.....	510	153 00
.....	920	276 00
.....	3,936	1,180 80
.....	61	24 40	61	24 40
.....	676	202 80
.....	142	42 60
.....	54	16 20
.....	913	273 90
.....	1,543	462 90
.....	12,990	2,598 00	61	24 40	22,425	5,434 60
Lbs.			Lbs.			Lbs.		
6,000	219	20 00	8,550	474	32 75
.....	642	38	3 21
.....	401,290	23,550	2,006 54
6,000	219	20 00	410,482	24,062	2,042 50
112	8	0 37	112	8	0 37
.....	4,186	323	20 93
.....	1,139	69	5 69
.....	7,109	441	35 55
112	8	0 37	12,546	841	62 54
.....	1,677	69	16 77
.....	568	69	5 68
.....	27,425	2,274	274 25
.....	29,670	2,412	296 70
.....	1,000	14	10 00
.....	6,918	353	69 18
.....	7,918	367	79 18
276,162	22,275	3,712 71	301,317	24,865	4,360 21
.....	26,623	1,440	360 09
.....	43,878	2,683	670 75
.....	1,215	170	42 50
.....	170	18	4 50
.....	54,742	4,103	1,025 75
.....	9,542	747	186 75
.....	195,994	19,345	4,836 25
276,162	22,275	3,712 71	633,481	53,371	11,486 71

6-7 EDWARD VII., A. 1907

No. 1.—GENERAL STATEMENT

ARTICLES IMPORTED.	COUNTRIES.	TOTAL IMPORTS.		ENTERED		
		Quantity.	Value.	General Tariff.		
				Quantity.	Value.	Duty.
		Galls.	£	Galls.	£	£ cts.
DUTIABLE GOODS.						
Fish— <i>Con.</i>						
Fish oil—cod, N.E.S.	Great Britain.....			200	161	32 20
	Norway	973	624	495	338	67 60
	United States... ..	1,113	426	1,113	426	85 20
	Total.....	2,086	1,050	1,808	925	185 00
Fish oil—cod-liver.....	Great Britain	1,237	971	1,503	1,739	347 80
	China.....			25	23	4 60
	Norway	16,326	10,745	12,936	8,602	1,720 40
	United States... ..	11,085	2,822	10,982	2,756	551 20
	Total.....	28,642	14,538	25,446	13,120	2,624 00
Whale and spermaceti, N.E.S.	Great Britain.....		102		65	
	United States... ..		3,707		2,296	459 20
	Total.....		3,809		2,296	459 20
Other N.E.S.	United States... ..		36,781		10,512	2,102 40
Packages containing oysters or other fish not otherwise provided for.....	Great Britain.....		25			
	Hong Kong.....		46		46	11 50
	China.....		169		167	41 75
	Holland.....		355		355	88 75
	Japan.....		37		37	9 25
	Norway.....		400		400	100 00
	United States... ..		11,197		10,087	2,521 75
	Total.....		12,229		11,092	2,773 00
Other articles, the produce of the fisheries, not specially provided for.....	Great Britain.....		32			
	Newfoundland.....		10		10	2 00
	United States... ..		14,055		14,055	2,811 00
	Total.....		14,097		14,065	2,813 00
Flax, hemp and jute—manufactures of, viz:—						
Bags or sacks of hemp, linen or jute	Great Britain.....		11,291		631	126 20
	B. E. Indies.....		73,051			
	France.....		9		9	1 80
	Germany.....		70			
	United States... ..		34,832		34,824	6,964 80
	Total.....		119,253		35,464	7,092 80
Carpeting, rugs, matting, and mats of hemp or jute.....	Great Britain.....		61,284		448	112 00
	B. E. Indies.....		32			
	Aust.-Hungary.. ..		11,280		11,493	2,873 25
	China.....		119		119	29 75
	France.....		4,529		2,677	669 25
	Germany.....		392		14	3 50
	Japan.....		12,177		12,177	3,044 25
	United States... ..		3,181		3,179	794 75
	Total.....		92,994		30,107	7,526 75

SESSIONAL PAPER No. 11

OF IMPORTS—Continued.

FOR HOME CONSUMPTION.

Preferential Tariff.			Surtax Tariff.			Total.		
Quantity.	Value.	Duty.	Quantity.	Value.	Duty.	Quantity.	Value.	Duty Collected.
Galls.	\$	\$ cts.	Galls.	\$	\$ cts.	Galls.	\$	\$ cts.
						200	161	32 20
						495	338	67 60
						1,113	426	85 20
						1,808	925	185 00
22	29	3 87				1,525	1,768	351 67
						25	23	4 60
			200	86	22 94	13,136	8,688	1,743 34
						10,982	2,756	551 20
22	29	3 87	200	86	22 94	25,668	13,235	2,650 81
102	65	8 67				102	65	8 67
						3,707	2,296	459 20
102	65	8 67				3,809	2,361	467 87
						36,781	10,512	2,102 40
	25	4 16					25	4 16
							46	11 50
							167	41 75
							355	88 75
							37	9 25
							400	100 00
							10,087	2,521 75
	25	4 16					11,117	2,777 16
	32	4 27					32	4 27
							10	2 00
							14,055	2,811 00
	32	4 27					14,097	2,817 27
	10,660	1,421 37					11,291	1,547 57
	71,060	9,474 76					71,060	9,474 76
							9	1 80
				70	18 67		70	18 67
							34,824	6,964 80
	81,720	10,896 13		70	18 67		117,254	18,007 60
	61,579	10,263 56		15	5 00		62,042	10,380 56
	32	5 33					32	5 33
							11,493	2,873 25
							119	29 75
							2,677	669 25
				378	126 00		392	129 50
							12,177	3,044 25
				2	0 67		3,181	795 42
	61,611	10,268 89		395	131 67		92,113	17,927 31

6-7 EDWARD VII., A. 1907

No. 1.—GENERAL STATEMENT

ARTICLES IMPORTED.	COUNTRIES.	TOTAL IMPORTS.		ENTERED		
		Quantity.	Value.	General Tariff.		
				Quantity.	Value.	Duty.
DUTIABLE GOODS— <i>Con.</i>			\$		\$	\$ cts.
Flax, hemp and jute— <i>Con.</i> Carpet linings and stair pads.	Great Britain.....		655		9	2 25
	United States.....		4,393		4,652	1,163 00
	Total		5,048		4,661	1,165 25
Sail twine of flax or hemp to be used for boats and ships' sails		Lbs.		Lbs.		
	Great Britain.....	13,195	2,646			
	Aust.-Hungary	250	45	250	45	2 25
	United States.....	317	72	317	72	3 60
	Total.....	13,762	2,763	567	117	5 85
Damask of linen, stair linen, diaper, napkins, doylies, table and tray cloths, quilts, and like articles of linen, N.O.P.	Great Britain.....		639,633		23,601	7,080 30
	B. E. Indies		26		26	7 80
	Hong Kong		248		248	74 40
	Aust.-Hungary		15,749		15,241	4,572 30
	Belgium.....		1,519		1,519	455 70
	China.....		88		88	26 40
	France.....		8,487		8,487	2,546 10
	Germany.....		14,600		696	208 80
	Holland.....		554		554	166 20
	Italy.....		617		617	185 10
	Japan.....		34,025		34,016	10,204 80
	Mexico.....		75		75	22 50
	Switzerland.....		3,920		3,920	1,176 00
	United States.....		9,957		9,675	2,902 50
	Total.....		729,468		98,763	29,628 90
	Handkerchiefs.....	Great Britain.....		195,108		4,740
B. E. Indies			9		9	3 15
Hong Kong.....			5		5	1 75
Aust.-Hungary			5		5	1 75
Belgium.....			2,775		2,775	971 25
China.....			6		6	2 10
France.....			1,622		1,735	607 25
Germany.....			148			
Japan.....			10,864		6,789	2,376 15
Switzerland.....			7,602		7,602	2,660 70
United States.....			1,482		1,562	525 70
Total		219,626		25,168	8,808 80	
Horse clothing, shaped or other- wise manufactured.....	Great Britain.....		1,049			
	United States.....		1,287		1,127	338 10
	Total		2,336		1,127	338 10
Towels.....	Great Britain.....		170,261		3,570	1,071 00
	Aust.-Hungary		2,042		2,042	612 60
	France.....		933		933	279 90
	Germany.....		5,551		284	85 20
	Japan.....		29		29	8 70
	Switzerland.....		2		2	0 60
	United States.....		809		821	246 30
Total.....		179,627		7,681	2,304 30	

SESSIONAL PAPER No. 11

OF IMPORTS—Continued.

FOR HOME CONSUMPTION.

Preferential Tariff.			Surtax Tariff.			Total.		
Quantity.	Value.	Duty.	Quantity.	Value.	Duty.	Quantity.	Value.	Duty Collected.
	\$	¢ cts.		\$	¢ cts.		\$	¢ cts.
	646	107 67					655	109 92
							4,652	1,163 00
	646	107 67					5,307	1,272 92
Lbs. 13,195	2,646	88 21	Lbs.			Lbs. 13,195	2,646	88 21
						250	45	2 25
						317	72	3 60
13,195	2,646	88 21				13,762	2,763	94 06
	604,167	120,833 40		3,721	1,488 40		631,489	129,402 10
							26	7 80
							248	74 40
							15,241	4,572 30
							1,519	453 70
							88	26 40
							8,487	2,546 10
				13,970	5,588 00		14,666	5,796 80
							554	166 20
							617	185 10
							34,016	10,204 80
							75	22 50
							3,920	1,176 00
				847	338 80		10,522	3,241 30
	604,167	120,833 40		18,538	7,415 20		721,468	157,877 50
	190,814	44,524 31		62	28 93		195,616	46,512 24
							9	3 15
							5	1 75
							5	1 75
							2,775	971 25
							6	2 10
							1,735	607 25
				148	69 06		148	69 06
							6,789	2,376 15
							7,602	2,660 70
							1,502	525 70
	190,814	44,524 31		210	97 99		216,192	53,431 10
	1,049	209 80					1,049	209 80
							1,127	338 10
	1,049	209 80					2,176	547 90
	166,327	33,265 40		540	216 00		170,437	34,552 40
							2,042	612 60
							933	279 90
				5,267	2,106 80		5,551	2,192 00
							29	8 70
							2	0 60
							821	246 30
	166,327	33,265 40		5,807	2,322 80		179,815	37,892 50

6-7 EDWARD VII., A. 1907

No. 1.—GENERAL STATEMENT

ARTICLES IMPORTED.	COUNTRIES.	TOTAL IMPORTS.		ENTERED		
		Quantity.	Value.	General Tariff.		
				Quantity.	Value.	Duty.
		Yds.	£	Yds.	£	£ cts.
DUTIABLE GOODS—Con.						
Flax, hemp and jute— <i>Con.</i>						
Sheets and sheetings	Great Britain	9,172	1,990	2,810	391	117 30
	France	340	68	340	68	20 40
	United States	4	1	4	1	0 30
	Total	9,516	2,059	3,154	460	138 00
Linens, brown or bleached	Great Britain	668,267	72,296	4,269	693	173 25
	Hong Kong	558	133	558	133	33 25
	Aust.-Hungary	603	44	603	44	11 00
	Belgium	2,234	593	2,234	593	148 25
	France	468	135	468	135	33 75
	Germany	72	6			
	Japan	80	34	80	34	8 50
	United States	568	75	568	75	18 75
	Total	672,850	73,316	8,780	1,707	426 75
Linen duck, canvas, huckabacks or other manufactures of flax, N.E.S.	Great Britain		650,694		6,523	1,630 75
	B. W. Indies		4		4	1 00
	Aust.-Hungary		72		72	18 00
	Belgium		852		852	213 00
	China		56		56	14 00
	France		2,543		2,543	635 75
	Germany		5,533		363	90 75
	Italy		46		46	11 50
	Japan		22		22	5 50
	Russia		355		355	88 75
	Switzerland		204		204	51 00
	United States		28,652		28,644	7,161 00
	Total		689,033		39,684	9,921 00
Linen clothing, N.E.S.	Great Britain		9,455		413	144 55
	France		717		717	250 95
	Germany		26			
	Japan		377		377	131 95
	United States		4,053		4,653	1,418 55
	Total		14,628		5,560	1,946 00
" blouses and shirt waists	Great Britain		769		359	125 65
	Japan		46		46	16 10
	United States		116		116	40 60
	Total		931		521	182 35
" thread		Lbs.		Lbs.		
	Great Britain	253,347	164,223	1,249	315	78 75
	France	683	415	671	461	101 00
	United States	5,869	3,145	5,869	3,145	786 25
	Total	259,899	167,783	7,789	3,864	966 00
Shirts of linen		Doz.		Doz.		
	Great Britain	267	2,896	22	296	163 60
	United States	262	2,071	262	2,071	724 85
	Total	529	4,967	284	2,367	828 45

SESSIONAL PAPER No. 11

OF IMPORTS—Continued.

FOR HOME CONSUMPTION.

Preferential Tariff.			Surtax Tariff.			Total.		
Quantity.	Value.	Duty.	Quantity	Value.	Duty.	Quantity.	Value.	Duty Collected.
Yds.	\$	\$ cts.	Yds.	\$	\$ cts.	Yds.	\$	\$ cts.
6,362	1,599	319 80				9,172	1,990	437 10
						340	68	20 40
						4	1	0 30
6,362	1,599	319 80				9,516	2,059	457 80
649,214	71,347	11,891 67	646	70	23 33	654,129	72,116	12,088 25
						558	133	33 25
						603	44	11 00
						2,234	593	148 25
			72	6	2 00	468	125	33 75
						72	6	2 00
						80	34	8 50
						568	75	18 75
649,214	71,347	11,891 67	718	76	25 33	658,712	73,130	12,343 75
	642,578	107,098 19		275	91 67		649,376	108,820 61
							4	1 00
							72	18 00
							852	213 00
							56	11 00
							2,543	635 75
			7,397	2,465 71		7,760	2,556 46	
							46	11 50
							22	5 50
							355	88 75
							204	51 00
			8	2 67			28,652	7,163 67
	642,578	107,098 19		7,680	2,560 05		689,942	119,579 24
	9,347	2,181 19					9,760	2,325 74
							717	250 95
			26		12 13		26	12 13
							377	131 95
							4,053	1,418 55
	9,347	2,181 19		26	12 13		14,933	4,139 32
	410	95 67					769	221 32
							46	16 10
							116	40 60
	410	95 67					931	278 02
Lbs.			Lbs.			Lbs.		
252,050	163,923	27,321 10	8	10	3 33	253,307	164,248	27,403 18
			12	11	3 67	683	415	104 67
						5,869	3,145	786 25
252,050	163,923	27,321 10	20	21	7 00	259,850	167,808	28,294 10
Doz.			Doz.			Doz.		
255	2,759	643 81				277	3,055	747 41
						262	2,071	724 85
255	2,759	643 81				539	5,126	1,472 26

6-7 EDWARD VII., A. 1907

No. 1.—GENERAL STATEMENT

ARTICLES IMPORTED.	COUNTRIES.	TOTAL IMPORTS.		ENTERED		
		Quantity.	Value.	General Tariff.		
				Quantity.	Value.	Duty.
DUTIABLE GOODS— <i>Con.</i>		Lbs.	£	Lbs.	£	£ cts.
Flax, hemp and jute— <i>Con.</i> Yarn, singles, flax, hemp and jute, N.E.S.	Great Britain...	11,550	2,085			
	United States...	7,196	638	7,196	638	159 50
	Total.....	18,746	2,723	7,196	638	159 50
Tapestry, jute.....	Great Britain.....		100		47	11 75
Jute cloth, not otherwise finished than bleached or calendered.....		Yds.		Yds.		
	Great Britain...	6,078,795	263,460	64,662	3,361	336 10
	B. E. Indies....	7,338,661	286,503	116,000	3,808	380 80
	United States..	191,686	6,882	191,686	6,882	688 20
	Total.....	13,609,142	556,845	366,348	14,051	1,405 10
Other articles made by the seamstress from linen fabri- rics, N.O.P.	Great Britain.....		7,261		1,298	454 30
	Hong Kong.....		131		131	45 85
	Belgium.....		124		124	43 40
	France.....		15		15	5 25
	Germany.....		1,838			
	Japan.....		1,101		1,101	385 35
	Switzerland....		14		14	4 90
	United States..		4,532		4,565	1,597 75
	Total.....		15,016		7,248	2,536 80
Other manufactures of hemp or jute, N.E.S., or of flax, hemp and jute combined.	Great Britain.....		193,050		1,116	279 00
	Belgium.....		540		540	135 00
	France.....		1,666		1,666	416 50
	Germany.....		332			
	Japan.....		16		16	4 00
	Switzerland....		4,519		4,519	1,129 75
	United States..		13,448		13,448	3,362 00
	Total.....		213,571		21,305	5,326 25
Foundry facings of all kinds.	Great Britain.....		6,667			
	United States..		14,481		14,481	3,620 25
	Total.....		21,148		14,481	3,620 25
Fruits, including nuts, viz. : Dried apples.....		Lbs.		Lbs.		
	United States..	34,409	2,868	32,109	2,610	652 50
Currants.....	Great Britain...	261,813	8,108	256,235	7,944	2,562 35
	France.....	7,680	309	11,329	418	113 29
	Greece.....	8,211,360	269,498	8,413,840	280,032	84,158 40
	Spain.....	282,295	8,345	328,407	9,663	3,284 07
	Turkey.....	53,164	1,449	64,784	2,349	647 84
	United States..	981,256	37,484	1,111,561	41,440	11,115 61
	Total.....	9,797,568	325,193	10,188,156	341,846	101,881 56

SESSIONAL PAPER No. 11

OF IMPORTS—Continued.

FOR HOME CONSUMPTION.

Preferential Tariff.			Surtax Tariff.			Total.		
Quantity.	Value.	Duty.	Quantity.	Value.	Duty.	Quantity.	Value.	Duty Collected.
Lbs.	\$	\$ cts.	Lbs.	\$	\$ cts.	Lbs.	\$	\$ cts.
11,550	2,085	347 51				11,550	2,085	347 51
						7,196	638	159 50
11,550	2,085	347 51				18,746	2,723	507 01
	53	8 84					100	20 59
Yds.			Yds.			Yds.		
6,014,133	260,099	17,340 00				6,078,795	263,460	17,676 10
7,228,661	282,695	18,846 43				7,338,661	286,503	19,227 23
						191,686	6,882	688 20
13,242,794	542,794	36,186 43				13,609,142	556,845	37,591 53
	5,963	1,391 56					7,261	1,845 86
							131	45 85
							124	43 40
							15	5 25
				1,838	857 73		1,838	857 73
							1,101	385 35
							11	4 90
							4,565	1,597 75
	5,963	1,391 56		1,838	857 73		15,049	4,786 09
	192,901	32,150 51		150	50 00		194,167	32,479 51
							540	135 00
							1,666	416 50
				332	110 67		332	110 67
							16	4 00
							4,519	1,129 75
							13,448	3,362 00
	192,901	32,150 51		482	160 67		214,688	37,637 43
	6,667	1,111 18					6,667	1,111 18
							14,481	3,620 25
	6,667	1,111 18					21,148	4,731 43
Lbs.			Lbs.			Lbs.		
						32,109	2,610	652 50
643	24	4 29				256,878	7,968	2,566 64
						11,329	418	113 29
						8,415,840	280,032	84,158 40
						328,407	9,663	3,284 07
						64,784	2,349	647 84
						1,111,561	41,440	11,115 61
643	24	4 29				10,188,799	341,870	101,885 85

6-7 EDWARD VII., A. 1907

No. 1.—GENERAL STATEMENT

ARTICLES IMPORTED.	COUNTRIES.	TOTAL IMPORTS.		ENTERED		
		Quantity.	Value.	General Tariff.		
				Quantity.	Value.	Duty.
DUTIABLE GOODS— <i>Con.</i>		Lbs.	£	Lbs.	£	£ cts.
Fruits, including nuts— <i>Con.</i>						
" Dates	Great Britain...	386,064	8,392	337,543	7,314	1,828 50
	Hong Kong.....	205	4	205	4	1 00
	Arabia.....	2,865	102	8,315	223	55 75
	China.....	124	4	124	4	1 00
	Egypt.....	39,600	754	39,600	754	188 50
	France.....	1,250	109	1,250	109	27 25
	Greece.....			1,000	38	9 50
	Persia.....	325,137	7,279	325,137	7,279	1,819 75
	Spain.....	1,674	63	1,674	63	15 75
	Turkey.....	1,147,154	18,883	1,119,335	18,580	4,645 00
	United States...	324,697	9,883	280,268	8,178	2,044 50
	Total.....	2,228,770	45,473	2,114,451	42,546	10,636 50
" Figs	Great Britain...	280,136	6,491	280,028	6,485	1,621 25
	Hong Kong.....	60	2	60	2	0 50
	France.....	2,408	844	2,744	881	220 25
	Greece.....	2,598	147	2,598	147	36 75
	Italy.....	619	55	619	55	13 75
	Persia.....	22,500	303	22,500	303	75 75
	Portugal.....	523,855	10,992	575,373	11,011	2,752 75
	Spain.....	117,162	2,372	121,601	2,456	614 00
	Turkey.....	1,448,725	58,886	1,381,787	58,782	14,695 50
	United States...	486,733	23,921	486,600	23,852	5,963 00
	Total.....	2,884,796	104,013	2,873,910	103,974	25,993 50
" Prunes.....	Great Britain...	252	8	5,852	127	39 85
	Aust. Hungary...	297,273	9,026	297,273	9,026	1,981 83
	France.....	205,998	7,000	198,802	6,906	1,453 99
	Spain.....	3,500	125	3,500	125	35 00
	St. Pierre.....	15	3	15	3	0 15
	United States...	6,301,978	236,615	6,486,815	242,991	64,868 15
	Total.....	6,808,116	252,777	6,992,257	259,178	68,378 97
" Raisins.....	Great Britain...	843,225	28,150	783,710	26,451	7,837 10
	France.....	17,107	466	43,453	1,350	434 53
	Greece.....	100,550	3,335	106,527	3,477	1,065 27
	Japan.....			5,600	288	56 00
	St. Pierre.....	25	1	25	1	0 25
	Spain.....	10,784,037	381,115	10,920,152	385,337	109,201 52
	Turkey.....	1,274,512	40,888	1,258,199	39,889	12,581 99
	United States...	3,526,851	220,977	3,735,722	226,886	37,357 22
	Total.....	16,546,307	674,932	16,853,388	683,679	168,533 88
All other, N.E.S.....	Great Britain...	3,387	188	17	4	1 00
	Hong Kong.....	30,490	852	30,490	852	213 00
	China.....	39,610	1,229	39,610	1,229	307 25
	France.....	4,730	307	4,730	307	76 75
	Japan.....	1,791	41	1,791	41	10 25
	Spain.....	1,500	142	1,500	142	35 50
	United States...	2,297,434	161,890	2,317,000	162,626	40,656 50
	Total.....	2,378,942	164,649	2,395,138	165,201	41,300 25

SESSIONAL PAPER No. 11

OF IMPORTS—Continued.

FOR HOME CONSUMPTION.

Preferential Tariff.			Surtax Tariff.			Total.		
Quantity.	Value.	Duty.	Quantity.	Value.	Duty.	Quantity.	Value.	Duty Collected.
Lbs.	\$	\$ cts.	Lbs.	\$	\$ cts.	Lbs.	\$	\$ cts.
						337,543	7,314	1,828 50
						205	4	1 00
						8,315	223	55 75
						124	4	1 00
						39,600	754	188 50
						1,250	109	27 25
						1,000	38	9 50
						325,137	7,279	1,819 75
						1,674	63	15 75
						1,119,335	18,580	4,645 00
						280,268	8,178	2,044 50
						2,114,451	42,546	10,636 50
168	6	1 00				280,136	6,491	1,622 25
						60	2	0 50
						2,744	881	220 25
						2,598	147	36 75
						619	55	13 75
						22,500	303	75 75
						575,373	11,011	2,752 75
						121,601	2,456	614 00
						1,381,787	58,782	14,695 50
						486,600	23,852	5,963 00
108	6	1 00				2,874,018	103,980	25,994 50
						5,852	127	39 85
						297,273	9,026	1,981 83
						198,802	6,906	1,453 99
						3,500	125	35 00
						15	3	0 15
						6,486,815	242,991	64,868 15
						6,992,257	259,178	68,378 97
						783,710	20,451	7,837 10
						43,433	1,350	434 53
						106,527	3,477	1,065 27
						5,600	288	56 00
						25	1	0 25
						10,920,152	385,337	109,201 52
						1,258,199	39,889	12,581 99
						3,735,722	226,886	37,357 22
						16,853,388	683,679	168,533 88
542	47	7 84				559	51	8 84
						30,490	852	213 00
						39,610	1,229	307 25
						4,730	307	76 75
						1,791	41	10 25
						1,500	142	35 50
						2,317,000	162,626	40,656 50
542	47	7 84				2,395,686	165,248	41,308 00

6-7 EDWARD VII., A. 1907

No. 1.—GENERAL STATEMENT

ARTICLES IMPORTED.	COUNTRIES.	TOTAL IMPORTS.		ENTERED		
		Quantity.	Value.	General Tariff.		
				Quantity.	Value.	Duty.
DUCTIBLE GOODS— <i>Con.</i>		Lbs.	§	Lbs.	§	§ cts.
Fruits— <i>Con.</i>						
Almonds, shelled	Great Britain...	37,434	7,707	16,646	3,234	558 57
	Hong Kong....	795	39	795	39	39 75
	China.....	2,285	343	2,285	343	114 25
	France.....	137,947	22,867	131,783	21,992	4,393 10
	Italy.....	5,642	906	4,062	772	203 10
	Spain.....	670,442	116,715	659,303	114,110	22,642 50
	United States...	33,639	7,338	33,909	7,390	1,257 73
	Total	888,184	155,915	848,783	147,880	29,209 00
" not shelled	Great Britain...	22,946	1,696	20,627	1,533	448 91
	China.....	718	31	718	31	21 54
	France.....	338,369	24,829	252,881	18,177	5,057 62
	Italy.....	210	18	210	18	6 30
	Portugal.....	6,050	539	8,114	686	243 42
	Spain.....	458,178	34,928	460,553	35,700	9,359 06
	United States...	103,171	9,582	119,698	10,799	2,839 10
	Total	920,642	71,623	868,801	66,944	17,975 95
Brazil nuts, not shelled.....	Great Britain...	4,378	416	4,378	416	131 34
	France.....			520	36	10 40
	Italy.....	1,881	167	376	33	11 28
	Spain.....	2,111	160	704	53	21 12
	United States...	220,145	17,370	211,928	16,712	6,297 36
	Total	228,515	18,113	217,906	17,256	6,471 50
Pecans, not shelled and shelled peanuts, N. E. S.	Great Britain...	500	35	500	35	15 00
	Hong Kong....	746	22	746	22	22 38
	China.....	1,153	37	1,153	37	34 59
	France.....	37,998	1,640	38,366	1,677	767 32
	Italy.....	2,068	191	2,068	151	62 04
	Japan.....	3,858	157	3,858	157	115 74
	Spain.....	77,581	3,253	77,581	3,253	2,015 30
	United States...	504,565	31,988	498,742	33,037	14,855 86
	Total	628,469	37,323	623,014	38,409	17,888 23
Walnuts, not shelled.....	Great Britain...	28,749	2,069	31,129	2,149	651 78
	Hong Kong....	1,056	58	1,056	58	31 68
	China.....	59	4	59	4	1 77
	France.....	717,065	75,085	802,248	73,336	16,453 90
	Italy.....	550	37	550	37	16 50
	Japan.....	4,480	151	4,480	151	134 40
	Spain.....	65,718	4,732	81,185	6,160	1,623 70
	United States...	168,288	17,237	162,596	16,429	4,063 53
	Total	985,965	99,373	1,083,303	98,324	22,977 26

SESSIONAL PAPER No. 11

OF IMPORTS—Continued.

FOR HOME CONSUMPTION.

Preferential Tariff.			Surtax Tariff.			Total.		
Quantity.	Value.	Duty.	Quantity.	Value.	Duty.	Quantity.	Value.	Duty Collected.
Lbs.	\$	\$ cts.	Lbs.	\$	\$ cts.	Lbs.	\$	\$ cts.
1,852	408	61 73				18,498	3,612	620 30
						795	39	39 75
						2,285	343	114 25
						131,783	21,992	4,393 10
						4,962	772	203 10
						659,303	114,110	22,642 50
						33,909	7,390	1,257 73
1,852	408	61 73				850,635	148,288	29,270 73
						20,627	1,533	448 91
						718	31	21 54
						252,881	18,177	5,057 62
						210	18	6 30
						8,114	686	243 42
						466,553	35,700	9,359 06
						119,698	10,799	2,839 10
						868,801	66,944	17,975 95
						4,378	416	131 34
						520	36	10 40
						371	33	11 28
						704	53	21 12
						211,928	16,712	6,297 36
						217,906	17,250	6,471 50
						500	35	15 00
						746	22	22 38
						1,153	37	34 59
						38,366	1,677	767 32
						2,068	191	62 04
						3,858	157	115 74
						77,581	3,253	2,015 30
						498,742	33,057	14,855 86
						623,014	38,409	17,888 23
						31,129	2,149	651 78
						1,056	58	31 68
						59	4	1 77
						802,248	73,336	16,453 90
						559	37	16 50
						4,480	151	134 40
						81,185	6,160	1,623 70
						162,596	16,429	4,063 53
						1,083,303	98,324	22,977 26

6-7 EDWARD VII., A. 1907

No. 1.—GENERAL STATEMENT

ARTICLES IMPORTED.	COUNTRIES.	TOTAL IMPORTS.		ENTERED		
		Quantity.	Value.	General Tariff.		
				Quantity.	Value.	Duty.
DUTIABLE GOODS— <i>Con.</i>		Lbs.	£	Lbs.	£	£ cts.
Fruits, including nuts— <i>Con.</i>						
All other nuts, N.O.P.	Great Britain....	34,166	1,481	28,580	1,246	571 60
	Hong Kong.	15,938	330	15,938	330	318 76
	China.....	17,998	476	21,195	660	423 90
	France.....	84,028	7,815	104,781	6,963	2,095 62
	Italy.....	600,833	30,428	521,333	27,343	10,426 66
	Japan.....	314,054	10,530	227,779	7,804	4,515 58
	Spain.....	173,461	6,946	152,649	8,390	3,052 98
	Turkey.....	2,291	160	10,979	553	219 58
	United States... 4,794,143	218,161	4,791,326	225,075	95,826 52	
	Total.....	6,036,912	276,327	5,872,560	278,364	117,451 20
" shelled	Great Britain....	18,018	1,419	8,988	814	251 16
	Hong Kong.....	50	16	50	16	2 50
	China.....	213	5	213	5	10 65
	France.....	710,841	111,890	818,776	118,016	17,451 35
	Italy.....	1,316	187	1,316	187	65 80
	Spain.....	62,214	5,346	57,650	5,171	1,513 39
	Turkey.....	519	63	519	63	25 95
	United States... 63,877	15,416	65,148	15,505	2,283 69	
	Total.....	857,048	134,342	952,660	139,777	21,604 49
		Brls.		Brls.		
Green—Apples.....	Australia.....	89	659	39	270	15 60
	United States... 20,151	89,985	20,033	89,288	8,013 20	
	Total.....	20,240	90,644	20,072	89,558	8,028 80
Blackberries, gooseberries, raspberries and strawberries, N.E.S.	United States... 1,485,586	138,937	1,484,833	138,824	29,696 66	
Cherries.....	United States... 121,613	18,024	120,986	17,937	2,419 72	
Cranberries.....	United States... 15,100	39,184	15,091	39,160	9,790 00	
Currants.....	United States... 610	37	610	37	12 20	
Grapes	Great Britain....	809,662	59,842	793,926	58,515	15,878 52
	Australia.....	5,570	487	5,570	487	111 40
	Italy.....	16,960	1,833	16,960	1,833	339 20
	Japan.....	4,500	300	4,500	300	90 00
	Spain.....	176,832	16,020	168,122	15,197	3,362 44
	St. Pierre.....	97	9	97	9	1 94
	United States... 1,014,633	64,460	1,012,833	64,275	20,256 66	
	Total.....	2,028,254	142,951	2,002,008	140,616	40,040 16

SESSIONAL PAPER No. 11
OF IMPORTS—Continued.

FOR HOME CONSUMPTION.

Preferential Tariff.			Surtax Tariff.			Total.		
Quantity.	Value.	Duty.	Quantity.	Value.	Duty.	Quantity.	Value.	Duty Collected.
Lbs.	\$	\$ cts.	Lbs.	\$	\$ cts.	Lbs.	\$	\$ cts.
675	84	9 00				29,255	1,330	580 60
						15,938	330	318 76
						21,195	660	423 90
						104,781	6,963	2,095 62
						521,333	27,343	10,426 66
						225,779	7,804	4,515 58
						152,649	8,390	3,052 98
						10,979	553	219 58
						4,791,326	225,075	95,826 52
675	84	9 00				5,873,235	278,448	117,460 20
14,530	1,164	484 33				23,518	1,978	735 49
						50	16	2 50
						213	5	10 65
						818,776	118,016	17,451 35
						1,316	187	65 80
						57,650	5,171	1,513 39
						519	63	25 95
						65,148	15,505	2,283 69
14,530	1,164	484 33				967,190	140,941	22,088 82
Brls.			Brls.					
						39	270	15 60
						20,033	89,288	8,013 20
						20,972	89,558	8,028 80
Lbs.			Lbs.					
						1,484,833	138,824	29,696 66
						120,986	17,937	2,419 72
Bush.			Bush.					
						15,091	39,160	9,790 00
Lbs.			Lbs.					
						610	37	12 20
						793,926	58,515	15,878 52
						5,570	487	111 40
						16,960	1,833	339 20
						4,500	300	90 00
						168,122	15,197	3,362 44
						97	9	1 94
						1,012,833	64,275	20,256 66
						2,002,008	140,616	40,040 16

6-7 EDWARD VII., A. 1907

No. 1.—GENERAL STATEMENT

ARTICLES IMPORTED.	COUNTRIES.	TOTAL IMPORTS.		ENTERED		
		Quantity.	Value.	General Tariff.		
				Quantity.	Value.	Duty.
DUTIABLE GOODS— <i>Con.</i>		Boxes.	\$	Boxes.	\$	\$ cts.
Fruits— <i>Con.</i>						
Oranges, lemons and limes, in boxes of capacity not exceeding 2½ cubic feet.	Great Britain.	4,379	6,436	4,414	6,455	1,103 50
	B. W. Indies	3,828	5,204	574	800	143 50
	Hong Kong.	152	143	152	143	38 00
	China	57	36	57	36	14 25
	Greece.	144	262	144	262	36 00
	Italy	105,638	203,317	104,604	178,352	26,151 00
	Mexico.	8,929	11,727	8,929	11,727	2,232 25
	Spain.	1,690	2,985	1,790	3,121	447 50
	United States.	491,524	1,200,150	490,715	1,197,821	122,678 75
	Total.	616,341	1,430,266	611,379	1,398,717	152,844 75
Oranges, lemons and limes, in ½ boxes of capacity not exceeding 1¼ cubic feet.	Australia.	½ boxes. 100	150	½ boxes. 100	150	13 00
	B. W. Indies.	48	35	1	1	0 13
	Italy.	16,287	19,957	16,477	16,538	2,142 00
	United States.	8,867	13,398	8,867	13,398	1,152 71
	Total.	25,302	33,540	25,445	30,087	3,307 84
Oranges, lemons and limes, in cases or other packages, N.E.S.	Great Britain.	Cu. ft. Holding capacity. 175,842	108,009	Cu. ft. Holding capacity. 177,071	168,839	17,707 10
	Australia.	12	6	12	6	1 20
	B. W. Indies.	223	196	3	30	0 30
	Hong Kong.	41	13	41	13	4 10
	China.	1,128	534	1,128	534	112 80
	Italy.	1,977	1,565	2,167	1,657	216 70
	Japan.	21,301	10,986	21,301	10,980	2,130 10
	Spain.	4,714	3,079	4,714	3,079	471 40
	United States.	19,301	16,589	19,301	16,589	1,930 10
	Total.	224,539	140,971	225,738	141,727	22,573 80
Oranges, lemons and limes, in bulk.	United States.	No. 4,528	102	No. 4,528	102	6 79
Oranges, lemons and limes, in barrels, not exceeding the capacity of flour barrels.	B. W. Indies.	Brls. 18,289	49,381	Brls. 1,176	2,645	646 80
	United States.	2,894	10,631	2,894	10,631	1,591 70
	Total.	21,183	60,012	4,070	13,276	2,238 50
Peaches, N.O.P.	United States.	Lbs. 3,582,669	90,835	Lbs. 3,531,224	89,994	35,312 24
Plums.	United States.	Bush. 46,659	62,559	Bush. 56,647	62,522	15,630 50

SESSIONAL PAPER No. 11

OF IMPORTS—Continued.

FOR HOME CONSUMPTION.

Preferential Tariff.			Surtax Tariff.			Total.		
Quantity.	Value.	Duty.	Quantity.	Value.	Duty.	Quantity.	Value.	Duty Collected.
Boxes.	\$	\$ cts.	Boxes.	\$	\$ cts.	Boxes.	\$	\$ cts.
3,254	4,404	542 42				4,414	6,455	1,103 50
						3,828	5,204	685 92
						152	143	38 00
						57	36	14 25
						144	262	36 00
						104,604	178,352	26,151 00
						8,929	11,727	2,232 25
						1,790	3,121	447 50
						490,715	1,197,821	122,678 75
3,254	4,404	542 42				614,633	1,403,121	153,387 17
$\frac{1}{2}$ boxes.			$\frac{1}{2}$ boxes.			$\frac{1}{2}$ boxes.		
47	34	4 08				100	150	13 00
						48	35	4 21
						16,477	16,538	2,142 00
						8,867	13,398	1,152 71
47	34	4 08				25,492	30,121	3,311 92
Cu. ft. Holding capacity.			Cu. ft. Holding capacity.			Cu. ft. Holding capacity.		
220	166	14 65				177,071	108,839	17,707 10
						12	6	1 20
						223	196	14 95
						41	13	4 10
						1,128	534	112 80
						2,167	1,657	216 70
						21,301	10,980	2,130 10
						4,714	3,079	471 40
						19,301	16,589	1,930 10
220	166	14 65				225,958	141,893	22,588 45
No.			No.			No.		
						4,528	102	6 79
Brls.			Brls.			Brls.		
17,113	46,736	6,274 88				18,289	49,381	4,921 68
						2,894	10,631	1,591 79
17,113	46,736	6,274 88				21,183	60,012	8,513 38
Lbs.			Lbs.			Lbs.		
						3,531,224	89,994	35,312 24
Bush.			Bush.			Bush.		
						56,647	62,522	15,630 50

6-7 EDWARD VII., A. 1907

No. 1.—GENERAL STATEMENT

ARTICLES IMPORTED.	COUNTRIES.	TOTAL IMPORTS.		ENTERED		
		Quantity.	Value.	General Tariff.		
				Quantity.	Value.	Duty.
DUTIABLE GOODS— <i>Con.</i>		Bush.	\$	Bush.	\$	\$ cts.
Fruits— <i>Con.</i>						
Quinces	United States...	170	399	170	399	99 75
All other, N.E.S.	Great Britain... ..		2			
	Australia.....		58		58	11 60
	Hong Kong.....		118		118	23 60
	China.....		1		1	0 20
	Hawaii.....		5		5	1 00
	United States.....		69,545		69,283	13,856 60
	Total.....		69,729		69,465	13,893 00
Fruits in air-tight cans or other packages.....		Lbs.		Lbs.		
	Great Britain... ..	560,778	26,409	17,685	1,584	397 91
	B. E. Indies.....	590,176	24,424	35,706	1,671	803 39
	B. W. Indies.....	47,271	3,764	30,770	2,634	692 33
	Hong Kong.....	13,547	308	13,547	308	304 81
	Newfoundland... ..	60	7	60	7	1 35
	China.....	24,095	565	24,095	565	542 14
	France.....	114,435	10,311	115,846	9,880	2,666 54
	Germany.....	145	17			
	Hawaii.....	282	32	282	32	6 35
	Italy.....	7,704	1,100	7,704	1,100	173 34
	Japan.....	314	13	314	13	7 07
	St. Pierre.....	46	6	46	6	1 04
	Spain.....	2,205	78	2,205	78	49 61
	United States... ..	856,102	49,889	790,583	48,545	17,788 32
	Total.....	2,217,160	116,923	1,038,843	66,423	23,374 20
Fruits preserved in brandy or preserved in other spirits..		Galls.		Galls.		
	Great Britain... ..			41	81	82 00
	France.....	1,466	243	67	173	134 00
	United States... ..	54	255	71	304	142 00
	Total.....	1,520	498	179	558	358 00
Furniture—House, office, cabinet or store furniture of wood, iron or other material, in parts or finished.....						
	Great Britain... ..		41,263		7,815	2,344 50
	B. E. Indies.....		100		75	22 50
	Hong Kong.....		1,793		1,793	537 90
	Newfoundland... ..		17		17	5 10
	Aust.-Hungary.....		8,888		9,074	2,722 20
	Belgium.....		587		506	151 80
	China.....		1,384		1,328	398 40
	France.....		13,298		12,683	3,804 90
	Germany.....		4,021			
	Italy.....		818		818	245 40
	Japan.....		7,491		7,400	2,220 00
	Switzerland.....		61		61	18 30
	Turkey.....		66		66	19 80
	United States... ..		673,802		664,867	199,460 10
	Total.....		753,589		706,503	211,950 90

SESSIONAL PAPER No. 11

OF IMPORTS—Continued.

FOR HOME CONSUMPTION.

Preferential Tariff.			Surtax Tariff.			Total.		
Quantity.	Value.	Duty.	Quantity.	Value.	Duty.	Quantity.	Value.	Duty Collected.
Bush.	\$	\$ cts.	Bush.	\$	\$ cts.	Bush.	\$	\$ cts.
						170	399	99 75
	2	0 27					2	0 27
							58	11 60
							118	23 60
							1	0 20
							5	1 00
							69,283	13,856 60
	2	0 27					69,467	13,893 27
Lbs.			Lbs.			Lbs.		
479,854	21,076	7,197 81	240	31	7 20	497,779	22,691	7,602 92
535,685	22,124	8,035 33				571,391	23,795	8,838 72
21,644	1,532	324 66				52,414	4,166	1,016 99
						13,547	308	304 81
						60	7	1 35
						24,095	565	542 14
						115,846	9,880	2,606 54
			145	17	4 35	145	17	4 35
						282	32	6 35
						7,794	1,100	173 34
						314	13	7 07
						46	6	1 04
						2,205	78	49 61
						790,583	48,545	17,788 32
1,037,183	44,732	15,557 80	385	48	11 55	2,076,411	111,203	38,943 55
Galls.			Galls.			Galls.		
						41	81	82 00
						67	173	134 00
						71	304	142 00
						179	558	358 00
	32,521	6,504 20		453	181 20		40,789	9,029 90
	25	5 00					100	27 50
							1,793	537 90
							17	5 10
							9,074	2,722 20
							506	151 80
							1,328	398 40
							12,683	3,804 90
				4,011	1,604 40		4,011	1,604 40
							818	245 40
							7,400	2,220 00
							61	18 30
							66	19 80
				237	94 80		665,104	199,554 90
	32,546	6,509 20		4,701	1,880 40		743,750	220,310 50

6-7 EDWARD VII., A. 1907

OF IMPORTS—Continued.

ARTICLES IMPORTED.	COUNTRIES.	TOTAL IMPORTS.		ENTERED		
		Quantity.	Value.	General Tariff.		
				Quantity.	Value.	Duty.
DUTIABLE GOODS— <i>Con.</i>			\$		\$	\$ cts.
Furs and manufactures of, viz.: Fur skins wholly or partially dressed, N.E.S.	Great Britain		404,557		115,637	17,345 55
	Aust.-Hungary.. ..		1,246		1,246	186 90
	Belgium.....		7,327		7,288	1,093 20
	China.....		15,288		15,288	2,293 20
	France.....		168,333		163,252	24,487 80
	Germany.....		312,332		27,126	4,068 90
	Japan.....		25		25	3 75
	Russia.....		41,281		36,910	5,536 50
	United States..		192,506		191,113	28,666 95
	Total		1,142,895		557,885	83,682 75
Caps, hats, muffs, tippets, capes, coats, cloaks and other manufactures of fur, N.O.P.	Great Britain		157,601		9,716	2,914 80
	Hong Kong.....		5		5	1 50
	Aust.-Hungary..		6,562		6,562	1,968 60
	Belgium.....		19,762		19,762	5,928 60
	China.....		10		10	3 00
	France.....		3,208		3,208	962 40
	Germany.....		3,105		255	76 50
	Japan.....		16		16	4 80
	Russia.....		1,515		1,515	454 50
	United States..		95,939		96,035	28,810 50
	Total		287,723		137,084	41,125 20
Fuses, N.O.P.	Great Britain.....		44,247			
	Germany.....		310			
	United States..		19,305		19,660	3,932 00
	Total		63,862		19,660	3,932 00
Glass and manufactures of— Bulbs for electric lights.		Doz.		Doz.		
	Great Britain.....	230	16			
	Aust.-Hungary..	18,234	1,874	18,234	1,874	187 40
	Germany.....	4,200	465			
	United States..	193,296	38,254	193,296	38,254	3,825 40
	Total	215,960	40,609	211,530	40,128	4,012 80
Glass carboys and demijohns, empty or filled, bottles, de- canters, flasks and phials.	Great Britain.....		33,543		1,792	537 60
	B. W. Indies.....		1		1	0 30
	Aust.-Hungary..		6,123		6,193	1,857 90
	Belgium.....		1,732		1,732	519 60
	China.....		6		6	1 80
	France.....		4,606		4,648	1,394 40
	Germany.....		104,462		101	30 30
	Holland.....		43,026		43,031	12,909 30
	Italy.....		10			
	Japan.....		9		9	2 70
	Sweden.....		27,434		27,324	8,197 20
	Switzerland..				1	0 30
	United States..		121,754		119,344	35,803 20
	Total		342,706		204,182	61,254 60

SESSIONAL PAPER No. 11

OF IMPORTS—Continued.

FOR HOME CONSUMPTION.

Preferential Tariff.			Surtax Tariff.			Total.		
Quantity.	Value.	Duty.	Quantity.	Value.	Duty.	Quantity.	Value.	Duty Collected.
	\$	\$ cts.		\$	\$ cts.		\$	\$ cts.
	228,461	22,846 10		34,014	6,802 80		378,112	46,994 45
							1,246	186 90
							7,288	1,093 20
							15,288	2,293 20
							163,252	24,487 80
				286,643	57,328 60		313,769	61,397 50
							25	3 75
				415	83 00		37,325	5,619 50
				2,826	565 20		193,939	29,232 15
	228,461	22,846 10		323,898	64,779 60		1,110,244	171,308 45
	145,847	29,169 40		874	349 60		156,437	32,433 80
							5	1 50
							6,562	1,968 60
							19,762	5,928 60
							10	3 00
							3,208	962 40
				2,850	1,140 00		3,105	1,216 50
							16	4 80
							1,515	454 50
							96,035	28,810 50
	145,847	29,169 40		3,724	1,489 60		286,655	71,784 20
	42,932	5,724 35		310	82 66		42,932	5,724 35
							310	82 66
							19,660	3,932 00
	42,932	5,724 35		310	82 66		62,992	9,739 01
Doz.			Doz.			Doz.		
230	16	1 06				230	16	1 06
							18,234	187 40
			4,200	465	62 00		4,200	62 00
							193,296	3,825 40
230	16	1 06	4,200	465	62 00	215,960	40,609	4,075 86
	31,001	6,200 20		795	318 00		33,588	7,955 80
				4	1 60		1	0 30
							6,197	1,859 50
							1,732	519 60
							6	1 80
							4,348	1,394 40
				104,327	41,730 80		104,428	41,761 10
							43,031	12,909 30
							9	2 70
							27,324	8,197 20
							1	0 30
				2,427	970 80		121,771	36,774 00
	31,001	6,200 20		107,553	43,021 20		342,736	110,476 00

6-7 EDWARD VII., A. 1907

No. 1.—GENERAL STATEMENT

ARTICLES IMPORTED.	COUNTRIES.	TOTAL IMPORTS.		ENTERED		
		Quantity.	Value.	General Tariff.		
				Quantity.	Value.	Duty.
DUTIABLE GOODS— <i>Con.</i>			§		§	§ cts
Glass and mfrs. of— <i>Con.</i>						
Glass jars and glass balls, and cut, pressed or moulded, crystal or glass table ware, decorated or not	Great Britain		26,531		13,706	4,111 89
	Gibraltar		10		10	3 00
	Aust.-Hungary.. . . .		33,904		33,975	10,192 50
	Belgium		16,718		17,003	5,100 90
	China		7		7	2 10
	France		10,040		10,033	3,009 90
	Germany		13,035		3,281	984 30
	Holland		2,013		2,013	603 90
	Italy		293		293	87 90
	Japan		23		23	6 90
	Sweden		672		781	234 30
	United States		227,223		227,142	68,142 60
	Total		339,469		308,267	92,480 10
Lamp chimneys, glass shades or globes, and blown glass table ware	Great Britain		1,083		312	93 60
	Hong Kong		27		27	8 16
	Aust.-Hungary.. . . .		16,197		15,382	4,614 60
	Belgium		22		22	6 60
	China		128		128	38 40
	France		868		868	260 40
	Germany		21,774		401	120 30
	Holland		179		179	53 70
	Japan		48		48	14 40
	United States		95,708		93,454	28,036 20
	Total		136,034		110,821	33,246 30
Ornamental, figured and enamelled coloured glass and memorial or other ornamental window glass, N.O.P.	Great Britain		47,875		385	115 50
	Belgium		2,137		2,137	641 10
	France		3,357		3,357	1,007 10
	Germany		90		90	27 00
	United States		8,297		8,297	2,489 10
	Total		61,756		14,266	4,279 80
Painted or vitrified, chipped, figured, enamelled and obscured white glass		Sq. ft.		Sq. ft.		
	Great Britain	105,205	4,231	1,320	104	31 26
	Belgium	29,500	2,676	29,500	2,676	802 80
	France	643	58	643	58	17 40
	United States	32,770	2,343	32,770	2,343	702 90
	Total	168,118	9,208	64,233	5,181	1,554 30
Common and colourless window glass	Great Britain	14,956,487	340,183	453,634	10,927	1,639 05
	Belgium	22,730,982	581,127	22,641,722	578,279	86,741 85
	France	355,892	10,594	355,892	10,594	1,589 10
	Sweden	4,000	97	4,000	97	14 55
	United States	576,412	18,909	576,472	18,909	2,835 00
	Total	38,623,833	950,901	24,031,720	618,797	92,819 53

SESSIONAL PAPER No. 11

OF IMPORTS—*Continued.*

FOR HOME CONSUMPTION.

Preferential Tariff.			Surtax Tariff.			Total.		
Quantity.	Value.	Duty.	Quantity.	Value.	Duty.	Quantity.	Value.	Duty Collected.
	\$	\$ cts.		\$	\$ cts.		\$	\$ cts.
.....	11,457	2,291 40	1,389	555 60	26,552	6,958 80
.....			9	3 60	10	3 00
.....			33,984	10,196 10
.....			17,003	5,100 90
.....			7	2 10
.....			8,945	3,578 00	10,035	3,009 90
.....			12,226	4,562 30
.....			2,013	603 90
.....			293	87 90
.....			23	6 90
.....			1	0 40	782	234 70
.....			397	158 80	227,539	68,301 40
.....	11,457	2,291 40	10,741	4,296 40	336,465	99,067 90
.....	452	90 40	81	32 40	845	216 40
.....			27	8 10
.....			42	16 80	15,424	4,631 40
.....			22	6 60
.....			128	38 40
.....			868	260 40
.....			20,802	8,320 80	21,203	8,441 10
.....			179	53 70
.....			48	14 40
.....			339	135 60	93,793	28,171 80
.....	452	90 40	21,264	8,505 60	132,537	41,842 30
.....	47,440	9,488 00	47,825	9,603 50
.....			2,137	641 10
.....			3,357	1,007 10
.....			90	27 00
.....			8,297	2,489 10
.....	47,440	9,488 00	61,706	13,767 80
Sq. ft. 163,885	4,127	825 40	Sq. ft.			Sq. ft.	105,205	4,231 856 60
.....			29,509	2,676 802 80
.....			643	58 17 40
.....			32,770	2,343 702 90
163,885	4,127	825 40	168,118	9,308 2,379 70
14,502,853	329,256	24,693 93	14,956,487	340,183 26,332 98
.....			22,641,722	578,279 86,741 85
.....			355,892	19,594 1,589 10
.....			4,000	97 14 55
.....			576,472	18,900 2,835 00
14,502,853	329,256	24,693 93	38,534,573	948,053 117,513 48

6-7 EDWARD VII., A. 1907

No. 1.—GENERAL STATEMENT

ARTICLES IMPORTED.	COUNTRIES.	TOTAL IMPORTS.		ENTERED		
		Quantity.	Value.	General Tariff.		
				Quantity.	Value.	Duty.
		Sq. ft.	£	Sq. ft.	£	£ cts.
DUTIABLE GOODS—Con.						
Glass and mfrs. of— <i>Con.</i>						
Plain, coloured, opaque, stained or tinted or muffled glass in sheets.....	Great Britain...	320,611	26,620	29,290	2,185	437 00
	Aust.-Hungary..	2,918	552	2,918	552	110 40
	Belgium.....	160,890	11,383	158,820	11,245	2,249 00
	France.....	340	20	340	20	4 00
	United States..	336,927	27,473	336,820	27,445	5,489 00
	Total ..	821,686	66,048	528,188	41,447	8,289 40
Plate glass, not bevelled, in sheets or panes, not exceeding 7 sq. ft. each, N.O.P.	Great Britain...	219,885	34,652	758	201	20 10
	Belgium.....	389,649	70,799	389,649	70,799	7,079 90
	France.....	102,995	20,276	102,995	20,276	2,027 60
	United States..	29,917	5,892	29,917	5,892	589 20
	Total.....	742,446	131,619	523,319	97,163	9,716 80
Plate glass, not bevelled, in sheets or panes exceeding 7 sq. ft. each, and not exceeding 25 sq. ft. each, N.O.P.	Great Britain...	303,912	58,376	1,090	304	76 00
	Belgium.....	402,265	59,190	402,265	59,190	14,797 50
	France.....	42,471	9,361	42,471	9,361	2,340 25
	United States..	16,202	3,038	16,202	3,038	759 50
	Total.....	764,850	129,965	462,028	71,893	17,973 25
" " N.E.S.....	Great Britain...	502,921	108,163	2,592	625	218 75
	Belgium.....	336,449	66,628	334,895	66,205	23,171 75
	France.....	46,734	7,224	46,734	7,224	2,528 40
	Holland.....	12,023	2,770	12,023	2,770	969 50
	United States..	19,371	4,352	19,371	4,352	1,523 20
	Total.....	917,498	189,137	415,615	81,176	28,411 60
" " bevelled, N.O.P.	Great Britain...	10,361	1,974	50	9	3 15
	Belgium.....	13,615	3,153	13,615	3,153	1,103 55
	United States..	2,155	543	2,155	543	190 05
	Total ..	26,131	5,670	15,820	3,705	1,296 75
" " rough rolled....	Great Britain...	268,805	18,413	1,000	40	12 00
	Belgium.....	19,512	3,179	19,512	3,179	953 70
	United States..	45,730	4,779	45,730	4,779	1,433 70
	Total ..	334,047	26,371	66,242	7,998	2,399 40
German looking glass (thin plate), unsilvered or for silvering.....	Aust.-Hungary.....		960		960	192 00
	Germany.....		329			
	United States..		1,271		1,271	254 20
	Total.....		2,560		2,231	446 20

SESSIONAL PAPER No. 11

OF IMPORTS—Continued.

FOR HOME CONSUMPTION.

Preferential Tariff.			Surtax Tariff.			Total.		
Quantity.	Value.	Duty.	Quantity.	Value.	Duty.	Quantity.	Value.	Duty Collected.
Sq. ft.	\$	\$ cts.	Sq. ft.	\$	\$ cts.	Sq. ft.	\$	\$ cts.
291,421	24,435	3,258 10				320,711	26,620	3,695 10
						2,918	552	110 40
			2,070	138	36 80	160,890	11,383	2,285 80
						340	20	4 00
			107	28	7 47	336,927	27,473	5,496 47
291,421	24,435	3,258 10	2,177	166	44 27	821,786	66,048	11,591 77
219,127	34,451	2,296 87				219,885	34,652	2,316 97
						389,649	70,799	7,079 90
						102,995	20,276	2,027 60
						29,917	5,892	589 20
219,127	34,451	2,296 87				742,446	131,619	12,013 67
302,822	58,072	9,678 75				303,912	58,376	9,754 75
						402,265	59,190	14,797 50
						42,471	9,361	2,340 25
						16,202	3,038	759 50
302,822	58,072	9,678 75				764,850	129,965	27,652 00
500,329	107,538	25,092 51				502,921	108,163	25,311 26
						334,895	66,205	23,171 75
						46,734	7,224	2,528 40
						12,023	2,770	969 50
						19,371	4,352	1,523 20
500,329	107,538	25,092 51				915,944	188,714	53,504 11
10,311	1,965	458 48				10,361	1,974	461 63
						13,615	3,153	1,103 35
						2,155	543	190 05
10,311	1,965	458 48				26,131	5,670	1,755 23
267,805	18,373	3,674 60				268,805	18,413	3,686 60
						19,512	3,179	953 70
						45,730	4,779	1,433 70
267,805	18,373	3,674 60				334,047	26,371	6,074 00
							960	192 00
				329	87 74		329	87 74
							1,271	254 20
				329	87 74		2,500	533 94

6-7 EDWARD VII., A. 1907

No. 1.—GENERAL STATEMENT

ARTICLES IMPORTED.	COUNTRIES.	TOTAL IMPORTS.		ENTERED		
		Quantity.	Value.	General Tariff.		
				Quantity.	Value.	Duty.
DUTIABLE GOODS— <i>Con.</i>			\$		\$	\$ cts.
Glass and mfrs.— <i>Con.</i> Silvered glass, bevelled or not, framed or not framed.....	Great Britain..... Hong Kong..... Aust.-Hungary..... Belgium..... China..... France..... Germany..... Italy..... Japan..... United States.....	30,412 7 2,257 912 6 9,254 13,952 15 6 23,208	1,051 7 2,257 912 6 9,254 6 15 6 22,317	367 85 2 45 789 95 319 20 2 10 3,238 90 2 10 5 25 2 10 7,810 95		
	Total.....		80,029		35,831	12,540 85
Stained glass windows.....	Great Britain..... France..... Germany.....	101 154 355			154	46 20
	Total.....		610		154	46 20
All other glass and manufac- tures of glass, not otherwise provided for, including bent plate or other sheet glass..	Great Britain..... Hong Kong..... Aust.-Hungary..... Belgium..... Denmark..... France..... Germany..... Holland..... Italy..... Japan..... Turkey..... United States.....	26,231 3 19,033 1,561 28 8,472 14,386 72 2,151 6 18 95,651	6,386 3 19,001 1,561 28 8,472 5,858 72 2,151 6 18 95,029	1,277 20 0 60 3,800 20 312 20 5 60 1,694 40 1,171 60 14 40 430 20 1 20 3 60 19,005 80		
	Total.....		167,606		138,585	27,717 00
Gloves and mitts of all kinds..	Great Britain..... Aust.-Hungary..... Belgium..... France..... Germany..... Holland..... Italy..... Japan..... Switzerland..... United States.....	436,233 43,248 3,372 341,739 168,660 589 9,389 99 9,819 153,946	75,275 43,041 3,372 341,073 6,403 589 9,389 99 9,546 138,089	26,346 25 15,064 35 1,180 20 119,375 55 2,241 05 206 15 3,286 15 34 65 3,341 10 48,331 15		
	Total.....		1,167,094		626,876	219,406 60
Gold and silver, mfrs. of— Gold, silver and aluminium leaf, Dutch or schlag metal leaf.....	Great Britain..... Aust.-Hungary..... France..... Germany..... United States.....	1,578 3,456 2,570 30,971 7,266	22 3,456 2,570 7,242	5 50 864 00 642 59 1,810 50		
	Total.....		45,841		13,290	3,322 50

SESSIONAL PAPER No. 11

OF IMPORTS—Continued.

FOR HOME CONSUMPTION.

Preferential Tariff.			Surtax Tariff.			Total.		
Quantity.	Value.	Duty.	Quantity.	Value.	Duty.	Quantity.	Value.	Duty Collected.
	\$	\$ cts.		\$	\$ cts.		\$	\$ cts.
.....	28,526	6,656 10	826	385 47	30,403	7,409 42
.....			7	2 45
.....			2,257	789 95
.....			912	319 20
.....			6	2 10
.....			13,950	6,510 11	9,254	3,238 90
.....			13,956	6,512 21
.....			15	5 25
.....			6	2 10
.....			891	415 80	23,208	8,226 75
.....	28,526	6,656 10	15,667	7,311 38	80,024	26,508 33
.....	101	20 20	101	20 20
.....			154	46 20
.....			355	142 00	355	142 00
.....	101	20 20	355	142 00	610	208 40
.....	18,504	2,467 48	894	238 40	25,784	3,983 08
.....			3	0 60
.....			89	23 74	19,090	3,823 94
.....			1,561	312 20
.....			28	5 60
.....			8,472	1,694 40
.....			8,448	2,252 86	14,306	3,424 46
.....			72	14 40
.....			2,151	430 20
.....			6	1 20
.....			18	3 60
.....			622	165 87	95,651	19,171 67
.....	18,504	2,467 48	10,053	2,680 87	167,142	32,865 35
.....	326,411	76,163 60	34,414	16,059 77	436,100	118,569 62
.....			207	96 60	43,248	15,160 95
.....			3,372	1,180 20
.....			867	404 60	341,940	119,780 15
.....			161,642	75,432 90	168,045	77,673 95
.....			589	206 15
.....			9,389	3,286 15
.....			99	34 65
.....			273	127 40	9,819	3,468 50
.....			14,946	6,974 80	153,035	55,305 95
.....	326,411	76,163 60	212,349	99,096 07	1,165,636	394,666 27
.....	1,531	255 20	25	8 34	1,578	269 04
.....			3,456	864 00
.....			2,570	642 50
.....			30,978	10,326 00	30,978	10,326 00
.....			24	8 00	7,266	1,818 50
.....	1,531	255 20	31,027	10,342 34	45,848	13,920 04

6-7 EDWARD VII., A. 1907

No. 1.—GENERAL STATEMENT

ARTICLES IMPORTED.	COUNTRIES.	TOTAL IMPORTS.		ENTERED		
		Quantity.	Value.	General Tariff.		
				Quantity.	Value.	Duty.
DUTIABLE GOODS— <i>Con.</i>					\$	\$ cts.
Gold and silver— <i>Con.</i>						
Manufactures of gold, N. E. S.	Great Britain.....		837		301	90 30
	France.....		227		227	68 10
	Germany.....		12			
	United States.....		13,665		13,665	4,099 50
	Total.....		14,741		14,193	4,257 90
Electro-plated ware and gilt ware of all kinds, N. E. S.	Great Britain.....		104,326		3,125	937 50
	Hong Kong.....		15		15	4 50
	Aust.-Hungary.....		1,583		1,597	479 10
	China.....		20		20	6 00
	France.....		2,224		2,230	669 00
	Germany.....		11,697		52	15 60
	Holland.....		136			
	Italy.....		151		151	45 30
	Japan.....		2,687		2,687	806 10
	Switzerland.....		6		6	1 80
	United States.....		215,004		214,914	64,474 20
	Total.....		337,849		224,797	67,439 10
Sterling or other silverware..	Great Britain.....		103,053		4,636	1,390 80
	B. E. Indies.....		29		29	8 70
	Aust.-Hungary.....		726		726	217 80
	China.....		1,225		1,225	367 50
	France.....		3,107		3,097	929 10
	Germany.....		2,829			
	Holland.....		1,001		1,001	300 30
	Italy.....		97		97	29 10
	Japan.....		139		139	41 70
	United States.....		68,741		63,786	19,135 80
	Total.....		180,947		74,736	22,420 80
Grease, axle.....		Lbs.		Lbs.		
	Great Britain.....	21,949	1,174	605	36	7 20
	Belgium.....	560	17	560	17	3 40
	Germany.....	474	55			
	Turkey.....	505	23	505	23	4 60
	United States.....	1,609,229	63,391	1,606,279	63,246	12,649 20
	Total.....	1,632,717	64,660	1,607,949	63,322	12,664 46
Gunpowder and other explo- sives, &c.—						
Gun, rifle, sporting and can- nister powder.....	Great Britain.....	27,426	6,879	5,693	1,260	170 79
	United States.....	59,536	18,832	59,061	18,769	1,771 83
	Total.....	86,962	25,711	64,754	20,029	1,942 62
Blasting and mining powder.	Great Britain.....	674,200	76,972			
	United States.....	274,835	12,268	274,835	12,268	5,496 70
	Total.....	949,035	89,240	274,835	12,268	5,496 70
Giant powder, nitro, nitro- glycerine and other explo- sives.....	Great Britain.....	53,968	30,374			
	United States.....	489,177	64,118	107,527	14,109	3,225 81
	Total.....	543,145	94,492	107,527	14,109	3,225 81

SESSIONAL PAPER No. 11

OF IMPORTS—Continued.

FOR HOME CONSUMPTION.

Preferential Tariff.			Surtax Tariff.			Total.		
Quantity.	Value.	Duty.	Quantity.	Value.	Duty.	Quantity.	Value.	Duty Collected.
	\$	\$ cts.		\$	\$ cts.		\$	\$ cts.
.....	536	107 20	837	197 50
.....			227	68 10
.....			12	4 80	12	4 80
.....			13,665	4,099 50
.....	536	107 20	12	4 80	14,741	4,369 90
.....				
.....	101,244	20,248 80	276	110 40	104,645	21,296 70
.....			15	4 50
.....			1,597	479 10
.....			20	6 00
.....			2,230	669 00
.....			11,645	4,658 00	11,697	4,673 60
.....			136	54 40	136	54 40
.....			151	45 30
.....			2,687	806 10
.....			6	1 80
.....			61	24 40	214,975	64,498 60
.....				
.....	101,244	20,248 80	12,118	4,847 20	338,159	92,535 10
.....				
.....	78,296	15,659 20	118	47 20	83,050	17,097 20
.....			29	8 70
.....			726	217 80
.....			1,225	367 50
.....			3,097	929 10
.....			2,829	1,131 60	2,829	1,131 60
.....			1,001	300 30
.....			97	29 10
.....			139	41 70
.....			63,786	19,135 80
.....				
.....	78,296	15,659 20	2,947	1,178 80	155,979	39,258 80
.....				
Lbs.			Lbs.			Lbs.		
21,344	1,138	151 73			21,949	1,174	158 93
.....					560	17	3 40
.....			474	55	14 66	474	55	14 66
.....					505	23	4 60
.....					1,606,279	63,246	12,649 20
.....				
21,344	1,138	151 73	474	55	14 66	1,629,767	64,515	12,830 79
.....				
21,733	5,619	434 66			27,426	6,879	605 45
.....					59,061	18,769	1,771 83
.....				
21,733	5,619	434 66			86,487	25,648	2,377 28
.....				
674,200	76,972	8,989 37			674,200	76,972	8,989 37
.....					274,835	12,268	5,496 70
.....				
674,200	76,972	8,989 37			949,035	89,240	14,486 07
.....				
64,350	24,440	1,287 00			64,350	24,440	1,287 00
.....					107,527	14,109	3,225 81
.....				
64,350	24,440	1,287 00			171,877	38,549	4,512 81

6-7 EDWARD VII., A. 1907

No. 1.—GENERAL STATEMENT

ARTICLES IMPORTED.	COUNTRIES.	TOTAL IMPORTS.		ENTERED		
		Quantity.	Value.	General Tariff.		
				Quantity.	Value.	Duty.
DUTIABLE GOODS— <i>Con.</i>			§		§	§ cts.
Gunpowder, &c.— <i>Con.</i>						
Gun, rifle and pistol cartridges or other ammunitions						
N. O. P.	Great Britain	225,562	1,638	491 40
	Hong Kong	8	8	2 40
	Aust.-Hungary..	31	31	9 30
	Belgium	449	449	134 70
	France	182	182	54 60
	United States	166,278	165,917	49,775 10
	Total	392,510	168,225	50,467 50
Gun wads, percussion caps, primers and cartridge cases	Great Britain	12,805
	Belgium	906	906	271 80
	Germany	180
	United States	15,379	14,463	4,338 90
	Total	29,270	15,369	4,610 70
Gun or pistol covers or cases, game bags, loading tools and cartridge belts of any material.	Great Britain	1,083	177	53 10
	France	15	15	4 50
	United States	14,951	14,950	4,485 00
	Total	16,049	15,142	4,542 60
Gutta percha and India-rubber, manufactures of—						
Boots and shoes	Great Britain	263	10	2 50
	Hong Kong	18	18	4 50
	China	177	157	39 25
	United States	179,173	142,763	35,690 75
	Total	179,631	142,948	35,737 00
Belting	Great Britain	19
	United States	40,418	40,241	10,060 25
	Total	40,437	40,241	10,060 25
Clothing, and clothing made waterproof with India-rubber.	Great Britain	34,156	362	126 70
	Aust.-Hungary..	168
	United States	16,946	16,717	5,850 95
	Total	50,370	17,079	5,977 65
Hose, including cotton or linen, lined with rubber	Great Britain	980
	Germany	109
	United States	51,900	50,173	17,560 55
	Total	52,989	50,173	17,560 55
Packing, mats and matting.	Great Britain	3,234	1,819	636 65
	Germany	144
	United States	70,110	68,795	24,078 25
	Total	73,488	70,614	24,714 90

SESSIONAL PAPER No. 11
OF IMPORTS—Continued.

FOR HOME CONSUMPTION.

Preferential Tariff.			Surtax Tariff.			Total.		
Quantity.	Value.	Duty.	Quantity.	Value.	Duty.	Quantity.	Value.	Duty Collected.
	\$	\$ cts.		\$	\$ cts.		\$	\$ cts.
.....	229,888	45,977 60	231,526	46,469 00
.....	8	2 40
.....	31	9 30
.....	449	134 70
.....	182	54 60
.....	165,917	49,775 10
.....	229,888	45,977 60	398,113	96,445 10
.....	12,968	2,593 60	13	5 20	12,981	2,598 80
.....	906	271 80
.....	180	72 00	180	72 00
.....	46	18 40	14,509	4,357 30
.....	12,968	2,593 60	239	95 60	28,576	7,299 90
.....	906	181 20	1,083	234 30
.....	15	4 50
.....	14,950	4,485 00
.....	906	181 20	16,048	4,723 80
.....	253	42 17	263	44 67
.....	18	4 50
.....	20	6 67	177	45 92
.....	142,763	35,690 75
.....	253	42 17	20	6 67	148,221	35,785 84
.....	19	3 17	19	3 17
.....	40,241	10,060 25
.....	19	3 17	40,260	10,063 42
.....	33,445	7,804 09	33,807	7,930 79
.....	16,717	5,850 95
.....	33,445	7,804 09	50,524	13,781 74
.....	935	218 18	45	21 00	980	239 18
.....	109	50 87	109	50 87
.....	50,173	17,560 55
.....	935	218 18	154	71 87	51,262	17,850 60
.....	1,364	318 27	51	23 80	3,234	978 72
.....	144	67 20	144	67 20
.....	42	19 60	68,837	24,097 85
.....	1,364	318 27	237	110 60	72,215	25,143 77

6-7 EDWARD VII., A. 1907

No. 1.—GENERAL STATEMENT

ARTICLES IMPORTED.	COUNTRIES.	TOTAL IMPORTS.		ENTERED		
		Quantity.	Value.	General Tariff.		
				Quantity.	Value.	Duty.
			§		§	§ cts.
DUTIABLE GOODS— <i>Con.</i>						
Gutta percha, &c.— <i>Con.</i>						
All other, not otherwise provided for	Great Britain.....	61,043		3,455		863 75
	Aust.-Hungary.....	6,095		6,099		1,524 75
	Belgium.....	200		200		50 00
	China.....	3		3		0 75
	France.....	3,225		3,192		798 00
	Germany.....	21,463		83		20 75
	Russia.....	432		432		108 00
	United States.....	322,367		321,006		80,251 50
	Total.....		414,828		334,470	83,617 50
Hair and manufactures of, not otherwise provided for—						
Braids, chains or cords.....	United States.....		1,117		1,117	390 95
		Lbs.		Lbs.		
Curled or dyed.....	Great Britain.....	336	551			
	Germany.....	1,006	204			
	United States.....	3,894	5,537	3,894	5,537	1,107 40
	Total.....	5,236	6,292	3,894	5,537	1,107 40
Hair cloth of all kinds.....	Great Britain.....		11,894		2,761	828 30
	Germany.....		28			
	United States.....		33		33	9 90
	Total.....		11,955		2,794	838 20
Other manufactures of, N.E.S.	Great Britain.....		1,249		452	158 20
	Hong Kong.....		9		9	3 15
	Aust.-Hungary.....		1,186		1,186	415 10
	China.....		7		7	2 45
	France.....		94		94	32 90
	Germany.....		708		52	18 20
	Japan.....		5		5	1 75
	United States.....		9,045		9,045	3,165 75
	Total.....		12,303		10,850	3,797 50
Hats, caps and bonnets, N.E.S.—						
Beaver, silk or felt.....	Great Britain.....		698,073		12,055	3,616 50
	Aust.-Hungary.....		1,633		1,633	489 90
	China.....		5		5	1 50
	France.....		12,197		12,097	3,629 10
	Germany.....		165			
	Italy.....		25,313		25,202	7,560 60
	United States.....		564,478		564,624	169,387 20
	Total.....		1,301,864		615,616	184,684 80

SESSIONAL PAPER No. 11

OF IMPORTS—Continued.

FOR HOME CONSUMPTION.

Preferential Tariff.			Surtax Tariff.			Total.		
Quantity.	Value.	Duty.	Quantity.	Value.	Duty.	Quantity.	Value.	Duty Collected.
	\$	\$ cts.		\$	\$ cts.		\$	\$ cts.
.....	56,317	9,386 46	1,149	383 00	60,921	10,633 21
.....			6,099	1,524 75
.....			200	50 00
.....			3	75
.....			33	11 00	3,225	809 00
.....			21,200	7,066 66	21,283	7,087 41
.....			432	108 00
.....			1,244	414 67	322,250	80,666 17
.....	56,317	9,386 46	23,626	7,875 33	414,413	100,879 29
.....			1,117	390 95
Lbs.			Lbs.			Lbs.		
336	551	73 52			336	551	73 52
.....			1,006	204	54 40	1,006	204	54 40
.....					3,894	5,537	1,107 40
336	551	73 52	1,006	204	54 40	5,236	6,292	1,235 32
.....				
.....	9,119	1,823 80	28	11 20	11,880	2,652 10
.....			28	11 20
.....			33	9 90
.....	9,119	1,823 80	28	11 20	11,941	2,673 20
.....				
.....	777	181 33	20	933	1,249	348 86
.....			9	3 15
.....			1,186	415 10
.....			7	2 45
.....			94	32 90
.....			656	306 13	708	324 33
.....			5	1 75
.....			9,045	3,165 75
.....	777	181 33	676	315 46	12,303	4,294 29
.....				
.....	684,642	136,928 40	14	5 60	696,711	140,550 50
.....			1,633	489 90
.....			5	1 50
.....			100	40 00	12,197	3,669 10
.....			165	66 00	165	66 00
.....			25,202	7,560 60
.....			1	40	564,625	169,387 60
.....	684,642	136,928 40	280	112 00	1,300,538	321,725 20

6-7 EDWARD VII., A. 1907

No. 1.—GENERAL STATEMENT

ARTICLES IMPORTED.	COUNTRIES.	TOTAL IMPORTS.		ENTERED		
		Quantity.	Value.	General Tariff.		
				Quantity.	Value.	Duty.
DUTIABLE GOODS— <i>Con.</i>			§	§	§	cts.
Hats, caps and bonnets— <i>Con.</i> Straw, grass, chip or other material, N.E.S.	Great Britain	357,654	25,832	7,749	60	
	B. W. Indies	79	19	5	70	
	Hong Kong	58	58	17	40	
	Aust.-Hungary	176	176	52	80	
	Belgium	264	264	79	20	
	China	66	66	19	80	
	Ecuador	316	316	94	80	
	France	37,490	37,490	11,247	00	
	Germany	627				
	Italy	15,592	15,592	4,677	60	
	Japan	502	502	150	60	
	Philippines	20	20	6	00	
	Switzerland	1,316	1,316	394	80	
	United States	520,935	518,875	155,662	50	
	Total	935,086	600,526	180,157	80	
Hat, cap and bonnet shapes ...	Great Britain	24,069	808	242	40	
	France	102	102	30	60	
	Germany	43				
	United States	19,315	19,315	5,794	50	
	Total	43,529	20,225	6,067	50	
Hay	United States	Tons. 7,025	Tons. 99,317	99,215	14,028	00
Honey, in the comb or other- wise, and imitations thereof..	Great Britain	Lbs. 4,699	Lbs. 131	68	4	2 04
	Australia	2,368	113	2,368	113	71 04
	B. W. Indies	17,579	459			
	Hong Kong	1,759	49	1,759	49	52 77
	China	491	12	491	12	14 73
	Greece	144	40	144	40	4 32
	United States	56,594	6,752	54,436	6,592	1,633 08
	Total	83,634	7,556	59,266	6,810	1,777 98
Hops	Great Britain	296,844	45,926	49,268	6,786	2,956 08
	Aust.-Hungary	115,900	27,528	113,751	27,114	6,825 06
	Belgium	30,790	5,407	30,790	5,407	1,847 40
	Germany	56,928	13,852	2,870	741	172 20
	Russia	360	79	360	79	21 60
	United States	482,954	92,105	509,303	100,279	30,558 18
	Total	983,776	184,897	706,342	140,406	42,380 52
Ink, writing	Great Britain		14,511		232	46 40
	Hong Kong		18		18	3 60
	Belgium		11		11	2 20
	China		19		19	3 80
	France		2,416		2,416	483 20
	Germany		137			
	Holland		70		70	14 00
	Japan		23		23	4 60
	United States		37,754		37,937	7,587 40
	Total		54,959		40,726	8,145 20

SESSIONAL PAPER No. 11

OF IMPORTS—Continued.

FOR HOME CONSUMPTION.

Preferential Tariff			Surtax Tariff.			Total.		
Quantity.	Value.	Duty.	Quantity.	Value.	Duty.	Quantity.	Value.	Duty Collected.
	\$	\$ cts.		\$	\$ cts.		\$	\$ cts.
.....	330,946	66,189 20	1,130	452 00	357,908	74,390 80
.....			51	20 40	70	26 10
.....			58	17 40
.....			176	52 80
.....			264	79 20
.....			66	19 80
.....			316	94 80
.....			37,490	11,247 00
.....			627	250 80	627	250 80
.....			15,592	4,677 60
.....			502	150 60
.....			20	6 00
.....			1,316	394 80
.....			85	34 00	518,960	155,696 50
.....	330,946	66,189 20	1,893	757 20	933,365	247,104 20
.....	23,261	4,652 20	24,069	4,894 60
.....			192	30 60
.....			43	17 20	43	17 20
.....			19,315	5,794 50
.....	23,261	4,652 20	43	17 20	43,529	10,736 90
Tons.			Tons.			Tons.		
.....			7,014	99,215
Lbs.			Lbs.			Lbs.		
.....	4,631	127	4,699	131
.....		92 62	2,368	113
.....	20,657	552	20,657	552
.....		413 14	1,759	49
.....			491	12
.....			144	40
.....			54,436	6,592
.....				1,633 08
.....	25,288	679	84,554	7,489
.....		505 76		2,283 74
.....	251,366	38,406	2,249	562	302,883	45,754
.....		10,054 64	1,367	356	27,470	6,934 42
.....			30,790	5,407
.....			52,748	13,866	55,618	14,607
.....			360	79
.....			6,193	1,846	515,496	102,125
.....				31,053 62
.....	251,366	38,406	62,557	16,630	1,020,265	195,442
.....		10,054 64		5,004 56		57,439 72
.....				14,511
.....		1,904 05		18
.....				11
.....				19
.....				3 80
.....			2,416	483 20
.....			137	36 54	137	36 54
.....			70	14 00
.....			23	4 60
.....			37,937	7,587 40
.....	14,279	19,04 05	137	36 54	55,142	10,085 79

6-7 EDWARD VII., A. 1907

No. 1.—GENERAL STATEMENT

ARTICLES IMPORTED.	COUNTRIES.	TOTAL IMPORTS.		ENTERED		
		Quantity.	Value.	General Tariff.		
				Quantity.	Value.	Duty.
DUTIABLE GOODS— <i>Con.</i>			\$		\$	\$ cts.
Ink, printing	Great Britain		10,381		87	17 40
	China		1		1	9 20
	France		3,123		3,123	624 60
	Germany		152			
	United States		86,634		86,705	17,341 00
			190,291		89,916	17,983 20
Iron and manufactures of, steel and manufactures of, or both combined.						
Agricultural implements, N. E. S., viz. :—		No.		No.		
Cultivators and weeders.	Great Britain	3	137	1	25	5 00
	United States	3,826	26,257	3,826	26,257	5,251 40
		3,829	26,394	3,827	26,282	5,256 40
Drills, grain seed	United States	2,835	117,233	2,835	117,233	23,446 60
Farm road or field rollers	United States	10	206	10	204	51 00
Forks, pronged	Great Britain	280	144			
	United States	8,285	5,105	8,285	5,105	1,276 25
		8,565	5,249	8,285	5,105	1,276 25
Harrow	Great Britain	4	52	1	16	3 20
	United States	4,383	66,180	4,382	66,150	13,236 00
		4,387	66,232	4,383	66,166	13,233 20
Harvesters, self-binding	Australia	5	919			
	United States	927	95,846	927	95,846	19,169 20
		932	96,756	927	95,846	19,169 20
Hay loaders	United States	582	26,435	582	26,435	6,608 75
Hay tedders	United States	815	34,076	815	34,076	8,519 00
Hoes	Great Britain	537	130			
	United States	4,365	743	4,365	743	185 75
		4,902	873	4,365	743	185 75
Horse rakes	United States	872	20,639	929	21,587	4,317 40
Knives, hay or straw	Great Britain	5	7	5	7	1 75
	United States	1,260	53	1,260	53	13 25
		1,265	60	1,265	60	15 00

SESSIONAL PAPER No. 11

OF IMPORTS—Continued.

FOR HOME CONSUMPTION.

Preferential Tariff.			Surtax Tariff.			Total.		
Quantity.	Value.	Duty.	Quantity.	Value.	Duty.	Quantity.	Value.	Duty Collected.
	\$	\$ cts.		\$	\$ cts.		\$	\$ cts.
.....	10,228	1,363 82	58	15 46	10,373	1,396 68
.....			1	0 20
.....			152	40 53	3,123	624 60
.....			152	40 53
.....			86,705	17,341 00
.....	10,228	1,363 82	210	55 99	100,354	19,493 01
No.			No.			No.		
1	15	2 00			2	40	7 00
.....					3,826	26,297	5,251 40
1	15	2 00			3,828	26,297	5,258 40
.....				
.....					2,835	117,233	23,446 60
.....				
.....					10	204	51 00
280	144	24 02			280	144	24 02
.....					8,285	5,105	1,276 25
280	144	24 02			8,565	5,249	1,300 27
3	36	4 80			4	52	8 00
.....					4,382	66,150	13,230 00
3	36	4 80			4,386	66,202	13,238 00
.....				
.....					927	95,846	19,169 20
.....				
.....					927	95,846	19,169 20
.....				
.....					582	26,435	6,608 75
.....				
.....					815	34,076	8,519 00
537	130	21 66			537	130	21 66
.....					4,365	743	185 75
537	130	21 96			4,902	873	207 41
.....				
.....					929	21,587	4,317 40
.....				
.....					5	7	1 75
.....					1,260	53	13 25
.....					1,265	60	15 00

6-7 EDWARD VII., A. 1907

No. 1.—GENERAL STATEMENT

ARTICLES IMPORTED.	COUNTRIES.	TOTAL IMPORTS.		ENTERED		
		Quantity.	Value.	General Tariff.		
				Quantity.	Value.	Duty.
		No.	§	No.	§	§ cts.
DUTIABLE GOODS— <i>Con.</i>						
Iron and infrs. of— <i>Con.</i>						
Agricultural implem'ts— <i>Con.</i>						
Lawn mowers.....	Great Britain...	5	198			
	United States...	2,692	13,296	2,692	13,296	4,653 60
		2,697	13,404	2,692	13,296	4,653 60
Manure spreaders.....	United States...	1,133	108,054	1,133	108,054	21,610 80
Mowing machines.....	United States...	766	24,692	766	24,692	4,938 40
Ploughs.....	Great Britain...	2	56			
	Australia.....	1	44			
	France.....	1	35	1	35	7 00
	United States...	17,030	477,612	17,030	477,612	95,522 40
		17,034	477,747	17,031	477,647	95,529 40
Post hole diggers.....	United States...	1,485	1,326	1,485	1,326	331 50
Potato diggers.....	Great Britain...	14	880			
	United States...	212	6,604	212	6,604	1,651 00
	Total....	226	7,484	212	6,604	1,651 00
Rakes, N. E. S.....	Great Britain...	12	3			
	United States...	9,608	1,819	9,608	1,819	454 75
	Total....	9,620	1,822	9,608	1,819	454 75
Reapers.....	United States...	284	13,872	284	13,872	2,774 40
		Doz.		Doz.		
Scythes.....	Great Britain...	536	2,420			
	Aust.-Hungary..	12	41	12	41	10 25
	United States...	1,452	7,582	1,452	7,582	1,895 50
	Total....	2,000	10,043	1,464	7,623	1,905 75
Sickles or reaping hooks...	Great Britain...	36	170			
	United States...	5	15	5	15	3 75
	Total....	41	185	5	15	3 75
Spades and shovels and spade and shovel blanks, and iron or steel cut to shape for the same.....	Great Britain...	15,391	24,079	32	214	74 90
	United States...	4,252	22,958	4,222	22,683	7,939 05
	Total....	19,643	47,037	4,254	22,897	8,013 95

SESSIONAL PAPER No. 11

OF IMPORTS—Continued.

FOR HOME CONSUMPTION.

Preferential Tariff.			Surtax Tariff.			Total.		
Quantity.	Value.	Duty.	Quantity.	Value.	Duty.	Quantity.	Value.	Duty Collected.
No.	\$	§ cts.	No.	\$	§ cts.	No.	\$	§ cts.
5	108	25 20				5	108	25 20
						2,692	13,296	4,653 60
5	108	25 20				2,697	13,404	4,678 80
						1,133	108,054	21,610 80
						766	24,692	4,938 40
2	56	7 47				2	56	7 47
						1	35	7 00
						17,030	477,612	95,522 40
2	56	7 47				17,033	477,703	95,536 87
						1,485	1,326	331 50
14	880	146 67				14	880	146 67
						212	6,604	1,651 00
14	880	146 67				226	7,484	1,797 67
12	3	0 50				12	3	0 50
						9,608	1,819	454 75
12	3	0 50				9,620	1,822	455 25
						284	13,872	2,774 40
Doz.			Doz.			Doz.		
536	2,420	403 35				536	2,420	403 35
						12	41	10 25
						1,432	7,582	1,895 50
536	2,420	403 35				2,000	10,043	2,309 10
36	170	28 34				36	170	28 34
						5	15	3 75
36	170	28 34				41	185	32 09
10,859	23,865	5,568 64				10,891	24,079	5,643 54
						4,222	22,683	7,939 05
10,859	23,865	5,568 64				15,113	46,762	13,582 59

6-7 EDWARD VII., A. 1907

No. 1.—GENERAL STATEMENT

ARTICLES IMPORTED.	COUNTRIES.	TOTAL IMPORTS.		ENTERED		
		Quantity.	Value.	General Tariff.		
				Quantity.	Value.	Duty.
DUTIABLE GOODS— <i>Con.</i>			\$		\$	\$ cts.
Iron and mfrs. of— <i>Con.</i>						
Agricultural implem'ts— <i>Con.</i>						
Parts of agricultural implem'ts paying 20 p.c.	Great Britain	7,561		7,163		1,432 60
	Australia	12		62		12 40
	United States	465,270		465,148		93,029 60
	Total	472,843		472,373		94,474 60
All other agricultural implem'ts, N. E. S.	Great Britain	3,921		151		37 75
	France	15		15		3 75
	Germany	732				
	United States	37,793		37,793		9,448 25
	Total	42,461		37,959		9,489 75
Anvils and vices	Great Britain	20,860		1,675		502 50
	Germany	306				
	United States	29,626		29,626		8,887 80
	Total	50,792		31,301		9,390 30
Cart or wagon skeins or boxes			Lbs.		Lbs.	
	Great Britain	16,764	364			
	United States	150,690	9,040	150,690	9,040	2,712 00
	Total	167,454	9,404	150,690	9,040	2,712 00
Springs, axles, axle bars, N. E. S., and axle blanks and parts thereof, of iron or steel, for railway or tramway or other vehicles			Cwt.		Cwt.	
	Great Britain	14,116	34,054	210	1,119	391 65
	United States	55,832	109,820	55,832	109,820	38,437 00
	Total	69,948	143,874	56,042	110,939	38,828 65
Bar iron or steel rolled whether in coils, bundles, rods or bars, comprising rounds, ovals, squares and flats, and rolled shapes, N. O. P.	Great Britain	331,634	509,147	9,432	14,652	3,301 20
	Belgium	12,556	14,623	12,556	14,623	4,394 60
	France	1,276	1,268	1,276	1,268	446 60
	Germany	95	122	85	102	29 75
	Norway	304	608	304	608	106 40
	Sweden	6,175	11,691	6,175	11,691	2,161 25
	United States	634,421	1,004,587	635,289	1,004,270	222,351 15
	Total	986,461	1,542,046	665,117	1,047,214	232,790 95
Butts and hinges, N. E. S.	Great Britain		1,121		49	14 70
	United States		91,585		91,585	27,475 50
	Total		92,706		91,634	27,490 20
Castings, iron or steel, in the rough, N. E. S.	Great Britain		16,952		236	59 00
	Newfoundland		119			
	United States		370,622		368,840	92,210 00
	Total		387,693		369,076	92,269 00

SESSIONAL PAPER No. 11

OF IMPORTS—Continued.

FOR HOME CONSUMPTION.

Preferential Tariff.			Surtax Tariff.			Total.		
Quantity.	Value.	Duty.	Quantity.	Value.	Duty.	Quantity.	Value.	Duty Collected.
	\$	\$ cts.		\$	\$ cts.		\$	\$ cts.
.....	398	53 08	7,561	1,485 68
.....	62	12 40
.....	465,148	93,029 60
.....	398	53 08	472,771	94,527 68
.....	3,693	615 50	3,844	653 25
.....	732	243 96	15	3 75
.....	732	243 96
.....	37,793	9,448 25
.....	3,693	615 50	732	243 96	42,384	10,349 21
.....	19,185	3,837 00	20,860	4,339 50
.....	306	122 40	306	122 40
.....	29,626	8,857 80
.....	19,185	3,837 00	306	122 40	50,792	13,349 70
Lbs.	Lbs.	Lbs.
16,764	364	72 80	16,764	364	72 80
.....	150,690	9,040	2,712 00
16,764	364	72 80	167,454	9,404	2,784 80
Cwt.	Cwt.	Cwt.
13,906	32,935	7,684 96	13,116	34,054	8,076 61
.....	55,832	109,820	38,437 00
13,906	32,935	7,684 96	68,948	143,874	46,513 61
.....	322,302	494,495	331,734	509,147	78,505 76
.....	75,204 56	12,556	14,623	4,394 60
.....	1,276	1,268	446 60
.....	10	20	4 66	95	122	34 41
.....	304	608	106 40
.....	6,175	11,691	2,161 25
.....	635,289	1,004,270	222,351 15
322,302	494,495	75,204 56	10	20	4 66	987,429	1,541,729	308,000 17
.....	1,022	204 40	1,071	219 10
.....	91,585	27,475 50
.....	1,022	204 40	92,656	27,694 60
.....	16,716	2,786 02	16,952	2,845 02
.....	368,840	92,210 00
.....	16,716	2,786 02	385,792	95,055 02

6-7 EDWARD VII., A. 1907
No. 1.—GENERAL STATEMENT

ARTICLES IMPORTED.	COUNTRIES.	TOTAL IMPORTS.		ENTERED		
		Quantity.	Value.	General Tariff.		
				Quantity.	Value.	Duty.
		Cwt.	\$	Cwt.	\$	\$ cts.
DETIABLE GOODS— <i>Con.</i>						
Iron and mfrs. of— <i>Con.</i>						
Canada plates; Russia iron; terne plate, and rolled sheets of iron or steel coated with zinc, spelter or other metal, of all widths or thickness, N. O. P.						
	Great Britain...	258,383	573,009	323	1,651	82 55
	Belgium	102	278	102	278	13 90
	United States...	45,250	126,457	45,250	126,457	6,322 85
	Total ..	303,735	699,744	45,675	128,386	6,419 30
Cast iron pipe of every description.....						
	Great Britain...	300,109	356,427	1,369	1,732	547 60
	United States...	43,295	91,023	43,295	91,023	17,318 00
	Total.....	343,404	447,450	44,664	92,755	17,865 60
Cast scrap iron.....						
	Great Britain ..	Tons. 2,384	26,321	Tons.
	St. Pierre.....	21	170	21	170	52 50
	United States...	2,461	33,595	2,461	33,595	6,152 50
	Total ..	4,866	60,086	2,482	33,765	6,205 00
Chains, coil chain, chain links and chain shackles, of iron or steel, $\frac{5}{16}$ th of an inch in diam. and over.....						
	Great Britain...	Cwt. 14,103	46,507	Cwt. 840	2,815	140 75
	Norway	25	86	25	86	4 30
	United States...	26,548	95,469	26,489	95,046	4,752 30
	Total.....	40,676	142,062	27,354	97,947	4,897 35
Chain, malleable sprocket or link belting, for binders...						
	United States.....	43,992	43,988	8,797 60
Chains, N.E.S.....						
	Great Britain...	17,694	2,128	638 40
	Aust.-Hungary..	342	342	102 60
	France	304	304	91 20
	Germany	3,766
	United States...	77,040	76,963	23,088 90
	Total.....	99,146	79,737	23,921 10
Tacks, shoe.....						
	Great Britain...	Lbs. 140	5	Lbs.
	France	15	2	15	2	0 70
	United States...	20,731	2,435	20,731	2,435	852 25
	Total.....	20,886	2,442	20,746	2,437	852 95
Cut tacks, brads sprigs, or shoe nails, double pointed, and other tacks of iron and steel, N. O. P.....						
	Great Britain...	634	39
	Germany	2,536	37
	United States...	73,560	4,782	73,960	4,782	1,673 70
	Total	76,730	4,858	73,960	4,782	1,673 70

SESSIONAL PAPER No. 11

OF IMPORTS—Continued.

FOR HOME CONSUMPTION.

Preferential Tariff.			Surtax Tariff.			Total.		
Quantity.	Value.	Duty.	Quantity.	Value.	Duty.	Quantity.	Value.	Duty Collected.
Cwt.	\$	\$ cts.	Cwt.	\$	\$ cts.	Cwt.	\$	\$ cts.
258,060	571,358	19,045 48	258,383	573,009	19,128 03
.....	102	278	13 90
.....	45,250	126,457	6,322 85
258,060	571,358	19,045 48	303,735	699,744	25,464 78
298,740	354,695	79,664 10	300,109	356,427	80,211 70
.....	43,295	91,023	17,318 00
298,740	354,695	79,664 10	343,404	447,450	97,529 70
Tons.			Tons.			Tons.		
2,384	26,321	3,973 35	2,384	26,321	3,973 35
.....	21	170	52 50
.....	2,461	33,595	6,152 50
2,384	26,321	3,973 35	4,866	60,086	10,178 35
Cwt.			Cwt.			Cwt.		
13,263	43,692	1,456 58	14,103	46,507	1,597 33
.....	25	86	4 30
.....	26,489	95,046	4,752 30
13,263	43,692	1,456 58	40,617	141,639	6,353 93
.....	43,988	8,797 60
.....	15,557	3,111 40	9	3 60	17,694	3,753 40
.....	342	102 60
.....	3,808	1,523 20	304	91 20
.....	77	30 80	3,808	1,523 20
.....	77,040	23,119 70
.....	15,557	3,111 40	3,894	1,557 60	99,188	28,590 10
Lbs.			Lbs.			Lbs.		
140	5	1 17	140	5	1 17
.....	15	2	0 70
.....	20,731	2,435	852 25
140	5	1 17	20,886	2,442	854 12
.....
634	39	9 11	634	39	9 11
.....	2,536	37	17 26	2,536	37	17 26
.....	73,960	4,782	1,673 70
634	39	9 11	2,536	37	17 26	77,130	4,858	1,700 07

6-7 EDWARD VII., A. 1907

No. 1.—GENERAL STATEMENT

ARTICLES IMPORTED.	COUNTRIES.	TOTAL IMPORTS.		ENTERED		
		Quantity.	Value.	General Tariff.		
				Quantity.	Value.	Duty.
DUTIABLE GOODS— <i>Con.</i>		No.	£	No.	£	£ cts.
Iron and mfrs. of— <i>Con.</i>						
Engines, locomotives for rail-ways, N.E.S.	Great Britain.....		80		80	28 00
	United States....	85	338,099	85	338,099	118,334 65
	Total.....	85	338,179	85	338,179	118,362 65
Fire engines	United States....	6	7,150	5	4,150	1,452 50
Fire extinguishing machines.	Great Britain....		31		22	7 70
	United States....		53,267		53,267	18,643 45
	Total.....		53,298		53,289	18,651 15
Gasoline engines.....	Great Britain....	2	1,219			
	United States....	2,066	404,104	2,066	404,104	101,026 00
	Total.....	2,068	405,323	2,066	404,104	101,026 00
Steam engines and boilers	Great Britain....	98	135,735	47	14,548	3,637 00
	United States....	1,604	462,075	1,600	460,564	115,141 00
	Total.....	1,702	597,810	1,647	475,112	118,778 00
Fittings, iron or steel, for iron or steel pipe.....		Lbs.		Lbs.		
	Great Britain....	147,989	5,492	1,280	101	30 30
	France.....	100	30	100	30	9 00
	United States....	6,550,106	381,493	6,548,503	381,312	114,393 60
	Total.....	6,698,195	387,015	6,549,883	381,443	114,432 90
Ferro-silicon, spiegeleisen and ferro-manganese		Tons.		Tons.		
	Great Britain....	12,291	363,686	3,174	68,140	3,407 00
	Belgium.....	49	3,977	49	3,977	198 85
Forgings of iron or steel, of whatever shape or size, or in whatever stage of manufacture, N.E.S., and steel shafting, turned, compressed or polished; and hammered iron or steel bars or shapes, N.O.P.	Germany.....	366	10,687			
	United States....	2,317	84,389	2,317	84,389	4,219 45
	Total.....	15,023	462,739	5,540	156,506	7,825 30
Hardware, viz.: Builders', cabinetmakers', upholsterers', harnessmakers', saddlers' and carriage hardware, including curry combs and horse boots, N.E.S.		Lbs.		Lbs.		
	Great Britain....	108,237	4,427			
	Germany.....	53,935	534			
	United States....	3,970,129	166,315	3,955,775	163,309	49,592 70
	Total.....	4,112,301	171,276	3,955,775	163,309	49,592 70
	Great Britain....		81,046		1,874	562 20
	Newfoundland..		20			
	Belgium.....		17		17	5 10
	France.....		3,668		3,668	1,100 40
	Germany.....		1,003			
	Japan.....		115		115	34 50
	United States....		665,990		665,775	199,732 50
	Total.....		751,859		671,449	201,434 70

SESSIONAL PAPER No. 11

OF IMPORTS—Continued.

FOR HOME CONSUMPTION.

Preferential Tariff.			Surtax Tariff.			Total.		
Quantity.	Value.	Duty.	Quantity.	Value.	Duty.	Quantity.	Value.	Duty Collected.
No.	\$	\$ cts.	No.	\$	\$ cts.	No.	\$	\$ cts.
							80	28 00
						85	338,099	118,334 65
						85	338,179	118,362 65
						5	4,150	1,452 50
	9	2 10					31	9 80
							53,267	18,643 45
	9	2 10					53,298	18,653 25
2	1,219	203 19				2	1,219	203 19
						2,066	404,104	101,026 00
2	1,219	203 19				2,068	405,323	101,229 19
51	121,187	20,197 86				98	135,735	23,834 86
						1,600	460,564	115,141 00
51	121,187	20,197 86				1,698	596,299	138,975 86
Lbs.			Lbs.			Lbs.		
146,709	5,391	1,078 20				147,989	5,492	1,108 50
						100	30	9 00
						6,548,503	381,312	114,393 60
146,709	5,391	1,078 20				6,696,592	386,834	115,511 10
Tons.			Tons.			Tons.		
9,117	295,546	9,851 52				12,291	363,686	13,258 52
						49	3,977	198 85
			366	10,687	712 47	366	10,687	712 47
						2,317	84,389	4,219 45
9,117	295,546	9,851 52	366	10,687	712 47	15,023	462,739	18,389 29
Lbs.			Lbs.			Lbs.		
108,237	4,427	885 40				108,237	4,427	885 40
			33,935	534	213 60	33,935	534	213 60
			164	56	22 40	3,955,939	165,365	49,615 10
108,237	4,427	885 40	34,099	590	236 00	4,098,111	170,326	50,714 10
	79,410	15,882 00		18	7 20		81,302	16,451 40
							17	5 10
							3,668	1,100 40
				1,003	401 20		1,003	401 20
							115	34 50
				230	92 00		666,005	199,824 50
	79,410	15,882 00		1,251	500 40		752,110	217,817 10

6-7 EDWARD VII., A. 1907

No. 1.—GENERAL STATEMENT

ARTICLES IMPORTED.	COUNTRIES.	TOTAL IMPORTS.		ENTERED		
		Quantity.	Value.	General Tariff.		
				Quantity.	Value.	Duty.
DUTIABLE GOODS— <i>Con.</i>			§		§	§ cts.
Iron and mfrs. of— <i>Con.</i> Horse, mule and ox shoes....	United States....		14,360		14,125	4.237 50
Iron or steel ingots, cogged ingots, blooms, slabs, billets puddled bars, and loops or other forms, N.O.P., less finished than iron or steel bars, but more advanced than pig iron, except cast- ings.....	Great Britain... Belgium..... Germany..... United States...	Cwt. 150,983 97,307 11,120 391,533	173,353 91,566 11,733 387,142	Cwt. 45,238 97,307 391,533	14,027 91,566 387,142	4,523 80 9,730 70 39,153 30
Iron or steel bridges or parts thereof; iron or steel struc- tural work, columns, shapes or sections, drilled, punched or in any further stage of manufacture than as rolled or cast, N.E.S.....	Total..... Great Britain... France..... United States...	650,943 946 3,500 181,232	663,794 1,871 6,000 500,475	534,078 119 3,500 181,232	522,735 474 6,000 500,475	53,407 80 165 90 2,100 00 175,166 25
Iron in pigs.....	Total..... Great Britain... United States...	185,678 35,897 62,647	508,346 454,703 940,302	184,851 47 61,045	506,949 1,045 946,922	177,432 15 117 50 152,612 50
Locks of all kinds.....	Total..... Great Britain... Belgium..... China..... France..... Germany... United States...	98,544 7,723 21 3 439 1,778 273,491	1,395,605 7,723 21 3 439 1,778 273,491	61,092 47 61,045	947,967 1,029 3 439 273,491	152,730 00 308 70 0 90 131 70 82,047 30
Machines, machinery, &c.:— Automobiles.....	Total..... Great Britain... France..... Germany... United States...	283,455 63 30 11,723 367	274,962 110,630 60,727 11,723 489,048	405 21 32 352	274,962 37,962 58,826 450,777	82,488 60 13,286 70 20,589 10 157,273 25
Fanning Mills.....	Total..... United States...	460 267	672,128 3,144	405 267	547,565 3,144	191,149 05 786 00
Grain crushers.....	United States...	1	71	1	71	17 75

SESSIONAL PAPER No. 11
OF IMPORTS—Continued.

FOR HOME CONSUMPTION.

Preferential Tariff.			Surtax Tariff.			Total.		
Quantity.	Value.	Duty.	Quantity.	Value.	Duty.	Quantity.	Value.	Duty Collected.
	\$	\$ cts.		\$	\$ cts.		\$	\$ cts.
				212	84 80		14,337	4,322 30
Cwt.			Cwt.			Cwt.		
75,743	100,533	5,049 65	30,002	28,793	4,000 20	150,983	173,353	13,573 65
						97,307	91,566	9,730 70
			11,120	11,733	1,482 60	11,120	11,733	1,482 60
						391,533	387,142	39,153 30
75,743	100,533	5,049 65	41,122	40,526	5,482 80	650,943	663,794	63,940 25
827	1,397	325 99				946	1,871	491 89
						3,500	6,000	2,100 00
						181,232	500,475	175,166 25
827	1,397	325 99				185,678	508,346	177,758 14
Tons.			Tons.			Tons.		
35,703	453,011	59,505 16	2	69	6 67	35,752	454,125	59,629 33
						61,045	946,922	152,612 50
35,703	453,011	59,505 16	2	69	6 67	96,797	1,401,047	212,241 83
	6,349	1,269 80		196	78 40		7,574	1,656 90
				21	8 40		21	8 40
							3	0 90
							439	131 70
				1,778	711 20		1,778	711 20
							273,491	82,047 30
	6,349	1,269 80		1,995	798 00		283,306	84,556 40
No.			No.			No.		
42	73,883	17,239 36		252	117 60	63	112,097	30,643 66
			1	4,825	2,251 67	33	63,651	22,840 77
				10,436	4,870 15		10,436	4,870 15
				8,910	4,158 00	352	459,687	161,431 25
42	73,883	17,239 36	1	24,423	11,397 42	448	645,871	219,785 83
						267	3,144	786 00
						1	71	17 75

6-7 EDWARD VII., A. 1907

No. 1.—GENERAL STATEMENT

ARTICLES IMPORTED.	COUNTRIES.	TOTAL IMPORTS.		ENTERED		
		Quantity.	Value.	General Tariff.		
				Quantity.	Value.	Duty.
DUTIABLE GOODS.		No.	£	No.	£	£ cts.
Iron and mfrs.— <i>Con.</i>						
Wind mills.	United States.	909	41,934	909	41,934	10,483 50
Ore crushers and rock crushers stamp mills, cornish and belted rolls, rock drills, air compressors, cranes, derrick- s, and percussion coal cutters.	Great Britain. Germany. United States. Total		54,793 489 151,387 206,669		151,113	37,778 25
Portable Machines :						
Fodder or feed cutters.	Great Britain. United States. Total	1 26 27	146 558 704	26	558	139 50
Horse, powers.	United States.	11	556	11	556	139 00
Portable engines.	United States.	626	712,895	638	717,785	179,446 25
Portable saw mills and plan- ing mills.	United States.	73	31,382	73	31,382	7,845 50
Threshers and separators.	Australia. United States. Total	1 647 648	170 358,315 358,485	652	359,986	89,996 50
All other portable machines .	Great Britain. United States. Total	45 877 922	771 100,857 101,628	8 880 888	91 101,362 101,453	22 75 25,340 50 25,363 25
Parts of above articles.	United States.		142,124		142,121	35,531 00
Sewing machines, and parts of.	Great Britain. France. Germany. United States. Total	659 1 24 13,627 14,311	14,120 96 694 271,325 286,235	2 1	21 96	7 20 28 80 80,764 20 80,800 20
Slot machines.	United States.	2,389	41,628	2,388	41,603	10,400 75
Machines, type-writing.	Great Britain. Newfoundland. United States. Total	7 3 4,962 4,972	126 60 284,520 285,006			

SESSIONAL PAPER No. 11

OF IMPORTS—Continued.

FOR HOME CONSUMPTION.

Preferential Tariff.			Surtax Tariff.			Total.		
Quantity.	Value.	Duty.	Quantity.	Value.	Duty.	Quantity	Value.	Duty Collected.
No.	\$	\$ cts.	No.	\$	\$ cts.	No.	\$	\$ cts.
						909	41,934	10,483 50
	52,511	8,751 89		2,282	760 67		54,793	9,512 56
				489	163 00		489	163 00
				198	66 00		151,311	37,844 25
	52,511	8,751 89		2,969	989 67		206,593	47,519 81
1	146	24 34				1	146	24 34
						26	558	139 50
1	146	24 34				27	704	163 84
						11	556	139 00
						638	717,785	179,446 25
						73	31,382	7,845 50
						652	359,986	89,996 50
						652	359,986	89,996 50
37	680	113 33				45	771	136 08
						880	101,362	25,340 50
37	680	113 33				925	102,133	25,476 58
							142,124	35,531 00
642	13,954	2,790 80	15	142	56 80	659	14,120	2,854 80
						1	96	28 80
			24	694	277 60	24	694	277 60
			1	65	26 00	13,454	269,279	80,790 20
642	13,954	2,790 80	40	901	360 40	14,138	284,189	83,951 40
						2,388	41,603	10,400 75
7	426	71 00				7	426	71 00
						4,926	282,897	70,724 25
7	426	71 00				4,933	283,323	70,795 25

6-7 EDWARD VII., A. 1907

No. 1.—GENERAL STATEMENT

ARTICLES IMPORTED.	COUNTRIES.	TOTAL IMPORTS.		ENTERED		
		Quantity.	Value.	General Tariff.		
				Quantity.	Value.	Duty.
DUTIABLE GOODS— <i>Con.</i>			\$		\$	\$ cts.
Iron and mfrs. of— <i>Con.</i>						
All other machinery composed wholly or in part of iron, or steel, N.O.P.	Great Britain.....		317,611		49,343	12,335 75
	Newfoundland.....		200		200	50 00
	Aust.-Hungary.....				686	171 50
	Belgium.....		19		19	4 75
	Denmark.....		464		464	116 00
	France.....		27,595		27,505	6,876 25
	Germany.....		108,501			
	Japan.....		154		154	38 50
	Sweden.....		397		397	99 25
	Switzerland.....		1,789		1,186	296 50
	United States.....		4,879,029		4,864,559	1,216,139 75
	Total.....		5,335,669		4,944,513	1,236,128 25
Malleable iron castings and iron or steel castings, N.E.S.	United States.....	Cwt.	4,957	Cwt.	4,957	16,819 4,204 75
Nails and spikes, composition and sheathing nails	Great Britain.....	Lbs.	4,600	Lbs.		
	United States.....		6,539		6,559	559 83 85
	Total.....		11,159		6,559	559 83 85
Nails and spikes, wrought and pressed, trunk, clout, coopers, cigar box, Hungarian, horse shoe and other nails, N.E.S.	Great Britain.....		83,408		40	2 0 60
	United States.....		125,579		123,951	10,814 3,244 20
	Total.....		208,987		14,123	123,991 10,816 3,244 80
Nails and spikes, cut, and railway spikes	Great Britain.....		30,065			
	United States.....		2,050,010		2,108,010	38,559 10,540 05
	Total.....		2,080,075		2,108,010	38,559 10,540 05
Nails, wire, of all kinds, N.O.P.	Great Britain.....		1,092		420	10 2 52
	United States.....		531,883		529,183	18,289 3,174 99
	Total.....		532,975		529,603	18,299 3,177 51
Mould boards, or shaves or plough plates, land sides and other plates for agricultural implements, cut to shape from rolled plates of steel but not moulded, punched, polished or otherwise manufactured	Great Britain.....	Cwt.	634	Cwt.	624	903 45 15
	Belgium.....		4,357		4,357	5,548 277 40
	United States.....		62,854		62,854	182,853 9,142 05
	Total.....		67,845		67,835	189,304 9,465 20
Pumps, N.E.S.	Great Britain.....		8,744			
	Denmark.....		590			
	Germany.....		5,823			
	United States.....		246,488		246,653	61,663 25
	Total.....		261,645		246,653	61,663 25

SESSIONAL PAPER No. 11

OF IMPORTS—Continued.

FOR HOME CONSUMPTION.

Preferential Tariff.			Surtax Tariff.			Total.		
Quantity.	Value.	Duty.	Quantity.	Value.	Duty.	Quantity.	Value.	Duty Collected.
	\$	\$ cts.		\$	\$ cts.		\$	\$ cts.
.....	265,191	44,199 14	3,055	1,018 33	317,589	57,553 22
.....			200	50 00
.....			686	171 50
.....			19	4 75
.....			464	116 00
.....			108,501	36,167 00	27,505	6,876 25
.....			108,501	36,167 00
.....			154	38 50
.....			397	99 25
.....			603	201 00	1,789	497 50
.....			9,851	3,283 63	4,874,410	1,219,423 38
.....	265,191	44,199 14	122,010	40,669 96	5,331,714	1,320,997 35
Cwt.			Cwt.			Cwt.		
.....			4,957	16,819
.....				4,204 75
Lbs.			Lbs.			Lbs.		
4,600	760	76 00			4,600	760	76 00
.....					6,559	559	83 85
4,600	760	76 00			11,159	1,319	159 85
83,368	3,248	649 60			83,408	3,250	650 20
.....			288	51	20 40	124,239	10,865	3,264 60
83,368	3,248	649 60	288	51	20 40	207,647	14,115	3,914 80
30,065	719	100 22			30,065	719	100 22
.....					2,108,010	38,559	10,540 05
30,065	719	100 22			2,138,075	39,278	10,640 27
672	19	2 69			1,092	29	5 21
.....					529,183	18,289	3,174 99
672	19	2 69			530,275	18,318	3,180 20
Cwt.			Cwt.			Cwt.		
10	23	0 77			634	926	45 92
.....					4,337	5,548	277 40
.....					62,854	182,853	9,142 65
10	23	0 77			67,845	189,327	9,465 97
.....	8,180	1,363 32	564	188 00	8,744	1,551 32
.....			5,823	1,940 96	5,823	1,940 96
.....			246,653	61,663 25
.....	8,180	1,363 32	6,387	2,128 96	261,220	65,155 53

6-7 EDWARD VII., A. 1907

No. 1.—GENERAL STATEMENT

ARTICLES IMPORTED.	COUNTRIES.	TOTAL IMPORTS.		ENTERED		
		Quantity.	Value.	General Tariff.		
				Quantity.	Value.	Duty.
		Tons.		Tons.		§ cts.
DUTIABLE GOODS— <i>Con.</i>						
Iron and mfrs. of— <i>Con.</i>						
Iron or steel railway bars or rails of any form, punched or not punched, N. E. S. for railways, which term for the purposes of this item shall include all kinds of railways, street railways and tramways, even although the same are used for private purposes only, and even although they are not used or intended to be used in connection with the business of common carrying of goods or passengers.	Great Britain... Belgium..... Germany..... United States...	28,988 1 283 19,790	659,264 27 6,435 531,444	27 1 20,606	583 27 548,822	189 00 7 00 144,242 00
Total		49,062	1,197,170	20,634	549,432	144,438 00
Railway fish-plates and tie plates.....	Great Britain... United States...	875 3,462	28,624 143,162 3,512 144,243 28,096 00
Total		4,337	171,186	3,512	144,243	28,096 00
Rolled iron or steel angles, tees, beams, channels, joists, girders, zees, stars or rolled shapes, or trough, bridge, building or structural rolled sections, or shapes, not punched, drilled or further manufactured than rolled, N. E. S., and flat eye bar blanks not punched or drilled.....						
		Cwt.		Cwt.		
Great Britain... Belgium..... France..... Germany... United States...	201,013 52,526 3,008 244,256 563,850	266,768 57,163 4,780 239,352 863,936	2,066 45,495 3,008 565,850	2,598 49,628 4,780 863,936	259 80 4,962 80 478 00 86,393 60	
Total	1,066,653	1,431,999	616,419	920,942	92,094 20	
Rolled iron or steel hoop, band, scroll or strip, 8 in. or less in width, No. 18 gauge and thicker, N. E. S.	Great Britain... Belgium..... Germany..... United States...	17,996 2,252 217 42,831	27,787 2,888 228 78,627	2,128 1,754 42,831	2,868 2,402 78,627	744 80 613 90 14,399 85
Total	63,296	109,530	46,713	83,897	16,349 55	
Rolled iron or steel hoop, band, scroll or strip, thinner than No. 18 gauge, N. E. S.	Great Britain... Belgium..... Germany..... United States...	17,490 960 1,312 37,201	37,738 1,575 2,485 89,768	735 541 37,117	1,812 823 89,600	90 60 41 15 4,480 00
Total	56,963	131,566	38,393	92,235	4,611 75	

SESSIONAL PAPER No. 11
OF IMPORTS—Continued.

FOR HOME CONSUMPTION.

Preferential Tariff.			Surtax Tariff.			Total.		
Quantity.	Value.	Duty.	Quantity.	Value.	Duty.	Quantity.	Value.	Duty Collected.
Tons.	\$	\$ cts.	Tons.	\$	\$ cts.	Tons.	\$	\$ cts.
28,623	650,953	133,574 06	338	7,728	3,154 67	28,988	650,264	136,917 73
						1	27	7 90
			283	6,435	2,641 33	283	6,435	2,641 33
						20,606	548,822	144,242 00
28,623	650,953	133,574 06	621	14,163	5,796 00	49,878	1,214,548	283,808 66
875	28,024	4,666 67				875	28,024	4,666 67
						3,512	144,243	28,096 00
875	28,024	4,666 67				4,387	172,267	32,762 67
Cwt.			Cwt.			Cwt.		
112,238	162,359	10,824 00	86,709	101,811	13,574 80	201,013	266,768	24,658 60
			7,031	7,535	1,004 56	52,526	57,163	5,967 36
						3,008	4,780	478 00
			244,256	239,352	31,913 60	244,256	239,352	31,913 60
						565,850	863,936	86,393 60
112,238	162,359	10,824 00	337,996	348,698	46,492 96	1,066,653	1,431,999	149,411 16
15,868	24,919	3,702 81				17,996	27,787	4,447 61
			498	486	232 40	2,252	2,888	846 30
			217	228	101 27	217	228	101 27
						42,831	78,627	14,990 85
15,868	24,919	3,702 81	715	714	333 67	63,296	109,530	20,386 03
16,344	35,300	1,176 77	411	626	41 73	17,490	37,738	1,309 10
			419	752	50 13	960	1,575	91 28
			1,312	2,485	165 66	1,312	2,485	165 66
			79	152	10 13	37,196	89,752	4,490 13
16,344	35,300	1,176 77	2,221	4,015	267 65	56,958	131,550	6,956 17

6-7 EDWARD VII., A. 1907

No. 1.—GENERAL STATEMENT

ARTICLES IMPORTED.	COUNTRIES.	TOTAL IMPORTS.				ENTERED	
		Quantity.		Value.		General Tariff.	
		Cwt.	⊘	Cwt.	⊘	⊘	cts.
DUTIABLE GOODS— <i>Con.</i>							
Iron and mfrs. of— <i>Con.</i>							
Rolled iron or steel angles, tees, beams, channels, girders and other rolled shapes or sections, weighing less than 35 lbs. per lineal yard, not punched, drilled or further manufactured than rolled, N.O.P.	Great Britain...	163,028	221,876	3,125	3,480	1,093	75
	Belgium	12,253	13,814	12,253	13,814	4,288	55
	Germany.....	2,211	2,371				
	United States...	199,200	301,952	199,194	301,945	69,717	90
	Total.....	376,692	540,013	214,572	319,239	75,100	20
Rolled iron or steel plates or sheets, sheared or unsheared, and skelp iron or steel, sheared or rolled in grooves, N.E.S.	Great Britain...	95,801	140,033	15,684	20,600	5,489	40
	Belgium.....	27,255	35,914	27,123	35,707	9,493	05
	France.....	18	26	18	26	6	30
	Germany.....	38	56				
	United States...	133,136	218,273	133,123	218,245	46,593	06
	Total.....	256,248	394,302	175,948	274,578	61,581	81
Rolled iron or steel plates, not less than 30 inches in width and not less than ¼ inch in thickness, N.O.P.	Great Britain...	100,271	139,768	5,244	6,841	684	10
	Belgium.....	7,495	9,536	7,495	9,536	953	60
	Germany.....	238	216				
	United States...	481,147	754,732	481,147	754,732	75,473	20
	Total.....	589,151	904,252	493,886	771,109	77,110	90
Rolled iron or steel sheets, No. 17 gauge and thinner, N.O.P.	Great Britain...	202,040	403,520	7,865	11,737	586	85
	Belgium.....	14,021	22,749	14,021	22,749	1,137	45
	France.....	6	9	6	9	0	45
	Russia.....	78	528	78	528	26	40
	United States...	126,703	292,367	126,705	292,374	14,618	70
	Total.....	342,848	719,173	148,675	327,397	16,369	85
Rolls of chilled iron or steel, ...	Great Britain...	344	1,290				
	United States...	19,152	32,882	10,152	32,882	9,864	60
	Total.....	19,496	34,172	10,152	32,882	9,864	60
Sad or smoothing, hatters' and tailors' irons, plated wholly or in part or not	Great Britain...		615		100	25	00
	France.....		14		14	3	50
	Germany.....		65				
	United States...		16,053		16,024	4,006	00
	Total.....		16,747		16,138	4,034	50
Safes, doors for safes and vaults.....	Great Britain...		159				
	United States...		113,972		113,972	34,191	60
	Total.....		114,131		113,972	34,191	60

SESSIONAL PAPER No. 11

OF IMPORTS—Continued.

FOR HOME CONSUMPTION.

Preferential Tariff.			Surtax Tariff.			Total.		
Quantity.	Value.	Duty.	Quantity.	Value.	Duty.	Quantity.	Value.	Duty Collected.
Cwt.	\$	\$ cts.	Cwt.	\$	\$ cts.	Cwt.	\$	\$ cts.
158,494	217,069	36,982 21	1,409	1,327	657 53	163,028	221,876	38,733 49
.....
.....	2,211	2,371	1,031 81	12,253	13,814	4,288 55
.....	6	7	2 80	2,211	2,371	1,031 81
158,494	217,069	36,982 21	3,626	3,705	1,692 14	199,200	301,952	69,720 70
80,117	119,433	18,694 29	95,801	140,033	24,183 69
.....	132	207	61 61	27,255	35,914	9,554 66
.....	38	56	17 73	18	26	6 30
.....	38	56	17 73
80,117	119,433	18,694 29	170	263	79 34	133,123	218,245	46,593 06
95,027	132,927	8,861 93	100,271	139,768	9,546 63
.....	7,495	9,536	953 60
.....	238	216	28 80	238	216	28 80
.....	481,147	754,732	75,473 20
95,027	132,927	8,861 93	238	216	28 80	589,151	904,252	86,001 63
194,175	391,783	13,059 64	202,640	403,529	13,646 49
.....	14,021	22,749	1,137 45
.....	6	9	0 45
.....	78	528	26 40
194,175	391,783	13,059 64	126,705	292,374	14,618 70
344	1,290	258 00	344	1,290	258 00
.....	10,152	32,882	9,864 60
344	1,290	258 00	10,496	34,172	10,122 60
.....
.....	515	85 85	615	110 85
.....	14	3 50
.....	65	21 67	65	21 67
.....	16,024	4,006 00
.....	515	85 85	65	21 67	16,718	4,142 02
.....
.....	159	31 80	159	31 80
.....	113,972	34,191 60
.....	159	31 80	114,131	34,223 40

6-7 EDWARD VII., A. 1907

No. 1.—GENERAL STATEMENT

ARTICLES IMPORTED.	COUNTRIES.	TOTAL IMPORTS.		ENTERED		
		Quantity.	Value.	General Tariff.		
				Quantity.	Value.	Duty.
DUTIABLE GOODS— <i>Con.</i>		Gross.	\$	Gross.	\$	\$ cts.
Iron and mfrs. of— <i>Con.</i> Screws, iron and steel, commonly called 'wood screws,' N. E. S.	Great Britain... Italy..... United States...	3,919 40 204,871	1,038 7 28,438	40 7 204,864	7 28,436	2 45 9,952 60
	Total.....	208,830	29,483	204,904	28,443	9,955 05
Scales, balances, weighing beams and strength testing machines.....	Great Britain... Aust.-Hungary... Belgium..... China..... France..... Germany..... Holland..... United States...		4,034 104 141 6 387 573 75 129,157		847 104 141 6 387 75 128,939	254 10 31 20 42 30 1 80 116 10 22 50 38,681 70
	Total.....		134,477		130,499	39,149 70
Sheets, flat, of galvanized iron or steel.....	Great Britain... United States...	Cwt. 215,466 154,114	621,331 479,797	Cwt. 1,394 154,114	4,521 479,797	226 05 23,989 85
	Total....	369,580	1,101,128	155,508	484,318	24,215 90
Sheets, iron or steel, corrugated, galvanized.....	Great Britain... United States...	1,451 1,845	3,672 5,848	1,845	5,848	1,462 00
	Total....	3,296	9,520	1,845	5,848	1,462 00
Sheets, iron or steel, corrugated, not galvanized.....	Great Britain... United States...	332 555	780 1,411	555	1,411	423 30
	Total....	887	2,191	555	1,411	423 30
Skates, of all kinds and parts thereof.....	Great Britain... Germany..... Norway..... Sweden..... United States...	Prs. 1,706 76,641 25 11 11,724	1,071 36,533 44 19 13,888	Prs. 25 11 9,968	44 19 12,872	13 40 6 65 4,505 20
	Total.....	90,107	51,555	10,004	12,935	4,527 25
Skelp iron or steel, sheared or rolled in grooves, imported by manufacturers of wrought iron or steel pipe for use only in the manufacture of wrought iron or steel pipe in their own factories.....	Great Britain... Germany..... United States...	Cwt. 10,561 569 669,599	17,655 850 869,752	Cwt. 3,178 569 669,599	2,127 850 869,752	106 35 42 50 43,487 60
	Total.....	680,729	888,257	673,346	872,729	43,636 45

SESSIONAL PAPER No. 11

OF IMPORTS—Continued.

FOR HOME CONSUMPTION.

Preferential Tariff.			Surtax Tariff.			Total.		
Quantity.	Value.	Duty.	Quantity.	Value.	Duty.	Quantity.	Value.	Duty Collected.
Gross	\$	\$ cts.	Gross.	\$	\$ cts.	Gross.	\$	\$ cts.
3,919	1,038	242 20				3,919	1,038	242 20
						40	7	2 45
						204,864	28,436	9,952 60
3,919	1,038	242 20				208,823	29,481	10,197 25
	3,112	622 40		75	30 00		4,034	906 50
							104	31 20
							141	42 30
							6	1 80
							387	116 10
				573	229 20		573	229 26
							75	22 50
				142	56 80		129,081	38,738 50
	3,112	622 40		790	316 00		134,401	40,088 10
Cwt.			Cwt.			Cwt.		
214,072	616,810	20,560 69				215,366	621,331	20,786 74
						154,114	479,797	23,989 85
214,072	616,810	20,560 69				369,580	1,101,128	44,776 59
1,451	3,672	612 00				1,451	3,672	612 00
						1,845	5,848	1,462 00
1,451	3,672	612 00				3,296	9,520	2,074 00
332	780	156 00				332	780	156 00
						555	1,411	423 30
332	780	156 00				887	2,191	579 30
Prs.			Prs.			Prs.		
181	160	37 33				181	160	37 33
			76,641	36,533	17,048 71	76,641	36,533	17,048 71
						25	44	15 40
						11	19	6 65
						9,968	12,872	4,505 20
181	160	37 33	76,641	36,533	17,048 71	86,826	49,628	21,613 29
Cwt.			Cwt.			Cwt.		
7,383	15,528	517 61				10,561	17,655	623 96
						569	850	42 50
						669,599	869,752	43,487 60
7,383	15,528	517 61				680,729	888,257	44,154 06

6-7 EDWARD VII., A. 1907

No. 1.—GENERAL STATEMENT

ARTICLES IMPORTED.	COUNTRIES.	TOTAL IMPORTS.		ENTERED		
		Quantity.	Value.	General Tariff.		
				Quantity.	Value.	Duty.
DUTIABLE GOODS— <i>Con.</i>			§		§	§ cts.
Iron and mfrs. of— <i>Con.</i>						
Stoves of all kinds and parts thereof, N.E.S.	Great Britain		2,390		455	113 75
	Newfoundland		99		24	6 00
	France		127		127	31 75
	Germany		2,883			
	Japan		1		1	0 25
	United States		467,922		467,534	116,883 50
	Total		473,422		468,141	117,035 25
Swedish rolled iron and Swedish rolled steel nail rods under half an inch in diameter for the manufacture of horseshoe nails.....						
	Sweden	Cwt.	14,077	Cwt.	14,077	26,743 4,011 45
	United States		6,382		6,382	15,686 2,352 90
	Total		20,459		20,459	42,429 6,364 35
Switches, frogs, crossings and intersections for railways..	Great Britain	224	2,470			
	United States	13,522	52,650	13,522	52,650	15,795 00
	Total	13,746	55,120	13,522	52,650	15,795 00
Tubing—						
Boiler tubes of wrought iron or steel, including flues and corrugated tubes for marine boilers.....	Great Britain		80,246		1,316	65 80
	Aust.-Hungary		27,605		27,605	1,380 25
	Belgium		2,692		2,692	134 60
	Germany		1,872			
	United States		360,439		360,105	18,005 25
	Total		472,854		391,718	19,585 90
Tubes of rolled steel, seamless, not joined or welded, not more than 1½ in. in diameter	Great Britain		45			
	United States		4,154		4,154	415 40
	Total		4,199		4,154	415 40
Tubes, seamless steel, for bicycles,	Great Britain		484			
	United States		9,730		9,730	973 00
	Total		10,214		9,730	973 00
Tubing, wrought iron or steel, plain or galvanized, threaded and coupled or not, over 2 inches in diameter, N.E.S.	Great Britain		4,327			
	Aust.-Hungary		1,280		1,280	192 00
	Germany		735		735	110 25
	United States		551,787		548,071	82,210 65
	Total		558,129		550,086	82,512 90
Tubing, wrought iron or steel, plain or galvanized, threaded and coupled or not, 2 inches or less in diameter, N.E.S.	Great Britain		19,982			
	United States		90,568		89,693	31,392 55
	Total		110,550		89,693	31,392 55

SESSIONAL PAPER No. 11

OF IMPORTS—Continued.

FOR HOME CONSUMPTION.

Preferential Tariff.			Surtax Tariff.			Total.		
Quantity.	Value.	Duty.	Quantity.	Value.	Duty.	Quantity.	Value.	Duty Collected.
	\$	\$ cts.		\$	\$ cts.		\$	\$ cts.
.....	1,932	322 02	3	1 00	2,390	436 77
.....			24	6 00
.....			2,883	961 00	127	31 75
.....			2,883	961 00
.....			22	7 32	1	0 25
.....			467,556	116,890 82
.....	1,932	322 02	2,908	969 32	472,981	118,326 59
Cwt.			Cwt.			Cwt.		
.....					14,077	26,743	4,011 45
.....					6,382	15,686	2,352 90
.....					20,459	42,429	6,364 35
.....	224	2,470	224	2,470
.....		494 00			13,522	52,650	15,795 00
.....	224	2,470			13,746	55,120	16,289 00
.....		494 00		
.....	78,930	2,631 15	80,246	2,696 95
.....			27,605	1,380 25
.....			1,872	124 80	2,692	134 60
.....			248	16 53	1,872	124 89
.....			360,353	18,021 78
.....	78,930	2,631 15	2,120	141 33	472,768	22,358 38
.....				
.....	45	3 00	45	3 00
.....			4,154	415 49
.....	45	3 00	4,199	418 40
.....				
.....	484	32 27	484	32 27
.....			9,730	973 00
.....	484	32 27	10,214	1,005 27
.....				
.....	4,373	437 30	4,373	437 30
.....			1,280	192 00
.....			735	110 25
.....			548,071	82,210 65
.....	4,373	437 30	554,459	82,950 20
.....				
.....	19,9 2	4,662 55	19,982	4,662 55
.....			89,693	31,392 55
.....	19,982	4,662 55	109,675	36,055 10

6-7 EDWARD VII., A. 1907

No. 1.—GENERAL STATEMENT

ARTICLES IMPORTED.	COUNTRIES.	TOTAL IMPORTS.		ENTERED		
		Quantity.	Value.	General Tariff.		
				Quantity.	Value.	Duty.
DUTYABLE GOODS— <i>Con.</i>			\$		\$	\$ cts.
Iron and mfrs. of— <i>Con.</i>						
Tubing— <i>Con.</i>						
Other iron or steel tubes or pipes, N.O.P.	Great Britain.....		4,383		255	76 50
	United States.....		54,653		54,653	16,395 90
	Total.....		59,036		54,908	16,472 40
Ware—Galvanized sheet iron or of galvanized sheet steel, manufactures, N.O.P.	Great Britain.....		1,198		3	0 75
	Germany.....		438			
	United States.....		26,185		26,185	6,546 25
	Total.....		27,821		26,188	6,547 00
Ware—Agate, granite or enamelled iron or steel hollow ware	Great Britain.....		12,588		5,284	1,849 40
	Hong Kong.....		3		3	1 05
	Aust.-Hungary.....		16,201		16,201	5,670 35
	France.....		682		668	233 80
	Germany.....		22,504		677	236 95
	Holland.....		259		259	90 65
	United States.....		23,767		23,783	8,324 05
	Total.....		76,004		46,875	16,406 25
Ware—Enamelled iron or steel ware, N.E.S.; iron or steel hollow ware, plain black, tinned or coated; and nickel and aluminium kitchen or household hollow ware, N.E.S.	Great Britain.....		7,013		263	78 90
	Aust.-Hungary.....		552		552	165 60
	China.....		8		8	2 40
	France.....		221		221	66 30
	Germany.....		6,087			
	Japan.....		25		25	7 50
	Sweden.....		484		484	145 20
	United States.....		153,350		152,863	45,858 90
	Total.....		167,746		154,416	46,324 80
Wire bale ties	United States.....	Bdls. of 250 3,743	4,932	Bdls. of 250 3,743	4,932	1,479 60
Wire cloth or wove wire and netting of iron or steel	Great Britain.....	Lbs. 895,225	48,121	Lbs. 18,340	790	237 00
	Belgium.....	1,200	468	1,200	468	140 40
	France.....	5,310	472	5,310	472	141 60
	Germany.....	290	26			
	United States.....	230,195	18,726	230,195	18,726	5,617 80
	Total.....	1,132,220	67,813	255,045	20,456	6,136 80
Wire screens, doors and windows	Great Britain.....		2,185			
	China.....		5		5	1 50
	United States.....		3,760		3,760	1,128 00
	Total.....		5,950		3,765	1,129 50

SESSIONAL PAPER No. 11

OF IMPORTS—Continued.

FOR HOME CONSUMPTION.

Preferential Tariff.			Surtax Tariff.			Total.		
Quantity.	Value.	Duty.	Quantity.	Value.	Duty.	Quantity.	Value.	Duty Collected.
	\$	% cts.		\$	% cts.		\$	% cts.
.....	4,128	825 60	4,383	902 10
.....	54,653	16,395 90
.....	4,128	825 60	59,036	17,298 00
.....	1,195	199 22	1,198	199 97
.....	438	146 00	438	146 00
.....	26,185	6,546 25
.....	1,195	199 22	438	146 00	27,821	6,892 22
.....	6,423	1,498 78	799	372 87	12,506	3,721 05
.....	3	1 65
.....	16,201	5,670 35
.....	668	233 80
.....	21,827	10,185 93	22,594	10,422 88
.....	259	90 65
.....	11	5 13	23,794	8,329 18
.....	6,423	1,498 78	22,637	10,563 93	75,935	28,468 96
.....	6,795	1,359 00	33	13 20	7,091	1,451 10
.....	552	165 60
.....	8	2 40
.....	221	66 50
.....	6,087	2,434 80	6,087	2,434 80
.....	25	7 50
.....	484	145 20
.....	502	200 80	153,365	46,959 70
.....	6,795	1,359 00	6,622	2,648 80	167,833	50,332 60
Bdls. of 250	Bdls. of 250	Bdls. of 250	3,743	4,932
.....	1,479 60
Lbs.	Lbs.	Lbs.
876,885	47,331	9,466 20	895,225	48,121	9,703 20
.....	1,200	468	140 40
.....	5,310	472	141 60
.....	290	26	10 40	290	26	10 40
.....	230,195	18,726	5,617 80
876,885	47,331	9,466 20	290	26	10 40	1,132,220	67,813	15,613 40
.....	2,185	437 00	2,185	437 00
.....	5	1 50
.....	3,760	1,128 00
.....	2,185	437 00	5,950	1,566 50

6-7 EDWARD VII., A. 1907

No. 1.—GENERAL STATEMENT

ARTICLES IMPORTED.	COUNTRIES.	TOTAL IMPORTS.		ENTERED		
		Quantity.	Value.	General Tariff.		
				Quantity.	Value.	Duty.
DUTIABLE GOODS— <i>Con.</i>		Lbs.	£	Lbs.	£	£ cts.
Iron and steel— <i>Con.</i>						
Wire fencing, woven, buckthorn strip, and wire fencing of iron or steel, N.E.S.	Great Britain...	65,892	2,998			
	United States...	1,692,040	70,070	1,692,040	70,070	10,510 50
	Total	1,758,022	73,068	1,692,040	70,070	10,510 50
Wire single or several covered with cotton, linen, silk rubber or other material, &c., N.E.S.	Great Britain...	276,126	35,243	59,547	4,493	1,347 90
	Belgium.....	1,120	23	1,120	23	6 90
	France.....	2,470	361	2,470	361	108 30
	Germany.....	4,867	1,122			
	Italy.....	4,684	174	4,684	174	52 20
	Switzerland.....	12	5			
	United States...	1,938,273	319,643	1,934,213	318,890	95,667 00
	Total.....	2,227,552	356,571	2,002,034	323,941	97,182 30
Wire of all kinds, N.O.P.	Great Britain...	1,618,723	36,834	76,794	1,499	299 80
	Belgium.....	6,080	136	6,080	136	27 20
	Denmark.....	500	24	500	24	4 80
	France.....	540	106	540	106	21 20
	Germany.....	2,448,019	47,902			
	United States...	6,620,831	160,576	6,613,611	160,334	32,066 80
	Total.....	10,694,693	245,578	6,697,525	162,099	32,419 80
Wire rope, stranded or twisted wire, clothes lines, picture or other twisted wire and wire cables, N.E.S.	Great Britain...	2,309,530	151,694	11,472	1,303	325 75
	France.....	1,159	216	1,159	216	54 00
	Germany.....	9,747	968			
	United States...	754,539	66,349	696,246	57,692	14,423 00
	Total.....	3,074,975	219,227	708,877	59,211	14,802 75
Iron or steel nuts, washers, rivets and bolts with or without threads, and nut, bolt and hinges blanks, and T and strap hinges of all kinds, N.E.S.	Great Britain...	228,804	5,937	6,638	190	545 35
	Germany.....	714	73			
	United States...	2,769,429	112,199	2,776,529	112,347	48,463 21
	Total.....	2,998,947	118,209	2,783,167	112,537	49,008 56
Iron or steel scrap, wrought, being waste or refuse, including punchings, cuttings and chippings of iron or steel plates or sheets, having been in actual use; crop ends of tin plate bars, blooms and rails, the same not having been in actual use		Cwt.		Cwt.		
	Great Britain...	224,611	167,830			
	British Africa...	13,000	10,400	13,000	10,400	650 00
	British Guiana...	328	84			
	B. W. Indies...	167	102			
	Newfoundland...	3,757	2,008	3,757	2,008	187 85
	Belgium.....	9,000	7,538	9,000	7,538	450 00
	Germany.....	8,940	7,143	8,940	7,143	447 00
	St. Pierre.....	863	450	863	450	43 15
	United States...	161,470	129,816	161,470	129,816	8,073 51
	Total.....	422,136	325,371	197,030	157,355	9,851 51

SESSIONAL PAPER No. 11

OF IMPORTS—Continued.

FOR HOME CONSUMPTION.

Preferential Tariff.			Surtax Tariff.			Total.		
Quantity.	Value.	Duty.	Quantity.	Value.	Duty.	Quantity.	Value.	Duty Collected.
Lbs.	\$	\$ cts.	Lbs.	\$	\$ cts.	Lbs.	\$	\$ cts.
65,892	2,998	299 80				65,892	2,998	299 80
						1,692,040	70,070	10,510 50
65,892	2,998	299 80				1,757,932	73,068	10,810 30
215,930	30,621	6,124 20	699	152	60 80	276,176	35,266	7,532 90
						1,120	23	6 90
						2,470	361	108 30
			4,867	1,122	448 80	4,867	1,122	448 80
						4,684	174	52 20
			12	5	2 00	12	5	2 00
						1,934,213	318,890	95,667 00
215,930	30,621	6,124 20	5,578	1,279	511 60	2,223,542	355,841	103,818 10
1,541,929	35,335	4,711 39				1,618,723	36,834	5,011 19
						6,080	136	27 20
						500	24	4 80
						540	106	21 20
			2,448,019	47,902	12,773 86	2,448,019	47,902	12,773 86
			2,220	107	28 53	6,615,831	160,441	32,095 33
1,541,929	35,335	4,711 39	2,450,239	48,009	12,802 39	10,689,693	245,443	49,933 58
2,266,008	148,741	24,790 39	20,696	754	251 33	2,298,176	150,798	25,367 47
						1,159	216	54 00
			9,747	968	322 66	9,747	968	322 66
						696,246	57,692	14,423 00
2,266,008	148,741	24,790 39	30,443	1,722	573 99	3,005,328	209,674	40,167 13
222,166	5,747	2,068 75				228,804	5,937	2,614 10
			714	73	31 46	714	73	31 46
						2,776,529	112,347	48,463 21
222,166	5,747	2,068 75	714	73	31 46	3,006,047	118,357	51,108 77
Cwt.			Cwt.			Cwt.		
224,611	167,830	7,486 88				224,611	167,830	7,486 88
						13,000	10,400	650 00
328	84	10 93				328	84	10 93
						3,757	2,008	187 85
						9,000	7,538	450 00
						8,940	7,143	447 00
						863	450	43 15
						161,470	129,816	8,073 51
224,939	167,914	7,497 81				421,969	325,269	17,349 32

6-7 EDWARD VII., A. 1907

No. 1.—GENERAL STATEMENT

ARTICLES IMPORTED.	COUNTRIES.	TOTAL IMPORTS.		ENTERED		
		Quantity.	Value.	General Tariff.		
				Quantity.	Value.	Duty.
			\$	\$	\$	cts.
DUTIABLE GOODS— <i>Con.</i>						
Iron and mfrs. of— <i>Con.</i>						
Pen knives, jack knives, and pocket knives of all kinds.	Great Britain.....	102,629	1,195	358	50	
	Aust.-Hungary.....	1,071	1,071	321	50	
	France.....	214	204	61	20	
	Germany.....	37,191				
	United States.....	1,538	1,453	435	90	
	Total.....	142,643	3,923	1,176	90	
Table cutlery, all kinds, N.O.P.	Great Britain.....	220,417	2,048	614	40	
	Hong Kong.....	2	2	0	60	
	Aust.-Hungary.....	355	355	106	50	
	France.....	4,152	3,829	1,148	70	
	Germany.....	9,837				
	Holland.....	3	3	0	90	
	United States.....	25,198	25,211	7,563	30	
	Total.....	259,964	31,448	9,434	40	
All other cutlery, N.E.S.	Great Britain.....	96,157	1,868	560	40	
	Hong Kong.....	3	3	0	90	
	Aust.-Hungary.....	231	317	95	10	
	Belgium.....	1,256	235	70	50	
	China.....	26	26	7	80	
	France.....	2,189	2,164	649	20	
	Germany.....	116,153				
	Japan.....	23	23	6	90	
	Sweden.....	492	492	147	60	
	Switzerland.....	210	210	63	00	
	United States.....	119,262	118,434	35,530	20	
	Total.....	336,092	123,772	37,131	60	
Guns, rifles, including air guns and air rifles (not being toys), muskets, cannons, pistols, revolvers, or other firearms.	Great Britain.....	31,052	4,675	1,402	50	
	Australia.....	61	61	18	30	
	Newfoundland.....	17	17	5	10	
	Aust.-Hungary.....	162	162	48	60	
	Belgium.....	72,260	72,764	21,829	20	
	China.....	16	16	4	80	
	France.....	5,855	5,855	1,756	50	
	Germany.....	1,273	648	194	40	
	United States.....	324,791	323,269	96,980	70	
	Total.....	435,487	407,467	122,240	10	
Bayonets, swords, fencing foils and masks.	Great Britain.....	218	24	7	20	
	France.....	305	305	91	50	
	Germany.....	695				
	Japan.....	10	10	3	00	
	United States.....	1,259	1,259	377	70	
	Total.....	2,487	1,598	479	40	

SESSIONAL PAPER No. 11

OF IMPORTS—Continued.

FOR HOME CONSUMPTION.

Preferential Tariff.			Surtax Tariff.			Total.		
Quantity.	Value.	Duty.	Quantity.	Value.	Duty.	Quantity.	Value.	Duty Collected.
	\$	\$ cts.		\$	\$ cts.		\$	\$ cts.
.....	101,042	20,208 40	448	179 20	102,685	20,746 10
.....			10	4 00	1,071	321 30
.....			37,042	14,816 80	214	65 20
.....			85	34 00	37,042	14,816 80
.....	101,042	20,208 40	37,585	15,034 00	1,538	469 90
.....			142,550	36,419 30
.....	218,517	43,703 40	108	43 20	220,673	44,361 00
.....			2	0 60
.....			355	106 50
.....			3,829	1,148 70
.....			10,323	4,129 20	10,323	4,129 20
.....			7	2 80	3	0 90
.....	218,517	43,703 40	10,438	4,175 20	25,218	7,566 10
.....			260,403	57,313 00
.....	92,184	18,436 80	2,144	857 60	96,196	19,854 80
.....			3	0 90
.....			317	95 10
.....			1,021	408 40	1,256	478 90
.....			26	7 80
.....			38	15 20	2,202	664 40
.....			115,788	46,315 20	115,788	46,315 20
.....			23	6 90
.....			492	147 60
.....			795	318 00	210	63 00
.....	92,184	18,436 80	119,786	47,914 40	119,229	35,848 20
.....			335,742	103,482 80
.....	26,372	5,274 40	31,047	6,676 90
.....			61	18 30
.....			17	5 10
.....			162	48 60
.....			72,764	21,829 20
.....			16	4 80
.....			5,855	1,756 50
.....			625	250 00	1,273	444 40
.....			210	84 09	323,479	97,064 70
.....	26,372	5,274 40	835	334 09	434,674	127,848 50
.....				
.....	187	37 40	7	2 80	218	47 40
.....			695	278 00	305	91 50
.....			695	278 00
.....			10	3 00
.....			1,239	377 70
.....	187	37 40	702	280 80	2,487	797 60

6-7 EDWARD VII., A. 1907

No. 1.—GENERAL STATEMENT

ARTICLES IMPORTED.	COUNTRIES.	TOTAL IMPORTS.		ENTERED			
		Quantity.	Value.	General Tariff.			
				Quantity.	Value.	Duty.	
DUTIABLE GOODS— <i>Con.</i>			\$		\$	\$ cts.	
Iron and mfrs. of— <i>Con.</i> Needles, of any material or kind, N.O.P.....	Great Britain..... Aust.-Hungary..... China..... France..... Germany..... Switzerland..... United States.....	42,278 178 4 201 3,633 17 35,153	635 178 4 201 34,840	190 50 53 40 1 20 60 30 10,452 00	
	Total		81,464		35,858	10,757 40	
Steel—chrome steel	United States.....	Cwt. 5,275	24,614	Cwt. 5,275	24,614	3,692 10	
Steel plate, universal mill or rolled edge bridge plates imported by manufacturers of bridges.....	Great Britain..... Belgium..... United States.....	1,494 981 241,293	1,933 1,024 344,403	136 981 241,293	16 70 102 40 34,410 30	
Steel in bars, bands, hoops, scroll or strips, sheets or plates, of any size, thickness or width when of greater value than 2½c. per lb., N.O.P.....	United States..... Total	243,768 243,768	347,360 347,360	242,410 242,410	345,594 345,594	
	Great Britain..... France..... Germany..... Sweden..... United States.....	42,214 154 652 320 130,064	284,917 2,978 6,051 1,437 561,648	528 154 320 129,894	6,117 2,978 1,437 569,803	305 85 148 90 71 85 28,943 15
Tools and implement— Adzes, cleavers, hatchets, wedges, sledges, hammers, crowbars, cant dogs and track tools; picks, mat- tocks and eyes or poles for the same.....	United States..... Total	173,404 173,404	857,031 857,031	130,896 130,896	571,395 571,395	28,569 75
	Great Britain..... France..... Germany..... Sweden..... United States..... 79,106 79,106 78,349 78,349 23,504 70
	Total		87,782		81,393	24,417 90	
Axes.....	United States.....	Doz. 6,055	35,116	Doz. 6,051	35,123	8,780 75	
Saws.....	Great Britain..... France..... Germany..... United States..... 201,915 201,915 201,705 60,511 50	
	Total		206,528		203,774	61,132 20	
Files and rasps, N.E.S.....	Great Britain..... France..... Germany..... Switzerland..... United States..... 74,665 74,665 74,663 74,663 22,398 90
	Total.....		88,211		76,332	22,899 60	

SESSIONAL PAPER No. 11
OF IMPORTS—*Continued.*

FOR HOME CONSUMPTION.

Preferential Tariff.			Surtax Tariff.			Total.		
Quantity.	Value.	Duty.	Quantity.	Value.	Duty.	Quantity.	Value.	Duty Collected.
	\$	\$ cts.		\$	\$ cts.		\$	\$ cts.
	41,563	8,312 60		31	12 40		42,229	8,515 50
							178	53 40
							4	1 20
							201	60 30
				3,633	1,453 20		3,633	1,453 20
				17	6 80		17	6 80
				313	125 20		35,153	10,577 29
	41,563	8,312 60		3,994	1,597 60		81,415	20,667 60
Cwt.			Cwt.			Cwt.		
						5,275	24,614	3,692 10
1,358	1,766	117 73				1,494	1,933	134 43
						981	1,024	102 40
						241,293	344,403	34,440 30
1,358	1,766	117 73				243,768	347,360	34,677 13
41,685	278,796	9,293 38	1	4	0 26	42,214	284,917	9,599 49
						154	2,978	148 90
			652	6,051	403 39	652	6,051	403 39
						320	1,437	71 85
			6	108	7 20	129,900	560,971	28,950 35
41,685	278,796	9,293 38	659	6,163	410 85	173,240	856,354	38,273 98
	3,060	612 00					5,108	1,226 40
							434	130 20
				2,572	1,028 80		2,572	1,028 80
							562	163 60
							78,349	23,504 70
	3,060	612 00		2,572	1,028 80		87,025	26,058 70
Doz.			Doz.			Doz.		
						6,051	35,123	8,780 75
	1,130	226 00		104	41 60		2,554	663 60
							749	224 70
				1,310	524 00		1,310	524 00
				210	84 00		201,915	60,595 50
	1,130	226 00		1,624	649 60		206,528	62,007 80
	8,828	1,765 60		14	5 60		9,316	1,913 40
							629	188 70
				3,035	1,214 00		3,035	1,214 00
							566	169 80
				2	0 80		74,665	22,399 70
	8,828	1,765 60		3,051	1,220 40		88,211	25,885 60

6-7 EDWARD VII., A. 1907

No. 1.—GENERAL STATEMENT

ARTICLES IMPORTED.	COUNTRIES.	TOTAL IMPORTS.		ENTERED		
		Quantity.	Value.	General Tariff.		
				Quantity.	Value.	Dnty.
DUTIABLE GOODS— <i>Con.</i>			\$		\$	\$ cts.
Iron and mfrs. of— <i>Con.</i>						
Tools and implements— <i>Con.</i>						
Tools, hand or machine, of all kinds. N.O.P.....						
	Great Britain.....		64,322		4,476	1,342 80
	Newfoundland.....		50		71	21 30
	New Zealand.....		71		286	85 80
	Aust.-Hungary.....		286		49	14 70
	Belgium.....		412		1,340	402 00
	France.....		4,578		178	53 40
	Germany.....		45,879		71	21 30
	Japan.....		71		903,660	271,098 00
	United States.....		904,722			
	Total		1,020,391		910,131	273,039 30
Knife blades, or blanks, and forks of iron or steel, in the rough, not handled, filed, ground or otherwise manufactured.....	Great Britain.....		70			
Manufactures, articles or wares not specially enumerated or provided for, composed wholly or in part of iron or steel, and whether partly or wholly manufactured.....	Great Britain.....		238,146		14,309	4,292 70
	B. E. Indies.....				80	24 00
	Hong Kong.....		169		169	50 70
	Aust.-Hungary.....		1,842		1,821	546 30
	Belgium.....		984		922	276 60
	China.....		202		202	60 60
	Denmark.....		29		29	8 70
	France.....		8,621		8,437	2,531 10
	Germany.....		44,818		613	183 90
	Holland.....		81		81	24 30
	Japan.....		1,325		1,325	397 50
	Sweden.....		235		235	70 50
	United States.....		2,727,594		2,719,859	815,957 70
	Total		3,024,046		2,748,082	824,424 60
Ivory manufactures of, not otherwise provided for.....	Great Britain.....		105		37	7 40
	Hong Kong.....		7		7	1 40
	China.....		57		57	11 40
	France.....		66		66	13 20
	Italy.....		53		53	10 60
	Japan.....		81		81	16 20
	United States.....		861		861	172 20
	Total		1,230		1,162	232 40

SESSIONAL PAPER No. 11

OF IMPORTS—Continued.

FOR HOME CONSUMPTION.

Preferential Tariff.			Surtax Tariff.			Total.		
Quantity.	Value.	Duty.	Quantity.	Value.	Duty.	Quantity.	Value.	Duty Collected.
	\$	\$ cts.		\$	\$ cts.		\$	\$ cts.
	57,969	11,593 80		1,691	676 40		64,136	13,613 00
							71	21 30
							286	85 80
				363	145 20		412	159 90
				3,238	1,295 20		4,578	1,697 20
				45,720	18,288 00		45,898	18,341 40
							71	21 30
				549	219 60		904,209	271,317 60
	57,969	11,593 80		51,561	20,624 40		1,019,661	305,257 50
	70	4 67					70	4 67
	221,104	44,220 80		1,383	553 20		236,796	49,066 70
							80	24 00
							169	50 70
				21	8 40		1,842	554 70
				62	24 80		984	301 40
							202	60 60
							29	8 70
							8,437	2,531 10
				45,863	18,345 20		46,476	18,529 10
							81	24 30
							1,325	397 50
							235	70 50
				1,386	554 40		2,721,245	816,512 10
	221,104	44,220 80		48,715	19,486 00		3,017,901	888,131 40
	68	9 06					195	16 46
							7	1 40
							57	11 40
							66	13 20
							53	10 60
							81	16 20
							861	172 20
	68	9 06					1,230	241 46

6-7 EDWARD VII., A. 1907

No. 1.—GENERAL STATEMENT

ARTICLES IMPORTED.	COUNTRIES.	TOTAL IMPORTS.		ENTERED		
		Quantity.	Value.	General Tariff.		
				Quantity.	Value.	Duty.
		Lbs.	£	Lbs.	£	£ cts.
DUTIABLE GOODS— <i>Con.</i>						
Jellies, jams and preserves, N.E.S.	Great Britain.	1,736,491	128,758	11,911	817	387 11
	Australia.	6,849	420	5,121	327	166 43
	British Guiana.	7,296	401			
	B. W. Indies.	300	53	132	22	4 29
	Hong Kong.	48	1	48	1	1 56
	Belgium.	10	1	10	1	0 33
	China.	2,092	43	2,092	43	68 00
	France.	3,208	495	3,208	495	104 26
	Germany.	460	72			
	Japan.	136	7	136	7	4 42
	United States.	65,312	7,494	62,682	7,384	2,037 39
	Total.	1,822,193	137,655	85,340	9,097	2,773 79
Jewellery, N.O.P.	Great Britain.		92,523		11,919	3,575 70
	Australia.		184		184	55 20
	Hong Kong.		214		214	64 20
	Newfoundland.		40		40	12 00
	Aust. Hungary.		12,589		12,320	3,696 00
	Belgium.		67		67	20 10
	China.		400		400	120 00
	France.		21,290		21,189	6,356 70
	Germany.		66,499		1,263	378 90
	Italy.		294		81	24 30
	Japan.		247		247	74 16
	Roumania.		115		115	34 50
	Switzerland.		1,083		966	271 80
	Turkey.		5		5	1 50
	United States.		692,459		692,294	297,688 20
	Total.		887,919		741,244	222,373 20
Knitted goods of every description, N.E.S.	Great Britain.		1,446		44	15 49
	France.		45		45	15 75
	United States.		448		448	156 80
	Total.		1,939		537	187 95
Lead and manufactures of— Old, scrap, pig and block.	Great Britain.	82,236	269,937	1,128	4,047	607 05
	B. W. Indies.	435	840	384	778	116 70
	Newfoundland.	11	48	11	48	7 20
	St. Pierre.	2	7	2	7	1 05
	United States.	45	273	45	273	40 95
	Total.	82,729	271,105	1,570	5,153	772 95
Bars and in sheets.	Great Britain.	14,320	49,392			
	United States.	1,788	7,888	1,786	7,883	1,970 75
	Total.	16,108	57,190	1,786	7,883	1,970 75
Pipe.	Great Britain.	25,965	1,406			
	United States.	58,684	4,015	61,779	4,011	1,403 85
	Total.	84,649	5,421	61,779	4,011	1,403 85

SESSIONAL PAPER No. 11

OF IMPORTS—Continued.

FOR HOME CONSUMPTION.

Preferential Tariff.			Surtax Tariff.			Total.		
Quantity.	Value.	Duty.	Quantity.	Value.	Duty.	Quantity.	Value.	Duty Collected.
Lbs.	\$	\$ cts.	Lbs.	\$	\$ cts.	Lbs.	\$	\$ cts.
1,751,078	129,330	37,940 43				1,762,989	130,147	38,327 54
						5,121	327	166 43
168	31	3 64				300	53	7 93
						48	1	1 56
						10	1	0 33
						2,092	43	68 00
			460	72	19 93	3,208	495	104 26
						460	72	19 93
						136	7	4 42
						62,682	7,384	2,037 39
1,751,246	129,361	37,944 07	460	72	19 93	1,837,046	138,530	40,737 79
	78,084	15,616 80		2,701	1,080 40		92,704	20,272 90
							184	55 20
							214	64 29
							40	12 00
				120	48 00		12,440	3,744 00
							67	20 10
							400	120 00
				104	41 60		21,293	6,398 30
				65,065	26,026 00		66,328	26,404 90
				123	49 20		264	73 50
							247	74 10
							115	34 50
				177	70 80		1,083	342 60
							5	1 50
				1,261	504 40		693,555	208,192 60
	78,084	15,616 80		69,551	27,820 40		888,879	265,810 40
	1,355	316 19		47	21 93		1,446	353 52
							45	15 75
							448	156 80
	1,355	316 19		47	21 93		1,939	526 07
Cwt.			Cwt.			Cwt.		
81,108	265,890	26,589 00				82,236	269,937	27,196 05
51	62	6 20				435	840	122 90
						11	48	7 20
						2	7	1 05
						45	273	40 95
81,159	265,952	26,595 20				82,729	271,105	27,368 15
14,320	49,302	8,217 15				14,320	49,302	8,217 15
						1,786	7,883	1,970 75
14,320	49,302	8,217 15				16,106	57,185	10,187 90
Lbs.			Lbs.			Lbs.		
25,965	1,406	328 06				25,965	1,406	328 06
						61,779	4,011	1,403 85
25,965	1,406	328 06				87,744	5,417	1,731 91

6-7 EDWARD VII., A. 1907

No. 1.—GENERAL STATEMENT

ARTICLES IMPORTED.	COUNTRIES.	TOTAL IMPORTS.		ENTERED		
		Quantity.	Value.	General Tariff.		
				Quantity.	Value.	Duty.
		Lbs.	£	Lbs.	£	£ cts.
DUTIABLE GOODS— <i>Con.</i>						
Lead and mfrs. of— <i>Con.</i>						
Shot and bullets	Great Britain...	66,044	2,405			
	United States...	7,881	537	6,806	466	163 10
	Total	73,925	2,942	6,806	466	163 10
Manufactures of, N.O.P.	Great Britain...		13,168		5,597	1,679 10
	Hong Kong.....		6		6	1 80
	Aust.-Hungary..		8,663		8,663	2,598 90
	Belgium.....		36		36	10 80
	China.....		14		14	4 20
	France.....		14,512		14,620	4,386 00
	Germany.....		789		16	4 80
	Holland.....		5,977		5,973	1,791 90
	Japan.....		54		54	16 20
	Spain.....		291		291	87 30
	Sweden.....		344		344	103 20
	United States...		31,563		31,563	9,468 90
	Total		73,417		67,177	20,153 10
Leather and manufactures of—						
Sole leather, all kinds	Great Britain...	227,039	53,126	2,800	576	86 40
	United States...	240,273	63,466	240,273	63,466	9,519 90
	Total	467,312	118,592	243,073	64,042	9,606 30
Leather, belting leather of all						
kinds.....	Great Britain...	303,783	106,326	4,204	1,431	214 65
	United States...	3,608	1,292	3,608	1,292	193 80
	Total	307,391	107,618	7,812	2,723	408 45
Upper leather, not dressed,						
waxed or glazed.....	United States...	896	371	896	371	55 65
Calf, kid or goat, lamb and						
sheep skins, tanned.....	Great Britain...	823	673			
	United States...	4,908	1,468	3,308	1,390	208 50
	Total	5,731	2,141	3,308	1,390	208 50
Calf, kid or goat, lamb and						
sheep skins, dressed, waxed						
or glazed.....	Great Britain...	74,687	68,077	4,207	2,470	432 25
	France.....	45,815	31,049	45,815	31,049	5,433 57
	Germany.....	280	340			
	Japan.....	7	9	7	9	1 57
	United States...	300,080	284,009	284,240	267,093	46,742 03
	Total	420,869	383,484	334,269	300,621	52,609 42
Glove leathers, tanned or						
dressed, coloured or un-						
coloured, imported by glove						
manufacturers for use in						
their own factories for the						
manufacture of gloves.....	Great Britain...	3,084	2,927			
	Germany.....	11,234	11,845			
	United States...	665,161	368,793	665,021	368,684	36,868 40
	Total	679,419	383,565	665,021	368,684	36,868 40

SESSIONAL PAPER No. 11

OF IMPORTS—Continued.

FOR HOME CONSUMPTION.

Preferential Tariff.			Surtax Tariff.			Total.			
Quantity.	Value.	Duty.	Quantity.	Value.	Duty.	Quantity.	Value.	Duty Collected.	
Lbs.	\$	\$ cts.	Lbs.	\$	\$ cts.	Lbs.	\$	\$ cts.	
66,044	2,405	561 16				66,044	2,405	561 16	
						6,806	466	163 10	
66,044	2,405	561 16				72,850	2,871	724 26	
	7,668	1,533 60		1	0 40		13,266	3,213 10	
							6	1 80	
							8,663	2,598 90	
							36	10 80	
							14	4 20	
							14,629	4,386 09	
				773	309 20		789	314 00	
							5,973	1,791 90	
							54	16 20	
							291	87 30	
							344	103 20	
							31,563	9,468 90	
	7,668	1,533 60		774	309 60		75,619	21,996 30	
224,239	54,550	5,455 00				227,039	55,126	5,541 40	
						240,273	63,466	9,519 90	
224,239	54,550	5,455 00				467,312	118,592	15,061 30	
317,845	108,588	10,858 80				322,049	110,019	11,073 45	
						3,608	1,292	193 80	
317,845	108,588	10,858 80				325,657	111,311	11,267 25	
							896	371	55 65
823	673	67 30				823	673	67 30	
			1,600	78	15 60	4,908	1,468	224 10	
823	673	67 30	1,600	78	15 60	5,731	2,141	291 40	
70,480	65,607	7,654 34				74,687	68,077	8,086 59	
						45,815	31,049	5,433 57	
			280	340	79 33	280	340	79 33	
						7	9	1 57	
			1,190	990	231 00	285,430	268,083	46,973 03	
70,480	65,607	7,654 34	1,470	1,330	310 33	406,219	367,558	60,574 09	
3,084	2,927	195 20				3,084	2,927	195 20	
			11,234	11,845	1,579 32	11,234	11,845	1,579 32	
			80	109	14 53	665,101	368,793	36,882 93	
3,084	2,927	195 20	11,314	11,954	1,593 85	679,419	383,565	38,657 45	

6-7 EDWARD VII., A. 1907

No. 1.—GENERAL STATEMENT

ARTICLES IMPORTED.	COUNTRIES.	TOTAL IMPORTS.		ENTERED		
		Quantity.	Value.	General Tariff.		
				Quantity.	Value.	Duty.
DUTIABLE GOODS— <i>Con</i>		Lbs.	£	Lbs.	£	£ cts.
Leather and mfrs. of— <i>Con</i> .						
Harness leather.....	Great Britain...	24,444	11,003	203	130	22 75
	United States...	2,288	1,050	2,288	1,050	183 77
	Total.....	26,732	12,053	2,491	1,180	206 52
Tanners' scrap leather.....	Great Britain...	120	191			
	Newfoundland...		227		227	34 05
Upper leather, including dog- gola, cordovan, kangaroo, alligator and chamois skins, or other upper leather, N. E.S. dressed, waxed or glazed.....	United States...	143,855	4,847	143,855	4,847	727 05
	Total.....	143,975	5,265	143,855	5,074	761 10
	Great Britain...	65,476	46,382	3,256	2,240	392 00
	Newfoundland...		150		150	26 25
	France.....	33,459	22,738	33,459	22,738	3,979 15
	Germany.....	1,478	1,901			
	Japan.....	730	557	730	557	97 48
	United States...	119,989	113,100	113,229	163,394	18,094 49
	Total.....	221,132	184,828	150,674	129,079	22,589 37
Japanned, patent or enameled leather and Morocco leather.....	Great Britain...	5,477	4,189	15	15	3 75
	France.....	58	140	58	140	35 00
	Germany.....	2,129	2,641			
	United States...	71,977	83,143	70,487	81,038	20,259 50
	Total.....	79,632	90,113	70,500	81,193	20,298 25
Skins for Morocco leather, tanned, but not further manufactured.....	Great Britain...	6,992	2,325			
	United States...	570	234	570	234	35 10
	Total.....	7,562	2,559	570	234	35 10
All other leather and skins, N.O.P.....	Great Britain...	148,885	51,971	724	216	32 40
	France.....	1,626	3,183	1,626	3,183	477 45
	United States...	79,916	21,864	79,916	21,864	3,279 60
	Total.....	230,427	77,018	82,266	25,263	3,789 45
All other leather and skins, dressed, waxed or glazed, &c., N.E.S.....	Great Britain...	7,599	5,817	301	448	78 40
	United States...	32,780	15,532	32,780	15,532	2,718 22
	Total.....	40,379	21,349	33,081	15,980	2,796 62
Boots and shoes.....	Great Britain...		66,629		3,577	894 25
	Hong Kong.....		75		75	18 75
	Aust.-Hungary.....		1,191		1,191	297 75
	China.....		332		332	83 00
	France.....		307		307	76 75
	Germany.....		41			
	Japan.....		36		36	9 00
	Turkey.....		40		40	10 00
	United States...		1,216,003		1,214,353	303,588 25
	Total.....		1,284,654		1,219,911	304,977 75

SESSIONAL PAPER No. 11

OF IMPORTS—Continued.

FOR HOME CONSUMPTION.

Preferential Tariff.			Surtax Tariff.			Total.		
Quantity.	Value.	Duty.	Quantity.	Value.	Duty.	Quantity.	Value.	Duty Collected.
Lbs.	\$	\$ cts.	Lbs.	\$	\$ cts.	Lbs.	\$	\$ cts.
24,241	10,873	1,268 54	24,444	11,003	1,291 29
.....	2,288	1,050	183 77
24,241	10,873	1,268 54	26,732	12,053	1,475 06
.....
120	191	19 10	120	191	19 10
.....	227	34 05
.....	143,855	4,847	727 05
.....
120	191	19 10	143,975	5,265	780 20
.....
62,247	44,185	5,155 04	65,503	46,425	5,547 04
.....	150	26 25
.....	33,459	22,738	3,979 15
.....	1,478	1,901	443 56	1,478	1,901	443 56
.....	730	557	97 48
.....	113,229	103,394	18,094 49
.....
62,247	44,185	5,155 04	1,478	1,901	443 56	214,399	175,165	28,187 97
.....
5,437	4,157	692 84	25	17	5 66	5,477	4,189	702 25
.....	58	140	35 00
.....	2,120	2,641	880 33	2,120	2,641	880 33
.....	1,490	2,105	701 67	71,977	83,143	20,961 17
.....
5,437	4,157	692 84	3,635	4,763	1,587 66	79,632	90,113	22,578 75
.....
6,992	2,325	232 50	6,992	2,325	232 50
.....	570	234	35 10
.....
6,992	2,325	232 50	7,562	2,559	267 60
.....
150,929	52,650	5,265 00	151,653	52,866	5,297 40
.....	1,626	3,183	477 45
.....	79,916	21,864	3,279 60
.....
150,929	52,650	5,265 00	233,195	77,913	9,054 45
.....
7,298	5,369	626 44	7,599	5,817	704 84
.....	32,780	15,532	2,718 22
.....
7,298	5,369	626 44	40,379	21,349	3,423 06
.....
.....	63,052	10,508 85	66,629	11,403 10
.....	75	18 75
.....	1,191	297 75
.....	332	83 00
.....	307	76 75
.....	41	13 67	41	13 67
.....	36	9 00
.....	40	10 00
.....	1,214,353	303,588 25
.....
.....	63,052	10,508 85	41	13 67	1,283,004	315,500 27

6-7 EDWARD VII., A. 1907

No. 1.—GENERAL STATEMENT

ARTICLES IMPORTED.	COUNTRIES.	TOTAL IMPORTS.		ENTERED		
		Quantity.	Value.	General Tariff.		
				Quantity.	Value.	Duty.
DUTIABLE GOODS.			\$		\$	\$ cts.
Leather and mfrs. of— <i>Con.</i> Harness and saddlery, N.E.S.	Great Britain.....	23,926	2,018		605	40
	France.....	62	62		18	60
	Japan.....	17	17		5	10
	Sweden.....	22	22		6	60
	United States.....	67,065	64,462		19,338	60
	Total.....	91,092	66,581		19,974	36
Leather belting.....	Great Britain.....	23,890	65		13	00
	France.....	29	29		5	80
	United States.....	30,900	30,885		6,177	00
	Total.....	54,819	30,979		6,195	80
All other manufactures of leather and raw hide, not otherwise provided for.....	Great Britain.....	27,008	1,400		350	00
	Aust.-Hungary.....	119	119		29	75
	France.....	564	564		141	00
	Germany.....	4,121				
	Holland.....	16	16		4	00
	Italy.....	3	3		0	75
	Japan.....	62	62		15	50
	Switzerland.....	16	16		4	00
	United States.....	180,139	178,839		44,709	75
	Total.....	212,048	181,019		45,254	75
Lime.....	United States.....	134,334	93,630	134,334	93,630	18,726 00
		Brls.		Brls.		
Lime juice, and fruit juices fortified with or containing not more than twenty-five per cent of proof spirits.....	Great Britain.....	30	27			
	United States.....	330	660	313	625	187 80
	Total.....	360	687	313	625	187 80
		Galls.		Galls.		
Lime juice, and fruit juices con- taining more than twenty- five per cent of proof spirits.....	France.....			6	32	12 00
	United States.....	52	100	70	261	140 00
	Total.....	52	100	76	293	152 00
Lime juice and other fruit syrups and fruit juices, N.O.P.....	Great Britain.....	10,179	10,474	119	218	43 60
	B. W. Indies ..	1,410	820	600	313	62 60
	France.....	683	1,411	964	1,858	371 60
	Germany.....	3	4			
	Holland.....			44	90	18 00
	Switzerland.....	2	2	2	2	0 40
	United States.....	7,156	9,511	7,411	9,947	1,989 40
Total.....	19,433	22,222	9,140	12,428	2,485 60	

SESSIONAL PAPER No. 11

OF IMPORTS—Continued.

FOR HOME CONSUMPTION.

Preferential Tariff.			Surtax Tariff.			Total.		
Quantity.	Value.	Duty.	Quantity.	Value.	Duty.	Quantity.	Value.	Duty Collected.
	\$	\$ cts.		\$	\$ cts.		\$	\$ cts.
.....	22,197	4,439 40	24,215	5,044 80
.....	62	18 60
.....	17	5 10
.....	22	6 60
.....	64,462	19,338 60
.....	22,197	4,439 40	88,778	24,413 70
.....	21,294	2,839 26	21,359	2,852 26
.....	29	5 80
.....	30,885	6,177 00
.....	21,294	2,839 26	52,273	9,035 06
.....	25,345	4,224 43	283	94 33	27,028	4,668 76
.....	119	29 75
.....	4,121	1,373 66	564	141 00
.....	4,121	1,373 66
.....	16	4 00
.....	3	0 75
.....	62	15 50
.....	651	217 00	16	4 00
.....	179,490	44,926 75
.....	25,345	4,224 43	5,055	1,684 99	211,419	51,164 17
Brls.			Brls.			Brls.		
.....	134,334	93,630	18,726 00
Galls.			Galls.			Galls.		
.....	313	625	187 80
.....	313	625	187 80
.....	6	32	12 00
.....	70	261	140 00
.....	76	293	152 00
10,133	10,512	1,401 79	10,252	10,730	1,445 39
810	507	67 60	1,410	820	130 20
.....	964	1,858	371 60
.....	3	4	1 07	3	4	1 07
.....	44	90	18 00
.....	2	2	0 40
.....	7,411	9,947	1,989 40
10,943	11,619	1,469 39	3	4	1 07	20,086	23,451	3,956 06

6-7 EDWARD VII., A. 1907

No. 1.—GENERAL STATEMENT

ARTICLES IMPORTED.	COUNTRIES.	TOTAL IMPORTS.		ENTERED		
		Quantity.	Value.	General Tariff.		
				Quantity.	Value.	Duty.
DUTIABLE GOODS— <i>Con.</i>			\$		\$	\$ cts.
Lithographic presses and type making accessories therefor..	Great Britain... France... United States...		8,431 18 56,361		18 53,235	1 80 5,323 50
	Total		64,810		53,253	5,325 30
Lithographic stones, not engraved	Great Britain... Germany... United States...		36 1,991 4,745		1,309	261 80
	Total		6,772		1,309	261 80
Machine card clothing.....	Great Britain... Belgium... France... Germany... United States...		28,526 587 93 991 5,549		583 587 93 5,549	145 75 146 75 23 25 1,387 25
	Total		35,746		6,812	1,703 00
Magic lanterns and slides therefor.....	Great Britain... France... Germany... Japan... United States...		1,533 149 2,552 81 7,413		273 149 81 7,413	68 25 37 25 20 25 1,853 25
	Total		11,728		7,916	1,979 00
Malt		Bush.		Bush.		
	Great Britain... United States...	1,016 93,136	2,370 65,870	93,136	65,870	13,970 40
	Total	94,152	68,240	93,136	65,870	13,970 40
Malt, extract of (non-alcoholic), for medicinal and baking purposes.....	Great Britain... United States...		1,013 9,774		9,690	2,422 50
	Total		10,787		9,690	2,422 50
Marble and manufactures of— Marble, sawn only.....	Great Britain... Italy... United States...		406 29,904 78,408		17 29,904 78,408	3 40 5,980 80 15,681 60
	Total		108,718		108,329	21,665 80
Rough, not hammered or chiselled	Great Britain... France... Holland... Italy... United States..		3,044 70 59 111 3,543		3,044 70 59 111 3,543	456 60 10 50 8 85 16 65 531 45
	Total		6,827		6,827	1,024 05

SESSIONAL PAPER No. 11

OF IMPORTS—Continued.

FOR HOME CONSUMPTION.

Preferential Tariff.			Surtax Tariff.			Total.		
Quantity.	Value.	Duty.	Quantity.	Value.	Duty.	Quantity.	Value.	Duty Collected.
	\$	\$ cts.		\$	\$ cts.		\$	\$ cts.
.....	8,431	562 07	8,431	562 07
.....			18	1 80
.....			53,235	5,323 50
.....	8,431	562 07	61,684	5,887 37
.....				
.....			36	9 60	36	9 60
.....			1,991	530 93	1,991	530 93
.....			3,436	916 26	4,745	1,178 06
.....				
.....			5,463	1,456 79	6,772	1,718 59
.....				
.....	27,263	4,543 89	241	80 33	28,087	4,769 97
.....			587	146 75
.....			93	23 25
.....			991	330 33	991	330 33
.....			5,549	1,387 25
.....	27,263	4,543 89	1,232	410 66	35,307	6,657 55
.....				
.....	1,237	206 23	23	7 67	1,533	282 15
.....			149	37 25
.....			2,594	864 66	2,594	864 66
.....			81	20 25
.....			7,413	1,853 25
.....	1,237	206 23	2,617	872 33	11,770	3,057 56
Bush.			Bush.			Bush.		
1,016	2,370	101 60			1,016	2,370	101 60
.....					93,136	65,870	13,970 40
1,016	2,370	101 60			94,152	68,240	14,072 00
.....				
.....	1,013	168 84	1,013	168 84
.....			9,690	2,422 50
.....	1,013	168 84	10,703	2,591 34
.....				
.....	389	51 89	406	55 29
.....			29,904	5,980 80
.....			78,408	15,681 60
.....	389	51 89	108,718	21,717 69
.....				
.....			3,044	456 60
.....			70	10 50
.....			59	8 85
.....			111	16 65
.....			3,543	531 45
.....				
.....			6,827	1,024 05

6-7 EDWARD VII., A. 1907

No. 1.—GENERAL STATEMENT

ARTICLES IMPORTED.	COUNTRIES.	TOTAL IMPORTS.		ENTERED		
		Quantity.	Value.	General Tariff.		
				Quantity.	Value.	Duty.
			\$	\$	\$	cts.
DUTIABLE GOODS— <i>Con.</i>						
Marble and mfrs. of— <i>Con.</i>						
Manufactures of, N.O.P.	Great Britain		3,102	501	175	35
	B. E. Indies		40	40	14	00
	Hong Kong		3	3	1	05
	Aust.-Hungary		55			
	Belgium		6	6	2	10
	France		798	798	279	30
	Germany		2			
	Italy		2,362	2,362	826	70
	Japan		61	61	21	35
	United States		68,070	67,666	23,683	10
	Total		74,499	71,437	25,002	95
Mattresses, including hair, spring and other	Great Britain		556	85	25	50
	Japan		6	6	1	80
	United States		6,489	6,246	1,873	80
	Total		7,051	6,337	1,901	10
Mats and rugs, including door and carriage, N.E.S.	Great Britain		302,793	36,241	12,684	35
	B. E. Indies		1,914	1,014	354	90
	B. W. Indies		30	30	10	50
	Aust.-Hungary		7,820	7,441	2,604	35
	Belgium		135	135	47	25
	China		9	9	3	15
	Egypt		450	450	157	50
	France		4,145	4,230	1,480	50
	Germany		8,634	15	5	25
	Japan		393	393	137	55
	Russia		300	300	105	00
	Sweden		36	36	12	60
	Turkey		11,685	11,685	4,089	75
	United States		27,308	27,254	9,538	90
	Total		364,752	89,233	31,231	55
Metal, N.E.S., and manufac- tures of—						
Aluminium, manufactures of N.O.P.	Great Britain		660	51	12	75
	France		4,101	4,101	1,025	25
	Germany		1,501	76	19	00
	Italy		4	4	1	00
	Japan		57	57	14	25
	United States		17,242	17,316	4,329	00
	Total		23,565	21,605	5,401	25
Rabbit metal	Great Britain		19,284	625	62	50
	United States		40,383	40,378	4,037	80
	Total		59,667	41,003	4,100	30
Britannia metal, manufac- tures of, not plated	Great Britain		5,467			
	Germany		1,632			
	United States		22,259	22,259	5,564	75
	Total		29,358	22,259	5,564	75

SESSIONAL PAPER No. 11

OF IMPORTS—Continued.

FOR HOME CONSUMPTION.

Preferential Tariff.			Surtax Tariff.			Total.		
Quantity.	Value.	Duty.	Quantity.	Value.	Duty.	Quantity.	Value.	Duty Collected.
	\$	\$ cts.		\$	\$ cts.		\$	\$ cts.
.....	2,599	606 48	2	0 93	3,102	782 76
.....			40	14 00
.....			3	1 05
.....			6	2 10
.....			798	279 30
.....			2	0 93	2	0 93
.....			2,362	826 70
.....			61	21 35
.....			4	1 88	67,670	23,684 98
.....	2,599	606 48	8	3 74	74,044	25,613 17
.....	471	94 20	556	119 70
.....			6	1 80
.....			6,246	1,873 80
.....	471	94 20	6,808	1,995 30
.....	263,834	61,562 39	2,085	973 00	302,160	75,219 74
.....			1,014	354 90
.....			30	10 50
.....			26	12 14	7,467	2,616 49
.....			135	47 25
.....			9	3 15
.....			450	157 50
.....			4,230	1,480 50
.....			8,619	4,022 20	8,634	4,027 45
.....			393	137 55
.....			300	105 00
.....			36	12 60
.....			11,685	4,089 75
.....			27,254	9,538 90
.....	263,834	61,562 39	10,730	5,007 34	363,797	97,801 28
.....	416	69 35	193	64 34	660	146 44
.....			1,425	475 00	5,526	1,500 25
.....			76	19 00
.....			4	1 00
.....			57	14 25
.....			17,316	4,329 00
.....	416	69 35	1,618	539 34	23,639	6,009 94
.....	18,659	1,243 94	19,284	1,306 44
.....			40,378	4,037 80
.....	18,659	1,243 94	59,662	5,344 24
.....	5,467	911 19	5,467	911 19
.....			1,632	544 02	1,632	544 02
.....			22,259	5,564 75
.....	5,467	911 19	1,632	544 02	29,358	7,019 96

6-7 EDWARD VII., A. 1907

No. 1.—GENERAL STATEMENT

ARTICLES IMPORTED.	COUNTRIES.	TOTAL IMPORTS.		ENTERED		
		Quantity.	Value.	General Tariff.		
				Quantity.	Value.	Dnty.
DUTIABLE GOODS— <i>Con.</i>			£		£	£ cts.
Metals, N. E. S.— <i>Con.</i>						
Bronze statuettes or ornaments	Great Britain.....	93		41		14 35
	Aust.-Hungary	111		10		3 50
	France	3,060		3,060		1,071 00
	Germany	381				
	Holland	55		55		19 25
	Italy	98		98		34 30
	Japan	8		8		2 80
	United States.....	1,519		1,519		531 65
	Total		5,325		4,791	1,676 85
Buckles of iron, steel, brass or copper, of all kinds, N. O. P. (not being jewellery)	Great Britain.....	4,735		1,075		322 50
	France	1,459		1,459		437 70
	Germany	5,178		228		68 40
	Japan	25		25		7 50
	United States.....	27,207		26,983		8,094 90
	Total		38,604		29,770	8,931 00
Cages—Bird, parrot, squirrel and rat, of wire, and metal parts thereof	Japan.....	3		3		1 05
	United States.....	5,257		5,257		1,839 95
	Total		5,260		5,260	1,841 00
Composition metal for the manufacture of jewellery and filled gold watch cases.	France.....	68		68		6 80
	United States	6,235		6,235		623 50
	Total		6,303		6,303	630 30
Frames, clasps and fasteners for purses and chatelaine bags or reticules, not more than seven inches in width, imported by the manufacturers of purses and chatelaine bags or reticules for use in their factories.....	Great Britain.....	365				
	Germany	336				
	United States.....	16,684		16,684		3,336 80
	Total		17,385		16,684	3,336 80
Furniture springs.....	Great Britain.....	42				
	United States.....	11,635		11,635		3,490 50
	Total		11,677		11,635	3,490 50
Phosphor tin and phosphor bronze, in blocks, bars, plates, sheets and wire	Great Britain	727				
	Germany	208				
	United States.....	11,803		11,803		1,180 30
	Total		12,738		11,803	1,180 30
Garden or lawn sprinklers.....	United States.....		1,050		1,050	315 00

SESSIONAL PAPER No. 11

OF IMPORTS—Continued.

FOR HOME CONSUMPTION.

Preferential Tariff.			Surtax Tariff.			Total.		
Quantity.	Value.	Duty.	Quantity.	Value.	Duty.	Quantity.	Value.	Duty Collected.
	\$	\$ cts.		\$	\$ cts.		\$	\$ cts.
	52	12 14					93	26 49
				101	47 13		111	50 63
				381	177 80		3,060	1,071 00
							381	177 80
							55	19 25
							98	34 30
							8	2 80
							1,519	531 65
	52	12 14		482	224 93		5,325	1,913 92
	3,628	725 60		32	12 80		4,735	1,060 90
				4,950	1,980 00		1,459	437 70
							5,178	2,048 40
							25	7 50
				165	66 00		27,148	8,160 90
	3,628	725 60		5,147	2,058 80		38,545	11,715 40
							3	1 05
							5,257	1,839 95
							5,260	1,841 00
							68	6 80
							6,235	623 50
							6,303	630 30
				365	97 33		365	97 33
				336	89 60		336	89 60
							16,684	3,336 80
				701	186 93		17,385	3,523 73
	125	25 00					125	25 00
							11,635	3,490 50
	125	25 00					11,760	3,515 50
	727	48 48					727	48 48
				208	27 73		208	27 73
							11,803	1,180 30
	727	48 48		208	27 73		12,738	1,256 51
							1,050	315 00

6-7 EDWARD VII., A. 1907

No. 1.—GENERAL STATEMENT

ARTICLES IMPORTED.	COUNTRIES.	TOTAL IMPORTS.		ENTERED		
		Quantity.	Value.	General Tariff.		
				Quantity.	Value.	Duty.
DUTIABLE GOODS— <i>Con.</i>			\$		\$	\$ cts.
Metals, N.E.S.— <i>Con.</i>						
Gas, coal or other oil and electric light fixtures or parts thereof of metal, including lava or other tips, burners, collars, galleries, shades and shade holders.	Great Britain.....		13,470		1,824	547 20
	Hong Kong.....		4		4	1 20
	Aust.-Hungary.....		1,432		1,391	417 30
	France.....		6,676		6,358	1,907 40
	Germany.....		3,022		153	45 90
	Holland.....		11		11	3 30
	Italy.....		353		353	105 90
	Japan.....		5		5	1 50
	United States.....		318,045		319,779	95,933 70
	Total.....		343,018		329,878	98,963 40
Gas mantels and incandescent gas burners.....	Great Britain.....		472		13	3 90
	Germany.....		298			
	United States.....		39,121		39,400	11,820 00
	Total.....		39,891		39,413	11,823 90
Gas meters.....		No.		No.		
	Great Britain.....	654	6,721			
	United States.....	1,812	34,055	1,812	34,055	11,919 25
	Total.....	2,466	40,776	1,812	34,055	11,919 25
German, Nevada and nickel silver, manufactures of, not plated.....	Great Britain.....		6,293		283	70 75
	France.....		270		270	67 50
	Germany.....		265		187	46 75
	United States.....		23,422		23,422	5,855 50
	Total.....		30,250		24,162	6,040 50
Lamp springs.....	United States.....		2,727		2,727	272 70
Lamps, side lights, head lights, and lanterns.....	Great Britain.....		11,038		1,104	331 20
	Hong Kong.....		425		425	127 50
	Newfoundland.....		20		20	6 00
	Aust.-Hungary.....		17,565		17,402	5,229 60
	China.....		75		75	22 50
	France.....		3,247		3,599	1,079 70
	Germany.....		6,752			
	Holland.....		71		71	21 30
	Italy.....		125		125	37 50
	Japan.....		566		566	169 80
	United States.....		326,661		326,181	97,854 30
	Total.....		366,545		349,568	104,870 40

SESSIONAL PAPER No. 11

OF IMPORTS—Continued.

FOR HOME CONSUMPTION.

Preferential Tariff.			Surtax Tariff.			Total.		
Quantity.	Value.	Duty.	Quantity.	Value.	Duty.	Quantity.	Value.	Duty Collected.
	\$	\$ cts.		\$	\$ cts.		\$	\$ cts.
.....	11,347	2,269 40	138	55 20	13,309	2,871 80
.....			41	16 40	4	1 20
.....			1,432	433 70
.....			2,869	1,147 60	6,358	1,907 40
.....			3,022	1,193 50
.....			11	3 30
.....			353	105 90
.....			5	1 50
.....			329	131 60	320,108	96,065 30
.....	11,347	2,269 40	3,377	1,350 80	344,602	102,583 60
.....	409	81 80	50	20 00	472	105 70
.....			298	119 20	298	119 20
.....			39,400	11,820 00
.....	409	81 80	348	139 20	40,170	12,044 90
No. 654	6,721	1,568 21	No.			No. 654	6,721	1,568 21
.....			1,812	11,919 25
654	6,721	1,568 21	2,466	13,487 46
.....	5,992	998 68	18	6 00	6,293	1,075 43
.....			78	26 00	270	67 50
.....			265	72 75
.....			23,422	5,855 50
.....	5,992	998 68	96	32 00	30,250	7,071 18
.....				
.....			2,727	272 70
.....	9,166	1,833 20	404	161 60	10,674	2,326 00
.....			425	127 50
.....			163	65 20	20	6 00
.....			17,565	5,285 80
.....			75	22 50
.....			6,526	2,610 40	3,509	1,079 70
.....			6,526	2,610 40
.....			71	21 30
.....			125	37 50
.....			566	169 80
.....			213	85 20	326,394	97,939 50
.....	9,166	1,833 20	7,306	2,922 40	366,040	109,626 00

6-7 EDWARD VII., A. 1907

No. 1.—GENERAL STATEMENT

ARTICLES IMPORTED.	COUNTRIES.	TOTAL IMPORTS.		ENTERED		
		Quantity.	Value.	General Tariff.		
				Quantity.	Value.	Duty.
DUTIABLE GOODS— <i>Con.</i>			\$		\$	\$ cts.
Metals, N.E.S.— <i>Con.</i>						
Nickel-plated ware, N.E.S.	Great Britain.....		13,231		835	250 50
	Aust.-Hungary.....		379		163	48 90
	France.....		1,494		1,340	402 00
	Germany.....		4,149		81	24 30
	Italy.....		9		9	2 70
	Japan.....		374		374	112 20
	Turkey.....		9		9	2 70
	United States.....		137,602		137,464	41,239 20
	Total.....		157,247		140,275	42,082 50
Nickel anodes.....	Germany.....		168			
	United States.....		15,808		15,808	1,580 80
	Total.....		15,976		15,808	1,580 80
Patterns of brass, iron, steel or other metal.....	United States.....		4,436		4,436	1,330 80
Pins, N.O.P.....	Great Britain.....		65,749		1,626	487 80
	Hong Kong.....		6		6	1 80
	Aust.-Hungary.....		886		603	180 90
	Belgium.....		70		70	21 00
	China.....		7		7	2 10
	France.....		2,039		2,036	610 80
	Germany.....		7,133		95	28 50
	Japan.....		42		42	12 60
	Switzerland.....		302		27	8 10
	United States.....		30,615		30,556	9,166 80
	Total.....		106,849		35,068	10,520 40
Screws, brass or other metal, except iron or steel, N.O.P.	Great Britain.....		269			
	United States.....		6,094		6,094	2,132 90
	Total.....		6,363		6,094	2,132 90
Stereotypes, electrotypes and celluloids for almanacs, calendars, illustrated pam- phlets, newspaper adver- tisements or engravings, and all other like work for commercial, trade or other purposes, N.E.S., and matrices or copper shells for the same.....		Sq. in.		Sq. in.		
	Great Britain.....	25,387	863	2,033	64	30 50
	France.....	192	11	192	11	2 87
	Germany.....	346	28			
	United States.....	392,524	14,875	392,112	14,840	5,881 80
	Total.....	418,449	15,717	394,337	14,915	5,915 17
Stereotypes, electrotypes, and celluloids of newspaper col- umns, and bases for the same, composed wholly or partly of metal or celluloid	United States.....	516,639	4,175	516,639	4,175	1,291 61
Stereotypes, matrices or cop- per shells for the same.....	United States.....	706	50	706	50	10 59

SESSIONAL PAPER No. 11

OF IMPORTS—Continued.

FOR HOME CONSUMPTION.

Preferential Tariff.			Surtax Tariff.			Total.		
Quantity.	Value.	Duty.	Quantity.	Value.	Duty.	Quantity.	Value.	Duty Collected.
	\$	\$ cts.		\$	\$ cts.		\$	\$ cts.
.....	12,034	2,406 80	362	144 80	13,231	2,802 10
.....			216	86 40	379	135 30
.....			4,068	1,627 20	1,340	402 00
.....			4,149	1,651 50
.....			9	2 70
.....			374	112 20
.....			9	2 70
.....			151	60 40	137,615	41,299 60
.....	12,034	2,406 80	4,797	1,918 80	157,106	46,408 10
.....			168	22 40	168	22 40
.....			15,808	1,580 80
.....			168	22 40	15,976	1,603 20
.....			4,436	1,330 80
.....	63,587	12,717 40	597	238 80	65,810	13,444 00
.....			283	113 20	6	1 80
.....			886	294 10
.....			70	21 00
.....			7	2 10
.....			3	1 20	2,039	612 00
.....			7,020	2,808 00	7,115	2,836 50
.....			42	12 60
.....			275	110 00	302	118 10
.....			59	23 60	30,615	9,190 40
.....	63,587	12,717 40	8,237	3,294 80	106,892	26,532 60
.....	209	48 77	209	48 77
.....			6,094	2,132 90
.....	209	48 77	6,303	2,181 67
Sq. in.			Sq. in.			Sq. in.		
.....	23,354	739	25,387	803
.....		233 54	192	11
.....			346	28	346	28
.....			26	2	392,138	14,842
.....				5,882 32
.....	23,354	739	372	30	418,063	15,684
.....		233 54		7 44		6,156 15
.....			516,639	4,175
.....				1,291 61
.....			706	50
.....				10 59

6-7 EDWARD VII., A. 1907

No. 1.—GENERAL STATEMENT

ARTICLES IMPORTED.	COUNTRIES.	TOTAL IMPORTS.		ENTERED		
		Quantity.	Value.	General Tariff.		
				Quantity.	Value.	Duty.
DUTIABLE GOODS— <i>Con.</i>			\$		\$	\$ cts.
Metals, N.E.S.— <i>Con.</i>						
Type for printing, including chases, quoins and slugs of all kinds	Great Britain		42,682		158	31 60
	France		92		92	18 40
	Germany		160			
	Japan		35		35	7 00
	United States		72,113		71,661	14,332 20
	Total		115,082		71,946	14,389 20
Type metal						
	Great Britain		2,389		248	24 80
	Newfoundland		64		64	6 40
	United States		6,222		6,222	622 20
	Total		8,675		6,534	653 40
Pewter, platina and metal composition, N.E.S.						
	Great Britain		489			
	Germany		46			
	Japan		137		137	41 10
	United States		2,044		2,044	613 20
	Total		2,716		2,181	654 30
Wire of all kinds, N.O.P.						
	Great Britain	Lbs.	4,307	Lbs.		
	France		132	132	194	38 80
	Germany		8,581	290		
	United States		52,676	50,999	11,528	2,305 60
	Total		65,696	51,131	11,722	2,344 40
Wire, twisted, &c., except iron or steel, N.E.S.						
	Great Britain		154			
	United States		125		125	31 25
	Total		279		125	31 25
Milk, condensed						
	Great Britain		83,056	1,836	337	59 67
	New Zealand		606	606	37	19 70
	Belgium		480	480	29	15 60
	Switzerland		3,573	2,233	138	72 55
	United States		100,534	69,723	4,828	2,265 91
	Total		188,249	74,878	5,369	2,433 43
Mineral substances, not other- wise provided for—						
Asbestos, in any form other than crude, and all manu- factures of						
	Great Britain		8,007		249	62 25
	Aust.-Hungary		821		821	295 25
	France		231		231	57 75
	Germany		6,250			
	United States		122,691		122,672	30,668 00
	Total		138,000		123,973	30,993 25

SESSIONAL PAPER No. 11

OF IMPORTS—Continued.

FOR HOME CONSUMPTION.

Preferential Tariff.			Surtax Tariff.			Total.		
Quantity.	Value.	Duty.	Quantity.	Value.	Duty.	Quantity.	Value.	Duty Collected.
	\$	\$ cts.		\$	\$ cts.		\$	\$ cts.
.....	43,517	5,802 26	54	14 40	43,729	5,848 26
.....			160	42 67	92	18 40
.....			160	42 67
.....			35	7 09
.....			71,661	14,332 20
.....	43,517	5,802 26	214	57 07	115,677	20,248 53
.....	2,141	142 74	2,389	167 54
.....			64	6 40
.....			6,222	622 20
.....	2,141	142 74	8,675	796 14
.....	172	34 40	317	126 80	489	161 20
.....			46	18 40	46	18 40
.....			137	41 10
.....			2,044	613 20
.....	172	34 40	363	145 20	2,716	833 90
Lbs. 4,307	736	98 16	Lbs.			Lbs. 4,307	736	98 16
.....			132	38 80
.....			8,581	290	77 35	8,581	290	77 35
.....			47	30	8 00	51,046	11,558	2,313 60
4,307	736	98 16	8,628	320	85 35	64,066	12,778	2,527 91
.....	154	25 67	154	25 67
.....			125	31 25
.....	154	25 67	279	56 92
37,627	2,618	815 29			39,463	2,955	874 96
.....					606	37	19 70
.....					480	29	15 60
.....					2,233	138	72 55
.....					69,723	4,828	2,265 91
37,627	2,618	815 29			112,505	7,987	3,248 72
.....	7,697	1,282 93	7,946	1,345 18
.....			821	205 25
.....			6,250	2,083 33	231	57 75
.....			54	18 00	6,250	2,083 33
.....			122,726	50,686 00
.....	7,697	1,282 93	6,304	2,101 33	137,974	34,377 51

6-7 EDWARD VII., A. 1907

No. 1.—GENERAL STATEMENT

ARTICLES IMPORTED.	COUNTRIES.	TOTAL IMPORTS.		ENTERED		
		Quantity.	Value.	General Tariff.		
				Quantity	Value.	Duty.
DUTIABLE GOODS— <i>Con.</i>			§		§	§ cts.
Mineral substances— <i>Con.</i>						
Blacklead.....	Great Britain.....		8,370		560	140 00
	United States.....		25,634		25,575	6,393 75
	Total.....		34,004		26,135	6,533 75
Mineral and bituminous substances, not otherwise provided for.....						
	Great Britain.....		13,735		670	134 00
	B. E. Indies.....		49		49	9 80
	Aust.-Hungary.....		120		120	24 00
	Belgium.....		539		539	107 80
	Denmark.....		69		69	13 80
	France.....				3	9 60
	Germany.....		7,671			
	Japan.....		29		29	5 80
	United States.....		55,219		55,345	11,069 00
	Total.....		77,431		56,824	11,364 80
Plumbago, not ground or otherwise manufactured....						
	Aust.-Hungary.....		609		609	60 90
	United States.....		2,182		2,182	218 20
	Total.....		2,791		2,791	279 10
Plumbago, ground, and manufactures of, N.E.S.....						
	Great Britain.....		3,139			
	United States.....		15,935		16,009	4,002 25
	Total.....		19,074		16,009	4,002 25
Mineral and aerated waters, N.E.S.....						
	Great Britain.....		19,528		1,665	333 00
	Australia.....				36	7 20
	Aust.-Hungary.....		4,138		3,951	790 20
	Belgium.....		1,066		423	84 60
	Denmark.....		1		1	0 20
	France.....		56,866		54,539	10,907 80
	Germany.....		21,376		454	90 80
	Holland.....		482		15	3 00
	Italy.....		23		23	4 60
	Japan.....		563		600	120 00
	Spain.....		507		103	20 60
	Sweden.....		2		2	0 40
	United States.....		73,531		75,260	15,052 00
	Total.....		178,083		137,072	27,414 40
Mosaic flooring of any material.....						
	Great Britain.....		389			
	France.....		104		206	61 80
	Italy.....		348		348	104 40
	United States.....		11,648		11,741	3,522 30
	Total.....		12,489		12,295	3,688 50
Mucilage.....						
	Great Britain.....		1,059		11	2 75
	France.....		2		2	0 50
	United States.....		22,853		22,853	5,713 25
	Total.....		23,914		22,866	5,716 50

SESSIONAL PAPER No. 11

OF IMPORTS—Continued.

FOR HOME CONSUMPTION.

Preferential Tariff.			Surtax Tariff.			Total.		
Quantity.	Value.	Duty.	Quantity.	Value.	Duty.	Quantity.	Value.	Duty Collected.
	\$	\$ cts.		\$	\$ cts.		\$	\$ cts.
	7,772	1,295 40					8,332	1,435 40
							25,575	6,393 75
	7,772	1,295 40					33,907	7,829 15
	12,539	1,671 90		511	136 27		13,720	1,942 17
							49	9 80
							120	24 00
							539	107 80
							69	13 80
							3	0 60
				7,671	2,045 62		7,671	2,045 62
				149	39 73		29	5 80
	12,539	1,671 90		8,331	2,221 62		55,494	11,108 73
							609	60 90
							2,182	218 20
							2,791	279 10
	3,049	508 16					3,049	508 16
							16,009	4,002 25
	3,049	508 16					19,058	4,510 41
	9,557	1,274 34		8,754	2,334 40		19,976	3,941 74
				187	49 87		36	7 20
				129	34 40		4,138	840 07
							552	119 00
							1	0 20
				21,171	5,645 62		54,539	10,907 80
							21,625	5,736 42
							15	3 00
							23	4 60
							600	120 00
							103	20 60
							2	0 40
				15	4 00		75,275	15,056 00
	9,557	1,274 34		30,256	8,068 29		176,885	36,757 03
	389	77 80					389	77 80
							206	61 80
							348	104 40
							11,741	3,522 30
	389	77 80					12,684	3,766 30
	1,062	177 04					1,073	179 79
							2	0 50
							22,853	5,713 25
	1,062	177 04					23,928	5,893 54

6-7 EDWARD VII., A. 1907

No. 1.—GENERAL STATEMENT

ARTICLES IMPORTED.	COUNTRIES.	TOTAL IMPORTS.		ENTERED		
		Quantity.	Value.	General Tariff.		
				Quantity.	Value.	Duty.
DUTIABLE GOODS— <i>Con.</i>			§		§	§ cts.
Musical instruments, viz.— Brass band instruments	Great Britain.....		13,081		449	112 25
	Australia.....		7		7	1 75
	Hong Kong.....		6		6	1 50
	Aust.-Hungary.....		3,847		4,188	1,047 00
	Belgium.....		69		69	17 25
	France.....		9,196		9,148	2,287 00
	Germany.....		1,785		137	34 25
	United States.....		10,543		10,469	2,617 25
	Total.....		38,534		24,473	6,118 25
	Cabinet organs.....	Great Britain.....	No. 3	78	No. 2	41
Germany.....		5	327			
United States.....		276	18,024	276	18,024	5,407 20
Total.....		284	18,429	278	18,065	5,419 50
Pipe organs.....	United States.....	1	750	1	750	225 00
Parts of organs.....	Great Britain.....		563		35	8 75
	United States.....		21,979		21,979	5,494 75
	Total.....		22,542		22,014	5,503 50
Pianofortes.....	Great Britain.....	30	4,572	12	2,130	639 00
	Germany.....	4	1,022			
	United States.....	782	168,754	781	168,634	50,590 20
	Total.....	816	174,328	793	170,764	51,229 20
Pianos, parts of.....	Great Britain.....		882		882	220 50
	France.....		1,483		1,483	370 75
	Germany.....		5,390			
	United States.....		144,002		143,991	35,997 75
	Total.....		151,757		146,356	36,589 00
Other musical instruments, N.E.S.....	Great Britain.....		6,694		2,287	686 10
	Australia.....		9		9	2 70
	British Africa.....		3		3	0 90
	Hong Kong.....		153		153	45 90
	Aust.-Hungary.....		3,594		2,877	863 10
	Belgium.....		3		3	0 90
	China.....		146		146	43 80
	France.....		2,737		2,602	780 60
	Germany.....		63,772		695	208 50
	Italy.....		101		101	30 30
	Japan.....		141		141	42 30
	United States.....		49,695		48,594	14,551 20
	Total.....		127,048		57,521	17,256 30

SESSIONAL PAPER No. 11

OF IMPORTS—*Continued.*

FOR HOME CONSUMPTION.

Preferential Tariff.			Surtax Tariff.			Total.		
Quantity.	Value.	Duty.	Quantity.	Value.	Duty.	Quantity.	Value.	Duty Collected.
	\$	\$ cts.		\$	\$ cts.		\$	\$ cts.
.....	11,517	1,919 56	231	77 00	12,197	2,108 81
.....			7	1 75
.....			6	1 50
.....			4,188	1,047 00
.....			69	17 25
.....			48	16 00	9,196	2,303 00
.....			1,665	555 00	1,802	589 25
.....			34	11 34	10,503	2,628 59
.....	11,517	1,919 56	1,978	659 34	37,968	8,697 15
No. 1	37	7 40	No. 5	327	130 80	No. 3	78	19 70
.....			5	327
.....			276	18,024
.....				5,497 20
1	37	7 40	5	327	130 80	284	18,429	5,557 70
.....			1	750
.....				225 00
.....	528	88 00	563	96 75
.....			21,979	5,494 75
.....	528	88 00		
.....			22,542	5,591 50
16	1,921	384 20	1	321	128 40	29	4,372	1,151 60
.....			4	1,022	408 80	4	1,022	408 80
.....			781	168,634
.....				50,590 20
16	1,921	384 20	5	1,343	537 20	814	174,028	52,150 60
.....				
.....			882	220 50
.....			1,483	370 75
.....			5,390	1,796 66	5,390	1,796 66
.....			11	3 67	144,002	36,001 42
.....				
.....			5,401	1,800 33	151,737	38,389 33
.....				
.....	2,643	528 60	1,764	705 60	6,694	1,920 30
.....			9	2 70
.....			3	0 90
.....			153	45 90
.....			1,137	454 80	4,014	1,317 90
.....			3	0 90
.....			146	43 80
.....			135	54 00	2,737	834 60
.....			65,549	26,219 60	66,244	26,428 10
.....			101	30 30
.....			141	42 30
.....			1,001	400 40	49,505	14,951 60
.....				
.....	2,643	528 60	69,586	27,834 40	129,750	45,619 30

6-7 EDWARD VII., A. 1907

No. 1.—GENERAL STATEMENT

ARTICLES IMPORTED.	COUNTRIES.	TOTAL IMPORTS.		ENTERED		
		Quantity.	Value.	General Tariff.		
				Quantity.	Value.	Duty.
DUTIABLE GOODS— <i>Con.</i>		Lbs.	\$	Lbs.	\$	\$ cts.
Mustard, ground.....	Great Britain....	364,939	91,040	436	104	26 00
	France.....	708	42	708	42	10 50
	United States....	262,922	15,695	264,194	15,842	3,960 50
	Total.....	628,569	106,777	265,338	15,988	3,997 00
Mustard, French, liquid.....	Great Britain....		89		89	31 15
	France.....		588		581	203 35
	United States....		7,405		6,920	2,422 00
	Total.....		8,082		7,590	2,656 50
Oils— Mineral— Coal and kerosene, distilled, purified or refined, naphtha, and petroleum, N. E.S.....		Galls.		Galls.		
	Great Britain....	8,557	1,936	1,829	257	45 72
	United States....	4,217,004	806,661	9,246,643	819,290	231,166 85
	Total.....	9,225,561	808,597	9,248,472	819,547	231,212 57
Products of petroleum, N. E.S.....	Great Britain....	2,713	763	25	15	0 67
	Belgium.....	849	342	849	342	21 22
	United States....	1,727,336	180,824	1,629,772	175,984	40,744 42
	Total.....	1,730,898	181,929	1,630,646	176,341	40,766 31
Crude petroleum, gas oils other than benzine and gasoline.....	United States....		21,383		1,405	19,680
					1,282	295 21
Illuminating oils composed wholly or in part of the products of petroleum, coal, shale or lignite, costing more than thirty cents per gallon.....	Great Britain....	179	103			
	France.....	229	158	229	158	31 60
	United States....	3,561	1,336	3,128	1,229	245 80
	Total.....	3,769	1,597	3,357	1,387	277 40
Animal— Lard oil.....	United States....		12,829		6,420	12,600
					6,337	1,584 25
Neatsfoot.....	Great Britain....	31	23			
	United States....	23,282	17,714	23,282	17,714	4,428 50
	Total.....	23,313	17,737	23,282	17,714	4,428 50
Other animal oil, N.E.S....	Great Britain....	12	21			
	Norway.....	250	177	250	177	35 40
	United States....	5,358	2,434	5,182	2,414	482 80
	Total.....	5,620	2,632	5,432	2,591	518 20
Vegetable— Castor.....	Great Britain....	87,544	40,291	711	483	96 60
	France.....	494	414	392	349	69 80
	Italy.....	1,243	1,053	1,391	1,150	230 00
	United States....	1,743	1,004	1,654	922	184 40
	Total.....	91,024	42,762	4,148	2,904	580 80

SESSIONAL PAPER No. 11

OF IMPORTS—Continued.

FOR HOME CONSUMPTION.

Preferential Tariff.			Surtax Tariff.			Total.		
Quantity.	Value.	Duty.	Quantity.	Value.	Duty.	Quantity.	Value.	Duty Collected.
Lbs.	\$	§ cts.	Lbs.	\$	§ cts.	Lbs.	\$	§ cts.
373,233	93,986	15,664 51	373,669	94,090	15,690 51
.....	708	42	10 50
.....	264,194	15,842	3,960 50
373,233	93,986	15,664 51	638,571	109,974	19,661 51
.....	89	31 15
.....	581	203 35
.....	6,920	2,422 00
.....	7,590	2,656 50
.....
Galls.			Galls.			Galls.		
6,728	1,679	112 16	8,557	1,936	157 88
.....	9,246,643	810,290	231,166 85
6,728	1,679	112 16	9,255,200	812,226	231,324 73
.....
2,663	728	44 39	2,688	743	45 06
.....	849	342	21 22
.....	1,629,772	175,984	40,744 42
2,663	728	44 39	1,633,309	177,069	40,810 70
.....
.....	19,680	1,282	295 21
.....
.....
179	103	13 73	179	163	13 73
.....	229	158	31 60
.....	3,128	1,229	245 80
179	103	13 73	3,536	1,490	291 13
.....
.....	12,600	6,337	1,584 25
.....
31	23	3 83	31	23	3 83
.....	23,282	17,714	4,428 50
31	23	3 83	23,313	17,737	4,432 33
.....
12	21	2 80	12	21	2 80
.....	250	177	35 40
.....	5,182	2,414	482 80
12	21	2 80	5,444	2,612	521 00
.....
.....
87,361	40,000	5,333 42	88,072	40,483	5,430 02
.....	392	349	69 80
.....	1,391	1,150	230 00
.....	1,654	922	184 40
87,361	40,000	5,333 42	91,509	42,904	5,914 22

6-7 EDWARD VII., A. 1907

No. 1.—GENERAL STATEMENT

ARTICLES IMPORTED.	COUNTRIES.	TOTAL IMPORTS.		ENTERED		
		Quantity.	Value.	General Tariff.		
				Quantity.	Value.	Duty.
		Galls.	\$	Galls.	\$	\$ cts.
DUTIABLE GOODS— <i>Con.</i>						
Oils— <i>Con.</i>						
Vegetable— <i>Con.</i>						
Cotton seed.....	Great Britain...	24,586	7,874			
	China.....	30	43	30	43	8 60
	Italy.....	4,835	1,915	4,835	1,915	383 00
	Norway.....	625	475	625	475	95 00
	United States...	1,092,101	310,268	1,070,445	309,444	61,888 80
	Total . . .	1,122,177	320,575	1,075,935	311,877	62,375 40
Flaxseed or linseed, raw or boiled.....	Great Britain...	1,058,312	392,797	15,879	5,827	1,456 75
	United States...	126,403	51,640	126,403	51,640	12,910 00
	Total	1,184,715	444,437	142,282	57,467	14,366 75
Olive, N.E.S.....	Great Britain...	11,179	16,543	2,182	2,173	434 60
	Belgium.....	360	351	365	411	82 20
	China.....	26	21	26	21	4 20
	France.....	31,659	35,139	31,000	33,950	6,790 00
	Greece.....	36	35	36	35	7 00
	Holland.....	2	3	2	3	0 60
	Italy.....	16,687	10,977	12,951	12,902	2,580 40
	Spain.....	625	1,006	475	631	126 20
	Turkey.....	186	104	186	104	20 80
	United States...	13,089	11,690	13,336	11,511	2,302 20
	Total..	67,849	75,869	60,553	61,741	12,348 20
Sesame seed.....	Hong Kong....	89	29	89	29	7 25
	China.....	108	41	108	41	10 25
	Japan.....	45	31	45	31	7 75
	United States...	410	342	410	342	85 50
	Total.....	652	443	652	443	110 75
Vegetable oil, not otherwise specified.....	Great Britain...	9,460	6,211	1,046	631	126 20
	Australia.....	480	286	480	286	57 20
	Hong Kong....	12,191	8,900	12,191	8,900	1,780 00
	Belgium.....	900	661	900	661	132 20
	China.....	36,751	22,491	36,751	22,491	4,498 20
	France.....	200	106	200	106	21 20
	Germany.....	78	49			
	Japan.....	472	241	472	241	48 20
	Switzerland....	30	22	30	22	4 40
	United States...	34,303	13,153	30,636	12,098	2,419 60
	Total. . . .	94,865	52,120	82,706	45,436	9,087 20
Lubricating oils composed wholly or in part of petroleum and costing less than 25 cts. per gallon.....	Great Britain...	8,281	1,500	8,281	1,500	207 03
	United States...	1,907,861	248,518	1,898,748	247,438	47,469 16
	Total.....	1,916,142	250,018	1,907,029	248,938	47,676 19

SESSIONAL PAPER No. 11

OF IMPORTS—Continued.

FOR HOME CONSUMPTION.

Preferential Tariff.			Surtax Tariff.			Total.		
Quantity.	Value.	Duty.	Quantity.	Value.	Duty.	Quantity.	Value.	Duty Collected.
Galls.	\$	\$ cts.	Galls.	\$	\$ cts.	Galls.	\$	\$ cts.
24,729	7,939	1,058 54				24,729	7,939	1,058 54
						30	43	8 60
						4,835	1,915	383 00
						625	475	95 00
						1,070,445	309,444	61,888 80
24,729	7,939	1,058 54				1,100,664	319,816	63,433 94
1,027,730	381,470	63,578 44				1,043,609	387,297	65,035 19
						126,403	51,640	12,910 00
1,027,730	381,470	63,578 44				1,170,012	438,937	77,945 19
£,506	13,132	1,751 27				10,688	15,305	2,185 87
						365	411	82 20
						26	21	4 20
						31,000	33,950	6,790 00
						36	35	7 00
						2	3	0 60
						12,951	12,902	2,580 40
						475	631	126 20
						186	104	20 80
						13,330	11,511	2,302 20
8,506	13,132	1,751 27				69,059	74,873	14,099 47
						89	29	7 25
						108	41	10 25
						45	31	7 75
						410	342	85 50
						652	443	110 75
8,109	5,400	720 06				9,155	6,031	846 26
						480	286	57 20
						12,191	8,900	1,780 00
						900	661	132 20
						36,751	22,491	4,498 20
						200	106	21 20
			78	49	13 07	78	49	13 07
						472	241	48 20
						30	22	4 40
			3,152	844	225 07	33,788	12,942	2,644 67
8,109	5,400	720 06	3,230	893	238 14	94,045	51,729	10,045 40
						8,281	1,500	207 03
						1,898,748	247,438	47,469 16
						1,907,029	248,938	47,676 19

6-7 EDWARD VII., A. 1907

No. 1.—GENERAL STATEMENT

ARTICLES IMPORTED.	COUNTRIES.	TOTAL IMPORTS.		ENTERED		
		Quantity.	Value.	General Tariff.		
				Quantity.	Value.	Duty.
DUTIABLE GOODS— <i>Con.</i>		Galls.		Galls.	\$	\$ cts.
Oils— <i>Con.</i>						
All other lubricating oils.						
N.E.S.						
	Great Britain...	44,304	16,337	1,865	602	120 40
	Belgium.....	38	82	38	82	16 40
	Germany.....	169	86			
	United States...	341,156	127,999	319,136	120,215	24,043 00
	Total.....	385,667	144,504	321,039	120,899	24,179 80
Essential.....		Lbs.		Lbs.		
	Great Britain...	8,301	7,846	3,335	2,610	261 00
	B. E. Indies.....	1,108	359	1,108	359	35 90
	Hong Kong.....	1	1	1	1	0 10
	Belgium.....	75	218	75	218	21 80
	China.....	462	42	462	42	4 20
	France.....	3,347	7,232	3,348	7,236	723 60
	Germany.....	3,350	2,226			
	Italy.....	6,128	4,188	6,128	4,188	418 80
	Japan.....	65	65	65	65	6 50
	Spain.....	260	130	260	130	13 00
	Switzerland.....	1,726	1,291	1,201	1,153	115 30
	United States...	137,376	106,282	132,510	103,772	10,377 20
	Total.....	162,199	129,880	148,493	119,774	11,977 40
All other oils, not elsewhere specified.....		Galls.		Galls.		
	Great Britain...	7,585	3,183			
	China.....	9,981	4,697	9,981	4,697	939 40
	France.....	9	13	9	13	2 60
	Germany.....	3,598	2,028			
	United States...	36,870	14,977	36,266	14,827	2,963 40
	Total.....	58,043	24,898	46,256	19,537	3,907 40
Oil-d silk and cloth, and tape or other textile, india-rubbered, flocked or coated. N.O.P.						
	Great Britain...		20,518		1,255	376 50
	France.....		194		194	58 20
	Germany.....		186			
	United States...		156,402		156,477	46,943 10
	Total.....		177,300		157,926	47,377 80
Oil cloth, enamelled carriage, floor, shelf and table oil cloth, cork matting or carpets and linoleum.....		Sq. yds.		Sq. yds.		
	Great Britain...	2,331,931	708,134	5,628	2,235	670 50
	Belgium.....	2,924	299	3,069	373	111 90
	Germany.....	333	244			
	United States...	151,366	27,129	150,385	26,730	8,019 00
	Total.....	2,486,494	735,806	158,482	29,338	8,801 40
Optical, philosophical, photographic and mathematical instruments. N.E.S.						
	Great Britain...		38,052		3,323	830 75
	Aust. Hungary.....		88		86	21 50
	Belgium.....		24			
	France.....		28,932		28,916	7,229 00
	Germany.....		15,604			
	Holland.....		221		221	55 25
	Japan.....		10		10	2 50
	Switzerland.....		457		457	114 25
	United States...		209,742		206,343	51,585 75
	Total.....		293,130		239,356	59,839 00

SESSIONAL PAPER No. 11

OF IMPORTS—Continued.

FOR HOME CONSUMPTION.

Preferential Tariff.			Surtax Tariff.			Total.		
Quantity.	Value.	Duty.	Quantity.	Value.	Duty.	Quantity.	Value.	Duty Collected.
Galls.	\$	¢ cts.	Galls.	\$	¢ cts.	Galls.	\$	¢ cts.
17,936	6,780	904 09				19,801	7,382	1,024 49
						38	82	16 40
			169	86	22 93	169	86	22 93
						319,136	120,215	24,043 00
17,936	6,780	904 09	169	86	22 93	339,144	127,765	25,106 82
Lbs.			Lbs.			Lbs.		
4,386	4,514	300 93	580	722	96 27	8,301	7,846	658 20
						1,108	359	35 90
						1	1	0 10
						75	218	21 80
						462	42	4 20
						3,348	7,236	723 60
			3,350	2,226	296 80	3,350	2,226	296 80
						6,128	4,188	418 80
						65	65	6 50
						260	130	13 00
						1,201	1,153	115 30
			4,864	2,410	321 38	137,374	106,182	10,698 58
4,386	4,514	300 93	8,794	5,358	714 45	161,673	129,646	12,992 78
Galls.			Galls.			Galls.		
7,333	3,145	419 35				7,333	3,145	419 35
						9,981	4,697	939 40
						9	13	2 60
			3,598	2,028	540 80	3,598	2,028	540 80
						36,266	14,827	2,965 40
7,333	3,145	419 35	3,598	2,028	540 80	57,187	24,710	4,867 55
	19,241	3,848 29		22	8 80		20,518	4,233 50
				186	74 40		194	58 20
				67	26 80		186	74 40
							156,544	46,969 90
	19,241	3,848 20		275	110 00		177,442	51,336 00
Sq. yds.			Sq. yds.			Sq. yds.		
2,323,172	707,899	141,579 80	450	165	66 00	2,328,650	710,299	142,316 30
						3,069	373	111 90
			333	244	97 60	333	244	97 60
						150,385	26,730	8,019 00
2,323,172	707,899	141,579 80	783	409	163 60	2,482,437	737,646	150,544 80
	33,298	5,549 99		1,278	426 00		37,899	6,866 74
				2	0 66		88	22 16
				24	8 00		24	8 00
				6	2 00		28,922	7,231 00
				15,602	5,200 70		15,602	5,200 70
							221	55 25
							10	2 50
							457	114 25
				1,737	579 00		208,080	52,164 75
	33,298	5,549 99		18,649	6,216 36		291,303	71,605 35

6-7 EDWARD VII., A. 1907

No. 1.—GENERAL STATEMENT

ARTICLES IMPORTED.	COUNTRIES.	TOTAL IMPORTS.		ENTERED		
		Quantity.	Value.	General Tariff.		
				Quantity.	Value.	Duty.
DUTIABLE GOODS— <i>Con.</i>			\$		\$	\$ cts.
Optical, &c.— <i>Con.</i>						
Spectacles and eye-glasses . . .	Great Britain		258		214	64 20
	Aust.-Hungary		32		32	9 60
	China		3		3	0 90
	France		1,694		1,694	568 20
	Germany		297			
	Japan		1		1	0 30
	United States		12,994		12,991	3,897 30
	Total		15,279		14,935	4,480 50
" " frames and metal parts of	Great Britain		12		12	2 40
	France		250		250	50 00
	United States		46,695		46,639	9,327 80
	Total		46,957		46,901	9,380 20
Packages	Great Britain		308,092		230,465	46,093 00
	Australia		314		293	58 60
	B. E. Indies		1,038		106	21 20
	B. W. Indies		4,100		1,783	356 60
	British Guiana		2,688		3,122	624 40
	Fiji		2		2	0 40
	Hong Kong		6,974		6,988	1,397 60
	Newfoundland		5		5	1 00
	New Zealand		109			
	Arabia		42		42	8 40
	Aust.-Hungary		1,353		1,555	311 00
	Belgium		221		218	43 60
	Brazil		1,037		1,051	210 20
	Cent. Am. States		260		266	53 20
	China		8,778		8,880	1,776 00
	Cuba		6		23	4 60
	Dan. W. Indies				2	0 40
	Denmark		2		12	2 40
	Dutch E. Indies		10		8	1 60
	Egypt		9		9	1 80
	France		134,407		130,567	26,113 40
	Germany		3,280		281	56 20
	Greece		15,264		16,146	3,229 20
	Hawaii		54		54	10 80
	Holland		159,201		166,696	33,339 20
	Italy		2,154		2,284	456 80
	Japan		6,153		5,926	1,185 20
	Mexico		19		19	3 80
	Norway		119		89	17 80
	Peru		2		2	0 40
	Portugal		26		76	15 20
	Roumania		6		6	1 20
	Russia		17		20	4 00
	Spain		38,469		38,822	7,764 40
	St. Pierre		63		68	13 60
	Sweden		120		111	22 20
	Switzerland		97		84	16 80
	Turkey		2,775		2,893	578 60
	United States		248,394		240,357	48,071 40
	Venezuela		77		77	15 40
	Total		945,737		850,408	171,881 60

SESSIONAL PAPER No. 11

OF IMPORTS—Continued.

FOR HOME CONSUMPTION.

Preferential Tariff			Surtax Tariff.			Total.		
Quantity.	Value.	Duty.	Quantity.	Value.	Duty.	Quantity.	Value.	Duty Collected.
	\$	\$ cts.		\$	\$ cts.		\$	\$ cts.
.....	50	10 00	264	74 20
.....	32	9 00
.....	3	0 90
.....	297	118 80	1,694	508 20
.....	297	118 80
.....	3	1 20	1	0 30
.....	12,994	3,898 50
.....	50	10 00	300	120 00	15,285	4,610 50
.....
.....	12	2 40
.....	56	14 94	250	50 00
.....	46,695	9,342 74
.....	56	14 94
.....	46,957	9,395 14
.....	66,261	8,836 05	4	1 07	296,730	54,930 12
.....	885	118 00	298	58 60
.....	1,842	245 60	991	139 20
.....	2	0 27	3,625	602 20
.....	3,124	624 67
.....	2	0 40
.....	6,988	1,397 60
.....	5	1 00
.....	115	15 33	115	15 33
.....	42	8 40
.....	3	0 80	1,558	311 80
.....	218	43 60
.....	1,051	210 20
.....	266	53 20
.....	8,880	1,776 00
.....	23	4 60
.....	2	0 40
.....	12	2 40
.....	8	1 60
.....	9	1 80
.....	130,569	26,113 93
.....	3,347	892 57	3,628	948 77
.....	16,146	3,229 20
.....	54	10 80
.....	166,696	33,339 20
.....	2,284	456 80
.....	5,926	1,185 20
.....	19	3 80
.....	89	17 80
.....	2	0 40
.....	76	15 20
.....	6	1 20
.....	20	4 00
.....	38,822	7,764 40
.....	68	13 60
.....	111	22 20
.....	84	16 80
.....	2,893	578 60
.....	328	87 50	240,685	48,158 90
.....	77	15 40
.....	69,165	9,215 25	3,684	982 47	932,197	182,079 32

6-7 EDWARD VII., A. 1907

No. 1.—GENERAL STATEMENT

ARTICLES IMPORTED.	COUNTRIES.	TOTAL IMPORTS.		ENTERED		
		Quantity.	Value.	General Tariff.		
				Quantity.	Value.	Duty.
DUTIABLE GOODS— <i>Con.</i>			\$		\$	\$ cts.
Paints and colours— Brocade and bronze pow- ders and gold liquid paint	Great Britain.....		1,448		18	4 50
	China.....		6		6	1 50
	Germany.....		26,636		15	3 75
	United States.....		14,324	11,560		2,890 00
	Total.....		42,414		11,599	2,899 75
Colours, dry, N.E.S.		Lbs.		Lbs.		
	Great Britain...	321,143	23,275	16,886	1,497	281 40
	Aust.-Hungary ..	628	132	628	132	26 40
	France.....	7,610	599	7,610	599	119 80
	Germany.....	258,129	8,234			
	Holland.....	4,154	1,139	3,855	679	135 80
	Switzerland.....	373	725	373	725	145 00
	United States... ..	1,822,452	105,635	1,809,255	104,819	20,963 80
Total.....	2,414,480	139,709	1,838,607	108,361	21,672 20	
Dry white lead.	Great Britain...	4,981,186	214,071	200	11	0 65
	Belgium.....	367,885	12,678	288,600	9,664	574 91
	France.....	2,257	101	2,257	101	6 00
	Germany.....	1,687,539	49,939			
	United States... ..	1,209,190	59,353	1,209,190	59,353	3,538 14
Total.....	8,248,057	336,142	1,500,247	69,129	4,119 70	
White lead ground in oil	Great Britain... ..	253,741	11,650	4,125	229	80 15
	United States... ..	17,179	883	17,179	883	309 05
	Total.....	270,920	12,533	21,304	1,112	389 20
Red lead and orange mineral	Great Britain... ..	842,546	34,947	21,266	544	27 20
	Belgium.....	65,880	3,143	65,880	3,143	157 15
	Germany.....	707,976	16,065			
	United States... ..	277,512	14,614	274,212	14,449	722 45
Total.....	1,893,914	68,769	361,358	18,136	906 80	
Ochres, ochrey earths and raw siennas.....	Great Britain... ..	298,754	5,282	53,791	575	115 00
	France.....	371,609	3,348	371,609	3,348	669 60
	Germany.....	30,266	685			
	Italy.....	1,713	95	1,713	95	19 00
	United States... ..	1,060,340	14,380	1,060,340	14,380	2,876 00
Total.....	1,762,682	23,790	1,487,453	18,398	3,679 60	
Zinc white.....	Great Britain... ..	962,459	31,727	233,160	11,116	555 80
	Aust.-Hungary.. ..	119,850	5,970	119,850	5,970	298 50
	Belgium.....	423,844	18,622	423,844	18,622	921 10
	Germany.....	599,978	25,850			
	Holland.....	84,810	4,143	84,810	4,143	207 15
	United States... ..	2,713,363	111,751	2,710,712	111,545	5,577 25
Total.....	4,904,304	198,063	3,572,376	151,396	7,569 80	

SESSIONAL PAPER No. 11

OF IMPORTS—Continued.

FOR HOME CONSUMPTION.

Preferential Tariff.			Surtax Tariff.			Total.		
Quantity.	Value.	Duty.	Quantity.	Value.	Duty.	Quantity.	Value.	Duty Collected.
	\$	\$ cts.		\$	\$ cts.		\$	\$ cts.
	1,342	223 68		88	29 34		1,448	257 52
				26,823	8,941 00		6	1 50
				2,577	859 00		26,838	8,944 75
							14,137	3,749 00
	1,342	223 68		29,488	9,829 34		42,429	12,952 77
Lbs. 303,512	21,728	2,897 13	Lbs. 745	140	37 33	Lbs. 321,143	23,275	3,215 86
						628	132	26 40
						7,610	599	119 80
			247,694	7,503	2,000 80	247,994	7,503	2,000 80
						3,855	679	135 80
						373	725	145 00
			13,197	816	217 63	1,822,452	105,635	21,181 43
303,512	21,728	2,897 13	261,636	8,459	2,255 76	2,403,755	138,548	26,825 09
4,980,986	214,060	37,829 51				4,981,186	214,071	37,830 16
			79,285	3,014	271 26	367,885	12,678	846 17
						2,257	101	6 00
			1,687,539	49,939	4,363 61	1,687,539	49,939	4,363 61
						1,209,190	59,353	3,538 14
4,980,986	214,060	37,829 51	1,766,824	52,953	4,634 87	8,248,057	336,142	46,584 08
249,616	11,421	2,638 78				253,741	11,650	2,718 93
						17,179	883	309 05
249,616	11,421	2,638 78				270,920	12,533	3,027 98
818,580	34,185	1,139 46	2,700	218	14 53	842,546	34,947	1,181 19
						63,880	3,143	157 15
			797,976	16,065	1,071 00	797,976	16,065	1,071 00
			3,300	165	11 00	277,512	14,614	733 45
818,580	34,185	1,139 46	713,976	16,448	1,096 53	1,893,914	68,769	3,142 79
244,963	4,707	627 64				298,754	5,282	742 64
						371,609	3,348	669 60
			30,266	685	182 65	30,266	685	182 65
						1,713	95	19 00
						1,060,340	14,380	2,876 00
244,963	4,707	627 64	30,266	685	182 65	1,762,682	23,790	4,489 89
729,309	20,611	687 06				962,469	31,727	1,242 86
						119,859	5,970	298 50
						423,844	18,622	931 10
			599,978	25,850	1,723 33	599,978	25,850	1,723 33
						84,810	4,143	207 15
			2,651	206	13 70	2,713,363	111,751	5,599 95
729,309	20,611	687 06	602,629	26,056	1,737 03	4,904,314	198,063	9,993 89

6-7 EDWARD VII., A. 1907

No. 1.—GENERAL STATEMENT

ARTICLES IMPORTED.	COUNTRIES.	TOTAL IMPORTS.		ENTERED		
		Quantity.	Value.	General Tariff.		
				Quantity.	Value.	Duty.
		Lbs.	£	Lbs.	£	£ cts.
DUTIABLE GOODS— <i>Con.</i>						
Paints and colours— <i>Con.</i> Oxides, fire proofs, umbers and burnt siennas, N.E.S.	Great Britain...	896,035	18,229	86,317	2,986	746 50
	France.....	776	179	776	179	44 75
	Germany.....	68,383	1,176	6,760	330	82 50
	Italy.....	12,270	142	12,270	142	35 50
	United States...	1,583,325	13,878	1,581,384	13,881	3,470 25
	Total.....	2,560,789	33,604	1,687,507	17,518	4,379 50
Paints and colours, and rough stuff and fillers, anti-cor- rosive and anti-fouling paints commonly used for ships' hulls, and ground and liquid paints, N.E.S.....	Great Britain...	729,089	56,884	20,698	3,182	795 50
	Newfoundland...	200	12	200	12	3 00
	Belgium.....	380	174			
	France.....	11,114	1,233	11,294	1,288	322 00
	Germany.....	24,779	3,313	760	24	6 00
	Holland.....	503	395	503	395	98 75
	United States...	3,953,009	214,730	3,951,201	214,172	53,543 00
	Total.....	4,719,065	276,741	3,984,656	219,073	54,768 25
Paris green, dry.....	Great Britain...	155,223	34,537			
	United States...	1,525	121	1,525	121	12 10
	Total.....	156,748	34,658	1,525	121	12 10
Paints and colours ground in spirits, and all spirit var- nishes and lacquers.....		Galls.		Galls.		
	Great Britain...	37	130	1	5	1 13
	France.....	3	19	3	19	3 37
	United States...	809	2,616	809	2,616	910 20
	Total.....	849	2,765	813	2,640	914 70
Putty.....		Lbs.		Lbs.		
	Great Britain...	8,022	101			
	France.....	44	4	44	4	0 80
	United States...	238,914	3,757	238,914	3,757	751 40
	Total.....	246,980	3,862	238,958	3,761	752 20
Paper, and manufactures of, not otherwise specified— Albumenized and other papers and films chemically pre- pared for photographers' use.....	Great Britain...		13,417		54	16 20
	Germany.....		479			
	United States...		110,898		110,818	33,245 40
	Total.....		124,794		110,872	33,261 60
Bags or sacks, printed or not.	Great Britain...		1,185		83	20 75
	France.....		54		77	19 25
	Germany.....		1,420			
	United States...		30,963		30,895	7,723 75
	Total.....		33,622		31,055	7,763 75

SESSIONAL PAPER No. 11

OF IMPORTS—Continued.

FOR HOME CONSUMPTION.

Preferential Tariff.			Surtax Tariff.			Total.		
Quantity.	Value.	Duty.	Quantity.	Value.	Duty.	Quantity.	Value.	Duty Collected.
Lbs.	\$	\$ cts.	Lbs.	\$	\$ cts.	Lbs.	\$	\$ cts.
809,718	15,243	2,540 50				896,035	18,229	3,287 00
						776	179	44 75
			61,623	846	282 00	68,383	1,176	364 50
						12,270	142	35 50
						1,581,384	13,881	3,470 25
809,718	15,243	2,540 50	61,623	846	282 00	2,558,848	33,607	7,202 00
723,735	53,148	8,858 35	85	12	4 00	744,518	56,342	9,657 85
						200	12	3 00
			380	174	58 00	380	174	58 00
						11,294	1,288	322 00
			24,010	3,289	1,096 51	24,770	3,313	1,102 51
						503	395	98 75
			45	7	2 19	3,951,246	214,179	53,545 19
723,735	53,148	8,858 35	24,520	3,482	1,160 70	4,732,911	275,703	64,787 30
155,223	34,537	2,302 47				155,223	34,537	2,302 47
						1,525	121	12 10
155,223	34,537	2,302 47				156,748	34,658	2,314 57
Galls.			Galls.			Galls.		
36	125	27 03				37	130	28 16
						3	19	3 37
						809	2,616	910 20
36	125	27 03				849	2,765	941 73
Lbs.			Lbs.			Lbs.		
8,022	101	13 49				8,022	101	13 49
						44	4	0 80
						238,914	3,757	751 40
8,022	101	13 49				246,980	3,862	765 69
	13,357	2,671 40		6	2 40		13,417	2,690 00
				479	191 60		479	191 60
				46	18 40		110,864	33,263 80
	13,357	2,671 40		531	212 40		124,760	36,145 40
	984	164 02		99	33 00		1,166	217 77
							77	19 25
				1,420	473 33		1,420	473 33
				68	22 68		30,963	7,746 43
	984	164 02		1,587	529 01		33,626	8,456 78

6-7 EDWARD VII., A. 1907

No. 1.—GENERAL STATEMENT

ARTICLES IMPORTED.	COUNTRIES.	TOTAL IMPORTS.		ENTERED		
		Quantity.	Value.	General Tariff.		
				Quantity.	Value.	Duty.
DUTIABLE GOODS— <i>Con.</i>		Packs.	£	Packs.	£	£ cts.
Paper and mfrs.— <i>Con.</i>						
Cards for playing	Great Britain...	248,901	31,317	11,646	2,600	698 76
	China	415	13	415	13	24 00
	France.....	1,000	100	1,000	100	60 00
	Japan.....	100	10	100	10	6 00
	United States...	337,332	35,739	336,603	35,525	20,196 18
	Total.....	587,748	67,179	349,764	38,248	20,985 84
Card board, paste board, in sheets or cut to size, N.E.S.						
	Great Britain.....		9,644		469	164 15
	Hong Kong.....		10		10	3 50
	Aust.-Hungary.....		1		1	0 35
	France.....		346		346	121 10
	Germany.....		2,001		135	47 25
	Holland.....		248		248	86 80
	Japan.....		2		2	0 70
	United States.....		67,274		67,230	23,530 50
	Total.....		79,526		68,441	23,954 35
Envelopes.....		M.		M.		
	Great Britain...	9,660	13,856	43	129	45 15
	Hong Kong.....	23	9	23	9	3 15
	China.....	18	7	18	7	2 45
	France.....	176	449	176	449	157 15
	Germany.....	781	1,057			
	Japan.....	30	23	30	23	8 05
	Switzerland.....	23	67	23	67	23 45
	United States.....	59,586	49,318	58,877	48,194	16,867 90
	Total.....	70,297	64,786	59,190	48,878	17,107 30
Paper, felt or straw board...						
	Great Britain.....		1,604			
	Belgium.....		130		130	32 50
	United States.....		237,189		237,285	59,321 25
	Total.....		238,923		237,415	59,353 75
Hangings or wall paper, including borders.....		Rolls.		Rolls		
	Great Britain...	99,211	25,125	4,226	1,465	512 75
	France.....	14,781	3,938	14,218	3,563	1,247 05
	Germany.....	77,109	8,153			
	Japan.....	2,743	2,432	2,746	2,432	851 20
	Switzerland.....	240	40			
	United States.....	2,115,596	177,519	2,182,464	178,831	62,590 85
	Total.....	2,309,680	217,207	2,263,654	186,291	65,291 85
Leather board, leatheroid and manufactures of.....						
	Great Britain.....		291		189	47 25
	United States.....		35,737		35,737	8,934 25
	Total.....		36,028		35,926	8,981 50

SESSIONAL PAPER No. 11

OF IMPORTS—Continued.

FOR HOME CONSUMPTION.

Preferential Tariff.			Surtax Tariff.			Total.		
Quantity.	Value.	Duty.	Quantity.	Value.	Duty.	Quantity	Value.	Duty Collected.
Packs.	\$	\$ cts.	Packs.	\$	\$ cts.	Packs.	\$	\$ cts.
237,783	28,953	9,511 32				249,429	31,553	10,210 08
						415	13	24 99
						1,000	100	60 00
						100	10	6 00
			1,944	144	155 52	338,547	35,669	20,351 70
237,783	28,953	9,511 32	1,944	144	155 52	589,491	67,345	30,652 68
	9,001	2,100 29		151	70 47		9,621	2,334 91
							10	3 50
							1	0 35
							346	121 10
				1,866	870 82		2,001	918 97
							248	86 80
							2	0 70
				44	20 53		67,274	23,551 03
	9,001	2,100 29		2,061	961 82		79,503	27,016 46
M.			M.			M.		
9,753	14,094	3,288 94	5	14	6 53	9,801	14,237	3,346 62
						23	9	3 15
						18	7	2 45
						176	449	157 15
			781	1,057	493 28	781	1,057	493 28
						30	23	8 05
						23	67	23 45
			94	112	52 27	58,971	48,366	16,920 17
9,753	14,094	3,288 94	880	1,183	552 08	69,823	64,155	20,948 32
	1,604	267 33					1,604	267 33
							130	32 50
							237,285	59,321 25
	1,604	267 33					239,019	59,621 08
Rolls.			Rolls.			Rolls.		
90,067	22,276	5,197 78	488	188	87 73	94,781	23,929	5,798 26
			320	81	37 80	14,538	3,644	1,284 85
			77,109	8,153	3,804 73	77,109	8,153	3,804 73
						2,746	2,432	851 20
			240	40	18 67	240	40	18 67
			5,935	774	361 21	2,188,399	179,605	62,952 06
90,067	22,276	5,197 78	84,092	9,236	4,310 14	2,377,813	217,803	74,709 77
	102	17 00					291	64 25
							35,737	8,934 25
	102	17 00					36,028	8,998 50

6-7 EDWARD VII., A. 1907

No. 1.—GENERAL STATEMENT

ARTICLES IMPORTED.	COUNTRIES.	TOTAL IMPORTS.		ENTERED		
		Quantity.	Value.	General Tariff.		
				Quantity.	Value.	Duty.
DUTIABLE GOODS— <i>Con.</i>						\$ cts.
Paper and infs. of— <i>Con.</i>						
Mill board, not straw board	Great Britain.....		1,619			
	France.....		1,800	1,800		180 00
	Germany.....		20			
	United States.....		41,341	41,341		4,134 10
	Total.....		44,780	43,141		4,314 10
Union collar cloth paper, in rolls or sheets, not glossed or finished.....	United States.....		1,108	1,108		166 20
Union collar cloth paper, in rolls or sheets, glossed or finished.....	Great Britain.....		12			
	Germany.....		125			
	United States.....		263	263		52 60
	Total.....		400	263		52 60
Pads not printed, papier maché ware, N.O.P., and manufactures of paper, N. E.S.....	Great Britain.....		146,697	17,467		6,113 45
	Australia.....		134	134		46 90
	Hong Kong.....		1,054	1,054		368 90
	Aust.-Hungary.....		3,245	1,675		586 25
	Belgium.....		4,174	4,174		1,460 90
	China.....		1,459	1,459		510 65
	Cuba.....			2		0 70
	France.....		16,410	16,320		5,712 00
	Germany.....		42,000	519		181 65
	Holland.....		303	303		106 05
	Japan.....		5,051	5,034		1,761 90
	Switzerland.....		1	1		0 35
	Turkey.....		78	78		27 30
	United States.....		523,328	519,215		181,725 25
	Total.....		743,934	567,435		198,602 25
Printing paper of not greater value than 2½ per lb. O.C.....		Lbs.		Lbs.		
	United States.....	244,638	5,594	244,638	5,594	839 10
Printing paper, N.E.S.....	Great Britain.....	2,497,316	148,700	47,103	2,870	717 50
	Aust.-Hungary.....	800	132	800	132	33 00
	China.....	1,700	103	1,700	103	25 75
	France.....	3,000	229			
	Germany.....	73,514	5,749	946	490	122 50
	Holland.....	18,024	1,194	17,128	1,133	283 25
	Japan.....	1,104	255	1,104	255	63 75
	United States.....	5,939,899	359,434	5,927,520	358,940	89,735 00
	Total.....	8,526,357	515,796	5,996,301	363,923	90,980 75

SESSIONAL PAPER No. 11
OF IMPORTS—Continued.

FOR HOME CONSUMPTION.

Preferential Tariff.			Surtax Tariff.			Total.		
Quantity.	Value.	Duty.	Quantity.	Value.	Duty.	Quantity.	Value.	Duty Collected.
	§	§ cts.		§	§ cts.		§	§ cts.
.....	1,619	107 99	1,619	107 99
.....			1,800	180 00
.....			20	2 67	20	2 67
.....			41,341	4,134 10
.....	1,619	107 99	20	2 67	44,780	4,424 76
.....				
.....			1,168	166 20
.....				
.....	12	1 61	12	1 61
.....			125	33 33	125	33 33
.....			263	52 60
.....	12	1 61	125	33 33	400	87 54
.....				
.....	126,828	29,594 00	2,570	1,199 33	146,865	36,906 78
.....			134	46 90
.....			1,054	368 90
.....			1,455	679 03	3,130	1,265 28
.....			4,174	1,460 90
.....			1,459	510 65
.....			2	0 70
.....			73	34 07	16,393	5,746 07
.....			41,249	19,249 57	41,768	19,431 22
.....			303	106 05
.....			5,034	1,761 90
.....			1	0 35
.....			78	27 30
.....			2,021	943 13	521,236	182,668 38
.....	126,828	29,594 00	47,368	22,105 13	741,631	250,301 38
Lbs.			Lbs.			Lbs.		
.....			244,638	5,594
.....				839 10
.....				
2,439,504	145,480	24,246 72	4,953	382	127 33	2,491,560	148,732	25,091 55
.....			800	33 00
.....			1,700	25 75
.....			3,000	76 33	3,000	76 33
.....			72,568	5,259 1,753 00	73,514	1,875 10
.....			896	61 2 0 33	1,194	303 58
.....			1,104	63 75
.....			635	221 73 65	5,928,155	89,808 65
2,439,504	145,480	24,246 72	82,052	6,152	2,050 64	8,517,857	515,555	117,278 11

6-7 EDWARD VII., A. 1907

No. 1.—GENERAL STATEMENT

ARTICLES IMPORTED.	COUNTRIES.	TOTAL IMPORTS.		ENTERED		
		Quantity.	Value.	General Tariff.		
				Quantity.	Value.	Duty.
DUTIABLE GOODS— <i>Con.</i>			\$		\$	\$ cts.
Paper and mfrs. of— <i>Con.</i> Ruled, border and coated papers and papeteries and boxed papers.....	Great Britain.....		43,254		774	270 90
	Hong Kong.....		20		20	7 00
	Aust.-Hungary..		42		42	14 70
	Belgium.....		17,802		17,560	6,146 00
	China.....		92		92	32 20
	France.....		5,191		5,191	1,816 85
	Germany.....		3,621			
	Italy.....		158		158	55 30
	Japan.....				1	0 35
	Sweden.....		119		119	41 65
	Switzer-land.....		437		437	152 95
United States....		141,959		141,457	49,509 95	
	Total.....		212,695		165,851	58,047 85
		Lbs.		Lbs.		
Straw board, in sheets or rolls	Belgium.....	5,800	82	5,800	82	20 50
	France.....	21,500	240	21,500	240	60 00
	Holland.....	27,560	718	27,500	718	179 50
	Japan.....	6,000	92	6,000	92	23 00
	United States....	363,464	7,499	363,464	7,499	1,874 75
		Total.....	424,264	8 631	424,264	8,631
Window blinds of paper of all kinds.....	Great Britain.....		309			
	United States....		67		67	23 45
		Total.....		376		67
Wrapping.....	Great Britain..	258,463	12,792	33,553	1,873	468 25
	Hong Kong.....	9,032	202	9,032	202	50 50
	Aust.-Hungary..	43,590	551	43,590	551	137 75
	Belgium.....	12,044	564	12,044	564	141 00
	China.....	8,374	201	8,374	201	50 25
	France.....	110	6	110	6	1 50
	Germany.....	28,876	1,439			
	Holland.....	21,603	832	21,603	832	208 00
	Japan.....	1,210	53	1,210	53	13 25
	Norway.....	124,402	3,893	124,402	3,893	973 25
	Sweden.....	76,543	1,781	76,543	1,781	445 25
	United States....	1,228,238	39,330	1,227,087	39,254	9,813 50
	Total.....	1,812,485	61,644	1,557,548	49,210	12,302 50

SESSIONAL PAPER No. 11

OF IMPORTS—Continued.

FOR HOME CONSUMPTION.

Preferential Tariff.			Surtax Tariff.			Total.		
Quantity.	Value.	Duty.	Quantity.	Value.	Duty.	Quantity.	Value.	Duty Collected.
	\$	\$ cts.		\$	\$ cts.		\$	\$ cts.
	42,845	9,997 38		130	60 67		43,749	10,328 95
							20	7 00
							42	14 70
				242	112 93		17,802	6,258 93
							92	32 20
							5,191	1,816 85
				3,621	1,689 80		3,621	1,689 80
							158	55 30
							1	0 35
							119	41 65
							437	152 95
				456	212 80		141,913	49,722 75
	42,845	9,997 38		4,449	2,076 20		213,145	70,121 43
Lbs.			Lbs.			Lbs.		
						5,800	82	20 50
						21,500	240	60 00
						27,500	718	179 50
						6,000	92	23 00
						363,464	7,499	1,874 75
						424,264	8,631	2,157 75
	309	72 10					309	72 10
							67	23 45
	309	72 10					376	95 55
241,984	11,508	1,918 07				275,537	13,381	2,386 32
						9,032	202	50 50
						43,590	551	137 75
						12,044	564	141 00
						8,374	201	50 25
						110	6	1 50
			28,876	1,439	479 68	28,876	1,439	479 68
						21,603	832	208 00
						1,210	53	13 25
						124,402	3,893	973 25
						76,543	1,781	445 25
			1,151	76	25 33	1,228,238	39,330	9,838 83
241,984	11,508	1,918 07	30,027	1,515	505 01	1,829,559	62,233	14,725 58

6-7 EDWARD VII., A. 1907

No. 1.—GENERAL STATEMENT

ARTICLES IMPORTED.	COUNTRIES.	TOTAL IMPORTS.		ENTERED		
		Quantity.	Value.	General Tariff.		
				Quantity.	Value.	Duty.
DUTIABLE GOODS— <i>Con.</i>			£		£	£ cts.
Paper and mfrs. of— <i>Con.</i>						
All kinds, N.E.S.	Great Britain.....		164,099		7,242	1,810 50
	Hong Kong.....		12		12	3 00
	Aust.-Hungary..		535		535	133 75
	Belgium.....		28,415		28,415	7,103 75
	China.....		241		241	60 25
	France.....		12,562		12,768	3,192 00
	Germany.....		8,894		322	80 50
	Holland.....		5,001		4,822	1,205 50
	Italy.....		515		515	128 75
	Japan.....		3,999		4,263	1,065 75
	Norway.....		3,197		3,197	799 25
	Sweden.....		1,908		1,908	477 00
	Switzerland..		210		210	52 50
	United States..		462,373		459,177	114,794 25
	Total.....		691,961		523,627	130,906 75
Pencils, lead, in wood or other-wise.....	Great Britain.....		30,299		22,551	5,637 75
	Hong Kong.....		5		5	1 25
	Aust.-Hungary..		249		86	21 50
	France.....		259		259	64 75
	Germany.....		41,338			
	Japan.....		6		6	1 50
	United States..		103,591		103,281	25,820 25
	Total.....		175,747		126,188	31,547 00
Pens, penholders and rulers, of all kinds.....	Great Britain.....		38,915		476	119 00
	Hong Kong.....		36		36	9 00
	Aust.-Hungary..		152		152	38 00
	China.....		54		54	13 50
	France.....		1,031		1,031	257 75
	Germany.....		2,350		134	33 50
	Japan.....		4		4	1 00
	Turkey.....		7		7	1 75
	United States..		137,654		137,623	34,405 75
	Total.....		180,203		139,517	34,879 25
Perfumery, non-alcoholic, viz.— Hair oil, tooth and other powders and washes, pom- atuns, pastes, and all other perfumed preparations, N. O.P., used for the hair, mouth or skin.	Great Britain.....		16,710		2,297	662 10
	Hong Kong.....		13		13	3 90
	Aust.-Hungary..		9			
	China.....		14		14	4 20
	France.....		26,546		26,825	8,047 50
	Germany.....		295			
	Japan.....		557		557	167 10
	United States..		78,310		78,422	23,526 60
	Total.....		122,454		108,038	32,411 40
Photographic dryplates.....	Great Britain.....		11,871		6	1 80
	France.....				192	57 60
	Germany.....		480			
	United States..		44,891		45,066	13,519 80
	Total.....		57,242		45,264	13,579 20

SESSIONAL PAPER No. 11
OF IMPORTS—Continued.

FOR HOME CONSUMPTION.

Preferential Tariff.			Surtax Tariff.			Total.		
Quantity.	Value.	Duty.	Quantity.	Value.	Duty.	Quantity.	Value.	Duty Collected.
	\$	\$ cts.		\$	\$ cts.		\$	\$ cts.
	157,866	26,311 53		352	117 33		165,160	28,239 36
							12	3 00
							535	133 75
							28,415	7,103 75
							241	60 25
							12,768	3,192 00
				8,638	2,879 34		8,960	2,959 84
				179	59 67		5,091	1,265 17
							515	128 75
							4,263	1,065 75
							3,197	799 25
							1,998	477 00
							210	52 50
				1,804	601 33		460,981	115,395 58
	157,866	26,311 53		10,973	3,657 67		692,466	160,875 95
	4,357	726 28		3,528	1,176 00		30,436	7,540 03
				163	54 33		5	1 25
							249	75 83
							259	64 75
				41,338	13,779 32		41,338	13,779 32
							6	1 50
				310	103 33		103,591	25,923 58
	4,357	726 28		45,339	15,112 98		175,884	47,386 26
	58,337	6,389 97		102	34 00		38,915	6,542 97
							36	9 00
							152	38 00
							54	13 50
							1,031	257 75
				2,216	738 66		2,350	772 16
							4	1 00
							7	1 75
				31	10 33		137,654	34,416 08
	38,337	6,389 97		2,349	782 99		180,203	42,052 21
	14,110	2,822 00		283	113 20		16,600	3,597 30
				9	3 60		13	3 90
							9	3 60
							14	4 20
							26,825	8,047 50
				295	118 00		295	118 00
							557	167 10
				63	25 20		78,485	23,551 80
	14,110	2,822 00		650	260 00		122,798	35,493 40
	11,865	2,373 00					11,871	2,374 80
							192	57 60
				480	191 00		480	191 00
							45,066	13,519 80
	11,865	2,373 00		480	191 00		57,609	16,143 20

6-7 EDWARD VII., A. 1907

No. 1.—GENERAL STATEMENT

ARTICLES IMPORTED.	COUNTRIES.	TOTAL IMPORTS.		ENTERED				
		Quantity.	Value.	General Tariff.				
				Quantity.	Value.	Duty.		
DUTIABLE GOODS— <i>Con.</i>			§		§	§ cts.		
Picture and photograph frames of any material.	Great Britain		11,534		2,861	858 30		
	Hong Kong		9		9	2 70		
	Aust.-Hungary		198		148	44 40		
	Belgium		100		100	30 00		
	China		24		24	7 20		
	France		2,457		2,451	735 30		
	Germany		8,802		4	1 20		
	Holland		313		305	91 50		
	Italy		437		437	131 10		
	Japan		342		342	102 60		
	Spain		11		11	3 30		
	Turkey		11		11	3 30		
United States		76,867		75,974	22,522 20			
Total			101,105		81,777	24,533 10		
Pickles, in bottles, jars or similar vessels.	Great Britain	Galls.	176,231	155,624	Galls.	1,112	1,121	392 35
	Hong Kong		280	33		280	33	11 55
	Belgium		137	72		137	72	25 20
	China		685	186		685	186	65 10
	France		3,062	2,947		2,986	2,982	1,043 20
	Germany		49	49				
	Greece		11	3		11	3	1 05
	Italy		329	132		329	132	46 70
	Japan		248	59		248	59	20 65
	Spain		2,835	1,998		2,320	1,864	652 40
	Turkey		172	63		172	63	22 05
	United States		46,214	42,979		46,723	44,580	15,693 00
Total		239,244	204,145		55,063	51,095	17,883 25	
Pickles, in bulk.	Great Britain		1,372	911		320	229	80 15
	Hong Kong		83	16		83	16	5 60
	China		1,899	245		1,899	245	85 75
	France					10	20	7 00
	Greece		2,505	552		2,505	552	193 20
	Japan		16,249	1,034		16,249	1,034	361 90
	Spain		12,808	7,388		12,368	7,230	2,530 50
	Turkey		640	229		640	229	80 15
	United States		69,018	20,246		68,168	19,696	6,893 60
	Total		104,574	30,621		102,242	29,251	10,237 85
Plants and trees, viz.— Apple trees.	Great Britain	No.	1,032	227	No.	104	16	3 12
	United States		202,486	14,878		202,486	14,878	6,074 58
	Total		203,518	15,105		202,590	14,894	6,077 70
Cherry trees.	Great Britain		11	6				
	United States		48,838	7,998		48,838	7,998	1,465 14
Total		48,849	8,004		48,838	7,998	1,465 14	
Currant bushes.	United States		57,869	1,208		57,869	1,208	241 60

SESSIONAL PAPER No. 11

OF IMPORTS—Continued.

FOR HOME CONSUMPTION.

Preferential Tariff.			Surtax Tariff.			Total.		
Quantity.	Value.	Duty.	Quantity.	Value.	Duty.	Quantity.	Value.	Duty Collected.
	\$	\$ cts.		\$	\$ cts.		\$	\$ cts.
	8,064	1,612 80		605	242 00		11,530	2,713 10
				50	20 00		9	2 70
							198	64 40
							100	30 00
							24	7 20
							2,451	735 30
				8,798	3,519 20		8,802	3,520 40
				8	3 20		313	94 70
							437	131 10
							342	102 60
							11	3 30
							11	3 30
				31	12 40		75,105	22,534 60
	8,064	1,612 80		9,492	3,796 80		99,333	29,942 70
Galls. 175,034	151,378	35,322 60	Galls.			Galls.	176,146	152,499
							280	33
							137	72
							685	186
							2,986	2,982
			40	49	22 87		40	49
							11	3
							329	132
							248	59
							2,320	1,864
							172	63
							46,723	44,580
175,034	151,378	35,322 60	40	49	22 87	230,077	202,522	53,228 72
1,086	726	169 42				1,406	955	249 57
						83	16	5 60
						1,899	245	85 75
						10	20	7 00
						2,505	552	193 20
						16,249	1,034	361 90
						12,368	7,230	2,530 50
						640	229	83 15
						68,168	19,696	6,893 60
1,086	726	169 42				103,328	29,977	10,407 27
No. 928	211	18 56	No.			No.	1,032	227
							202,486	14,878
928	211	18 56				203,518	15,105	6,096 26
11	6	0 22				11	6	0 22
						48,838	7,998	1,465 14
11	6	0 22				48,849	8,004	1,465 36
						57,869	1,208	241 60

6-7 EDWARD VII., A. 1907

No. 1.—GENERAL STATEMENT

ARTICLES IMPORTED.	COUNTRIES.	TOTAL IMPORTS.		ENTERED		
		Quantity.	Value.	General Tariff.		
				Quantity.	Value.	Duty.
DUTIABLE GOODS— <i>Con.</i>			\$		\$	\$ cts.
Plants and trees— <i>Con.</i>						
Fruit, shade, lawn and ornamental trees, shrubs and plants, N.E.S.	Great Britain.....		2,384		987	197 40
	Aust. Hungary.....		144		144	28 80
	Belgium.....		3,387		3,387	677 40
	Denmark.....		362		362	72 40
	France.....		2,351		2,351	470 20
	Germany.....		99		84	16 80
	Holland.....		5,655		5,655	1,131 00
	Italy.....		26		26	5 20
	Japan.....		78		78	15 60
	United States.....		47,367		47,367	9,473 40
	Total.....		61,853		60,441	12,088 20
Gooseberry bushes.....		No.		No.		
	Great Britain.....	14,500	411	10,000	268	53 60
	United States.....	45,076	1,126	45,056	1,126	225 20
	Total.....	59,556	1,537	55,056	1,394	278 80
Grape vines.....	United States.....	58,145	781	58,145	781	156 20
Peach trees.....	United States.....	210,070	11,926	210,070	11,926	6,302 10
Pear trees.....	United States.....	11,962	1,082	11,962	1,082	358 86
Plum trees.....	France.....	110	25	110	25	3 30
	United States.....	45,659	4,640	45,659	4,640	1,369 77
	Total.....	45,769	4,665	45,769	4,665	1,373 07
Raspberry bushes.....	Great Britain.....	4,448	67			
	France.....	50	2	50	2	0 40
	United States.....	176,343	987	176,343	987	197 40
	Total.....	180,841	1,056	176,393	989	197 80
Rose bushes.....	Great Britain.....	8,661	775	600	78	15 60
	Aust. Hungary.....	1,000	30	1,000	30	6 00
	France.....	2,672	580	2,672	580	116 00
	Germany.....	40	8			
	Holland.....	12,310	1,072	12,310	1,072	214 40
	United States.....	18,636	1,888	18,636	1,888	377 60
	Total.....	43,319	4,353	35,218	3,648	729 60
Quince trees.....	United States.....	643	101	643	101	19 29
Plaster of Paris, or gypsum, ground, not calcined.....		Brls.		Brls.		
	Great Britain.....	9	38	9	38	5 70
	United States.....	6,553	1,761	6,553	1,761	264 15
	Total.....	6,562	1,799	6,562	1,799	269 85

SESSIONAL PAPER No. 11

OF IMPORTS—Continued.

FOR HOME CONSUMPTION.

Preferential Tariff.			Surtax Tariff.			Total.		
Quantity.	Value.	Duty.	Quantity.	Value.	Duty.	Quantity.	Value.	Duty Collected.
	\$	\$ cts.		\$	\$ cts.		\$	\$ cts.
	1,397	186 28					2,384	383 68
							144	28 80
							3,387	677 40
							362	72 40
							2,351	470 20
				15	4 00		99	20 80
							5,655	1,131 00
							26	5 20
							78	15 60
							47,397	9,473 40
	1,397	186 28		15	4 00		61,853	12,278 48
No.			No.			No.		
4,500	143	19 07				14,506	411	72 67
						45,956	1,126	225 20
4,500	143	19 07				59,556	1,537	297 87
						58,145	781	156 20
						210,070	11,926	6,302 10
						11,962	1,082	358 86
						110	25	3 30
						45,659	4,640	1,369 77
						45,769	4,665	1,373 07
4,448	67	8 94				4,448	67	8 94
						50	2	0 40
						176,343	987	197 40
4,448	67	8 94				180,841	1,056	206 74
8,061	697	92 97				8,661	775	108 57
						1,000	30	6 00
						2,672	580	116 00
			40	8	2 13	40	8	2 13
						12,310	1,072	214 40
						18,636	1,888	377 60
8,061	697	92 97	40	8	2 13	43,319	4,353	824 70
						643	101	19 29
Brls.			Brls.			Brls.		
						9	38	5 70
						6,553	1,761	264 15
						6,562	1,799	269 85

6-7 EDWARD VII., A. 1907

No. 1.—GENERAL STATEMENT

ARTICLES IMPORTED.	COUNTRIES.	TOTAL IMPORTS.		ENTERED			
		Quantity.	Value.	General Tariff.			
				Quantity.	Value.	Duty.	
		Cwt.	\$	Cwt.	\$	\$ cts.	
DUTIABLE GOODS— <i>Con.</i>							
	Plaster of Paris, or gypsum, calcined or manufactured. . .	Great Britain.	35	13			
		United States.	128,632	43,753	128,630	43,729	16,078 78
	Total		128,667	43,766	128,630	43,729	16,078 78
Plates, engraved on wood, steel or on other metal and transfers taken from the same, including engravers' plates, of steel polished, engraved or for engraving thereon.		United States.		14,887		14,811	2,962 20
Pocket-books, purses, reticules and musical instrument cases.		Great Britain.		40,669		2,396	718 80
		Hong Kong.		5		5	1 50
		Aust.-Hungary.		2,790		2,655	796 50
		Belgium.		218		218	65 40
		China.		17		17	5 10
		France.		8,386		8,127	2,438 10
		Germany.		20,629			
		Holland.		93		93	27 90
		Japan.		1,909		1,909	572 70
		Switzerland.		337		337	101 10
		Turkey.		10		10	3 00
		United States.		127,998		127,957	38,387 10
	Total		203,061		143,724	43,117 20	
Polish or composition, knife and other, N.O.P.		Great Britain.		5,647		989	247 25
		Belgium.		47		45	11 25
		France.		630		351	87 75
		Germany.		1,033			
		United States.		61,102		60,513	15,128 25
	Total		68,459		61,898	15,474 50	
Pomades, French or flower odours, &c., imported in tins of not less than ten pounds each.			Lbs.		Lbs.		
		France.	1,293	1,774	1,293	1,774	266 10
		United States.	3,141	4,082	3,141	4,082	612 30
	Total	4,434	5,856	4,434	5,856	878 40	
" all other.		Great Britain.	10	6	1	3	0 90
		France.	21	44	21	44	13 20
		United States.	31	15	31	15	4 50
		Total	62	65	53	62	18 60
Post office parcels and packages.		Great Britain.		144,015		11,753	3,448 68
		Aust.-Hungary.		2		2	0 40
		France.		710		710	172 44
		Germany.		129		79	21 66
		Italy.		5		5	1 16
		Switzerland.		17		17	5 39
		United States.		462,874		462,804	112,156 63
	Total		607,752		475,361	115,806 36	

SESSIONAL PAPER No. 11

OF IMPORTS—Continued.

FOR HOME CONSUMPTION.

Preferential Tariff.			Surtax Tariff.			Total.		
Quantity.	Value.	Duty.	Quantity.	Value.	Duty.	Quantity.	Value.	Duty Collected.
Cwt.	\$	\$ cts.	Cwt.	\$	\$ cts.	Cwt.	\$	\$ cts.
35	13	2 91				35	13	2 91
						128,630	43,729	16,078 78
35	13	2 91				128,665	43,742	16,081 69
				76	20 27		14,887	2,982 47
	36,227	7,245 40		2,168	867 20		40,791	8,831 40
				135	54 00		5	1 50
							2,790	850 50
							218	65 40
							17	5 10
				20,656	8,262 40		8,127	2,438 10
							20,656	8,262 40
							93	27 90
							1,909	572 70
							337	101 10
				51	20 40		10	3 00
							128,008	38,407 50
	36,227	7,245 40		23,010	9,204 00		202,961	59,566 60
	4,252	708 71		50	16 67		5,291	972 63
							45	11 25
				279	93 00		630	180 75
				1,033	344 32		1,033	344 32
				162	54 00		60,675	15,182 25
	4,252	708 71		1,524	507 99		67,674	16,691 20
Lbs.			Lbs.			Lbs.		
						1,293	1,774	266 10
						3,141	4,082	612 30
						4,434	5,856	878 40
9	3	0 60				10	6	1 50
						21	44	13 20
						31	15	4 50
9	3	0 60				62	65	19 20
	130,218	30,601 76		2,044	747 64		144,015	34,798 08
							2	0 40
				59	21 25		710	172 44
							129	42 91
							5	1 16
				70	27 68		17	5 39
							462,874	112,184 31
	130,218	30,601 76		2,173	796 57		607,752	147,204 69

6-7 EDWARD VII., A. 1907

No. 1.—GENERAL STATEMENT

ARTICLES IMPORTED.	COUNTRIES.	TOTAL IMPORTS.		ENTERED		
		Quantity.	Value.	General Tariff.		
				Quantity.	Value.	Duty.
			§		§	§ cts.
DUTIABLE GOODS— <i>Con.</i>						
Precious stones, N. E. S., polished, but not set, pierced or otherwise manufactured, and imitations thereof.	Great Britain.....		18,533		2,843	284 30
	Aust.-Hungary..		2,067		2,067	206 70
	Belgium.....		126		126	12 60
	France.....		21,614		21,614	2,161 40
	Germany.....		8,230		1,793	179 30
	Italy.....		104		104	10 40
	United States...		35,203		35,203	3,520 30
	Total		85,877		63,750	6,375 00
Printing presses, printing machines, folding machines bookbinders' bookbinding, ruling, embossing and paper cutting machines, N. E. S.	Great Britain.....		51,590		4,356	435 60
	France.....		122		122	12 20
	Germany.....		9,058			
	United States...		326,659		326,161	32,616 10
	Total		387,429		330,639	33,063 90
Provisions, not otherwise specified—		Lbs.		Lbs.		
Butter.....	Great Britain...	21,356	4,633	120	38	4 80
	Australia.....	1,176	239	1,176	239	47 04
	New Zealand...	21,616	5,148			
	France.....	25	9	25	9	1 00
	Italy.....	253	59	253	59	10 12
	Turkey.....	50	5	50	5	2 00
	United States...	247,736	54,426	103,923	25,810	4,156 92
	Total	292,212	64,519	165,547	26,160	4,221 88
Cheese	Great Britain...	17,954	4,230	2,908	563	87 24
	France.....	42,580	7,593	43,328	7,904	1,299 84
	Germany.....	50	20			
	Greece.....	110	3	110	3	3 30
	Holland.....	6,124	942	6,722	976	201 66
	Italy.....	93,674	16,337	90,725	15,528	2,721 75
	Norway.....	10	2	10	2	0 30
	St. Pierre.....	66	10	66	10	1 98
	Sweden.....	6,303	1,096	5,035	876	151 05
	Switzerland..	41,452	7,030	42,043	7,104	1,261 29
	Turkey.....	1,060	157	1,060	157	31 80
	United States...	300,033	45,904	162,989	28,838	4,889 67
	Total	509,416	83,324	354,996	61,961	10,649 88
Lard.....	Great Britain...	5,548	518	5,124	471	102 48
	United States...	7,656,347	652,526	7,524,075	644,449	150,481 50
	Total	7,661,895	653,044	7,529,199	644,920	150,583 98
Lard compound and similar substances, cottolene and animal stearine of all kinds, N. E. S.	Great Britain...	203,427	16,949			
	Germany.....	224	28			
	United States...	212,460	18,818	225,186	16,129	4,503 72
	Total	416,111	35,795	225,186	16,129	4,503 72

SESSIONAL PAPER No. 11

OF IMPORTS—Continued.

FOR HOME CONSUMPTION.

Preferential Tariff.			Surtax Tariff.			Total.		
Quantity.	Value.	Duty.	Quantity.	Value.	Duty.	Quantity.	Value.	Duty Collected.
	\$	\$ cts.		\$	\$ cts.		\$	\$ cts.
	15,517	1,034 50		173	23 07		18,533	1,341 87
							2,067	206 70
							126	12 60
				6,437	858 22		21,614	2,161 40
							8,230	1,037 52
							104	10 40
							35,293	3,520 30
	15,517	1,034 50		6,610	881 29		85,877	8,290 79
	42,706	2,847 06		4,528	603 72		51,590	3,886 38
				9,058	1,207 73		122	12 20
				480	64 00		9,058	1,207 73
							326,641	32,680 10
	42,706	2,847 06		14,066	1,875 45		387,411	37,786 41
Lbs.			Lbs.			Lbs.		
22,392	5,082	597 12				22,512	5,120	601 92
						1,176	239	47 04
15,512	3,702	413 63				15,512	3,702	413 63
						25	9	1 00
						253	59	10 12
						50	5	2 00
						163,923	25,810	4,156 92
37,904	8,784	1,010 75				143,451	34,944	5,232 63
13,585	3,328	271 71				16,493	3,891	358 95
						43,328	7,904	1,299 84
			50	20	2 00	50	20	2 00
						110	3	3 30
						6,722	976	201 66
						90,725	15,528	2,721 75
						10	2	0 30
						66	10	1 98
						5,035	876	151 05
						42,043	7,104	1,261 29
						1,060	157	31 80
						162,989	28,838	4,889 67
13,585	3,328	271 71	50	20	2 00	368,631	65,309	10,923 59
424	47	5 66				5,548	518	108 14
						7,524,075	644,449	150,481 50
424	47	5 66				7,529,623	644,967	150,589 64
243,427	16,949	2,712 39				203,427	16,949	2,712 39
			224	28	5 97	224	28	5 97
						225,186	16,129	4,503 72
203,427	16,949	2,712 39	224	28	5 97	428,837	33,106	7,222 08

6-7 EDWARD VII., A. 1907

No. 1.—GENERAL STATEMENT

ARTICLES IMPORTED.	COUNTRIES.	TOTAL IMPORTS.		ENTERED		
		Quantity.	Value.	General Tariff.		
				Quantity.	Value.	Duty.
DUTIABLE GOODS— <i>Con.</i>		Lbs.	£	Lbs.	£	£ cts.
Meats, viz.—						
Bacon and hams, shoulders and sides.....	Great Britain...	3,397	576	100	10	2 00
	Australia.....	3,711	514	3,711	514	74 22
	Hong Kong.....	1,694	101	1,694	101	33 88
	China.....	362	25	362	25	7 24
	United States...	7,131,205	782,330	7,073,978	775,226	141,479 56
	Total.....	7,140,369	783,546	7,079,845	775,876	141,596 90
Beef, salted, in barrels.....						
	Great Britain...	14,996	992	14,996	992	299 92
	Newfoundland...	1,450	109	1,450	109	29 00
	United States...	3,462,419	159,848	2,358,069	110,761	47,161 38
	Total.....	3,478,865	160,949	2,374,515	111,862	47,490 30
Canned meats and canned poultry and game.....						
	Great Britain...	44,976	7,344	11,952	1,807	451 75
	Australia.....	52,515	3,909	43,426	3,026	756 50
	Hong Kong.....	3,186	187	3,186	187	46 75
	New Zealand.....	5,412	494	240	24	6 00
	Belgium.....	548	85	548	85	21 25
	China.....	12,316	912	12,316	912	228 00
	France.....	11,953	2,580	12,630	2,902	725 50
	Germany.....	910	342			
	Japan.....	655	69	655	69	17 25
	Norway.....	5,910	355	510	102	25 50
	St. Pierre.....	3	3	3	3	0 75
	United States...	679,532	82,805	632,268	78,146	19,536 50
	Total.....	817,916	99,055	717,734	87,263	21,815 75
Extracts of meats and fluid beef not medicated, and soups.....						
	Great Britain...		20,310		14,459	3,614 75
	Australia.....		158		230	57 50
	China.....		11		11	2 75
	France.....		401		460	115 00
	Germany.....		260			
	Japan.....		2		2	0 50
	United States...		64,081		65,174	16,293 50
	Total.....		85,223		80,336	20,054 00
Mutton and lamb, fresh.....						
	Australia.....	Lbs.	354,575	Lbs.	354,575	17,380 6,083 00
	United States...		21,743		48,667	3,982 1,393 70
	Total.....		376,318		403,242	21,362 7,476 70
Pork, barrelled, in brine.....						
	Great Britain...	70,459	5,158	70,459	5,158	1,409 00
	Hong Kong.....	290	19	290	19	5 80
	Newfoundland...	800	60	800	60	16 00
	United States...	11,143,780	816,416	10,654,569	780,668	213,091 38
	Total.....	11,215,320	821,653	10,726,109	785,995	214,522 18

SESSIONAL PAPER No. 11

OF IMPORTS—Continued.

FOR HOME CONSUMPTION.

Preferential Tariff.			Surtax Tariff.			Total.		
Quantity.	Value.	Duty.	Quantity.	Value.	Duty.	Quantity.	Value.	Duty Collected.
Lbs.	\$	\$ cts.	Lbs.	\$	\$ cts.	Lbs.	\$	\$ cts.
3,297	566	43 98				3,397	576	45 98
						3,711	514	74 22
						1,694	101	33 88
						362	25	7 24
						7,073,978	775,226	141,479 56
3,297	566	43 98				7,083,142	776,442	141,640 88
						14,996	992	299 92
						1,450	109	29 00
						2,338 069	110,761	47,161 38
						2,374,515	111,862	47,490 30
30,558	4,824	804 00	408	52	17 33	42,918	6,683	1,273 08
						43,426	3,026	756 50
						3,186	187	46 75
3,417	249	41 62				3,657	273	47 62
						548	85	21 25
						12,316	912	228 00
			450	105	35 00	13,080	3,007	760 50
			310	68	22 66	310	68	22 66
						655	69	17 25
						510	102	25 50
						3	3	0 75
			131	25	8 35	632,399	78,171	19,544 85
33,975	5,073	845 62	1,299	250	83 34	753,008	92,586	22,744 71
	6,441	1,073 54		4	1 33		20,904	4,689 62
							230	57 50
							11	2 75
				252	84 00		466	115 06
							252	84 00
				40	13 36		2	0 50
	6,441	1,073 54		296	98 69		65,214	16,306 86
							87,073	21,256 23
Lbs.			Lbs.			Lbs.		
						354,575	17,380	6,083 00
						48,667	3,982	1,393 70
						403,242	21,362	7,476 70
						70,450	5,158	1,409 00
						290	19	5 80
						800	60	16 00
						10,654,569	780,668	213,091 38
						10,726,109	785,905	214,522 18

6-7 EDWARD VII., A. 1907

No. 1.—GENERAL STATEMENT

ARTICLES IMPORTED.	COUNTRIES.	TOTAL IMPORTS.		ENTERED		
		Quantity.	Value.	General Tariff.		
				Quantity.	Value.	Duty.
DUTIABLE GOODS— <i>Con.</i>			§		§	§ cts.
Meats— <i>Con.</i>						
Poultry and game, N.O.P.	Great Britain.....		379		156	31 20
	Hong Kong.....		539		539	107 80
	China.....		194		194	38 80
	United States.....		38,481		38,679	7,735 80
	Total.....		39,593		39,568	7,913 60
Dried or smoked meats, and meats preserved in any other way than salted or pickled, N.E.S.		Lbs.		Lbs.		
	Great Britain.....	1,093	239	342	145	6 84
	Hong Kong.....	25,019	1,968	25,010	1,968	500 20
	China.....	58,537	4,835	58,537	4,835	1,170 74
	France.....	55	21	55	21	1 10
	Italy.....	209	18	209	18	4 00
	Japan.....	219	16	219	16	4 38
	United States.....	1,344,981	155,288	1,348,803	154,741	26,976 06
	Total.....	1,430,095	162,385	1,433,166	161,744	28,663 32
Other meats, fresh	United States.....	269,628	29,605	246,094	28,044	7,382 82
Other meats, salted, N.E.S.						
	Great Britain.....	624	29	600	24	12 00
	Hong Kong.....	2,055	148	2,055	148	41 10
	China.....	6,986	522	6,986	522	139 72
	United States.....	578,894	50,254	568,675	49,639	11,373 50
	Total.....	588,559	50,953	578,316	50,333	11,566 32
Regalia and badges						
	Great Britain.....		2,082		81	28 35
	France.....		578		578	202 30
	United States.....		8,762		8,762	3,066 70
	Total.....		11,422		9,421	3,297 35
Ribbons						
	Great Britain.....		456,872		420,651	147,227 85
	Hong Kong.....		19		19	6 65
	Aust.-Hungary.....		7,937		7,881	2,758 35
	Belgium.....		17,042		17,042	5,964 70
	China.....		16		16	5 60
	France.....		212,662		212,040	74,214 00
	Germany.....		37,264		2,253	788 55
	Italy.....		3,066		3,066	1,073 10
	Japan.....		90		90	31 50
	Switzerland.....		343,219		335,869	117,554 15
	United States.....		79,639		79,342	27,769 70
	Total.....		1,157,886		1,078,269	377,394 15
Railway or travelling rugs and lap flusters of all kinds						
	Great Britain.....		41,188		4,020	1,206 00
	Aust.-Hungary.....		349		349	
	Belgium.....		24		24	104 70
	France.....		295		295	7 20
	Germany.....		449			88 50
	United States.....		9,197		9,197	
	Total.....		51,502		13,885	4,165 50

SESSIONAL PAPER No. 11
OF IMPORTS—Continued.

FOR HOME CONSUMPTION.

Preferential Tariff.			Surtax Tariff.			Total.		
Quantity.	Value.	Duty.	Quantity.	Value.	Duty.	Quantity.	Value.	Duty Collected.
	\$	\$ cts.		\$	\$ cts.		\$	\$ cts.
.....	223	29 74	379	60 94
.....	539	107 80
.....	194	38 80
.....	38,679	7,735 80
.....	223	29 74	39,791	7,943 34
Lbs.			Lbs.			Lbs.		
751	94	10 02	1,093	239	16 86
.....	25,010	1,968	500 20
.....	58,537	4,835	1,170 74
.....	55	21	1 10
.....	200	18	4 00
.....	219	16	4 38
.....	1,348,803	154,741	26,976 06
751	94	10 02	1,433,917	161,838	28,673 34
.....
.....	246,094	28,044	7,382 82
.....
24	5	0 32	624	29	12 32
.....	2,055	148	41 10
.....	6,986	522	139 72
.....	568,675	49,639	11,373 50
24	5	0 32	578,340	50,338	11,566 64
.....
.....	1,962	457 85	39	18 20	2,082	594 40
.....	578	202 30
.....	8,762	3,066 70
.....	1,962	457 85	39	18 20	11,422	3,773 40
.....	11,225	2,619 31	24,882	11,611 60	456,758	161,458 76
.....	19	6 65
.....	7,881	2,758 35
.....	17,042	5,964 70
.....	16	5 60
.....	367	171 28	212,407	74,385 28
.....	35,011	16,338 47	37,264	17,127 02
.....	3,066	1,073 10
.....	90	31 50
.....	178	83 08	333,047	117,637 23
.....	400	186 68	79,742	27,956 38
.....	11,225	2,619 31	60,838	28,391 11	1,150,332	408,404 57
.....
.....	36,415	7,283 00	829	331 60	41,264	8,820 60
.....	349	104 70
.....	24	7 20
.....	295	88 50
.....	449	179 60	449	179 60
.....	9,197	2,759 10
.....	36,415	7,283 00	1,278	511 20	51,578	11,959 70

6-7 EDWARD VII., A. 1907

No. 1.—GENERAL STATEMENT

ARTICLES IMPORTED.	COUNTRIES.	TOTAL IMPORTS.		ENTERED		
		Quantity.	Value.	General Tariff.		
				Quantity.	Value.	Duty.
DUTIABLE GOODS— <i>Con.</i>			\$		\$	\$ cts.
Sails for boats and ships....	Great Britain.....		762		140	35 00
	United States.....		1,934		1,934	483 50
	Total.....		2,696		2,074	518 50
Salt, coarse, N.E.S.	United States.....	Lbs. 14,900,108	33,627	Lbs. 14,900,108	33,627	7,450 06
	United States.....	2,797,950	7,983	2,797,950	7,983	1,398 98
Salt, fine, in bulk.....	Holland.....	1,100	23	1,100	23	0 83
	United States.....	3,673,327	18,198	3,666,906	18,172	2,750 34
	Total.....	3,674,427	18,221	3,668,006	18,195	2,751 17
Sand paper, glass, flint, emery paper and emery cloth.	Great Britain.....		2,232		528	132 00
	France.....		39		39	9 75
	Germany.....		57			
	United States.....		104,002		104,002	26,060 50
	Total.....		106,330		104,569	26,142 25
Sauces and catsups, in bottles..	Great Britain.....	Galls. 51,530	77,890	Galls. 568	508	177 80
	B. E. Indies.....	74	47	14	13	4 55
	Hong Kong.....	1,644	366	1,644	366	128 10
	China.....	3,074	632	3,074	632	221 20
	France.....	380	426	289	396	138 60
	Germany.....	60	4	60	4	1 40
	Italy.....	37	80	37	80	28 00
	Japan.....	54	51	54	51	17 85
	United States.....	31,491	37,432	31,779	35,014	12,254 90
	Total.....	88,344	116,928	37,519	37,064	12,972 40
Sauces and catsups, in bulk....	Great Britain.....	2,848	1,409			
	Hong Kong.....	2,251	449	2,251	449	157 15
	China.....	2,987	599	2,987	599	209 65
	Japan.....	2,087	409	2,087	409	143 15
	United States.....	18,539	4,398	19,651	5,668	1,983 80
Total.....	28,712	7,264	26,976	7,125	2,493 75	
Sauces—Soy	Hong Kong.....	2,419	491	2,419	491	171 85
	China.....	7,083	1,224	7,083	1,224	428 40
	Japan.....	19,431	5,067	19,446	5,070	1,774 50
	United States.....	231	87	231	87	30 45
Total.....	29,164	6,869	29,179	6,872	2,405 20	
Sausage casings, N.E.S.	Great Britain.....		22,534		479	95 80
	Australia.....		598		598	119 60
	Holland.....		215		215	43 00
	United States.....		59,550		60,972	12,014 40
Total.....		82,897		61,364	12,272 80	

SESSIONAL PAPER No. 11
OF IMPORTS—Continued.

FOR HOME CONSUMPTION.

Preferential Tariff.			Surtax Tariff.			Total.		
Quantity.	Value.	Duty.	Quantity.	Value.	Duty.	Quantity.	Value.	Duty Collected.
	\$	\$ cts.		\$	\$ cts.		\$	\$ cts.
	622	103 67					762	138 67
							1,934	483 50
	622	103 67					2,696	622 17
Lbs.			Lbs.			Lbs.		
						14,900,108	33,627	7,450 06
						2,797,950	7,983	1,398 98
						1,100	23	0 83
						3,666,906	18,172	2,750 34
						3,668,006	18,195	2,751 17
	1,704	284 04					2,232	416 04
							39	9 75
				57	19 01		57	19 01
							104,002	26,090 50
	1,704	284 04		57	19 01		106,330	26,445 30
Galls.			Galls.			Galls.		
48,971	72,517	16,921 04				49,539	73,025	17,098 84
60	34	7 94				74	47	12 49
						1,644	366	128 10
						3,074	632	221 20
						289	396	138 60
						60	4	1 40
						37	80	28 00
						54	51	17 85
						31,779	35,014	12,254 90
49,031	72,551	16,928 98				86,550	109,615	29,901 38
2,424	1,048	244 59				2,424	1,048	244 59
						2,251	449	157 15
						2,987	599	209 65
						2,087	409	143 15
						19,651	5,668	1,983 80
2,424	1,048	244 59				29,400	8,173	2,738 34
						2,419	491	171 85
						7,083	1,224	428 40
						19,446	5,070	1,774 50
						231	87	30 45
						29,179	6,872	2,405 20
	22,055	2,940 68					22,534	3,036 48
							598	119 60
							215	43 00
							60,072	12,014 40
	22,055	2,940 68					83,419	15,213 48

6-7 EDWARD VII., A. 1907

No. 1.—GENERAL STATEMENT

ARTICLES IMPORTED.	COUNTRIES.	TOTAL IMPORTS.		ENTERED		
		Quantity.	Value.	General Tariff.		
				Quantity.	Value.	Duty.
			\$	\$	\$	cts.
DUTIABLE GOODS— <i>Con.</i>						
Seeds, viz.—						
Garden, field and other seeds for agricultural or other purposes, N.O.P., when in bulk or in large parcels ...	Great Britain...		13,040	6,985		698 80
	Hong Kong...		134	134		13 40
	New Zealand...		29	29		2 90
	Argentina...		1,829	1,829		182 90
	China...		280	280		28 00
	Corea...		11	11		1 10
	Denmark...		1,935	1,935		193 50
	France...		7,825	7,825		782 50
	Germany...		4,671	575		57 50
	Holland...		1,495	1,495		149 50
	Japan...		75	73		7 30
	Turkey...		6,812	5,128		512 80
	United States...		336,840	337,708		33,770 80
	Total		374,974	364,010		36,401 00
Garden, field and other seeds for agricultural or other purposes, N.O.P., when in small papers or parcels ...	Great Britain...		2,369	88		22 00
	France...		8	8		2 00
	United States...		4,441	4,444		1,111 00
	Total		6,821	4,540		1,135 00
Bulbous roots, N.O.P.	Great Britain...		1,418	1,137		227 40
	Holland...		546	546		109 20
	United States...		12,424	12,424		2,484 80
	Total		14,388	14,107		2,821 40
Ships, foreign built British on applying for Canadian coasting license.....	France.....		875	875		218 75
	Norway		19,954	19,954		4,988 50
	United States...		157,621	157,621		39,405 25
	Total		178,450	178,450		44,612 50
Ships and vessels, repairs on...	United States...		415	415		103 75
Signs of any material, framed or not, and letters of any material for signs or similar use	Great Britain...		6,273	912		273 60
	Hong Kong...		2	2		0 60
	China		55	55		16 50
	France.....		393	387		116 10
	Germany.....		793			
	Holland.....		2	2		0 60
	Norway		129	129		38 70
	Spain.....		4	4		1 20
	Switzerland.....		303	303		90 90
	United States...		58,369	58,205		17,461 50
	Total		66,233	59,999		17,999 70

SESSIONAL PAPER No. 11

OF IMPORTS—Continued.

FOR HOME CONSUMPTION.

Preferential Tariff.			Surtax Tariff.			Total.		
Quantity.	Value.	Duty.	Quantity.	Value.	Duty.	Quantity.	Value.	Duty Collected.
	\$	\$ cts.		\$	\$ cts.		\$	\$ cts.
	5,579	371 98		274	36 53		12,841	1,107 31
							134	13 40
							29	2 90
							1,829	182 90
							280	28 00
							11	1 10
							1,935	193 50
							7,825	782 50
				3,340	445 32		3,915	502 82
							1,495	149 50
							73	7 30
				306	40 80		5,128	512 80
							338,014	33,811 60
	5,579	371 98		3,920	522 65		373,509	37,295 63
	2,281	380 23					2,369	402 23
							8	2 00
							4,444	1,111 00
	2,281	380 23					6,821	1,515 23
	281	37 47					1,418	264 87
							546	109 20
							12,424	2,484 80
	281	37 47					14,388	2,858 87
							875	218 75
							19,954	4,988 50
							157,621	39,405 25
							178,450	44,612 50
							415	103 75
	5,293	1,058 60		91	36 40		6,296	1,368 60
							2	0 60
							55	16 50
							387	116 10
				703	281 20		703	281 20
							2	0 60
							129	38 70
							4	1 20
							303	90 90
				151	60 40		58,356	17,521 90
	5,293	1,058 60		945	378 00		66,237	19,436 30

6-7 EDWARD VII., A. 1907

No. 1.—GENERAL STATEMENT

ARTICLES IMPORTED.	COUNTRIES.	TOTAL IMPORTS.		ENTERED		
		Quantity.	Value.	General Tariff.		
				Quantity.	Value.	Duty.
DUTIABLE GOODS— <i>Con.</i>			\$		\$	\$ cts.
Silk and manufactures of— Fabrics, N.E.S.	Great Britain		1,267,714		885,961	265,788 30
	B. E. Indies		14		14	4 20
	Hong Kong		2,332		2,332	699 60
	Aust.-Hungary		16,228		15,725	4,717 50
	Belgium		4,239		4,239	1,271 70
	China		18,392		18,392	5,517 60
	France		539,393		544,911	163,473 30
	Germany		46,310		1,417	425 10
	Italy		45,660		45,660	13,698 00
	Japan		350,378		359,831	107,949 30
	Switz-land		494,367		486,615	145,984 50
	United States		94,779		93,024	27,907 20
		Total		2,879,716		2,458,121
Silk cloth, including satin, imported by manufacturers of burial caskets or burial robes for use in such manufacture.	Great Britain		356		313	31 30
	France		7,362		7,362	736 20
	Germany		4,766		689	68 90
	Switzerland		4,757		4,757	475 70
	United States		742		742	74 20
	Total		17,983		13,863	1,386 30
Silk when imported by manufacturers of men's neckties for use exclusively in the manufacture of such neckties in their own factories.	Great Britain		103,923		24,194	2,419 40
	Aust.-Hungary		16,151		16,039	1,603 90
	Belgium		898		898	89 80
	France		57,842		58,984	5,898 40
	Germany		98,277		1,223	122 30
	Italy		8,984		8,984	898 40
	Japan		507		507	50 70
	Switzerland		100,802		103,479	10,347 90
	United States		197,374		105,942	19,594 20
	Total		493,858		320,250	32,025 00
Handkerchiefs	Great Britain		46,413		16,748	5,861 80
	Hong Kong		1,095		1,095	383 25
	Belgium		318		318	111 30
	China		3,144		3,144	1,100 40
	France		895		895	313 25
	Germany		70			
	Japan		67,164		76,019	26,606 65
	Switzerland		847		847	296 45
	United States		1,650		1,660	581 00
	Total		121,596		100,726	35,254 10
Blouses and shirt waists	Great Britain		30,964		1,549	542 15
	Aust.-Hungary		413		413	144 55
	Belgium		129		129	45 15
	France		6,098		6,098	2,134 30
	Germany		1,291			
	Japan		1,120		1,120	392 00
	Switzerland		294		294	102 90
United States		15,440		15,393	5,387 55	
Total		55,749		24,996	8,748 60	

SESSIONAL PAPER No. 11

OF IMPORTS—Continued.

FOR HOME CONSUMPTION.

Preferential Tariff.			Surtax Tariff.			Total.		
Quantity.	Value.	Duty.	Quantity.	Value.	Duty.	Quantity.	Value.	Duty Collected.
	\$	\$ cts.		\$	\$ cts.		\$	\$ cts.
.....	363,991	72,798 20	15,842	6,336 80	1,265,794	344,923 30
.....			14	4 20
.....			2,332	699 60
.....			15,725	4,717 50
.....			4,239	1,271 70
.....			18,392	5,517 60
.....			122	48 80	545,033	163,522 10
.....			44,264	17,705 60	45,681	18,130 70
.....			45,660	13,698 00
.....			359,831	107,949 30
.....			486,615	145,984 50
.....			214	85 60	93,238	27,992 80
.....	363,991	72,798 20	60,442	24,176 80	2,882,554	831,411 30
.....	43	2 87	356	34 17
.....			7,362	736 20
.....			4,077	543 60	4,766	612 50
.....			4,757	475 70
.....			742	74 20
.....	43	2 87	4,077	543 60	17,983	1,932 77
.....	66,110	4,407 33	12,881	1,717 47	103,185	8,544 20
.....			267	35 60	16,306	1,639 50
.....			898	89 80
.....			58,984	5,898 40
.....			99,764	13,301 86	100,987	13,424 16
.....			8,984	898 40
.....			507	50 70
.....			234	31 20	103,713	10,379 10
.....			1,432	196 93	107,374	10,785 13
.....	66,110	4,407 33	114,578	15,277 06	500,938	51,709 39
.....	29,117	6,794 13	20	9 34	45,885	12,665 27
.....			1,095	383 25
.....			318	111 30
.....			3,144	1,100 40
.....			895	313 25
.....			70	32 66	70	32 66
.....			76,019	26,606 65
.....			847	296 45
.....			1,660	581 00
.....	29,117	6,794 13	90	42 00	129,933	42,090 23
.....	27,881	6,505 74	657	306 60	30,087	7,354 49
.....			413	144 55
.....			129	45 15
.....			6,098	2,134 30
.....			1,291	602 50	1,291	602 50
.....			1,120	392 00
.....			294	102 90
.....			47	21 87	15,440	5,409 42
.....	27,881	6,505 74	1,995	930 97	54,872	16,185 31

6-7 EDWARD VII., A. 1907

No. 1.—GENERAL STATEMENT

ARTICLES IMPORTED.	COUNTRIES.	TOTAL IMPORTS.		ENTERED		
		Quantity.	Value.	General Tariff.		
				Quantity.	Value.	Duty.
DUTIABLE GOODS— <i>Con.</i>			§		§	§ cts.
Silk and mfrs. of— <i>Con.</i>						
Clothing..	Great Britain.....		169,676		14,836	5,192 60
	Hong Kong.....		1,159		1,159	405 65
	Aust. Hungary.....		512		248	86 80
	Belgium.....		195		195	68 25
	China.....		1,383		1,383	484 05
	France.....		12,795		12,500	4,375 00
	Germany.....		7,240		14	4 90
	Japan.....		23,513		23,857	8,349 95
	Switzerland.....		2,345		2,345	820 75
	United States.....		35,717		23,297	11,622 45
	Total.....		254,535		89,744	31,410 40
Silk in the gum or spun, not more advanced than singles, tram and thrown organzine, not coloured.....		Lbs.		Lbs.		
	Great Britain.....	15,565	30,236			
	United States.....	2,390	2,752	2,390	2,752	412 80
	Total.....	17,955	33,038	2,390	2,752	412 80
Sewing and embroidery silk and silk twist.....						
	Great Britain.....		24,519		969	242 25
	Hong Kong.....		77		77	19 25
	China.....		71		71	17 75
	Germany.....		172			
	Japan.....		7		7	1 75
	Switzerland.....		42		42	10 50
	United States.....		15,299		15,297	3,824 25
	Total.....		40,187		16,463	4,115 75
Shawls.....						
	Great Britain.....		1,660		181	54 30
	Hong Kong.....		145		145	43 50
	China.....		142		142	42 60
	France.....		264		264	79 20
	Germany.....		1,663			
	Italy.....		1,159		1,159	347 70
	Japan.....		565		565	169 50
	Switzerland.....		2,977		2,187	656 10
	United States.....		917		917	275 10
	Total.....		8,592		5,560	1,628 00
Shirts.....		Doz.		Doz.		
	Great Britain.....	165	2,044	1	8	2 80
	Hong Kong.....	3	27	3	27	9 45
	France.....	30	210	30	210	73 50
	Japan.....	15	199	15	199	69 65
	United States.....	3	3	3	3	1 05
	Total.....	213	2,483	49	447	156 45

SESSIONAL PAPER No. 11

OF IMPORTS—Continued.

FOR HOME CONSUMPTION.

Preferential Tariff.			Surtax Tariff.			Total.		
Quantity.	Value.	Duty.	Quantity.	Value.	Duty.	Quantity.	Value.	Duty Collected.
	\$	\$ cts.		\$	\$ cts.		\$	\$ cts.
	148,468	34,643 35		2,276	1,062 13		165,580	40,898 08
				264	123 22		1,159	405 65
							512	210 02
							195	68 25
							1,383	484 05
				295	137 68		12,795	4,512 68
				7,124	3,324 46		7,138	3,329 36
							23,857	8,349 95
							2,345	820 75
				39	18 20		33,246	11,640 65
	148,468	34,643 35		9,998	4,665 69		248,210	70,719 44
Lbs.			Lbs.			Lbs.		
15,565	30,286	3,028 60				15,565	30,286	3,028 60
						2,390	2,752	412 80
15,565	30,286	3,028 60				17,955	33,038	3,441 40
	23,206	3,867 93		69	23 00		24,244	4,133 18
							77	19 25
							71	17 75
				172	57 33		172	57 33
							7	1 75
							42	10 50
				2	0 67		15,299	3,824 92
	23,206	3,867 93		243	81 00		39,912	8,064 68
	1,405	281 00		74	29 60		1,660	364 90
							145	43 50
							142	42 60
							264	79 20
				1,663	665 20		1,663	665 20
							1,159	347 70
							565	169 50
							2,187	656 10
							917	275 10
	1,405	281 00		1,737	694 80		8,702	2,643 80
Doz.			Doz.			Doz.		
164	2,036	475 10				165	2,044	477 90
						3	27	9 45
						30	210	73 50
						15	199	69 65
						3	1	65
164	2,036	475 10				213	2,483	631 55

6-7 EDWARD VII., A. 1907

No. 1.—GENERAL STATEMENT

ARTICLES IMPORTED.	COUNTRIES.	TOTAL IMPORTS.		ENTERED		
		Quantity.	Value.	General Tariff.		
				Quantity.	Value.	Duty.
DUTIABLE GOODS— <i>Con.</i>			§		§	§ cts
Silk and mfrs. of— <i>Con.</i>						
Silk and all manufactures of, not otherwise provided for, or of which silk is the component part of chief value, N.E.S.						
	Great Britain.....		49,641		14,127	4,914 45
	Hong Kong.....		353		353	123 55
	Aust.-Hungary.....		27		27	9 45
	Belgium.....		107		107	37 45
	China.....		1,064		1,064	372 40
	France.....		8,894		8,911	3,121 65
	Germany.....		5,517		27	9 45
	Italy.....		123		123	43 05
	Japan.....		28,101		27,749	9,712 15
	Switzerland.....		1,557		1,557	544 95
	Turkey.....		626		626	219 10
	United States.....		18,511		18,288	6,400 80
	Total.....		114,521		72,967	25,538 45
Socks and stockings.....		Doz. prs.		Doz. prs.		
	Great Britain.....	840	5,679	16	159	55 65
	France.....	14	200	14	206	70 00
	Germany.....	577	2,571			
	United States.....	23	305	21	283	99 65
	Total.....	1,454	8,755	51	642	224 70
Undershirts and drawers.....						
	Great Britain.....		6,157		252	88 20
	Japan.....		11		11	3 85
	United States.....		381		381	133 35
	Total.....		6,549		644	225 40
Velvets, velveteens, plush fabrics, N.E.S.....		Yds.		Yds.		
	Great Britain.....	315,386	191,253	34,138	25,226	7,567 80
	Aust.-Hungary.....	798	900	798	900	270 00
	Belgium.....	761	774	761	774	232 20
	France.....	64,726	44,399	64,561	44,153	13,245 90
	Germany.....	41,881	26,050	221	176	52 80
	Italy.....	6	10	6	10	3 00
	Switzerland.....	3,248	3,685	3,248	3,685	1,105 50
	United States.....	21,932	15,199	20,410	14,197	4,259 10
	Total.....	448,738	282,270	124,143	89,121	26,736 30
Slate and manufactures of—						
Roofing slate.....	United States.....	Sq.	15,373	Sq.	15,373	60,054 11,351 00
School writing slates.....						
	Great Britain.....		7			
	France.....		341		341	85 25
	Germany.....		917			
	United States.....		19,259		19,259	4,814 75
	Total.....		20,524		19,600	4,900 00

SESSIONAL PAPER No. 11

OF IMPORTS—Continued.

FOR HOME CONSUMPTION.

Preferential Tariff.			Surtax Tariff.			Total.		
Quantity.	Value.	Duty.	Quantity.	Value.	Duty.	Quantity.	Value.	Duty Collected.
	\$	% cts.		\$	% cts.		\$	\$ cts.
	32,815	7,657 27		2,575	1,204 67		19,517	13,803 39
							353	123 55
							27	9 45
							107	37 45
							1,064	372 40
							8,919	3,121 65
				5,573	2,600 78		5,600	2,610 23
							123	43 05
							27,749	9,712 15
							1,557	544 95
							626	219 10
				246	114 80		18,534	6,515 60
	32,815	7,657 27		8,394	3,917 25		114,176	37,112 97
Doz. prs.			Doz. prs.			Doz. prs.		
704	4,796	1,119 13	120	724	337 87	840	5,679	1,512 65
						14	200	70 00
			577	2,571	1,199 80	577	2,571	1,199 80
			2	22	10 27	23	305	109 32
704	4,796	1,119 13	609	3,317	1,547 94	1,454	8,755	2,891 77
	5,905	1,377 93					6,157	1,466 13
							11	3 85
							381	133 35
	5,905	1,377 93					6,549	1,603 33
Yds.			Yds.			Yds.		
243,370	142,910	28,582 00	40,383	23,801	9,520 40	317,891	191,937	45,670 20
						798	900	270 00
						761	774	232 20
						64,561	44,153	13,245 90
			43,168	26,331	10,532 40	43,389	26,507	10,585 20
						6	10	3 00
						3,248	3,685	1,105 50
			1,604	1,084	433 60	22,014	15,281	4,692 70
243,370	142,910	28,582 00	85,155	51,216	20,486 40	452,668	283,247	75,894 70
Sq.			Sq.			Sq.		
						15,373	60,054	11,351 00
	7	1 17					7	1 17
							341	85 25
				928	309 35		928	309 35
							19,259	4,814 75
	7	1 17		928	309 35		20,535	5,210 52

6-7 EDWARD VII., A. 1907

No. 1.—GENERAL STATEMENT

ARTICLES IMPORTED.	COUNTRIES.	TOTAL IMPORTS.		ENTERED		
		Quantity.	Value.	General Tariff.		
				Quantity.	Value.	Duty.
DUTIABLE GOODS— <i>Con.</i>			\$		\$	\$ cts.
Slate and mfrs. of— <i>Con.</i>						
Slate pencils.....	Great Britain.....		20		20	5 00
	Aust.-Hungary.....		48		48	12 00
	Germany.....		1,950			
	United States.....		1,532		1,532	383 00
	Total.....		3,550		1,600	400 00
Slate and mfrs. of. N.E.S....	Great Britain.....		817		817	245 10
	France.....		9		9	2 70
	United States.....		28,197		28,197	8,459 10
	Total.....		29,023		29,023	8,706 90
Soap—		Lbs.		Lbs.		
Common or laundry.....	Great Britain.....	37,188	1,616	7,393	418	73 93
	Australia.....	3,480	175	3,480	175	34 80
	Aust.-Hungary.....	783	84	783	84	7 83
	France.....	3,533	174	3,533	174	35 33
	Italy.....	22,903	939	22,903	939	229 03
	Turkey.....	5,276	257	5,276	257	52 76
	United States.....	1,665,381	92,906	1,608,255	89,360	16,082 55
	Total.....	1,728,544	96,151	1,651,623	91,407	16,516 23
Castile, mottled or white....	Great Britain.....	16,076	857	17,754	934	198 19
	France.....	1,361,267	64,999	1,406,806	65,461	14,317 90
	Italy.....	58,850	3,841	59,002	3,853	1,180 04
	United States.....	59,951	4,797	59,951	4,797	914 56
	Total.....	1,496,144	74,485	1,543,513	75,045	16,610 69
Common soft and liquid....	Great Britain.....	73,406	2,181	16,205	493	172 55
	Germany.....	712	86			
	United States.....	63,637	2,338	63,637	2,338	818 30
	Total.....	137,755	4,605	79,842	2,831	990 85
Harness.....	Great Britain.....	3,043	390	458	41	10 25
	United States.....	13,909	1,852	13,909	1,852	463 00
	Total.....	16,952	2,242	14,367	1,893	473 25
Toilet.....	Great Britain.....		39,077		1,294	452 90
	Aust.-Hungary.....		137			
	China.....		1		1	0 35
	France.....		7,520		7,611	2,663 85
	Germany.....		1,479			
	Japan.....		152		152	53 20
	Turkey.....		11		14	4 90
	United States.....		131,923		132,341	46,319 35
	Total.....		183,303		141,413	49,494 55

SESSIONAL PAPER No. 11

OF IMPORTS—Continued.

FOR HOME CONSUMPTION.

Preferential Tariff.			Surtax Tariff.			Total.		
Quantity.	Value.	Duty.	Quantity.	Value.	Duty.	Quantity.	Value.	Duty Collected.
	\$	\$ cts.		\$	\$ cts.		\$	\$ cts.
							20	5 00
							48	12 00
				1,729	576 36		1,729	576 36
							1,532	383 00
				1,729	576 36		3,329	976 36
							817	245 10
							9	2 70
							28,197	8,459 10
							29,023	8,706 90
Lbs. 37,075	1,633	247 20	Lbs.			Lbs.	2,051	321 13
						44,468	175	34 80
						3,480	84	7 83
						783	174	35 33
						3,333	939	229 03
						22,903	257	52 76
						5,276	89,360	16,082 55
37,075	1,633	247 20				1,688,698	93,040	16,763 43
122	6	1 62				17,876	940	199 81
						1,406,806	65,461	14,317 90
						59,002	3,853	1,180 04
						59,951	4,797	914 56
122	6	1 62				1,543,635	75,051	16,612 31
57,201	1,688	393 93				73,406	2,181	566 48
			712	86	40 13	712	86	40 13
						63,637	2,338	818 30
57,201	1,688	393 93	712	86	40 13	137,755	4,605	1,424 91
2,585	349	58 18				3,043	390	68 43
						13,909	1,852	463 00
2,585	349	58 18				16,952	2,242	531 43
	37,514	8,753 59		143	66 76		38,951	9,273 25
							1	0 35
							7,611	2,663 85
				1,479	690 20		1,479	690 20
							152	53 20
							14	4 90
				6	2 80		132,347	46,322 15
	37,514	8,753 59		1,628	759 76		180,555	59,007 90

6-7 EDWARD VII., A. 1907

No. 1.—GENERAL STATEMENT

ARTICLES IMPORTED.	COUNTRIES.	TOTAL IMPORTS.		ENTERED			
		Quantity.	Value.	General Tariff.			
				Quantity.	Value.	Duty.	
		Lbs.	£	Lbs.	£	£ cts.	
DUTIABLE GOODS—<i>Con.</i>							
Soap, N. E. S., including pumice, silver and mineral soaps, sapolio and like articles.....	Great Britain.....	4,869	456	110	14	4 90	
	China.....	800	5	800	5	1 75	
	France.....	633	100	633	100	35 00	
	Japan.....	90	4	90	4	1 40	
	United States.....	632,392	54,025	577,955	48,744	17,060 40	
	Total.....	638,784	54,590	579,588	48,867	17,103 45	
Pearline and other soap powders.....	Great Britain.....	2,172	153				
	China.....	60	7	60	7	2 10	
	France.....	20	1	20	1	0 30	
	United States.....	2,355,796	95,904	2,329,933	94,499	28,349 70	
	Total.....	2,358,048	96,065	2,330,013	94,507	28,352 10	
Spices-- Ginger and spices of all kinds, N.E.S., unground.....	Great Britain.....	1,029,982	109,152	110,479	9,253	1,156 62	
	B. Africa.....	1,000	25	1,000	25	3 13	
	B. E. Indies.....	1,194,059	74,499	20,928	2,372	296 50	
	B. W. Indies.....	80,124	4,207	11,056	451	56 38	
	Hong Kong.....	7,125	516	7,125	516	64 50	
	China.....	60,334	2,903	60,334	2,903	362 87	
	Dutch E. Indies.....	6,300	1,332	6,300	1,032	129 00	
	Italy.....	935	40	995	40	5 00	
	Japan.....	65,701	4,078	65,701	4,078	509 75	
	United States.....	591,834	52,372	602,015	52,485	6,561 28	
	Total.....	3,037,454	248,824	885,933	73,155	9,145 03	
	" " ground.....	Great Britain.....	60,076	8,012	10,082	367	91 75
B. E. Indies.....		50	8	50	8	2 00	
B. W. Indies.....		61	25				
Hong Kong.....		804	9	804	9	2 25	
China.....		1,425	110	1,425	110	27 50	
France.....		12	2	12	2	0 50	
Holland.....		1,800	164	1,800	164	41 00	
Japan.....		93	5	93	5	1 25	
United States.....		237,794	18,151	238,724	18,070	4,517 50	
Total.....		302,118	26,486	252,990	18,735	4,683 75	
Ginger, preserved.....		Great Britain.....	22,278	2,188	16,299	1,153	345 90
		B. W. Indies.....	4	1	4	1	0 30
	Hong Kong.....	15,546	883	15,546	883	264 90	
	China.....	85,386	4,516	77,397	4,516	1,354 80	
	Italy.....	382	80	382	80	21 00	
	Japan.....	11,017	428	11,017	428	128 40	
	United States.....	8,784	721	8,784	721	216 30	
Total.....	143,397	8,817	129,429	7,782	2,334 60		

SESSIONAL PAPER No. 11

OF IMPORTS—Continued.

FOR HOME CONSUMPTION.

Preferential Tariff.			Surtax Tariff.			Total.		
Quantity.	Value.	Duty.	Quantity.	Value.	Duty.	Quantity.	Value.	Duty Collect-d.
Lbs.	\$	\$ cts.	Lbs.	\$	\$ cts.	Lbs.	\$	\$ cts.
3,909	319	74 44				4,019	333	79 34
						800	5	1 75
						633	100	35 90
						90	4	1 40
						577,955	48,744	17,060 40
3,909	319	74 44				583,497	49,186	17,177 89
922	70	14 00				922	70	14 00
						60	7	2 10
						20	1	0 30
						2,329,933	94,499	28,349 70
922	70	14 00				2,330,935	94,577	28,366 10
917,767	99,167	8,263 95				1,028,246	108,420	9,420 57
						1,000	25	3 13
1,166,876	71,521	5,960 38				1,187,804	73,893	6,256 88
65,675	3,609	390 75				76,731	4,060	357 13
						7,125	516	64 50
						60,334	2,963	362 87
						6,300	1,032	129 00
						995	40	5 00
						65,701	4,078	509 75
						602,015	52,485	6,561 28
2,150,318	174,297	14,525 08				3,036,251	247,452	23,670 11
52,143	7,677	1,279 80				62,225	8,044	1,371 55
477	56	9 34				527	64	11 34
						804	9	2 25
						1,425	110	27 50
						12	2	0 50
						1,800	164	41 00
						93	5	1 25
						238,724	18,070	4,517 50
52,620	7,733	1,289 14				305,610	26,468	5,972 89
5,885	995	199 00				22,184	2,148	544 90
						4	1	0 30
						15,546	883	264 90
						77,397	4,516	1,354 80
						882	80	24 00
						11,017	428	128 40
						8,784	721	216 30
5,885	995	199 00				135,314	8,777	2,533 60

6-7 EDWARD VII., A. 1907

No. 1.—GENERAL STATEMENT

ARTICLES IMPORTED.	COUNTRIES.	TOTAL IMPORTS.		ENTERED		
		Quantity.	Value.	General Tariff.		
				Quantity.	Value.	Duty.
		Lbs.	£	Lbs.	£	£ cts.
DUTIABLE GOODS—Con.						
Spices—Con.						
Nutmegs and mace.....	Great Britain....	112,107	18,754	6,709	939	234 75
	B. E. Indies....	8,892	783			
	B. W. Indies....	1,238	125	454	54	13 50
	Holland.....	996	321	996	321	80 25
	United States....	30,463	4,063	30,463	4,063	1,015 75
	Total.....	153,696	24,946	38,622	5,377	1,344 25
Spirits and wines, viz.—						
Amyl alcohol or fusel oil, or any substance known as potato spirit or potato oil.....	United States....	3	8	3	8	7 20
Ethyl alcohol, or the substance known as alcohol, hydrated oxide of ethyl, or spirits of wine.....	Germany.....	115	105			
	United States....	303,750	58,880	115,661	23,155	277,586 40
	Total.....	303,865	58,985	115,661	23,155	277,586 40
Methyl alcohol, wood alcohol, wood naphtha, pyroxylic spirits, wood spirits, or methylated spirits.....	Germany.....	2	3			
	United States....	18	28	18	28	43 20
	Total.....	20	31	18	28	43 20
Absinthe.....						
	Great Britain....	380	534	251	451	602 40
	France.....	2,421	3,660	2,581	3,642	6,194 40
	St. Pierre.....	2	9			
	Switzerland....	200	345	214	313	513 60
	United States....			36	64	86 40
	Total.....	3,003	4,548	3,082	4,470	7,396 80
Arrack or palm spirit.....						
	Aust.-Hungary..	11	10	11	10	26 40
	Italy.....	78	175	32	69	76 80
	Turkey.....	133	284	261	371	626 40
	United States....	300	361	300	361	720 00
	Total.....	522	830	604	811	1,449 60
Brandy, including artificial brandy and imitations of brandy.....						
	Great Britain....	12,953	18,909	13,408	23,648	32,179 20
	Australia.....	122	311	72	201	172 80
	B. Guiana.....			4	3	9 60
	Aust.-Hungary..	170	105	356	154	854 40
	Egypt.....	35	26	35	26	84 00
	France.....	340,872	518,206	326,850	526,696	784,440 00
	Greece.....	13	9	20	8	48 00
	Holland.....			8	5	19 20
	Italy.....	165	230	194	286	465 60
	Spain.....	185	263	373	758	895 20
	St. Pierre.....	12	54	12	54	28 80
	Turkey.....	29	14	29	14	69 60
	United States....	655	1,535	393	1,249	943 20
	Total.....	355,211	539,662	341,754	553,102	820,209 60

SESSIONAL PAPER No. 11

OF IMPORTS—Continued.

FOR HOME CONSUMPTION.

Preferential Tariff.			Surtax Tariff.			Total.		
Quantity.	Value.	Duty.	Quantity.	Value.	Duty.	Quantity.	Value.	Duty Collected.
Lbs.	\$	\$ cts.	Lbs.	\$	\$ cts.	Lbs.	\$	\$ cts.
103,132	17,777	2,962 89				109,841	18,716	3,197 64
8,892	783	130 51				8,892	783	130 51
784	71	11 84				1,238	125	25 34
						996	321	80 25
						30,463	4,063	1,015 75
112,808	18,631	3,105 24				151,430	24,008	4,449 49
Galls.			Galls.			Galls.		
						3	8	7 20
			115	105	368 00	115	105	368 00
						115,661	23,155	277,586 40
			115	105	368 00	115,776	23,260	277,954 40
			2	3	6 40	2	3	6 40
						18	28	43 20
			2	3	6 40	20	31	49 60
						251	451	602 40
						2,581	3,642	6,194 40
						214	313	513 60
						36	64	86 40
						3,082	4,470	7,396 80
						11	10	26 40
						32	69	76 80
						261	371	626 40
						300	361	720 00
						604	811	1,449 60
						13,408	23,648	32,179 20
						72	201	172 80
						4	3	9 60
						356	154	854 40
						35	26	84 00
						326,850	526,696	784,440 00
						20	8	48 00
						8	5	19 20
						194	286	465 60
						373	758	895 20
						12	54	28 80
						29	14	69 60
						393	1,249	943 20
						341,754	553,102	820,209 60

6-7 EDWARD VII., A. 1907

No. 1.—GENERAL STATEMENT

ARTICLES IMPORTED.	COUNTRIES.	TOTAL IMPORTS.		ENTERED		
		Quantity.	Value.	General Tariff.		
				Quantity.	Value.	Duty.
		Galls.	£	Galls.	£	£ cts.
DUTIABLE GOODS—<i>Con.</i>						
Spirits and wines—<i>Con.</i>						
Cordials and liqueurs of all kinds, N.E.S.; mescal, pulque, rum shrub, schiedan and other schnapps; tafia, angostura and similar alcoholic bitters or beverages.....						
	Great Britain.....	4,493	11,322	4,407	13,314	10,576 80
	B. W. Indies.....			12	92	28 80
	B. Guiana.....	19	85	19	85	45 60
	Hong Kong.....	8,812	6,346	8,960	6,638	21,504 00
	Aust.-Hungary.....			13	68	31 20
	Belgium.....	10	24	11	32	26 40
	China.....	4,272	2,824	4,252	2,851	10,204 80
	Denmark.....			20	58	48 00
	France.....	16,888	57,698	14,319	45,559	24,365 60
	Germany.....	180	270			
	Holland.....	960	1,739	653	1,684	1,567 20
	Italy.....	499	848	452	1,011	1,084 80
	Norway.....	301	609	189	408	453 60
	Russia.....	8	26	8	26	19 20
	St. Pierre.....	4	33	4	33	9 60
	Spain.....	130	868	93	437	223 20
	Sweden.....	52	115	25	57	60 00
	Switzerland.....			2	4	4 80
	United States.....	1,809	9,151	1,928	9,917	4,627 20
	Total.....	38,347	91,358	35,367	82,274	84,880 80
Gin of all kinds, N.E.S.....	Great Britain.....	102,777	113,981	82,747	88,864	198,592 80
	France.....	11	28	43	59	103 20
	Germany.....					
	Holland.....	568,987	264,226	644,303	280,841	1,546,327 20
	St. Pierre.....	11	28	11	28	26 40
	Spain.....			68	70	163 20
	United States.....	177	165	325	165	780 00
	Total.....	671,963	377,528	727,497	379,027	1,745,992 80
Rum.....	Great Britain.....	34,322	20,683	34,706	19,899	83,280 00
	B. Guiana.....	37,111	10,681	54,496	11,069	130,790 40
	B. W. Indies.....	20,123	11,608	21,171	10,368	50,810 40
	Aust.-Hungary.....	115	39			
	Dan. W. Indies.....			82	37	196 80
	France.....	17,323	17,100	17,342	17,451	41,620 80
	St. Pierre.....	29	61	29	61	69 60
	United States.....	4,644	1,926	5,426	2,219	13,022 40
	Total.....	113,667	61,498	133,246	61,104	319,790 40
Whisky.....	Great Britain.....	639,817	1,012,799	581,037	919,533	1,394,488 80
	B. W. Indies.....	2,000	1,433	350	390	840 00
	Hong Kong.....	3	12	3	12	7 20
	China.....	17	6	44	25	105 60
	France.....	239	455	328	635	787 20
	Germany.....	192	456	29	68	69 60
	St. Pierre.....	3	9	3	9	7 20
	United States.....	4,272	9,423	4,366	9,162	10,478 40
	Total.....	646,543	1,024,593	586,160	929,834	1,406,784 00

SESSIONAL PAPER No. 11

OF IMPORTS—Continued.

FOR HOME CONSUMPTION.

Preferential Tariff.			Surtax Tariff.			Total.		
Quantity.	Value.	Duty.	Quantity.	Value.	Duty.	Quantity.	Value.	Duty Collected.
Galls.	\$	\$ cts.	Galls.	\$	\$ cts.	Galls.	\$	\$ cts.
			11	31	35 20	4,418	13,345	19,612 00
						12	92	28 80
						19	85	45 60
						8,960	6,638	21,504 00
						13	68	31 20
						11	32	26 40
						4,252	2,851	10,204 80
						20	58	48 00
						14,319	45,559	34,365 60
			129	203	412 80	129	203	412 80
						653	1,684	1,567 20
						452	1,011	1,084 80
						189	408	453 60
						8	26	19 20
						4	33	9 60
						93	437	223 20
						25	57	60 00
						2	4	4 80
			22	66	70 40	1,950	9,983	4,697 60
			162	300	518 40	35,529	82,574	85,399 20
						82,747	86,864	198,592 80
						43	59	103 20
			53	38	176 00	55	38	176 00
						644,303	280,841	1,546,327 20
						11	28	26 40
						68	70	163 20
						325	165	780 00
			55	38	176 00	727,552	370,065	1,746,168 80
						34,700	19,899	83,280 00
						54,496	11,069	130,790 40
						21,171	10,368	50,810 40
						82	37	196 80
						17,342	17,451	41,620 80
						29	61	69 60
						5,426	2,219	13,022 40
						133,246	61,104	319,790 40
						581,037	919,533	1,394,488 80
						350	390	840 00
						3	12	7 20
						44	25	105 60
						328	635	787 20
			226	523	728 20	255	591	792 80
						3	9	7 20
						4,366	9,162	10,478 40
			226	523	728 20	586,386	930,357	1,407,507 20

6-7 EDWARD VII., A. 1907

No. 1.—GENERAL STATEMENT

ARTICLES IMPORTED.	COUNTRIES.	TOTAL IMPORTS.		ENTERED		
		Quantity.	Value.	General Tariff.		
				Quantity.	Value.	Duty.
		Galls.	£	Galls.	£	£ cts.
DUTIABLE GOODS—<i>Con.</i>						
Spirits and wines—<i>Con.</i>						
All spirituous or alcoholic liquors, N.O.P.	Great Britain...	104	231	48	116	115 20
	Hong Kong.....	3,601	2,427	3,522	2,361	8,452 80
	Aust.-Hungary .	545	172	200	59	480 00
	China.....	13,067	8,432	12,870	8,357	30,888 00
	France.....	54	260	28	30	67 20
	Germany.....	21	20			
	Italy.....			10	26	24 00
	Japan.....	199	112	199	112	477 60
	United States...	489	627	458	535	1,099 20
	Total.....	18,080	12,281	17,335	11,596	41,604 00
Spirits and strong waters of any kind, mixed with any ingredient or ingredients, as being or known or designated as anodynes, elixirs, essences, extracts, lotions, tinctures or medicines, or medicinal wines (so called), or ethereal and spirituous fruit essences, N.E.S.	Great Britain...	1,203	5,140	1,186	5,025	4,353 90
	Aust.-Hungary .	1	7	1	7	4 50
	China.....	33	21	33	21	85 50
	France.....	221	2,571	182	2,014	1,041 00
	Germany.....	79	112			
	United States...	884	7,244	880	7,197	4,271 10
	Total.....	2,421	15,095	2,282	14,264	9,756 00
Medicinal or medicated wines containing not more than 40 per cent of proof spirit...	Great Britain...	29	167	29	167	43 50
	Aust.-Hungary...			14	95	21 00
	France.....	3,219	9,406	3,071	8,310	4,606 50
	United States...	5	25	5	25	7 50
	Total.	3,253	9,598	3,119	8,597	4,678 50
Alcoholic perfumes and perfumed spirits, bay rum, cologne and lavender waters, hair, tooth and skin washes, and other toilet preparations containing spirits of any kind in bottles or flasks containing not more than 4 ounces each...	Great Britain...	399	8,661	387	8,536	4,268 00
	B. E. Indies....	12	42	12	42	21 00
	Hong Kong.....		1		1	0 50
	Aust.-Hungary..	150	918	148	839	419 50
	France.....	2,042	27,613	2,091	28,261	14,130 50
	Germany.....	337	3,021			
	Holland.....	2	4	2	4	2 00
	United States...	989	13,840	998	14,086	7,043 00
	Total....	3,931	54,103	3,638	51,769	25,884 50
Alcoholic perfumes and perfumed spirits in bottles, flasks or other packages containing more than 4 ounces each	Great Britain...	155	3,356	128	3,018	1,514 40
	B. W. Indies....	91	140	41	69	126 00
	Aust.-Hungary .	5	30			
	France.....	2,494	36,065	2,570	36,510	20,772 00
	Germany.....	77	570			
	United States...	656	13,235	648	13,293	6,836 40
	Total.	3,478	53,396	3,387	52,800	29,248 80

SESSIONAL PAPER No. 11

OF IMPORTS—Continued.

FOR HOME CONSUMPTION.

Preferential Tariff.			Surtax Tariff.			Total.		
Quantity.	Value.	Duty.	Quantity.	Value.	Duty	Quantity.	Value.	Duty Collected.
Galls.	\$	\$ cts.	Galls.	\$	\$ cts.	Galls.	\$	\$ cts.
						48	116	115 20
						3,522	2,361	8,452 80
						200	59	480 00
						12,870	8,357	30,888 00
						28	30	67 20
			21	20	67 20	21	20	67 20
						10	26	24 00
						199	112	477 60
						458	535	1,099 20
			21	20	67 20	17,356	11,616	41,671 20
						1,186	5,025	4,353 90
						1	7	4 50
						33	21	85 50
			6	7	22 00	188	2,021	1,063 00
			37	78	213 60	37	78	213 60
						880	7,197	4,271 10
			63	85	235 60	2,345	14,349	9,991 60
						29	167	43 50
						14	95	21 00
						3,071	8,310	4,608 50
						5	25	7 50
						3,119	8,597	4,678 50
			14	81	54 00	401	8,617	4,322 00
						12	42	21 00
							1	0 50
			3	86	57 33	151	925	476 83
			340	3,083	2,055 33	2,091	28,261	14,130 50
						340	3,083	2,055 33
			1	20	13 30	2	4	2 00
			358	3,270	2,179 96	999	14,106	7,056 30
						3,996	55,039	28,064 46
						128	3,018	1,514 40
						41	69	126 00
			5	30	32 00	5	30	32 00
			81	602	580 27	2,570	36,510	20,772 00
			8	32	42 64	81	602	580 27
						656	13,235	6,879 04
			94	664	654 91	3,481	53,464	29,903 71

6-7 EDWARD VII., A. 1907

No. 1.—GENERAL STATEMENT

ARTICLES IMPORTED.	COUNTRIES.	TOTAL IMPORTS.		ENTERED		
		Quantity.	Value.	General Tariff.		
				Quantity.	Value.	Duty.
		Galls.	£	Galls.	£	£ cts.
DUTIABLE GOODS— <i>Con.</i>						
Spirits and wines— <i>Con.</i>						
Vermouth containing not more than 36 per cent of proof spirits.....	Great Britain...	440	538	1,171	1,392	1,053 90
	France.....	13,283	16,549	11,382	13,294	10,243 80
	Italy.....	4,988	5,318	4,622	4,752	4,159 80
	St. Pierre.....	8	19	8	19	7 20
	Spain.....	77	80	3	2	2 70
	United States...	569	849	523	788	470 70
	Total.....	19,365	23,353	17,709	20,247	15,938 10
Vermouth containing more than 36 per cent of proof spirits.....	Great Britain...	60	90	30	40	72 00
	France.....			21	25	50 40
	Italy.....	126	136	29	32	60 60
	Total.....	186	226	80	97	192 00
Nitrous ether, sweet spirits of nitre and aromatic spirits of ammonia.....	Great Britain...	381	863	367	814	1,125 00
	Germany.....	151	272	48	82	139 80
	United States...	151	685	151	685	567 90
	Total.....	683	1,820	566	1,581	1,832 70
Wines, ginger, containing not more than 26 per cent of proof spirits.....	Great Britain...	2,116	1,675	2,016	1,581	1,814 40
	France.....	5	9	5	9	4 50
	St. Pierre.....	8	22	4	11	3 60
	Total.....	2,129	1,706	2,025	1,601	1,822 50
Wines, ginger, containing more than 26 per cent of proof spirits.....	Hong Kong....	35	10	35	10	84 00
	China.....	96	115	96	115	230 40
	United States...	1	4	1	4	2 40
	Total.....	132	129	132	129	316 80
Wines of all kinds, except sparkling wines, including orange, lemon, strawberry, raspberry, elder and currant wines:—						
Containing 26 p.c. or less of spirits.....	Great Britain...	2,912	4,291	2,808	4,378	1,090 20
	Australia.....	4	6	4	6	2 80
	Gibraltar.....	6	7	6	7	3 60
	Aust.-Hungary..	119	46	119	46	43 55
	Belgium.....	11	21	11	21	9 05
	China.....	33	9	33	9	10 95
	Egypt.....	27	13	27	13	10 65
	France.....	155,605	119,192	151,040	119,426	38,579 00
	French Africa.....			131	75	32 75
	Germany.....	7,633	12,948	51	52	25 95
	Greece.....	37	5	37	5	10 75
	Holland.....	24	81			
	Italy.....	3,430	2,222	6,350	4,026	2,786 00
	Japan.....	601	452	601	452	285 85
	Portugal.....	274	288	368	278	123 50
	St. Pierre.....	332	422	441	597	149 55
	Spain.....	146,018	55,232	138,351	52,157	34,852 95
	Turkey.....	79	58	79	58	37 15
	United States...	19,364	10,278	20,053	10,867	8,170 75
	Total.....	336,509	205,571	320,510	192,473	86,225 00

SESSIONAL PAPER No. 11

OF IMPORTS—Continued.

FOR HOME CONSUMPTION.

Preferential Tariff.			Surtax Tariff.			Total.		
Quantity.	Value.	Duty.	Quantity.	Value.	Duty.	Quantity.	Value.	Duty Collected.
Galls.	\$	\$ cts.	Galls.	\$	\$ cts.	Galls.	\$	\$ cts.
						1,171	1,392	1,053 96
						11,382	13,294	10,243 80
						4,622	4,752	4,159 80
						8	19	7 20
						3	2	2 70
						523	788	470 70
						17,709	20,247	15,938 10
						36	40	72 00
						21	25	50 40
						29	32	69 60
						80	97	192 00
			150	269	587 60	367	814	1,125 00
						198	351	727 40
						151	685	567 96
			150	269	587 60	716	1,850	2,420 30
						2,016	1,581	1,814 40
						5	9	4 50
						4	11	3 60
						2,025	1,601	1,822 50
						35	10	84 00
						96	115	230 40
						1	4	2 40
						132	129	316 80
			46	220	103 30	2,854	4,598	1,193 50
						4	6	2 80
						6	7	3 60
						119	46	43 55
						11	21	9 05
						33	9	10 95
						27	13	10 65
			2	7	3 47	151,042	119,433	38,582 47
						131	75	32 75
			6,297	10,215	6,185 00	6,348	10,267	6,210 95
						37	5	10 75
			24	81	40 40	24	81	40 40
						6,350	4,026	2,786 00
						601	452	285 85
						368	278	123 50
						441	597	149 55
						138,351	52,157	34,852 95
						79	58	37 15
						20,053	10,867	8,170 75
			6,369	10,523	6,332 17	326,879	202,996	92,557 17

6-7 EDWARD VII., A. 1907

No. 1.—GENERAL STATEMENT

ARTICLES IMPORTED.	COUNTRIES.	TOTAL IMPORTS.		ENTERED		
		Quantity.	Value.	General Tariff.		
				Quantity.	Value.	Duty.
DUTIABLE GOODS— <i>Con.</i>		Galls.	\$	Galls.	\$	\$ cts.
Spirits and wines— <i>Con.</i> Wines of all kinds, except sparkling wines— <i>Con.</i> Containing over 26 p.c. and not over 27 p.c. . . .	Great Britain . . . China France Italy Japan Portugal Spain United States . . . Total	693 235 113 4,241 628 130 1,444 126 7,610	623 50 157 1,392 286 91 1,309 197 4,165	604 235 479 5,450 850 72 1,851 73 9,614	499 50 344 1,976 385 101 1,503 58 4,916	318 82 80 80 237 32 2,118 80 353 50 50 46 969 18 37 84 4,166 72
Containing over 27 p.c. and not over 28 p.c. . . .	Great Britain . . . Hong Kong China France Italy Japan Portugal Spain United States . . . Total	98 298 1,529 499 1,279 4,892 524 3,399 105 12,623	257 93 282 490 496 2,480 418 2,932 109 7,557	210 298 1,529 513 1,734 4,705 603 2,695 186 12,473	456 93 282 723 787 2,327 498 1,848 212 7,226	201 90 120 28 558 59 375 93 773 64 2,156 65 336 33 1,389 85 121 26 6,034 43
Containing over 28 p.c. and not over 29 p.c. . . .	Great Britain . . . Hong Kong China France Italy Japan Portugal Spain United States . . . Total	1,372 1,107 6,103 544 1,618 8,010 4,608 653 24,015	1,464 214 1,191 574 839 3,781 3,775 730 12,568	872 1,107 6,103 588 2,600 7,616 192 676 23,405	956 214 1,191 695 1,298 3,572 190 745 11,718	583 28 440 58 2,432 32 408 42 1,273 40 3,661 04 122 28 2,098 44 453 34 11,473 10
Containing over 29 p.c. and not over 30 p.c. . . .	Great Britain . . . Hong Kong China France Italy Japan Portugal Spain United States . . . Total	774 1,556 6,728 258 21 7,599 1,306 6,403 1,166 25,811	1,220 318 1,357 332 13 3,404 1,466 6,282 1,255 15,647	619 1,556 6,831 322 718 6,859 1,348 6,557 1,112 25,922	1,139 318 1,397 502 410 3,223 1,363 6,456 1,156 15,964	570 73 671 12 2,946 57 269 74 388 66 3,504 73 907 66 4,362 89 758 24 14,380 34

SESSIONAL PAPER No. 11

OF IMPORTS—Continued.

FOR HOME CONSUMPTION.

Preferential Tariff.			Surtax Tariff.			Total.		
Quantity.	Value.	Duty.	Quantity.	Value.	Duty.	Quantity.	Value.	Duty Collected.
Galls.	\$	\$ cts.	Galls.	\$	\$ cts.	Galls.	\$	\$ cts.
						604	499	318 82
						235	50	80 80
						479	344	237 32
						5,450	1,976	2,118 80
						850	385	353 50
						72	101	50 46
						1,851	1,503	969 18
						73	58	37 84
						9,614	4,916	4,166 72
						210	456	201 90
						298	93	120 28
						1,529	282	558 59
						513	723	375 93
						1,734	787	773 64
						4,705	2,327	2,156 65
						603	498	336 33
						2,695	1,848	1,389 85
						186	212	121 26
						12,473	7,226	6,034 43
						872	956	583 28
						1,107	214	440 58
						6,103	1,191	2,432 32
						588	695	408 42
						2,600	1,298	1,273 40
						7,616	3,572	3,661 04
						192	190	122 28
						3,651	2,857	2,098 44
						676	745	453 34
						23,405	11,718	11,473 16
						619	1,139	570 73
						1,536	318	671 12
						6,831	1,397	2,946 57
						322	502	269 74
						718	410	388 66
						6,859	3,223	3,504 73
						1,348	1,363	907 66
						6,537	6,456	4,362 89
						1,112	1,156	758 24
						25,922	15,964	14,380 34

6-7 EDWARD VII., A. 1907

No. 1.—GENERAL STATEMENT

ARTICLES IMPORTED.	COUNTRIES.	TOTAL IMPORTS.		ENTERED		
		Quantity.	Value.	General Tariff.		
				Quantity.	Value.	Duty.
		Galls.	£	Galls.	£	£ cts.
DUTIABLE GOODS—<i>Con.</i>						
<i>Spirits and wines—<i>Con.</i></i>						
<i>Wines of all kinds, except sparkling wines—<i>Con.</i></i>						
<i>Containing over 30 p.c. and not over 31 p.c. . . .</i>						
	Great Britain . . .	1,576	2,173	1,394	1,696	1,066 40
	Hong Kong	2,432	420	2,463	471	1,126 50
	China	5,754	1,218	5,769	1,226	2,675 40
	France	95	247	226	344	193 60
	Holland			5	14	6 20
	Italy			194	176	130 40
	Japan	1,590	680	1,180	552	631 60
	Portugal	921	1,478	1,495	2,234	1,268 20
	Spain	9,446	11,040	9,844	10,941	7,219 90
	United States . . .	1,083	749	1,130	780	686 00
	Total	22,807	18,005	23,700	18,414	15,004 20
<i>Containing over 31 p.c. and not over 32 p.c. . . .</i>						
	Great Britain . . .	3,818	3,462	1,692	2,334	1,427 76
	Hong Kong	2,880	529	2,804	516	1,360 52
	China	3,283	677	3,310	699	1,633 00
	France	506	596	974	1,141	761 12
	Japan	313	135	313	135	175 09
	Portugal	5,436	5,431	4,243	4,815	3,268 99
	Spain	14,518	14,587	17,288	16,812	12,477 46
	United States . . .	2,717	1,914	2,557	1,820	1,645 51
	Total	33,471	27,331	33,181	28,272	22,749 45
<i>Containing over 32 p.c. and not over 33 p.c. . . .</i>						
	Great Britain . . .	1,383	2,581	1,627	2,680	1,552 42
	Gibraltar	6	13	6	13	6 66
	Hong Kong	3,283	639	3,283	639	1,701 88
	Newfoundland . .	27	125	27	125	49 92
	China	1,796	342	1,822	378	951 52
	France	577	973	753	1,068	666 78
	Italy			10	9	7 30
	Madeira			45	44	33 90
	Portugal	5,862	8,585	5,259	7,718	4,734 54
	Spain	15,172	17,341	13,883	17,287	11,572 28
	United States . . .	3,386	1,952	3,311	1,911	2,096 36
	Total	31,492	32,551	30,026	31,872	23,373 56
<i>Containing over 33 p.c. and not over 34 p.c. . . .</i>						
	Great Britain . . .	2,335	4,413	1,728	3,621	1,933 02
	Hong Kong	1,656	332	1,656	332	911 04
	Newfoundland . .	26	126	26	126	50 54
	China	1,716	370	1,654	335	910 96
	France	486	787	588	833	538 02
	Italy	53	69			
	Japan	90	17	90	17	49 20
	Portugal	7,056	9,569	8,170	11,236	7,374 10
	Spain	14,678	18,416	12,895	16,592	11,296 16
	United States . . .	2,153	1,343	2,596	1,617	1,757 14
	Total	30,249	35,442	29,403	34,709	24,820 18

SESSIONAL PAPER No. 11

OF IMPORTS—Continued.

FOR HOME CONSUMPTION.

Preferential Tariff.			Surtax Tariff.			Total.		
Quantity.	Value.	Duty.	Quantity.	Value.	Duty.	Quantity.	Value.	Duty Collected.
Galls.	\$	\$ cts.	Galls.	\$	\$ cts.	Galls.	\$	\$ cts.
						1,394	1,696	1,066 40
						2 463	471	1,126 50
						5,769	1,226	2,675 40
						226	344	193 60
						5	14	6 20
						194	176	130 40
						1,186	532	631 60
						1,495	2,234	1,268 20
						9,844	10,941	7,219 90
						1,130	780	686 00
						23,700	18,414	15,004 20
						1,692	2,334	1,427 76
						2,804	516	1,360 52
						3,310	699	1,633 00
						974	1,141	761 12
						313	135	175 09
						4,243	4,815	3,268 99
						17,288	16,812	12,477 46
						2,557	1,820	1,645 51
						33,181	28,272	22,749 45
						1,627	2,680	1,552 42
						6	13	6 66
						3,283	639	1,701 88
						27	125	49 92
						1,822	378	951 52
						753	1,068	666 78
						10	9	7 30
						45	44	33 90
						5,259	7,718	4,734 54
						13,883	17,287	11,572 28
						3,311	1,911	2,096 36
						30,026	31,872	23,373 56
						1,728	3,621	1,933 02
						1,656	332	911 04
						23	126	50 54
						1,654	335	910 96
						588	833	538 02
						90	17	49 20
						8,170	11,236	7,374 10
						12,895	16,592	11,296 16
						2,596	1,617	1,757 14
						29,403	34,709	24,820 18

6-7 EDWARD VII., A. 1907

No. 1.—GENERAL STATEMENT

ARTICLES IMPORTED.	COUNTRIES.	TOTAL IMPORTS.		ENTERED		
		Quantity.	Value.	General Tariff.		
				Quantity.	Value.	Duty.
DUTIABLE GOODS— <i>Con.</i>			\$		\$.8 cts.
Spirits and wines— <i>Con.</i>						
Wines of all kinds, except sparkling wines— <i>Con.</i>						
Containing over 34 p.c. and not over 35 p.c....						
	Great Britain...	3,414	5,391	2,654	4,952	2,865 68
	Gibraltar.....	4	21	4	21	8 38
	Hong Kong.....	316	65	316	65	183 82
	Newfoundland..	51	262	64	326	131 08
	China.....	279	50	304	61	176 38
	France.....	814	1,171	614	1,148	663 68
	Italy.....			29	68	35 48
	Portugal.....	4,814	8,388	4,536	7,748	4,683 12
	Spain.....	8,158	11,085	8,183	11,330	7,654 16
	United States...	897	621	961	661	698 02
	Total.....	18,747	27,054	17,665	26,380	17,099 80
Containing over 35 p.c. and not over 36 p.c....						
	Great Britain...	1,288	2,786	1,873	4,142	2,272 75
	Hong Kong.....	207	40	207	40	125 85
	Newfoundland..	33	145	29	130	54 95
	China.....	159	41	159	41	99 75
	France.....	37	112	100	306	146 80
	Portugal.....	5,269	9,739	3,873	6,781	4,164 45
	Spain.....	4,385	6,791	4,167	6,927	4,369 95
	United States...	258	298	378	685	413 40
	Total.....	11,636	19,952	10,786	19,052	11,647 90
Containing over 36 p.c. and not over 37 p.c....						
	Great Britain...	776	1,599	939	1,784	1,079 82
	China.....	45	13	45	13	36 00
	France.....	55	100	81	139	88 68
	Germany.....	58	58			
	Portugal.....	1,607	3,248	1,143	2,470	1,403 94
	Spain.....	684	1,217	811	1,349	875 08
	United States...	283	275	283	275	246 64
	Total.....	3,508	6,510	3,302	6,030	3,724 16
Containing over 37 p.c. and not over 38 p.c....						
	Great Britain...			31	52	34 51
	Hong Kong.....	24	9	24	9	17 34
	Newfoundland..	112	342	112	342	170 92
	China.....	48	12	48	12	32 88
	France.....	14	17	24	61	32 94
	Portugal.....	539	2,340	178	783	343 48
	Spain.....	163	297	165	305	192 15
	United States...			2	3	2 12
	Total.....	900	3,017	584	1,567	826 34
Containing over 38 p.c. and not over 39 p.c....						
	Great Britain...	6	97	6	97	32 94
	China.....	177	79	177	79	136 98
	Spain.....	100	468	100	213	127 90
	Total.....	283	644	283	389	297 82
Containing over 39 p.c. and not over 40 p.c....						
	Hong Kong.....	45	10	45	10	33 15
	China.....	701	189	701	189	526 37
	Total.....	746	199	746	199	559 52

6-7 EDWARD VII., A. 1907

No. 1.—GENERAL STATEMENT

ARTICLES IMPORTED.	COUNTRIES.	TOTAL IMPORTS.		ENTERED		
		Quantity.	Value.	General Tariff.		
				Quantity.	Value.	Duty.
		Doz.	§	Doz.	§	§ cts.
DUTIABLE GOODS—<i>Con.</i>						
Spirits and wines—<i>Con.</i>						
Champagne and all other sparkling wines—						
In bottles containing each not more than a quart but more than a pint, old wine measure	Great Britain	604	10,504	544	9,541	1,873 30
	Belgium	2	29	2	29	15 30
	France	7,287	95,231	7,335	96,310	24,552 60
	Germany	217	1,666			
	Italy	15	104	27	149	133 80
	Spain	2	15	7	37	27 60
	United States	116	1,634	128	1,819	734 40
	Total	8,243	109,183	8,043	107,885	27,337 20
In bottles containing not more than a pint but more than half a pint, old wine measure	Great Britain	632	5,641	593	5,295	998 85
	Belgium	6	31	6	31	19 20
	France	26,234	181,526	25,559	167,369	42,409 95
	Germany	284	1,217	20	102	33 00
	Spain			20	36	33 00
	United States	1,004	8,266	778	4,872	1,354 80
	Total	28,169	196,681	26,976	177,696	44,848 80
In bottles containing one-half pint each or less	Great Britain	14	49	18	53	14 76
	France	1,635	4,718	1,227	2,993	1,006 14
	Spain			20	48	16 40
	United States	22	104	34	135	31 18
	Total	1,671	4,871	1,299	3,139	1,068 48
In bottles containing more than one quart each		Doz. Galls.		Doz. Galls.		
	Great Britain	6 12	225	2 3	66	11 55
	France	5 15	251	3 6	101	19 80
	Total	11 27	476	5 9	167	31 35
Sponges	Great Britain		12,068		1,819	363 80
	B. W. Indies		2,569		358	71 60
	Cuba		1,940		2,409	481 80
	France		220		252	50 40
	Germany		167			
	Greece		78		78	15 60
	Russia		160		160	32 00
	United States		34,319		34,976	6,995 20
	Total		51,521		40,952	8,010 40

SESSIONAL PAPER No. 11

OF IMPORTS—Continued.

FOR HOME CONSUMPTION.

Preferential Tariff.			Surtax Tariff.			Total.		
Quantity.	Value.	Duty.	Quantity.	Value.	Duty.	Quantity.	Value.	Duty Collected.
	\$	\$ cts.	Doz.	\$	\$ cts.	Doz.	\$	\$ cts.
			7	69	58 40	551	9,610	1,931 90
						2	29	15 30
						7,335	96,310	24,552 60
			169	1,323	1,272 80	169	1,323	1,272 80
						27	149	133 80
						7	37	27 60
						128	1,819	734 40
			176	1,392	1,331 20	8,219	109,277	28,668 40
			2	7	7 20	595	5,302	1,006 05
						6	31	19 20
						25,559	167,360	42,409 95
			218	910	843 60	238	1,012	876 60
						20	36	33 00
						778	4,872	1,354 80
			220	917	850 80	27,196	178,613	45,699 60
						18	53	14 76
						1,227	2,903	1,006 14
						20	48	16 40
						34	135	31 18
						1,299	3,139	1,068 48
						Doz. Galls.		
						2	3	66
						3	6	101
						5	9	167
	12,197	1,626 21		95	25 33		14,111	2,015 34
	1,547	206 27					1,905	277 87
							2,409	481 80
							252	50 40
				167	44 52		167	44 52
							78	15 60
							160	32 00
							34,976	6,995 20
	13,744	1,822 48		262	69 85		54,058	9,912 73

6-7 EDWARD VII., A. 1907

No. 1.—GENERAL STATEMENT

ARTICLES IMPORTED.	COUNTRIES.	TOTAL IMPORTS.		ENTERED		
		Quantity.	Value.	General Tariff.		
				Quantity.	Value.	Duty.
		Lbs.	£	Lbs.	£	£ cts.
DUTIABLE GOODS— <i>Con.</i>						
Starch, including farina, corn starch, &c., &c.	Great Britain....	263,042	14,361	3,108	141	46 62
	Hong Kong.....	66,737	1,126	66,737	1,126	1,001 05
	Aust.-Hungary..	35,309	986	35,309	986	529 63
	Belgium.....	14,420	555	9,800	373	147 00
	China.....	33,192	471	33,192	471	497 88
	France.....	2,290	114	2,990	141	44 85
	Germany.....	40,751	1,088	38,571	968	578 57
	Holland.....	22,000	481	22,000	481	330 00
	Japan.....	2,016	51	2,016	51	30 24
	United States...	544,951	21,342	544,078	21,279	8,161 05
	Total.....	1,024,708	40,575	757,801	26,017	11,366 89
Stearic acid.....	Great Britain....	59,680	6,778			
	United States...	119,371	10,272	119,371	10,272	2,054 40
	Total.....	179,051	17,050	119,371	10,272	2,054 40
Stockinettes for the manufacture of rubber boots and shoes, imported by manufacturers of rubber boots and shoes, for use exclusively in the manufacture thereof in their own factories.....	Great Britain....		14,112			
	United States...		58,522		58,522	8,778 30
	Total.....		72,634		58,522	8,778 30
Stone and manufactures of— Flagstones, granite, rough freestone, sandstone, and all building stone, not hammered or chiselled.....		Tons.		Tons.		
	Great Britain....	248	2,143	52	692	103 80
	France.....	84	262	84	262	39 30
	United States...	14,392	64,589	14,392	64,589	9,688 35
	Total.....	14,724	66,994	14,528	65,543	9,831 45
Granite and freestones, dressed; all other building stone dressed, except marble....	Great Britain....	35	372			
	United States...	11,346	64,762	11,346	64,762	12,952 40
	Total.....	11,381	65,134	11,346	64,762	12,952 40
Granite, sawn only.....	Great Britain....	4	239			
	United States...	9,491	32,077	9,491	32,077	6,415 40
	Total.....	9,495	32,316	9,491	32,077	6,415 40
Granite, manufactures of, N.O.P.....	Great Britain....		87,815		1,143	400 05
	Italy.....		146		146	51 10
	United States...		6,756		6,756	2,364 60
	Total.....		94,717		8,045	2,815 75
Grindstones, not mounted and not less than 36 inches in diameter.....	Great Britain....		5,453		1,225	183 75
	United States...		43,230		43,230	6,484 50
	Total.....		48,683		44,455	6,668 25

SESSIONAL PAPER No. 11
OF IMPORTS—Continued.

FOR HOME CONSUMPTION.

Preferential Tariff.			Surtax Tariff.			Total.		
Quantity.	Value.	Duty.	Quantity	Value.	Duty.	Quantity.	Value.	Duty Collected.
Lbs.	\$	\$ cts.	Lbs.	\$	\$ cts.	Lbs.	\$	\$ cts.
248,050	13,898	2,480 50	13,263	369	265 27	264,421	14,408	2,792 39
						66,737	1,126	1,001 05
						35,309	986	529 63
						9,800	373	147 00
						33,192	471	497 88
						2,990	141	44 85
			2,180	120	43 60	40,751	1,088	622 17
						22,000	481	330 00
						2,016	51	30 24
			8,811	282	176 22	552,889	21,561	8,337 27
248,050	13,893	2,480 50	24,254	771	485 09	1,030,105	40,686	14,332 48
59,680	6,778	903 74				59,680	6,778	903 74
						119,371	10,272	2,054 40
59,680	6,778	903 74				179,051	17,050	2,958 14
	14,112	1,411 20					14,112	1,411 20
							58,522	8,778 30
	14,112	1,411 20					72,634	10,189 50
Tons.			Tons.			Tons.		
196	1,451	145 10				248	2,143	248 90
						84	262	39 30
						14,392	64,589	9,688 35
196	1,451	145 10				14,724	66,994	9,976 55
35	372	49 61				35	372	49 61
						11,346	64,762	12,952 40
35	372	49 61				11,381	65,134	13,002 01
4	239	31 87				4	239	31 87
						9,491	32,077	6,415 40
4	239	31 87				9,495	32,316	6,447 27
	86,672	20,224 13					87,815	20,624 18
							146	51 10
							6,756	2,364 60
	86,672	20,224 13					94,717	23,039 88
	3,182	318 20		1,046	209 20		5,453	711 15
							43,230	6,484 50
	3,182	318 20		1,046	209 20		48,683	7,195 65

6-7 EDWARD VII., A. 1907

No. 1.—GENERAL STATEMENT

ARTICLES IMPORTED.	COUNTRIES.	TOTAL IMPORTS.		ENTERED		
		Quantity.	Value.	General Tariff.		
				Quantity.	Value.	Duty.
DUTIABLE GOODS— <i>Con.</i>			\$		\$	\$ cts.
Stone and infrs. of— <i>Con.</i>						
Grindstones, N.E.S.	Great Britain.....		114			
	China.....		5	5		1 25
	United States.....		10,825	10,825		2,706 25
	Total.....		10,944	10,830		2,707 50
Paving blocks.	Great Britain.....		5,676			
	United States.....		19,141	19,141		3,828 20
	Total.....		24,817	19,141		3,828 20
Manufactures of stone, N.						
O.P.	Great Britain.....		729	9		2 70
	Hong Kong.....		9	9		2 70
	Aust.-Hungary.....		29	22		6 60
	Belgium.....		331	331		99 30
	China.....		32	32		9 60
	France.....		343	343		102 90
	Germany.....		1,036	86		25 80
	Japan.....		38	38		11 40
	United States.....		24,045	23,894		7,168 20
	Total.....		26,585	24,764		7,429 20
		Tons.		Tons.		
Straw.	United States..	127	941	127	941	188 20
Straw carpeting, rugs, mats and matting	Great Britain.....		169	28		7 00
	E. E. Indies.....		46			
	Hong Kong.....		136	136		34 00
	Belgium.....		44	44		11 00
	China.....		3,651	3,651		912 75
	Germany.....		77			
	Japan.....		35,133	35,909		8,977 25
	United States.....		7,955	7,032		1,758 00
	Total.....		46,311	46,800		11,700 00
Straw, manufactures of, not otherwise provided for.....	Great Britain.....		155	87		17 40
	Belgium.....		127	127		25 40
	China.....		27	27		5 40
	France.....		642	686		137 20
	Germany.....		12,452	245		49 00
	Holland.....		4,657	4,613		922 60
	Japan.....		172	172		34 40
	Sweden.....		1,421	1,421		284 20
	United States.....		1,002	875		175 00
	Total.....		20,655	8,253		1,650 60

SESSIONAL PAPER No. 11

OF IMPORTS—Continued.

FOR HOME CONSUMPTION.

Preferential Tariff.			Surtax Tariff.			Total.		
Quantity.	Value.	Duty.	Quantity.	Value.	Duty.	Quantity.	Value.	Duty Collected.
	\$	\$ cts.		\$	\$ cts.		\$	\$ cts.
.....	114	19 00	114	19 00
.....	5	1 25
.....	10,825	2,706 25
.....	114	19 00	10,944	2,725 50
.....	5,676	756 80	5,676	756 80
.....	19,141	3,828 20
.....	5,676	756 80	24,817	4,585 00
.....	666	133 20	54	21 60	729	157 50
.....	9	2 70
.....	22	6 60
.....	331	99 30
.....	32	9 60
.....	343	102 90
.....	950	380 00	1,036	405 80
.....	38	11 40
.....	151	60 40	24,045	7,228 60
.....	666	133 20	1,155	462 00	26,585	8,024 40
Tons.			Tons.			Tons.		
.....	127	188 20
.....	113	18 84	28	9 34	169	35 18
.....	46	7 67	46	7 67
.....	136	34 00
.....	44	11 00
.....	3,651	912 75
.....	77	25 64	77	25 64
.....	35,909	8,977 25
.....	23	7 68	7,055	1,765 68
.....	159	26 51	128	42 66	47,087	11,769 17
.....	68	9 07	155	26 47
.....	127	25 40
.....	27	5 40
.....	686	137 20
.....	12,207	3,255 20	12,452	3,304 20
.....	4,613	922 60
.....	172	34 40
.....	1,421	284 20
.....	127	33 91	1,002	208 91
.....	68	9 07	12,334	3,289 11	20,655	4,948 78

6-7 EDWARD VII., A. 1907

No. 1.—GENERAL STATEMENT

ARTICLES IMPORTED.	COUNTRIES.	TOTAL IMPORTS.		ENTERED		
		Quantity.	Value.	General Tariff.		
				Quantity.	Value.	Duty.
		Lbs.	£	Lbs.	£	£ cts.
DUTIABLE GOODS.						
Sugars, syrups and molasses— Sugar, above No. 16 D.S. in colour, and all refined sugars of whatever kinds, grades or standards.....	Great Britain... British Guiana... B.W. Indies... Hong Kong... Aust. Hungary... Belgium... China... Japan... United States...	26,201,319 43,587 163,036 105,678 77,845 148,745 15,489 136 328,302	777,295 1,430 4,543 3,867 2,070 4,923 297 2 14,225	1,191,563 290 117,678 125,480 112,000 100,989 136 268,365	37,934 8 4,314 4,100 3,346 3,447 2 9,216	14,904 69 2 50 1,472 95 1,569 50 1,400 00 1,263 36 1 70 2,605 64
Sugar, N.E.S., not above No. 16 D.S. in colour, sugar drainings, or pumpings drained in transit, melado or concentrated melado, tank bottoms and sugar concrete.....	Great Britain... British Africa... British Guiana... B.E. Indies... B.W. Indies... Fiji Islands... Hong Kong... Argentina... Belgium... Cent. Am. States... China... Dutch E. Indies... Mexico... Peru... United States... Total.....	297,480 10,807,896 96,655,257 305,535 220,126,593 13,095,152 12,116 153,958 17,675,648 1,395,700 3,223 24,847,946 1,541,375 3,451,092 477,249 390,846,220	6,911 272,535 2,050,342 5,432 4,195,995 454,333 223 4,348 392,541 33,027 64 595,652 30,889 79,141 9,502 8,121,935	74,320 284,672 36,789 1,063,940 12,116 58,400 26,096,257 3,159,265 3,223 32,563,128 1,541,375 10,687,446 478,249 76,063,180	1,724 7,364 758 19,960 223 1,724 678,075 74,964 64 837,339 30,889 188,850 9,532 1,851,466	569 62 1,300 00 233 88 5,847 11 46 05 373 76 188,783 28 22,772 63 29 77 230,365 19 11,945 65 74,719 17 2,384 39 539,370 50
Syrups and molasses of all kinds, N.O.P., the product of the sugar cane or beet, N.E.S., and all imitations thereof or substitutes there- for.....	Great Britain... Australia... B.W. Indies... China... Japan... United States... Total.....	96,631 1,680 167,412 321 564 3,331,374 3,597,982	3,304 92 1,822 8 18 51,553 56,797	4,000 1,680 321 564 3,025,826 3,032,391	438 92 8 18 46,868 47,424	30 00 12 60 2 41 4 23 22,693 70 22,742 94
Molasses produced in the pro- cess of the manufacture of cane sugar from the juice of the cane without any ad- mixture with any other in- gredient, when imported in the original package in which it was placed at the point of production and not afterwards subjected to any process of treating or mixing— Testing by polariscope, forty degrees or over.....	Great Britain... B.W. Indies... Newfoundland... Cuba... Porto Rico... United States... Total.....	572 1,626 92,663 945,237 130,860 1,170,958	11 574 9,163 211,174 32,997 253,919	1,630 94,840 1,130,232 108,592 309,734	597 7,119 272,011 30,007 309,734	28 52 1,659 70 19,778 90 1,905 59 23,372 71

SESSIONAL PAPER No. 11

OF IMPORTS—Continued.

FOR HOME CONSUMPTION.

Preferential Tariff.			Surtax Tariff.			Total.		
Quantity.	Value.	Duty.	Quantity.	Value.	Duty.	Quantity.	Value.	Duty Collected.
Lbs.	\$	\$ cts.	Lbs.	\$	\$ cts.	Lbs.	\$	\$ cts.
26,503,811	834,632	221,647 31	336	15	5 57	27,695,710	872,581	236,557 57
6,179	183	51 60				6,179	183	51 60
166,066	4,572	1,311 65				166,266	4,580	1,314 15
						117,678	4,314	1,472 95
			110	3	1 84	125,590	4,103	1,571 34
						112,000	3,346	1,400 00
						100,989	3,447	1,263 36
						136	2	1 70
						268,365	9,216	2,605 64
26,676,056	839,387	223,010 56	446	18	7 41	28,532,913	901,772	246,238 31
						74,320	1,724	569 62
5,591,845	142,867	25,419 95				5,876,517	150,231	26,719 95
105,242,994	2,476,688	503,872 68				105,279,783	2,477,446	504,106 56
430,253	7,874	2,252 03				430,253	7,874	2,252 03
218,345,718	4,587,417	1,036,531 68				219,411,658	4,607,377	1,042,378 79
14,755,620	269,080	69,385 43				14,755,620	269,080	69,385 43
						12,116	223	46 05
						58,400	1,724	373 76
						26,096,257	678,075	188,783 28
						3,159,265	74,964	22,772 63
						3,223	64	29 77
						32,565,128	837,339	230,365 19
						1,541,375	30,889	11,945 65
						10,687,446	188,850	74,719 17
						478,249	9,532	2,384 39
344,306,430	7,483,926	1,637,461 77				420,429,610	9,335,392	2,176,832 27
92,343	2,879	461 70				96,343	3,317	491 70
						1,680	92	12 60
34,454	604	172 24				34,454	604	172 24
						321	8	2 41
						561	18	4 23
						3,025,826	46,868	22,693 70
126,797	3,483	633 94				3,159,188	50,907	23,376 88
Galls.			Galls.			Galls.		
976	102	11 40				976	102	11 40
1,425	339	16 63				1,425	339	16 63
						1,630	597	28 52
						94,840	7,119	1,659 70
						1,130,232	272,011	19,778 90
						108,892	30,007	1,905 59
2,401	441	28 03				1,337,995	310,175	23,400 74

6-7 EDWARD VII., A. 1907

No. 1.—GENERAL STATEMENT

ARTICLES IMPORTED.	COUNTRIES.	TOTAL IMPORTS.		ENTERED		
		Quantity.	Value.	General Tariff.		
				Quantity.	Value.	Duty.
DUTIABLE GOODS— <i>Con.</i>		Galls.	\$	Galls.	\$	\$ cts.
Sugar, &c.— <i>Con.</i>						
Molasses, &c., 39 degrees . . .	United States . . .	729	226	2,008	430	55 22
" " 37 "	United States . . .	243	70	243	70	11 54
Sugar candy, brown or white, and confectionery, includ- ing sweetened gums, can- died peel and pop corn.		Lbs.		Lbs.		
	Great Britain . . .	1,363,407	159,926	37,781	4,606	1,801 00
	Hong Kong	25,035	748	25,035	748	386 98
	New Zealand	1,440	41	1,440	41	21 55
	Belgium	6,124	237	7,310	274	132 45
	China	44,982	1,251	44,982	1,251	662 76
	France	55,564	10,425	55,614	10,447	3,934 52
	Hawaii	246	20	246	20	8 23
	Holland	6,093	740	6,093	740	289 47
	Italy	22,237	1,922	14,100	1,295	523 75
	Japan	2,513	151	2,513	151	65 42
	Spain	2,016	164	2,016	164	67 48
	St. Pierre	13	1	13	1	0 42
	Switzerland	554	209	617	198	72 39
	Turkey	9,897	763	9,897	763	316 54
	United States . . .	756,701	127,907	747,820	126,786	48,114 22
	Total	2,296,822	304,505	955,477	147,485	56,397 18
Glucose or grape sugar, glu- cose syrup and corn syrup or any syrups containing any admixture thereof						
	Great Britain	9,520	431			
	Turkey	1,180	43	1,180	43	8 86
	United States . . .	2,225,062	40,596	2,225,062	40,596	16,687 97
	Total	2,235,762	41,070	2,226,242	40,639	16,696 83
Saccharine or any product containing over one-half per cent thereof						
	Great Britain	150	45			
	Aust. Hungary . . .	50	77	50	77	15 40
	France	618	471	618	471	94 20
	Switzerland	692	747	692	747	149 40
	United States . . .	607	591	607	591	118 20
	Total	2,117	1,931	1,967	1,886	377 20
Sugar, maple, and maple syrup						
	Great Britain	24,900	1,782			
	United States . . .	68,819	6,784	27,043	2,999	599 80
	Total	93,719	8,566	27,043	2,999	599 80
Tallow						
	Great Britain	15,062	1,557	9,121	962	192 40
	United States . . .	68,888	3,673	68,888	3,673	734 60
	Total	83,950	5,230	78,009	4,635	927 00

6-7 EDWARD VII., A. 1907

No. 1.—GENERAL STATEMENT

ARTICLES IMPORTED.	COUNTRIES.	TOTAL IMPORTS.		ENTERED		
		Quantity.	Value.	General Tariff.		
				Quantity	Value.	Duty.
DUTIABLE GOODS— <i>Con.</i>			\$		\$	\$ cts.
Tape lines of any material.....	Great Britain.....		11,384		82	20 50
	Belgium.....		1			
	France.....		50		50	12 50
	Germany.....		761			
	United States.....		16,321		16,252	4,063 00
	Total.....		28,517		16,384	4,096 00
		Lbs.		Lbs.		
Tea of Ceylon, black.....	Great Britain.....	1,478	376	108	49	4 90
	United States.....	30,230	4,589	30,290	4,605	460 50
	Total.....	31,708	4,965	30,398	4,654	465 40
Tea of Ceylon, green.....	United States.....	4,307	439	4,307	439	43 90
Tea of India, black.....	Great Britain.....	7,796	1,412	7,796	1,412	141 20
	United States.....	17,773	1,656	2,880	272	27 20
	Total.....	25,569	3,068	10,676	1,684	168 40
Tea of China, black.....	United States.....	30,080	6,468	29,358	6,322	632 20
Tea of China, green.....	United States.....	6,795	1,410	4,292	1,160	116 00
Tea of Japan, green.....	United States.....	40,962	6,265	77,041	9,937	993 70
" other countries, black.....	China.....	200	33	200	33	3 30
	United States.....	4,857	1,523	4,932	1,482	148 20
	Total.....	5,057	1,556	5,132	1,515	151 50
" " green.....	United States.....	23,746	4,317	9,577	1,225	123 50
Tinware, plain, japanned, or lithographed, and all manufactures of tin, N.E.S.....	Great Britain.....		29,673		1,724	431 00
	B. E. Indies.....		44		44	11 00
	Hong Kong.....		44		44	11 00
	Aust. Hungary.....		199		192	48 00
	Belgium.....		120		120	30 00
	China.....		65		65	16 25
	France.....		5,031		5,028	1,257 00
	Germany.....		5,983		103	25 75
	Holland.....		217		217	54 25
	Japan.....		63		63	15 75
	Sweden.....		123		123	30 75
	United States.....		187,409		187,303	46,825 75
	Total.....		228,971		195,026	48,756 50

SESSIONAL PAPER No. 11

OF IMPORTS—Continued.

FOR HOME CONSUMPTION.

Preferential Tariff.			Surtax Tariff.			Total.		
Quantity.	Value.	Duty.	Quantity.	Value.	Duty.	Quantity.	Value.	Duty Collected.
	\$	\$ cts.		\$	\$ cts.		\$	\$ cts.
.....	11,273	1,878 99	29	9 68	11,384	1,909 17
.....			1	0 17	1	0 17
.....			759	253 14	59	12 59
.....			759	253 14
.....			16,252	4,063 00
.....	11,273	1,878 99	789	262 99	28,446	6,237 98
Lbs.			Lbs			Lbs		
.....	1,370	327 21 80	1,478	376 26 70
.....			30,290	4,605 460 50
.....	1,370	327 21 80	31,768	4,981 487 20
.....				
.....			4,307	439 43 90
.....				
.....			7,796	1,412 141 20
.....			2,880	272 27 20
.....			10,676	1,684 168 40
.....				
.....			29,358	6,322 632 20
.....				
.....			4,292	1,160 116 00
.....				
.....			77,041	9,937 993 70
.....				
.....			200	33 3 30
.....			4,932	1,482 148 20
.....				
.....			5,132	1,515 151 50
.....				
.....			9,577	1,235 123 50
.....				
.....	25,889	4,315 19	1,814	604 67	29,427	5,350 86
.....			44	11 00
.....			44	11 00
.....			7	2 33	199	50 33
.....			120	30 00
.....			65	16 25
.....			5,028	1,257 00
.....			5,526	1,842 00	5,629	1,867 75
.....			217	54 25
.....			63	15 75
.....			123	30 75
.....			176	58 66	187,479	46,884 41
.....				
.....	25,889	4,315 19	7,523	2,507 66	228,438	55,579 35

6-7 EDWARD VII., A. 1907

No. 1.—GENERAL STATEMENT

ARTICLES IMPORTED.	COUNTRIES.	TOTAL IMPORTS.		ENTERED		
		Quantity.	Value.	General Tariff.		
				Quantity.	Value.	Duty.
		Lbs.	£	Lbs.	£	£ cts.
DUTIABLE GOODS—Con.						
Tobacco and manufactures of— Cigarettes	Great Britain...	17,114	38,866	14,489	34,178	52,011 50
	B. Poss., other..	346	468	342	477	1,145 25
	Hong Kong.....	62	8			
	Arabia.....			7	8	23 00
	Aust.-Hungary..	30	30	30	30	97 50
	Cuba.....	168	168	164	166	533 50
	Egypt.....	8,967	21,266	8,205	19,613	29,518 25
	France.....	768	143	18	17	58 25
	Germany.....	78	181	26	62	93 50
	Philippines.....			40	36	127 50
	Russia.....	5	3	5	3	15 75
	St. Pierre.....	6	10	6	10	20 50
	Turkey.....	6	27	6	27	24 75
	United States...	820	2,143	755	1,985	2,761 25
		Total ..	28,370	63,313	24,093	56,606
Cigars	Great Britain...	607	2,300	857	2,911	3,298 75
	B. E. Indies....	252	115	269	158	846 50
	B. Poss., other..			28	30	91 50
	B. W. Indies...	326	1,097	390	1,250	1,482 50
	Hong Kong.....	265	190	265	190	842 50
	Aust.-Hungary..	8	12	8	12	27 00
	Belgium.....	226	216	261	247	844 75
	China.....	160	321	160	321	560 25
	Cuba.....	101,440	374,267	98,754	370,715	388,940 75
	France.....	3	49	3	49	21 25
	Germany.....	596	902	3	8	11 00
	Holland.....	137	148	159	171	519 75
	Mexico.....	945	1,788	873	1,609	3,021 25
	Philippines.....	7,963	8,187	10,160	10,491	33,102 75
	Spain.....	104	256	104	256	376 00
Switzerland....	207	295	206	295	691 75	
United States...	2,965	12,495	4,005	15,241	15,825 25	
	Total	116,204	402,638	116,505	403,954	450,503 50
Tobacco, cut	Great Britain...	98,453	76,156	104,320	81,336	57,376 00
	Australia.....	500	167	500	167	275 00
	Hong Kong.....	8,259	1,401	8,169	1,388	4,492 95
	Aust.-Hungary..	3,258	1,572	3,258	1,572	1,791 90
	Belgium.....	16	12	16	12	8 80
	China.....	14,305	2,263	14,755	2,309	8,115 25
	Cuba.....	374	69	474	132	260 70
	Egypt.....	35	84	35	84	19 25
	France.....	1,592	2,158	1,049	625	576 95
	Germany.....	1,647	879	1,597	802	878 35
	Japan.....	176	25	176	25	96 80
	Roumania.....	136	36	136	36	74 80
	Russia.....	3,191	2,099	3,191	2,099	1,755 05
	Turkey.....	371	133	371	133	204 05
	United States...	196,803	102,204	183,336	93,140	100,834 80
	Total	329,116	189,258	321,383	183,860	176,760 65

SESSIONAL PAPER No. 11

OF IMPORTS—Continued.

OR HOME CONSUMPTION.

Preferential Tariff.			Surtax Tariff.			Total.		
Quantity.	Value.	Duty.	Quantity.	Value.	Duty.	Quantity.	Value.	Duty Collected.
Lbs.	\$	¢ cts.	Lbs.	\$	¢ cts.	Lbs.	\$	¢ cts.
						14,489	34,178	52,011 50
						342	477	1,145 25
						7	8	23 00
						30	39	97 50
						164	166	533 50
						8,205	19,613	29,518 25
						18	17	58 25
			26	57	123 00	52	119	216 50
						40	30	127 50
						5	3	15 75
						6	10	20 50
						6	27	24 75
						755	1,985	2,761 25
			26	57	123 00	24,119	56,663	86,553 50
						857	2,911	3,298 75
						269	158	846 50
						28	30	91 50
						390	1,250	1,482 50
						265	190	842 50
						8	12	27 00
						261	247	844 75
						160	321	560 25
						98,754	370,715	388,940 75
						3	49	21 25
			593	894	2,670 01	596	902	2,681 01
						159	171	519 75
						873	1,609	3,021 25
						10,160	10,491	33,102 75
						104	256	376 00
						206	295	691 75
						4,005	15,241	15,825 25
			593	894	2,670 01	117,098	404,848	453,173 51
						104,320	81,336	57,376 00
						500	167	275 00
						8,169	1,388	4,492 95
						3,258	1,572	1,791 90
						16	12	8 80
						14,755	2,309	8,115 25
						474	132	260 70
						35	84	19 25
						1,049	625	576 95
						1,597	802	878 35
						176	25	96 80
						136	36	74 80
						3,191	2,099	1,755 05
						371	133	204 05
						183,336	93,140	100,834 80
						321,383	183,860	176,760 65

6-7 EDWARD VII., A. 1907

No. 1.—GENERAL STATEMENT

ARTICLES IMPORTED.	COUNTRIES.	TOTAL IMPORTS.		ENTERED		
		Quantity.	Value.	General Tariff.		
				Quantity.	Value.	Duty.
		Lbs.	\$	Lbs.	\$	\$ cts.
DETTABLE GOODS—<i>Con.</i>						
Tobacco and mfrs. of— <i>Con.</i>						
Snuff	Great Britain...	2,245	883	2,245	883	1,122 50
	France.....	1,058	450	838	359	419 00
	Germany.....	88	21			
	Roumania.....	5		5		2 50
	Turkey.....	28	7	28	7	14 00
	United States..	38,969	17,297	39,598	16,899	19,799 00
	Total	42,393	18,658	42,714	18,148	21,357 00
All other manufactures of tobacco, N.E.S.	Great Britain...	14,401	5,732	13,198	5,293	6,599 00
	Newfoundland..	6	2	6	2	3 00
	China.....	90	13	90	13	45 00
	United States..	148,141	62,511	103,912	46,469	51,956 00
	Total	162,638	68,258	117,206	51,777	58,603 00
Foreign raw leaf tobacco, samples, unstemmed	Great Britain...	11	11	11	11	4 40
	Cuba.....			9	1	3 60
	United States..	22,735	11,866			
	Total	22,746	11,877	20	12	8 00
Tobacco pipes of all kinds, pipe mounts, cigar and cigarette holders and cases for same, smokers' sets and cases therefor and tobacco pouches.....	Great Britain...		253,139		150,525	52,683 75
	Hong Kong.....		244		244	85 40
	Aust.-Hungary..		36,421		35,722	12,502 70
	Belgium.....		187		187	65 45
	China.....		183		183	64 05
	Cuba.....		11		11	3 85
	France.....		86,196		86,335	30,217 25
	Germany.....		28,284		1,989	696 15
	Holland.....		3		3	1 05
	Italy.....		59		59	20 65
	Japan.....		717		717	250 95
	Switzerland....		30		30	10 50
	Turkey.....		1		1	0 35
	United States..		37,548		36,771	12,869 85
	Total		443,023		312,777	109,471 95
Trawls, trawling spoons, fly hooks, sinkers, swivels, and sportsman's fishing bait, and fish hooks, N.E.S.	Great Britain...		25,278		275	82 50
	Japan.....		4		4	1 20
	United States..		24,236		23,795	7,138 50
	Total		49,518		24,074	7,222 20
Trunks, valises, hat-boxes, carpet bags, satchels, tool bags or baskets, portmanteaus, fly-books and parts thereof, N. O.P.	Great Britain...		17,868		805	241 50
	Hong Kong.....		42		42	12 60
	Aust.-Hungary..		29		29	8 70
	China.....		60		60	18 00
	France.....		666		662	198 60
	Germany.....		2,446		133	39 90
	Japan.....		806		806	241 80
	Switzerland....		12		12	3 60
	United States..		80,694		80,013	24,003 90
	Total		102,623		82,562	24,768 60

SESSIONAL PAPER No. 11

OF IMPORTS—Continued.

FOR HOME CONSUMPTION.

Preferential Tariff.			Surtax Tariff.			Total.		
Quantity.	Value.	Duty.	Quantity.	Value.	Duty.	Quantity.	Value.	Duty Collected.
Lbs.	\$	\$ cts.	Lbs.	\$	\$ cts.	Lbs.	\$	\$ cts.
						2,245	883	1,122 50
						838	359	419 00
			88	21	58 67	88	21	58 67
						5		2 50
						28	7	14 00
						39,598	16,899	19,799 00
			88	21	58 67	42,802	18,169	21,415 67
						13,198	5,293	6,599 00
						6	2	3 00
						90	13	45 00
						103,912	46,469	51,956 00
						117,206	51,777	58,603 00
						11	11	4 40
						9	1	3 60
						20	12	8 00
	97,099	22,656 75		4,318	2,015 07		251,942	77,355 57
				84	39 20		244	85 40
							35,806	12,541 90
							187	65 45
							183	64 05
							11	3 85
				55	25 67		86,390	30,242 92
				25,881	12,077 80		27,870	12,773 95
							3	1 05
							59	20 65
							717	250 95
							30	10 50
							1	0 55
				83	38 78		36,854	12,908 63
	97,099	22,656 75		30,421	14,196 52		440,297	146,325 22
	25,003	5,000 60					25,278	5,083 10
							4	1 20
				31	12 40		23,826	7,150 90
	25,003	5,000 60		31	12 40		49,108	12,235 20
	16,864	3,372 80		174	69 60		17,843	3,683 90
							42	12 60
							29	8 70
							60	18 00
							662	198 60
				2,313	925 20		2,446	965 10
							806	241 80
							12	3 60
				376	150 40		80,389	24,154 30
	16,864	3,372 80		2,863	1,145 20		102,289	29,286 60

6-7 EDWARD VII., A. 1907

No. 1.—GENERAL STATEMENT

ARTICLES IMPORTED.	COUNTRIES.	TOTAL IMPORTS.		ENTERED		
		Quantity.	Value.	General Tariff.		
				Quantity.	Value.	Duty.
DUTIABLE GOODS— <i>Con.</i>		Galls.	£	Galls.	£	£ cts.
Turpentine, spirits of.....	Great Britain.....	10,067	5,329	7,370	4,001	200 05
	United States.....	888,093	597,730	888,093	597,730	29,886 50
	Total.....	898,160	603,059	895,463	601,731	30,086 55
Twine, manufactures of, viz.: hammocks and lawn tennis nets, sportsmans fish nets and other articles, N.O.P.....	Great Britain.....	1,612			394	118 20
	Belgium.....	37			37	11 10
	France.....	513			513	153 90
	United States.....	31,035			31,035	9,310 50
	Total.....		33,197		31,979	9,593 70
Umbrellas, parasols and sun- shades, of all kinds and ma- terials.....	Great Britain.....	42,131			281	98 35
	France.....	857			857	299 95
	Germany.....	374				
	Japan.....	679			679	237 65
	United States.....	9,081			9,145	3,200 75
Total.....		53,122		10,962	3,836 70	
Unenumerated articles.....	Great Britain.....	27,791			5,718	1,143 60
	Australia.....	356			350	70 00
	British Guiana.....	222			111	22 20
	B. W. Indies.....	357			262	52 40
	Hong Kong.....	377			377	75 40
	Newfoundland.....	282			282	56 40
	Aust. Hungary.....	7			7	1 40
	Belgium.....	2			2	0 40
	China.....	457			276	55 20
	France.....	7,745			7,742	1,548 40
	Germany.....	1,515			100	20 00
	Hawaii.....	42			42	8 40
	Holland.....	31			31	6 20
	Italy.....	223			223	44 60
	Japan.....	944			944	188 80
Turkey.....	11			11	2 20	
United States.....	84,646			84,950	16,990 00	
Total.....		125,002		101,428	20,285 60	
Varnish, lacquers, japans, japan dryers, liquid dryers, and oil finish, not elsewhere specified.		Galls.		Galls.		
	Great Britain.....	23,992	58,076	705	1,577	456 40
	Hong Kong.....	12	9	12	9	4 20
	France.....	109	331	109	331	88 00
	Germany.....	38	39			
	United States.....	64,755	110,532	64,357	109,784	34,828 20
Total.....		88,906	168,987	65,183	111,701	35,376 80
Vegetables, viz.— Melons.....	United States.....	No. 507,523	35,139	No. 505,689	35,087	8,771 75

SESSIONAL PAPER No. 11
OF IMPORTS—Continued.

FOR HOME CONSUMPTION.

Preferential Tariff.			Surtax Tariff.			Total.		
Quantity.	Value.	Duty.	Quantity.	Value.	Duty.	Quantity.	Value.	Duty Collected.
Galls.	\$	\$ cts.	Galls.	\$	\$ cts.	Galls.	\$	\$ cts.
1,594	785	26 19	1,043	528	35 20	10,007	5,314	261 44
						888,093	597,730	29,886 50
1,594	785	26 19	1,043	528	35 20	898,100	603,044	30,147 94
	1,548	309 60					1,942	427 80
							37	11 10
							513	153 90
							31,035	9,310 50
	1,548	309 60					33,527	9,903 30
	41,817	9,757 55					42,098	9,855 90
							857	299 95
				374	174 53		374	174 53
							679	237 65
				21	9 80		9,166	3,210 55
	41,817	9,757 55		395	184 33		53,174	13,778 58
	21,705	2,894 20		136	36 28		27,559	4,074 08
							350	70 00
							111	22 20
	217	28 93					479	81 33
							377	75 40
							282	56 40
							7	1 40
							2	0 40
							276	55 20
				1,415	377 33		7,742	1,548 40
							1,515	397 33
							42	8 40
							31	6 20
							223	44 60
							944	188 80
							11	2 20
				151	40 27		85,101	17,030 27
	21,922	2,923 13		1,702	453 88		125,052	23,662 61
Galls.			Galls.			Galls.		
23,331	56,605	10,658 29				24,036	58,182	11,114 69
						12	9	4 20
						109	331	88 00
			38	39	20 53	38	39	20 53
						64,357	109,784	34,828 20
23,331	56,605	10,658 29	38	39	20 53	88,552	168,345	46,055 62
No.			No.			No.		
						505,689	35,087	8,771 75

6-7 EDWARD VII., A. 1907

No. 1.—GENERAL STATEMENT

ARTICLES IMPORTED.	COUNTRIES.	TOTAL IMPORTS.		ENTERED		
		Quantity.	Value.	General Tariff.		
				Quantity.	Value.	Duty.
DUTIABLE GOODS— <i>Con.</i>		Bush.	\$	Bush.	\$	\$ cts.
Vegetables— <i>Con.</i>						
Potatoes	Great Britain...	14,396	5,712	43	21	6 45
	B. E. Indies ...	3	2	3	2	0 45
	China	17	6	17	6	2 55
	Japan	34	8	34	8	5 10
	United States...	227,155	126,163	222,142	123,078	33,321 31
	Total	241,605	131,891	222,239	123,115	33,335 86
Potatoes sweet and yams....	Great Britain...	15	14			
	B. W. Indies....	50	23			
	Hong Kong.....	583	217	583	217	58 30
	China	1,040	365	1,040	365	104 00
	Japan	48	25	48	25	4 80
	United States...	23,199	24,768	23,140	24,070	2,814 00
	Total	29,935	25,412	29,811	25,277	2,981 10
Tomatoes, fresh.....	B. W. Indies ...	11	33	11	33	5 50
	United States...	51,475	116,991	51,443	116,553	21,943 90
	Total	51,486	116,934	51,454	116,586	21,949 40
Tomatoes and other vege- tables, including corn and baked beans in cans or other packages, N.E.S.....		Lbs.		Lbs.		
	Great Britain...	30,986	2,412	24,158	1,462	362 37
	Hong Kong.....	55,984	1,148	55,984	1,148	839 76
	Belgium.....	21,510	1,418	47,271	3,983	709 07
	China	117,473	3,075	114,393	2,611	1,715 90
	France.....	742,691	60,501	702,791	57,789	10,541 86
	Germany	821	144			
	Italy	6,819	352	6,819	352	102 28
	Japan	28,588	1,665	29,663	1,668	444 95
	Norway.....	10,080	465	10,080	465	151 20
	St. Pierre.....	60	8	60	8	0 90
	Turkey.....	550	8	550	8	8 25
	United States...	1,488,798	58,309	1,681,188	63,077	25,217 82
	Total	2,504,360	129,505	2,672,957	131,671	40,094 36
Fresh or dry salted, N.O.P..	Great Britain...		52,118		51,438	12,859 50
	Australia.....		2,698		2,353	588 25
	B. W. Indies		398		152	38 00
	Hong Kong.....		5,120		5,120	1,280 00
	New Zealand.....		668		42	10 50
	Aust.-Hungary		149		149	37 25
	Belgium.....		42		42	10 50
	China		10,277		10,277	2,569 25
	Egypt.....		126		124	31 00
	France.....		513		513	128 25
	Germany		10,435		33	8 25
	Hawaii.....		39		39	9 75
	Italy		630		630	157 50
	Japan		6,933		6,933	1,733 25
	Spain		6,346		6,346	1,586 50
	Turkey.....		42		42	10 50
	United States...		267,088		263,909	65,977 25
	Total		363,532		348,142	87,035 50

SESSIONAL PAPER No. 11

OF IMPORTS—Continued.

FOR HOME CONSUMPTION.

Preferential Tariff			Surtax Tariff.			Total.		
Quantity.	Value.	Duty.	Quantity.	Value.	Duty.	Quantity.	Value.	Duty Collected.
Bush.	\$	\$ cts.	Bush.	\$	\$ cts.	Bush.	\$	\$ cts.
1,400	528	140 00				1,443	549	146 15
						3	2	0 45
						17	6	2 55
						34	8	5 10
						222,142	123,078	33,321 31
1,400	528	140 00				223,639	123,643	33,475 86
15	14	3 33				15	14	3 33
50	23	1 00				50	23	1 00
						583	217	58 30
						1,040	365	104 00
						48	25	4 80
						28,140	24,670	2,814 00
65	37	4 33				29,876	25,314	2,985 43
						11	33	5 50
						51,443	116,553	21,943 90
						51,454	116,586	21,949 40
Lbs.			Lbs.			Lbs.		
19,498	1,350	194 99				43,656	2,812	557 36
						55,984	1,148	839 76
						47,271	3,083	709 07
						114,393	2,611	1,715 90
			821	144	16 41	702,791	57,789	10,541 86
						821	144	16 41
						6,819	352	102 28
						29,663	1,668	444 95
						10,080	465	151 20
						60	8	0 90
						550	8	8 25
						1,681,188	63,077	25,217 82
19,498	1,350	194 99	821	144	16 41	2,693,276	133,165	40,305 76
	835	139 18		49	16 33		52,322	13,015 01
	246	41 00					2,353	588 25
	626	104 38					398	79 00
							5,120	1,280 00
							668	114 88
							149	37 25
							42	10 50
							10,277	2,569 25
							124	31 00
							513	128 25
			2,709	903 00			2,742	911 25
							39	9 75
							630	157 50
							6,933	1,733 25
							6,346	1,586 50
							42	10 50
			92	30 67			264,001	66,007 92
	1,707	284 56		2,850	950 00		352,699	88,270 06

6-7 EDWARD VII., A. 1907

No. 1.—GENERAL STATEMENT

ARTICLES IMPORTED.	COUNTRIES.	TOTAL IMPORTS.		ENTERED		
		Quantity.	Value.	General Tariff.		
				Quantity.	Value.	Duty.
		Galls.	£	Galls.	£	£ cts.
DUTIABLE GOODS— <i>Con.</i>						
Vinegar, of any strength not exceeding strength of proof...	Great Britain...	54,650	18,550	1,070	233	160 50
	Hong Kong.	1,305	121	370	63	55 50
	Aust.-Hungary..	42	10	42	10	6 30
	China.....	865	129	865	129	129 75
	France.....	2,179	693	3,559	911	533 85
	Germany.....	10,458	712			
	Japan.....	20	3	20	3	3 00
	St. Pierre.....	3	2	3	2	0 45
	United States...	24,170	2,859	23,636	2,715	3,545 40
	Total.....	93,683	23,079	29,565	4,066	4,434 75
Vinegar above strength of proof	Great Britain...	3,631	2,859	10	18	7 30
	France.....	810	104	1,157	177	212 95
	United States...	4,576	2,917	3,498	2,911	632 92
	Total.....	9,017	5,880	4,665	2,266	873 17
Watches.....	Great Britain...		12,892		10,681	2,670 25
	Newfoundland.....		160		35	8 75
	Aust.-Hungary..		505		505	126 25
	Belgium.....		29			
	France.....		8,765		7,782	1,945 50
	Germany.....		1,363		23	5 75
	Italy.....		20		20	5 00
	Switzerland.....		25,907		25,907	6,476 75
	United States...		32,782		32,778	8,194 50
	Total.....		82,423		77,731	19,432 75
Watch cases.....	Great Britain...		1,703		1,348	404 40
	Aust.-Hungary..		193		193	57 90
	France.....		2,679		2,661	798 30
	Germany.....		269			
	Japan.....		2		2	0 60
	Switzerland.....		10,185		10,185	3,055 50
	United States...		59,057		59,057	17,717 10
	Total.....		74,088		73,446	22,033 80
Watch actions and movements.	Great Britain...		7,779		6,698	669 80
	Aust.-Hungary..		2,330		2,330	233 00
	France.....		25,352		25,306	2,530 60
	Germany.....		2,201		100	10 00
	Switzerland.....		128,626		128,419	12,841 90
	United States...		601,549		601,530	60,153 00
	Total.....		767,837		764,383	76,438 30
Watch glasses and watch keys.	Great Britain...		4,836		1,755	438 75
	France.....		1,603		1,603	400 75
	Germany.....		2,416		6	1 50
	Switzerland.....		621		621	155 25
	United States...		2,330		2,327	581 75
	Total.....		11,806		6,312	1,578 00

SESSIONAL PAPER No. 11

OF IMPORTS—Continued.

FOR HOME CONSUMPTION.

Preferential Tariff.			Surtax Tariff.			Total.		
Quantity.	Value.	Duty.	Quantity.	Value.	Duty.	Quantity.	Value.	Duty Collected.
Galls.	\$	\$ cts.	Galls.	\$	\$ cts.	Galls.	\$	\$ cts.
53,624	18,863	5,362 40	33	12	6 60	54,727	19,168	5,529 50
						370	63	55 50
						42	10	6 30
						865	129	129 75
			10,458	712	2,091 60	3,559	911	533 85
						10,458	712	2,091 60
						20	3	3 00
						3	2	0 45
						23,636	2,715	3,545 40
53,624	18,863	5,362 40	10,491	724	2,098 20	93,680	23,653	11,895 35
4,802	3,517	3,898 68				4,812	3,535	3,905 98
						1,157	177	212 95
						3,498	2,011	652 92
4,802	3,517	3,898 68				9,467	5,723	4,771 85
	1,105	184 23		1,066	355 33		12,852	3,209 81
							35	8 75
							505	126 25
				983	327 65		8,765	2,273 15
				1,340	446 65		1,363	452 40
							20	5 00
							25,907	6,476 75
							32,778	8,194 50
	1,105	184 23		3,389	1,129 63		82,225	20,746 61
	123	24 60		164	65 60		1,635	494 60
				18	7 20		193	57 90
				269	107 60		2,679	805 50
							269	107 60
							2	0 60
							10,185	3,055 50
							59,057	17,717 10
	123	24 60		451	180 40		74,020	22,238 80
	503	33 54		78	10 40		7,279	713 74
				46	6 13		2,330	233 00
				2,101	280 13		25,352	2,536 73
				207	27 66		2,201	290 13
				19	2 54		128,626	12,869 50
							601,549	60,155 54
	503	33 54		2,451	326 80		767,337	76,798 64
	576	96 00		2,505	835 00		4,836	1,369 75
				2,410	803 33		1,603	400 75
				3	1 00		2,416	804 83
							621	155 25
							2,330	582 75
	576	96 00		4,918	1,639 33		11,806	3,313 33

6-7 EDWARD VII., A. 1907

No. 1.—GENERAL STATEMENT

ARTICLES IMPORTED.	COUNTRIES.	TOTAL IMPORTS.		ENTERED		
		Quantity.	Value.	General Tariff.		
				Quantity.	Value.	Duty.
		Lbs.	£	Lbs.	£	£ cts.
DUTIABLE GOODS—Con.						
Wax, bees.....	Great Britain....	428	113	70	26	2 60
	United States....	31,519	11,061	31,519	11,061	1,106 10
	Total	31,947	11,174	31,589	11,087	1,108 70
Wax, paraffine	Great Britain....	8,041	470	3	1	0 25
	China	68	11	68	11	2 75
	France.....	375	73	375	73	18 25
	United States....	104,128	9,167	103,750	9,101	2,275 25
	Total	112,612	9,721	104,196	9,186	2,296 50
Wax and manufactures of, N.E.S	Great Britain....		28,754		16,221	3,244 20
	Hong Kong		7		7	1 40
	Aust.-Hungary		1,170		1,170	234 00
	Belgium		39		39	7 80
	China		83		83	16 60
	France.....		728		728	145 60
	Germany.		1,479		382	76 40
	Japan		218		218	43 60
	United States....		51,131		50,823	10,164 60
	Total		83,609		69,671	13,934 20
Webbing, elastic and non- elastic.....	Great Britain....		64,226		1,976	395 20
	Belgium.....		316		316	63 20
	France.....		2,000		2,000	400 00
	Germany.....		2,334			
	United States....		134,710		134,710	26,942 00
Total		203,586		139,002	27,800 40	
Whips of all kinds, including thongs and lashes.....	Great Britain....		3,923		447	156 45
	France.....		39		39	13 65
	Germany.....		4			
	United States....		4,377		4,377	1,531 95
Total		8,343		4,863	1,702 05	
Window cornices and cornice poles of all kinds.....	Great Britain....		907		13	3 90
	United States....		11,589		11,589	3,476 70
	Total		12,496		11,602	3,480 60
Window shade or blind rollers.	Great Britain....		271			
	United States....		34,345		34,345	12,020 75
	Total		34,616		34,345	12,020 75

SESSIONAL PAPER No. 11

OF IMPORTS—Continued.

FOR HOME CONSUMPTION.

Preferential Tariff.			Surtax Tariff.			Total.		
Quantity.	Value.	Duty.	Quantity.	Value.	Duty.	Quantity.	Value.	Duty Collected.
Lbs.	\$	\$ cts.	Lbs.	\$	\$ cts.	Lbs.	\$	\$ cts.
358	87	5 80				428	113	8 40
						31,519	11,061	1,106 10
358	87	5 80				31,947	11,174	1,114 50
8,038	469	78 17				8,041	470	78 42
						68	11	2 75
			378	66	22 00	375	73	18 25
						104,128	9,167	2,297 25
8,038	469	78 17	378	66	22 00	112,612	9,721	2,396 67
	10,853	1,447 08		20	5 32		27,094	4,696 60
							7	1 40
							1,170	234 00
							39	7 80
							83	16 66
							728	145 60
				311	82 93		693	159 33
							218	43 60
				307	81 86		51,130	10,246 46
	10,853	1,447 08		638	170 11		81,162	15,551 39
	61,740	8,232 08		510	136 00		64,226	8,763 28
							316	63 20
							2,000	400 00
				2,334	622 39		2,334	622 39
							134,710	26,942 60
	61,740	8,232 08		2,844	758 39		203,586	36,790 87
	3,476	811 16					3,923	967 61
							39	13 65
				4	1 87		4	1 87
							4,377	1,531 95
	3,476	811 16		4	1 87		8,343	2,515 08
	894	178 80					907	182 70
							11,589	3,476 70
	894	178 80					12,496	3,659 40
	271	63 24					271	63 24
							34,345	12,020 75
	271	63 24					34,616	12,083 99

6-7 EDWARD VII., A. 1907

No. 1.—GENERAL STATEMENT

ARTICLES IMPORTED.	COUNTRIES.	TOTAL IMPORTS.		ENTERED		
		Quantity.	Value.	General Tariff.		
				Quantity.	Value.	Duty.
		Sq. yds.	£	Sq. yds.	£	£ cts.
DUTIABLE GOODS—Con.						
Window shades in the piece or cut and hemmed or mounted on rollers, N.E.S.	Great Britain...	52,388	7,561	960	191	66 85
	France.....	350	82	350	82	28 70
	Switzerland.....	35	9	35	9	3 15
	United States...	35,685	4,443	35,685	4,443	1,555 05
	Total	88,458	12,095	37,030	4,725	1,653 75
Wood and manufactures of— Barrels containing petroleum or its products, or any mixture of which petroleum forms a part, when such contents are chargeable with a specific duty		No.		No.		
	Great Britain...	205	205			
	United States...	36,560	37,089	36,191	36,719	7,238 20
	Total	36,765	37,294	36,191	36,719	7,238 20
Fishing rods.....	Great Britain...		2,054		69	20 70
	Japan.....		3		3	0 90
	United States...		10,137		10,137	3,941 10
	Total ...		12,194		10,209	3,062 70
Handles of all kinds, hickory.	Great Britain...		118			
	United States...		38,830		39,092	9,773 00
	Total		38,948		39,092	9,773 00
Handles of all kinds, ash....	Great Britain...		18			
	United States...		18,546		18,546	4,636 50
	Total		18,564		18,546	4,636 50
Caskets and coffins and metal parts thereof.....	United States...		23,869		23,869	5,967 25
Lasts of wood.....	United States...		29,056		29,056	7,264 00
Mouldings, plain, gilded or otherwise further manufactured.....	Great Britain...		456		88	22 00
	Germany.....		15			
	United States...		70,381		70,399	17,599 75
	Total.....		70,852		70,487	17,621 75
Rakes, hay.....	United States...	No.		No.		
		27,916	3,313	27,916	3,313	828 25
Show cases and metal parts thereof.....	Great Britain...	228	1,119	10	84	29 40
	Hong Kong.....	11	46	11	46	16 10
	Belgium.....		5			
	France.....	2	20	2	20	7 00
	Germany.....	17	37			
	Japan.....	1	6	1	6	2 10
	United States...	2,028	28,339	2,028	28,339	9,918 65
	Total	2,287	29,572	2,052	28,495	9,973 25

SESSIONAL PAPER No. 11

OF IMPORTS—Continued.

FOR HOME CONSUMPTION.

Preferential Tariff.			Surtax Tariff.			Total.		
Quantity.	Value.	Duty.	Quantity.	Value.	Duty.	Quantity.	Value.	Duty Collected.
Sq. yds.	\$	\$ cts.	Sq. yds.	\$	\$ cts.	Sq. yds.	\$	\$ cts.
51,428	7,370	1,719 66				52,388	7,561	1,786 51
						350	82	28 70
						35	9	3 15
						35,685	4,443	1,555 05
51,428	7,370	1,719 66				88,458	12,095	3,373 41
No.			No.			No.		
205	205	27 34				205	205	27 34
						36,191	36,719	7,238 20
205	205	27 34				36,396	36,921	7,265 54
	1,985	397 00					2,054	417 70
							3	0 90
							10,137	3,041 10
	1,985	397 00					12,194	3,459 70
	118	19 67					118	19 67
							39,092	9,773 00
	118	19 67					39,210	9,792 67
	18	3 00					18	3 00
							18,546	4,636 50
	18	3 00					18,564	4,639 50
							23,869	5,967 25
							29,056	7,264 00
	368	61 32					456	83 32
				15	5 00		15	5 00
							70,399	17,599 75
	368	61 32		15	5 00		70,870	17,688 07
No.			No.			No.		
						27,916	3,313	828 25
238	1,052	245 53				248	1,136	274 93
						11	46	16 10
				5	2 33		5	2 33
						2	20	7 00
			17	37	17 27	17	37	17 27
						1	6	2 10
						2,028	28,339	9,918 65
238	1,052	245 53	17	42	19 60	2,307	29,589	10,238 38

6-7 EDWARD VII., A. 1907

No. 1.—GENERAL STATEMENT

ARTICLES IMPORTED.	COUNTRIES.	TOTAL IMPORTS.		ENTERED		
		Quantity.	Value.	General Tariff.		
				Quantity.	Value.	Duty.
DUTIABLE GOODS— <i>Con.</i>			\$		\$	\$ cts.
Wood and mfrs. of— <i>Con.</i>						
Woodenware, churns, wash-boards, pounders and rolling-pins	Great Britain		36			
	United States.....		10,165		10,214	2,042 80
	Total		10,201		10,214	2,042 80
Woodenware, pails and tubs	Great Britain.....		21			
	China		4		4	1 00
	France.....		2		2	0 50
	Japan		1		1	0 25
	United States.....		27,068		27,136	6,784 00
	Total		27,096		27,143	6,785 75
Manufactures of wood, N.O.P.	Great Britain.....		29,485		2,801	700 25
	Australia		13		13	3 25
	B. E. Indies		49		49	12 25
	B. W. Indies		6		6	1 50
	Hong Kong.....		376		376	94 00
	Aust. Hungary		1,131		1,071	267 75
	Belgium		1,074		1,072	268 00
	China		487		487	121 75
	France.....		2,648		2,647	661 75
	Germany.....		10,243		229	57 25
	Holland.....		1,230		1,230	307 50
	Italy.....		97		97	24 25
	Japan		1,965		1,964	491 00
	Norway		565		565	141 25
	Russia		9		9	2 25
	Spain.....		8		8	2 00
	St. Pierre		45		45	11 25
	Sweden		930		930	232 50
	Turkey		114		114	28 50
	United States.....		858,543		854,992	213,748 00
	Total		909,048		868,705	217,176 25
Sawed boards, planks, deals, planed or dressed on one or both sides, when the edges thereof are jointed or tongued and grooved	United States	M. ft.	7,616	M. ft.	7,610	126,513 31,628 25
Lumber and timber manufactured, N.E.S.	Great Britain.....	M. ft.	9	M. ft.		
	United States.....		1,735		1,735	25,988 5,197 60
	Total		1,735		1,735	25,988 5,197 60
Umbrella, parasol and sun-shade sticks or handles, N.E.S.	Great Britain		2,056		167	33 40
	Aust. Hungary.....		399		399	79 80
	France.....		55		55	11 00
	Germany.....		1,216		46	9 20
	United States.....		10,460		10,460	2,092 00
	Total		14,186		11,127	2,225 40

SESSIONAL PAPER No. 11

OF IMPORTS—Continued.

FOR HOME CONSUMPTION.

Preferential Tariff.			Surtax Tariff.			Total.		
Quantity.	Value.	Duty.	Quantity.	Value.	Duty.	Quantity.	Value.	Duty Collected.
	\$	\$ cts.		\$	\$ cts.		\$	\$ cts.
.....	36	4 80	36	4 80
.....	10,214	2,042 80
.....	36	4 80	10,250	2,047 60
.....	21	3 50	21	3 50
.....	4	1 00
.....	2	0 50
.....	1	0 25
.....	27,136	6,784 00
.....	21	3 50	27,164	6,789 25
.....	25,655	4,276 20	840	280 00	29,296	5,256 45
.....	13	3 25
.....	49	12 25
.....	6	1 50
.....	60	20 00	376	94 00
.....	1,131	287 75
.....	1,072	268 00
.....	487	121 75
.....	10,227	3,409 00	2,647	661 75
.....	10,456	3,466 25
.....	1,230	307 50
.....	97	24 25
.....	1,964	491 00
.....	565	141 25
.....	9	2 25
.....	8	2 00
.....	45	11 25
.....	930	232 50
.....	114	28 50
.....	214	71 32	855,206	213,819 32
.....	25,655	4,276 20	11,341	3,780 32	905,701	225,232 77
M. ft.	M. ft.	M. ft.
.....	7,610	126,513	31,628 25
M. ft.	M. ft.	M. ft.
.....	9	1 20	9	1 20
.....	1,735	25,988	5,197 60
.....	9	1 20	1,735	25,997	5,198 80
.....	1,728	230 42	161	42 93	2,056	306 75
.....	399	79 80
.....	55	11 00
.....	1,170	312 00	1,216	321 20
.....	10,460	2,092 00
.....	1,728	230 42	1,331	354 93	14,186	2,810 75

6-7 EDWARD VII., A. 1907

No. 1.—GENERAL STATEMENT

ARTICLES IMPORTED.	COUNTRIES.	TOTAL IMPORTS.		ENTERED		
		Quantity.	Value.	General Tariff.		
				Quantity.	Value.	Duty.
DUTIABLE GOODS— <i>Con.</i>			\$		\$	\$ cts.
Wood and mfrs. of— <i>Con.</i>						
Veneers of wood, not over $\frac{3}{16}$ of an inch in thickness..	Great Britain.....		85		47	3 52
	France.....		26		26	1 95
	United States.....		181,487		181,487	13,612 01
	Total.....		181,598		181,560	13,617 48
Walking sticks and canes of all kinds, N. E.S.....	Great Britain.....		6,577		117	35 10
	Aust.-Hungary..		369		369	110 70
	France.....		524		524	157 20
	Germany.....		16			
	Japan.....		12		12	3 60
	United States... ..		11,965		11,504	3,571 20
	Total.....		19,463		12,926	3,877 80
Wood pulp.....	Great Britain.....		878			
	Germany.....		31			
	United States... ..		50,670		50,670	12,667 50
	Total.....		51,579		50,670	12,667 50
Willow or osier wares and all manufactures of like mater- ial not otherwise provided for.....	Great Britain.....		23			
	Sweden.....		2,118		2,118	529 50
	United States... ..		6,475		6,475	1,618 75
	Total.....		8,616		8,593	2,148 25
Wool, manufactures of —		Lbs.		Lbs.		
Blankets.....	Great Britain... ..	351,224	100,332	21,486	4,529	1,585 15
	Hong Kong.....	10	11	10	11	3 85
	Aust.-Hungary..	5,900	1,249	5,900	1,249	437 15
	France.....	10	12	10	12	4 20
	Germany.....	3,868	2,009			
	United States... ..	13,566	5,156	13,086	4,928	1,724 80
	Total.....	374,578	108,769	40,492	10,729	3,755 15
Cassimeres, cloths and doe- skins.....		Yds.		Yds.		
	Great Britain... ..	2,938,552	1,921,707	42,613	28,459	9,960 65
	Hong Kong.....	27	13	27	13	4 55
	Aust.-Hungary..	175	102	284	183	64 05
	Belgium.....	4,977	4,421	4,304	3,824	1,338 40
	France.....	76,898	43,166	76,603	42,857	14,999 95
	Germany.....	39,978	23,646			
	Holland.....	99	126	99	126	44 10
	Japan.....	10	13	10	13	4 55
	Spain.....	101	61	101	61	21 35
	Switzerland....	584	461	584	461	161 35
	United States... ..	13,827	9,445	13,722	9,205	3,221 75
	Total.....	3,075,228	2,003,161	138,347	85,202	29,820 70

SESSIONAL PAPER No. 11

OF IMPORTS—Continued.

FOR HOME CONSUMPTION.

Preferential Tariff.			Surtax Tariff.			Total.		
Quantity.	Value.	Duty.	Quantity.	Value.	Duty.	Quantity.	Value.	Duty Collected.
	\$	\$ cts.		\$	\$ cts.		\$	\$ cts.
.....	38	1 90	85	5 42
.....	26	1 95
.....	181,487	13,612 01
.....	38	1 90	181,598	13,619 38
.....	6,387	1,277 40	73	29 20	6,577	1,341 70
.....	369	110 70
.....	16	6 40	524	157 20
.....	16	6 40
.....	61	24 40	12	3 60
.....	6,387	1,277 40	150	60 00	11,965	3,595 60
.....	19,463	5,215 20
.....	878	146 33	878	146 33
.....	31	10 33	31	10 33
.....	50,670	12,667 50
.....	878	146 33	31	10 33	51,579	12,824 16
.....
.....	23	7 67	23	7 67
.....	2,118	529 50
.....	6,475	1,618 75
.....
.....	23	7 67	8,616	2,155 92
Lbs.	Lbs.	Lbs.
339,236	98,669	23,023 12	214	83	38 73	360,936	103,281	24,647 00
.....	10	11	3 85
.....	5,900	1,249	437 15
.....	10	12	4 20
.....	3,868	2,009	937 55	3,868	2,009	937 55
.....	13,086	4,928	1,724 80
339,236	98,669	23,023 12	4,082	2,092	976 28	383,810	111,490	27,754 55
Yds.	Yds.	Yds.
2,828,325	1,853,932	556,179 60	20,772	14,686	6,853 47	2,891,710	1,897,077	572,993 72
.....	27	13	4 55
.....	284	183	64 05
.....	4,304	3,824	1,338 40
.....	76,603	42,857	14,999 95
.....	39,283	23,238	10,844 37	39,283	23,238	10,844 37
.....	99	126	44 10
.....	10	13	4 55
.....	101	61	21 35
.....	584	461	161 35
.....	240	151	70 47	13,962	9,356	3,292 22
2,828,325	1,853,932	556,179 60	60,295	38,075	17,768 31	3,026,967	1,977,209	603,768 61

6-7 EDWARD VII., A. 1907

No. 1.—GENERAL STATEMENT

ARTICLES IMPORTED.	COUNTRIES.	TOTAL IMPORTS.		ENTERED		
		Quantity.	Value.	General Tariff.		
				Quantity.	Value.	Duty.
		Yds.		Yds.	£	£ cts.
DUTIABLE GOODS— <i>Con.</i>						
Wool and mfrs. of— <i>Con.</i>						
Coatings and overcoatings...	Great Britain...	1,803,700	1,138,218	20,838	13,770	4,819 50
	Belgium.....	1,988	2,586	1,988	2,586	905 10
	France.....	6,497	2,536	9,637	3,723	1,303 05
	Germany.....	25,320	22,946			
	Holland.....	537	658	537	658	230 30
	United States...	19	10	19	10	3 50
	Total.....	1,838,061	1,166,954	33,019	20,747	7,261 45
Tweeds.....	Great Britain...	3,890,123	2,062,157	62,718	27,843	9,745 05
	Aust.-Hungary..	348	131			
	Belgium.....	5,343	4,278	4,992	4,453	1,558 55
	France.....	41,763	16,024	41,763	16,024	5,608 40
	Germany.....	22,484	9,907			
	Holland.....	809	275	809	275	96 25
	United States...	1,720	687	474	282	98 70
	Total.....	3,962,590	2,092,559	110,756	48,877	17,106 95
Felt cloth, N.E.S.....	Great Britain...	12,539	11,185	61	170	59 50
	France.....	1,535	2,044	1,535	2,044	715 40
	Germany.....	1,282	1,078			
	United States...	14,200	18,281	14,200	18,281	6,398 35
	Total.....	29,556	32,588	15,796	20,495	7,173 25
Flannels.....	Great Britain...	628,173	107,552	43,311	9,734	3,406 90
	Aust.-Hungary..	5,556	1,128	5,556	1,128	394 80
	France.....	41,658	9,127	42,870	9,366	3,278 10
	Germany.....	63,358	13,117	7,225	933	326 55
	United States...	7,322	1,424	7,322	1,424	498 40
	Total.....	746,067	132,348	106,284	22,585	7,904 75
Knitted goods, including knitted underwear, N.E.S.	Great Britain...		297,755		11,687	4,090 45
	Newfoundland..		15		15	5 25
	Aust.-Hungary..		1,020		1,020	357 00
	Belgium.....		1,096		917	320 95
	China.....		5		5	1 75
	Denmark.....		347		347	121 45
	France.....		5,493		5,478	1,917 30
	Germany.....		48,149			
	Switzerland....		2,753		2,745	960 75
	United States...		50,426		49,535	17,337 25
	Total.....		407,059		71,749	25,112 15
Bed comforters and counter- panes.....		No.		No.		
	Great Britain...	6,042	13,728	123	442	154 70
	Hong Kong.....	2	7	2	7	2 45
	France.....	4	18	4	18	6 30
	United States...	1,643	2,274	1,643	2,274	795 90
	Total.....	7,691	16,027	1,772	2,741	959 35

6-7 EDWARD VII., A. 1907

No. 1.—GENERAL STATEMENT

ARTICLES IMPORTED.	COUNTRIES.	TOTAL IMPORTS.		ENTERED		
		Quantity.	Value.	General Tariff.		
				Quantity.	Value.	Duty.
DUTIABLE GOODS— <i>Con.</i>			§		§	§ cts.
Wool and mfrs. of— <i>Con.</i>						
Shawls	Great Britain		87,704		1,965	589 50
	Aust.-Hungary		153		151	45 30
	Belgium		39		39	11 70
	China		10		10	3 00
	France		569		560	168 00
	Germany		19,456			
	Japan		10		10	3 00
	Mexico		75		75	22 50
	Switzerland		498		498	149 40
	United States		1,477		1,370	411 00
	Total		109,982		4,678	1,403 40
		Doz.		Doz.		
Shirts of wool	Great Britain	3,318	26,279	42	316	110 60
	France	3	42	3	42	14 70
	Germany	285	1,016			
	United States	540	3,728	540	3,728	1,304 80
	Total	4,146	31,065	585	4,086	1,430 10
		Doz. pairs.		Doz. pairs.		
Socks and stockings of wool, worsted, the hair of the alpaca goat, &c., &c.	Great Britain	572,697	1,035,048	1,810	3,604	1,261 40
	Hong Kong	5	6	5	6	2 10
	China	35	16	35	16	5 60
	France	1,699	3,523	1,699	3,523	1,233 05
	Germany	38,716	65,777			
	Switzerland	67	329	67	329	115 15
	United States	13,532	15,997	13,355	15,777	5,521 95
	Total	626,751	1,120,696	16,971	23,255	8,139 25
Undershirts and drawers	Great Britain		165,207		8,496	2,973 60
	Belgium		1,184		1,184	414 40
	France		3,738		3,775	1,321 25
	Germany		5,772		452	158 20
	Sweden		672		672	235 20
	Switzerland		1,397		1,397	488 95
	United States		45,002		43,957	15,384 95
	Total		222,972		59,933	20,976 55
		Lbs.		Lbs.		
Yarns costing 30c. per lb. and over, imported on the cop, tube or in the hank by manufacturers of woollen goods for use in their pro- ducts	Great Britain	1,529,566	738,251	3,011	2,352	470 40
	Belgium	22,193	13,383	22,193	13,383	2,676 60
	France	195	199	195	199	39 80
	United States	2,570	1,635	2,570	1,635	327 00
	Total	1,554,524	753,468	27,969	17,569	3,513 80
Yarns, N. E. S.	Great Britain	203,490	119,219	7,612	2,199	659 70
	Belgium	35	41	35	41	12 30
	France	1,077	780	800	605	181 50
	Germany	79,183	39,350			
	Spain	2	2	2	2	0 60
	United States	1,632	710	1,632	710	213 00
	Total	285,419	160,102	10,081	3,557	1,067 10

SESSIONAL PAPER No. 11

OF IMPORTS—Continued.

FOR HOME CONSUMPTION.

Preferential Tariff.			Surtax Tariff.			Total.		
Quantity.	Value.	Duty.	Quantity.	Value.	Duty.	Quantity.	Value.	Duty Collected.
	\$	\$ cts.		\$	\$ cts.		\$	\$ cts.
	77,544	15,508 80		7,801 2	3,120 40		87,310 153	19,218 70
							39	11 70
							10	3 00
				18,986	7,594 40		560	168 00
							18,986	7,594 40
							10	3 00
							75	22 50
							498	149 40
				107	42 80		1,477	453 80
	77,544	15,508 00		26,896	10,758 40		109,118	27,670 60
Doz.			Doz.			Doz.		
3,221	25,566	5,965 58	55	397	185 27	3,318	26,279	6,261 45
						3	42	14 70
			285	1,016	474 13	285	1,016	474 13
						540	3,728	1,304 80
3,221	25,566	5,965 58	340	1,413	659 40	4,146	31,065	8,055 08
Doz. pairs.			Doz. pairs.			Doz. pairs.		
560,490	1,012,426	236,234 91	10,349	17,527	8,179 29	572,649	1,033,557	245,675 60
						5	6	2 10
						35	16	5 60
						1,699	3,523	1,233 05
			38,649	65,647	30,635 34	38,649	65,647	30,635 34
						67	329	115 15
			262	426	198 80	13,617	16,203	5,720 75
560,490	1,012,426	236,234 91	49,260	83,606	39,013 43	626,721	1,119,281	283,387 59
	155,989	36,397 67		912	425 60		165,397	39,796 87
							1,184	414 40
				5,320	2,482 68		3,775	1,321 25
							5,772	2,640 88
							672	235 20
				21	9 80		1,397	488 95
							43,978	15,394 75
	155,989	36,397 67		6,253	2,918 08		222,175	60,292 30
Lbs.			Lbs.			Lbs.		
1,548,680	745,008	99,335 03	19	9	2 40	1,551,740	747,369	99,807 83
						22,193	13,383	2,676 60
						195	199	39 80
						2,570	1,635	327 00
1,548,680	745,008	99,335 03	19	9	2 40	1,576,668	762,586	102,851 23
170,974	102,892	20,578 40	7,275	5,571	2,228 40	185,861	110,662	23,466 50
						35	41	12 30
			277	175	70 00	1,077	780	251 50
			79,183	39,350	15,740 00	79,183	39,350	15,740 00
						2	2	0 60
						1,632	710	213 00
170,974	102,892	20,578 40	86,735	45,096	18,038 40	267,790	151,545	39,683 90

6-7 EDWARD VII., A. 1907

No. 1.—GENERAL STATEMENT

ARTICLES IMPORTED.	COUNTRIES.	TOTAL IMPORTS.		ENTERED		
		Quantity.	Value.	General Tariff.		
				Quantity.	Value.	Duty.
DUTIABLE GOODS— <i>Con.</i>			\$		\$	\$ cts.
Wool, mfrs. of— <i>Con.</i>						
All fabrics and manufactures composed wholly or in part of wool, worsted, &c., N. E.S.						
	Great Britain.....	4,693,473	520,502	182,175	70	
	Newfoundland.....	41	41	14	35	
	Aust.-Hungary.....	9,200	9,182	3,213	70	
	Belgium.....	27,162	26,644	9,325	40	
	China.....	3	3	1	05	
	France.....	985,961	983,813	344,334	55	
	Germany.....	127,894	5,644	1,975	40	
	Holland.....	265	265	92	75	
	Japan.....	157	157	54	95	
	Persia.....	852	852	298	20	
	Switzerland.....	55,759	55,982	19,593	70	
	Turkey.....	156	156	54	60	
	United States.....	55,770	55,562	19,446	72	
	Total.....	5,956,693	1,658,803	580,581	07	
Women's and children's dress goods, coat linings, Italian cloths, alpacas, orleans, cashmeres, henriettas, serges, buntings, nun's cloth, bengalines, whip cords, twills, plains or jacquards of similar fabrics, composed wholly or in part of wool, worsted, the hair of the camel, alpaca, goat or like animal, not exceeding in weight six ounces to the square yard, imported in the gray or unfinished state for the purpose of being dyed or finished in Canada.....						
		Sq. yds.		Sq. yds.		
	Great Britain....	406,394	70,564	1,363	198	49 50
	France.....	89,529	20,860	103,123	23,254	5,813 50
	Switzerland.....	3,299	1,186	4,543	1,461	365 25
	Total.....	499,222	92,610	109,029	24,913	6,228 25
Clothing, women's and children's outside garments.....						
	Great Britain....	171,876	2,947	1,031	45	
	France.....	2,912	2,593	907	55	
	Germany.....	209,832	7	2	45	
	Italy.....	230	230	80	50	
	United States....	103,674	102,685	35,939	75	
	Total.....	488,524	108,462	37,961	70	
Clothing, ready-made and wearing apparel, N.E.S., composed wholly or in part of wool, worsted, &c., N.E.S.						
	Great Britain....	411,605	21,729	7,605	15	
	Hong Kong.....	155	155	54	25	
	Aust.-Hungary....	622	622	217	70	
	Belgium.....	761	761	266	35	
	China.....	1,527	1,527	534	45	
	France.....	9,248	8,958	3,135	30	
	Germany.....	99,665				
	Italy.....	214	214	74	90	
	Japan.....	383	383	134	05	
	Sweden.....	181	181	63	35	
	Switzerland.....	763	763	267	05	
	United States....	263,680	262,316	91,810	60	
	Total.....	788,804	297,609	104,163	15	

SESSIONAL PAPER No. 11
OF IMPORTS—Continued.

FOR HOME CONSUMPTION.

Preferential Tariff.			Surtax Tariff.			Total.		
Quantity.	Value.	Duty.	Quantity.	Value.	Duty.	Quantity.	Value.	Duty Collected.
	\$	\$ cts.		\$	\$ cts.		\$	\$ cts.
	4,107,222	1,232,166 60		77,665	36,243 51		4,705,389	1,450,585 81
				18	8 40		41	14 35
							9,200	3,222 10
							26,644	9,325 40
							3	1 05
				1,084	505 87		984,897	344,840 42
				120,680	56,317 03		126,324	58,292 43
							265	92 75
							157	54 95
							852	298 20
							55,982	19,593 70
							156	54 60
				176	82 13		55,738	19,528 85
	4,107,222	1,232,166 60		199,623	93,156 94		5,965,648	1,905,904 61
Sq. yds.			Sq. yds.			Sq. yds.		
361,776	63,369	10,561 51				363,139	63,567	10,611 01
						103,123	23,254	5,813 50
						4,543	1,461	365 25
361,776	63,369	10,561 51				470,805	88,282	16,789 76
	141,231	42,369 30		28,018	13,075 07		172,196	56,475 82
				288	134 40		2,881	1,041 95
				211,523	98,710 60		211,530	98,713 05
							230	80 50
				989	461 53		103,674	36,401 28
	141,231	42,369 30		240,818	112,381 60		490,511	192,712 60
	377,999	113,399 70		14,092	6,576 30		413,820	127,581 15
							155	54 25
							622	217 70
							761	266 35
							1,527	534 45
				290	135 34		9,248	3,270 64
				98,451	45,934 67		98,431	45,934 67
							214	74 90
							383	134 05
							181	63 35
							763	267 05
				1,095	511 00		263,411	92,321 60
	377,999	113,399 70		113,908	53,157 31		789,516	270,720 16

6-7 EDWARD VII., A. 1907

No. 1.—GENERAL STATEMENT

ARTICLES IMPORTED.	COUNTRIES.	TOTAL IMPORTS.		ENTERED		
		Quantity.	Value.	General Tariff.		
				Quantity.	Value.	Duty.
DUTIABLE GOODS— <i>Con.</i>		Yds.	£	Yds.	£	£ cts.
Wool and mfrs. of— <i>Con.</i>						
Carpets, Brussels.	Great Britain...	641,503	454,730	2,123	1,474	515 90
	Aust.-Hungary..	426	417	426	417	145 95
	France.....	1,211	737	1,211	737	257 95
	Germany.....	6,638	3,346			
	United States...	1,450	1,554	1,450	1,554	543 90
	Total	651,228	460,784	5,210	4,182	1,463 70
" tapestry.....	Great Britain...	1,576,118	561,931	6,459	2,248	786 80
	Aust.-Hungary..	1,572	656	1,572	656	229 60
	France.....	1,692	654	1,692	654	228 90
	Germany.....	536	547			
	United States...	1,531	587	1,531	587	205 45
	Total	1,581,249	564,175	11,254	4,145	1,450 75
" wool, N.E.S.....	Great Britain...	722,699	527,387	8,266	11,113	3,889 55
	Aust.-Hungary..	1,721	1,126	1,690	1,099	384 65
	France.....	4,483	2,833	4,483	2,893	1,012 55
	Germany.....	9,886	6,092			
	Holland.....	245	49	245	49	17 15
	Japan.....	420	79	420	79	27 65
	Turkey.....	1,021	1,117	1,021	1,117	390 95
	United States...	5,827	3,610	5,827	3,362	1,176 70
	Total	746,302	542,353	21,952	19,712	6,899 20
Felt, pressed, of all kinds, not filled or covered by or with any woven fabric.....						
	Great Britain...	50,160	19,809	311	166	33 20
	Aust.-Hungary..	232,538	71,438	249,127	76,728	15,345 60
	France.....	12,869	7,117	12,869	7,117	1,423 40
	Germany.....	158,118	50,917			
	United States...	357,982	40,893	357,982	40,893	8,178 60
	Total	811,667	190,174	620,289	124,904	24,980 80
Shoddy	Great Britain...	428,142	49,151	2,474	237	47 40
	United States...	16,316	552	16,316	552	110 40
	Total	444,458	49,703	18,790	789	157 80
Zinc, manufactures of, N.O.P.	Great Britain...		962		61	15 25
	Aust.-Hungary..		12		12	3 00
	Belgium.....		214		214	53 50
	France.....		571		571	142 75
	Germany.....		97			
	United States...		11,061		11,061	2,765 25
	Total		12,917		11,919	2,979 75

SESSIONAL PAPER No. 11

OF IMPORTS—Continued.

FOR HOME CONSUMPTION.

Preferential Tariff.			Surtax Tariff.			Total.		
Quantity.	Value.	Duty.	Quantity.	Value.	Duty.	Quantity.	Value.	Duty Collected.
Yds.	\$	\$ cts.	Yds.	\$	\$ cts.	Yds.	\$	\$ cts.
649,602	460,335	107,412 28	131	159	74 20	651,856	461,968	108,002 38
						426	417	145 95
						1,211	737	257 95
			6,638	3,346	1,561 47	6,638	3,346	1,561 47
						1,450	1,554	543 90
619,602	460,335	107,412 28	6,769	3,505	1,635 67	661,581	468,022	110,511 65
1,567,191	560,093	130,689 16	20	14	6 53	1,573,670	562,355	131,482 49
						1,572	656	229 60
						1,692	654	228 90
			356	347	161 93	336	347	161 93
						1,531	587	205 45
1,567,191	560,093	130,689 16	356	361	168 46	1,578,801	564,599	132,308 37
725,011	515,439	120,269 73	384	324	151 20	733,661	526,876	124,310 48
			31	27	12 60	1,721	1,126	397 25
						4,483	2,893	1,012 55
			9,886	6,092	2,842 92	9,886	6,092	2,842 92
						245	49	17 15
						420	79	27 65
						1,021	1,117	390 95
						5,827	3,362	1,176 70
725,011	515,439	120,269 73	10,301	6,443	3,006 72	737,264	541,594	130,175 65
Lbs.			Lbs.			Lbs.		
48,325	18,955	2,527 50	981	427	113 86	49,617	19,548	2,674 56
			641	315	84 00	249,771	77,043	15,429 60
						12,869	7,117	1,423 40
			158,118	50,917	13,577 86	158,118	50,917	13,577 86
						357,982	40,893	8,178 60
48,325	18,955	2,527 50	159,743	51,659	13,775 72	828,357	195,518	41,284 02
425,668	39,914	5,321 89				428,142	40,151	5,369 29
						16,316	552	110 40
425,668	39,914	5,321 89				444,458	40,703	5,479 69
	901	150 18					962	165 43
							12	3 00
							214	53 50
							571	142 75
				97	32 33		97	32 33
							11,061	2,765 25
	901	150 18		97	32 33		12,917	3,162 26

6-7 EDWARD VII., A. 1907

No. 1.—GENERAL STATEMENT

ARTICLES IMPORTED.	COUNTRIES.	TOTAL IMPORTS.		ENTERED		
		Quantity.	Value.	General Tariff.		
				Quantity.	Value.	Duty.
			§		§	§ cts.
DUTIABLE GOODS— <i>Con.</i>			§		§	§ cts.
Damaged goods, under sections 49 to 53 of Rev. Stat., cap. 32						
	Great Britain.....		1,882		665	137 14
	B. W. Indies.....		3,814		704	148 11
	Hong Kong.....		33		33	6 60
	Belgium.....		143		143	50 05
	France.....		17		17	3 40
	Germany.....		602			
	United States.....		12,337		12,337	2,791 77
	Total.....		18,828		13,899	3,137 07
Prepaid postal packages. Duty received by Customs from Post Office Department	Great Britain.....		18,399		18,399	3,680 15
Special duty on articles shipped to Canada at lower than usual home trade price						74,409 28
Additional duties, post entries over collections, &c.....						159,251 55
	Total, dutiable goods.....		176,790,332		112,938,969	33,301,541 57

SESSIONAL PAPER No. 11
OF IMPORTS—Continued.

FOR HOME CONSUMPTION.

Preferential Tariff.			Surtax Tariff.			Total.		
Quantity.	Value.	Duty.	Quantity.	Value.	Duty.	Quantity.	Value.	Duty Collected.
	\$	\$ cts.		\$	\$ cts.		\$	\$ cts.
	1,217	193 74					1,882	330 88
	3,110	588 42					3,814	736 53
							33	6 60
							143	50 05
				602	141 39		17	3 40
							602	141 39
							12,337	2,791 77
	4,327	782 16		602	141 39		18,828	4,060 62
							18,399	3,680 15
								74,409 28
								159,251 55
	54,164,102	11,158,853 14		5,943,038	2,210,706 47		173,046,109	46,671,101 18

6-7 EDWARD VII., A. 1907

No. 1.—GENERAL STATEMENT OF IMPORTS—*Continued.*

ARTICLES IMPORTED.	COUNTRIES.	IMPORTED.		ENTERED FOR HOME CONSUMPTION.	
		Quantity.	Value.	Quantity.	Value.
FREE GOODS.		No.	\$	No.	\$
THE MINE.					
Burrstones in blocks, rough or unmanufactured, not bound up or prepared for binding into mill stones	France.....	1,724	2,158	1,724	2,158
	Germany.....	6	314	6	314
	United States.....	16	189	16	189
	Total.....	1,746	2,661	1,746	2,661
Chalk stone, China or Cornwall stone, Cliff stone, and felspar, ground or unground	Great Britain.....		1,429		1,429
	United States.....		7,624		7,624
	Total.....		9,053		9,053
Clays, viz.—		Cwt.		Cwt.	
China clay	Great Britain.....	118,654	37,431	118,654	37,431
	United States.....	57,430	28,478	57,430	28,478
	Total.....	176,084	65,909	176,084	65,909
Fire clay	Great Britain.....		22,342		22,342
	United States.....		108,788		108,788
	Total.....		131,130		131,130
Pipe clay	Great Britain.....		364		364
	United States.....		969		969
	Total.....		1,333		1,333
Clays, all other, N.E.S.	Great Britain.....		3,954		3,954
	United States.....		18,178		18,178
	Total.....		22,132		22,132
Coal, anthracite, and anthracite coal dust.		Tons.		Tons.	
	Great Britain.....	48,247	162,953	48,247	162,953
	United States.....	2,152,616	10,141,350	2,152,616	10,141,350
	Total.....	2,200,863	10,304,303	2,200,863	10,304,303
Emery, in bulk, crushed or ground.	Great Britain.....		1,744		1,744
	Germany.....		14		14
	United States.....		20,023		20,023
	Total.....		21,781		21,781
Flint, flints and ground flint stones.		Cwt.		Cwt.	
	Great Britain.....	4,720	3,754	4,720	3,754
	France.....	3,207	1,499	3,207	1,499
	United States.....	23,181	14,082	23,181	14,082
	Total.....	31,108	19,335	31,108	19,335

SESSIONAL PAPER No. 11

No. 1.—GENERAL STATEMENT OF IMPORTS—*Continued.*

ARTICLES IMPORTED.	COUNTRIES.	IMPORTED.		ENTERED FOR HOME CONSUMPTION.	
		Quantity.	Value.	Quantity.	Value.
FREE GOODS—THE MINE— <i>Con.</i>			\$		\$
Fossils	United States.....		15		15
Fuller's earth in bulk only, not prepared for toilet and other purposes.	Great Britain.....		963		963
	United States.....		3,681		3,681
	Total.....		4,644		4,644
Gannister.....		Cwt.		Cwt.	
	Great Britain.....	10,564	2,336	10,564	2,336
	United States.....	2,239	783	2,239	783
Total.....		12,803	3,119	12,803	3,119
Gravels and sand.....		Tons.		Tons.	
	Great Britain.....	8,099	38,873	8,099	38,873
	Belgium.....	28	73	28	73
	France.....	6,229	12,285	6,229	12,285
	Germany.....	200	122	200	122
	United States.....	101,944	122,374	101,944	122,374
Total.....		116,500	173,727	116,500	173,727
Gypsum, crude (sulphate of lime)	Great Britain.....	29	455	29	455
	United States.....	6,303	21,553	6,303	21,553
	Total.....		6,332	22,008	6,332
Pumice and pumice stone, ground or unground.....	Great Britain.....		543		543
	France.....		67		67
	Germany.....		8		8
	Italy.....		777		777
	United States.....		7,658		7,658
	Total.....		9,053		9,053
Minerals, viz.: Alumina or oxide of aluminum.....		Cwt.		Cwt.	
	Great Britain.....	6,680	20,319	6,680	20,319
	Belgium.....	5,351	18,592	5,351	18,592
	Germany.....	13,907	52,045	13,907	52,045
	United States.....	50,136	103,127	50,136	103,127
Total.....		76,074	194,083	76,074	194,083
Cryolite or kryolite	Germany.....	60	324	60	324
	United States.....	3,994	22,469	3,994	22,469
	Total.....		4,054	22,793	4,054
Litharge.....	Great Britain.....	6,937	25,685	6,937	25,685
	Germany.....	1,851	7,018	1,851	7,018
	Holland.....	8	33	8	33
	United States.....	1,369	7,100	1,369	7,100
	Total.....		10,165	39,836	10,165

6-7 EDWARD VII., A. 1907

NO. 1.—GENERAL STATEMENT OF IMPORTS—*Continued.*

ARTICLES IMPORTED.	COUNTRIES.	IMPORTED.		ENTERED FOR HOME CONSUMPTION.	
		Quantity.	Value	Quantity.	Value.
FREE GOODS—THE MINK— <i>Con.</i>		Galls.	\$	Galls.	\$
Mineral waters, natural, not in bottle....	United States.....	8,285	1,754	8,285	1,754
Mineralogical specimens.....	Germany.....		207		207
	Norway.....		100		100
	United States.....		419		419
	Total.....		726		726
Ores of metals, all kinds, including cobalt ore.....		Cwt.		Cwt.	
	Great Britain.....	570	456	570	456
	Australia.....	420	310	420	310
	Newfoundland.....	8,982,622	460,501	8,982,622	460,501
	Norway.....	184,380	13,829	184,380	13,829
	Spain.....	228,620	27,400	228,620	27,400
	United States.....	8,282,079	1,767,540	8,282,079	1,767,540
	Total.....	17,678,691	2,270,036	17,678,691	2,270,036
Phosphate rock (fertilizer).....	Great Britain.....		960		960
	United States.....		19,537		19,537
	Total.....		20,497		20,497
Precious stones in the rough.....	Great Britain.....		215,691		215,691
	B. E. Indies.....		5,000		5,000
	Denmark.....		4,901		4,901
	France.....		49,477		49,477
	Germany.....		20,709		20,709
	Holland.....		52		52
	United States.....		10,083		10,083
	Total.....		305,913		305,913
Diamonds, unset, diamond dust or bort, and black diamonds for borers.....	Great Britain.....		351,980		351,980
	Br. Africa.....		1,352		1,352
	Aust.-Hungary.....		40,697		40,697
	Belgium.....		47,895		47,895
	France.....		249,414		249,414
	Germany.....		53,222		53,222
	Holland.....		342,879		342,879
	Italy.....		1,030		1,030
	United States.....		121,286		121,286
	Total.....		1,209,755		1,209,755
Salt, imported from the United Kingdom, or any British Possession, or imported for the use of the Sea or Gulf fisheries..		Cwt.		Cwt.	
	Great Britain.....	1,497,033	296,487	1,497,033	296,487
	Australia.....	1,547	880	1,547	880
	B. W. Indies.....	104,705	14,187	104,705	14,187
	Newfoundland.....	15,700	2,050	15,700	2,050
	Fr. W. Indies.....	2,427	330	2,427	330
	Italy.....	196,242	12,514	196,242	12,514
	Portugal.....	6,800	1,725	6,800	1,725
	St. Pierre.....	3,425	713	3,425	713
	Spain.....	171,702	16,462	171,702	16,462
	United States.....	31,219	6,866	31,219	6,866
	Total.....	2,030,800	352,214	2,030,800	352,214

SESSIONAL PAPER No. 11

No. 1.—GENERAL STATEMENT OF IMPORTS—Continued.

ARTICLES IMPORTED.	COUNTRIES.	IMPORTED.		ENTERED FOR HOME CONSUMPTION.	
		Quantity.	Value.	Quantity.	Value.
FREE GOODS—THE MINE— <i>Con.</i>		Cwt.	\$	Cwt.	\$
Silex or crystallized quartz.....	United States....	7,465	8,347	7,465	8,347
Tufa, calcareous.....	United States....	600	30	600	30
Whiting or whitening, gilders' whiting and Paris white.....	Great Britain.....	148,311	37,164	148,311	37,164
	United States.....	11,719	7,712	11,719	7,712
	Total	160,030	44,876	160,030	44,876
THE FISHERIES.					
Ambergris	United States.		141		141
Fish offal or refuse and fish skins.....	United States.....		203		203
Fur skins, undressed, the produce of marine animals	Newfoundland		16,020		16,020
Pearl, mother of, unmanufactured.....	Great Britain.....		355		355
	United States.....		3,554		3,554
	Total		3,909		3,909
Tortoise and other shells.....	Great Britain		94		94
	B. W. Indies.....		54		54
	United States.....		2,841		2,841
Total		2,989		2,989	
Turtles.....	B. W. Indies.....		28		28
	United States.....		765		765
	Total		793		793
Whalebone, unmanufactured.....	United States.....	Lbs. 7	59	Lbs. 7	59
Seed and breeding oysters, imported for the purpose of being planted in Canadian waters.....	United States.....		525		525
<i>Special from Newfoundland.</i>					
Fish— Cod, haddock, ling and pollock—fresh " " " dry salted—or smoked " " " pickled Halibut, fresh.....	Newfoundland	Lbs. 2,610	109	Lbs. 2,610	109
	Newfoundland....	Cwt. 180,781	812,344	Cwt. 180,781	812,344
	Newfoundland....	2,465	11,464	2,465	11,464
	Newfoundland....	Lbs. 8,750	544	Lbs. 8,750	544

6-7 EDWARD VII., A. 1907

No. 1.—GENERAL STATEMENT OF IMPORTS—*Continued.*

ARTICLES IMPORTED.	COUNTRIES.	IMPORTED.		ENTERED HOME CONSUMPTION.	
		Quantity.	Value.	Quantity.	Value.
FREE GOODS—THE FISHERIES— <i>Con.</i>			§		§
Fish— <i>Con.</i>		Lbs.		Lbs.	
Herring, fresh	Newfoundland	2,075,600	36,162	2,075,600	36,162
" pickled	Newfoundland	11,146,710	183,171	11,146,710	183,171
" smoked	Newfoundland	1,640	54	1,640	54
Lobsters, fresh in cans	Newfoundland	30	13	30	13
" preserved in cans	Newfoundland	244,255	58,760	244,255	58,760
Salmon, fresh	Newfoundland	121,441	10,974	121,441	10,974
" smoked	Newfoundland	200	31	200	31
" canned	Newfoundland	528	85	528	85
" pickled	Newfoundland	640,874	33,993	640,874	33,993
Fish, all other, fresh	Newfoundland		2,828		2,828
" pickled	Newfoundland	54,784	1,721	54,784	1,721
Fish Oil, viz.:—		Galls.		Galls.	
Cod	Newfoundland	102,500	33,959	102,500	33,959
Seal	Newfoundland	42,341	13,431	42,341	13,431
Other	Newfoundland	37,839	10,196	37,839	10,196
Other articles, produce of the fisheries, N.E.S.	Newfoundland		85		85
THE FOREST.					
Cork-wood	Great Britain		5,421		5,421
	Belgium		19		19
	France		436		436
	Portugal		12,452		12,452
	Spain		174		174
	United States		56,750		56,750
	Total		75,252		75,252
Barks, viz.: Cork-wood	France		94		94

SESSIONAL PAPER No. 11

No. 1.—GENERAL STATEMENT OF IMPORTS—*Continued.*

ARTICLES IMPORTED.	COUNTRIES.	IMPORTED.		ENTERED FOR HOME CONSUMPTION.	
		Quantity.	Value.	Quantity.	Value.
FREE GOOD—THE FOREST— <i>Con.</i>		Cords.	\$	Cords.	\$
Bark— <i>Con.</i>					
Hemlock.....	United States.....	36	171	36	171
Oak and tanners'.....	United States.....		283		283
(D) Shovel handles wholly of wood....	Great Britain.....		1,650		1,650
	United States.....		34,025		34,025
	Total.....		35,675		35,675
Felloes of hickory wood, rough sawn to shape only, or rough sawn and bent to shape, not planed, smoothed or otherwise manufactured.....	United States.....		26,744		26,744
Handle, heading, stave and shingle bolts.	United States.....		43,356		43,356
Hickory billets.....	United States.....		9,833		9,833
Hickory sawn to shape for spokes of wheels.	United States.....		6,681		6,681
Hickory spokes rough turned, not tenoned, mitred, throated, faced, sized, cut to length, round tenoned or polished.....	United States.....		108,100		108,100
Hubs for wheels, posts, last blocks, wagon, oar, gun, heading and all like blocks or sticks, rough hewn or sawed only.....	United States.....		14,359		14,359
Ivory nuts (vegetable).....	United States.....		27,009		27,009
Fence posts and railroad ties.....	Newfoundland.....		20		20
	United States.....		508,676		508,676
	Total.....		508,696		508,696
Logs, and round unmanufactured timber..	Australia.....		1,521		1,521
	Belgium.....		50		50
	United States.....		888,000		888,000
	Total.....		889,571		889,571
Lumber and timber, planks and boards, when not otherwise manufactured than rough sawn or split or creosoted, vulcanized, or treated by any other preserving process, viz. :—		Feet.		Feet.	
Boxwood.....	United States.....	5,560	430	5,560	430
Cherry, chestnut, gumwood and hickory and whitewood.....	Great Britain.....	39	16	39	16
	Australia.....	193,070	8,751	193,070	8,751
	United States.....	9,467,720	411,777	9,467,720	411,777
	Total.....	9,660,829	420,524	9,660,829	420,524

6-7 EDWARD VII., A. 1907

No. 1.—GENERAL STATEMENT OF IMPORTS—*Continued.*

ARTICLES IMPORTED.	COUNTRIES.	IMPORTED.		ENTERED FOR HOME CONSUMPTION.	
		Quantity.	Value.	Quantity.	Value.
THE FOREST— <i>Con.</i>					
Lumber and timber— <i>Con.</i>		Feet.	\$	Feet.	\$
Mahogany.....	Great Britain.....	187,142	17,233	187,142	17,233
	Australia.....	25,009	1,251	25,009	1,251
	United States.....	1,540,265	178,992	1,540,265	178,992
	Total.....	1,752,416	197,476	1,752,416	197,476
Oak.....	Great Britain.....	384	40	384	40
	Australia.....	7,921	716	7,921	716
	United States.....	32,843,918	1,238,503	32,843,918	1,238,503
	Total.....	32,852,223	1,239,259	32,852,223	1,239,259
Pitch pine.....	United States.....	22,576,299	565,474	22,576,299	565,474
Red wood.....	United States.....	72,840	2,658	72,840	2,658
Rose wood.....	Australia.....	54,010	4,396	54,010	4,396
	United States.....	1,079	378	1,079	378
	Total.....	55,089	4,774	55,089	4,774
Sandal wood.....	United States.....	517	56	517	56
Spanish cedar.....	Australia.....	1,963	198	1,963	198
	United States.....	37,424	7,190	37,424	7,190
	Total.....	39,387	7,388	39,387	7,388
Sycamore.....	United States.....	24,951	556	24,951	556
Walnut.....	United States.....	1,003,318	43,246	1,003,318	43,246
White ash.....	United States.....	1,715,091	72,034	1,715,091	72,034
African teak, black heart ebony, lignum vitæ, red cedar and satin-wood.....	Great Britain.....		2,427		2,427
	Australia.....		256		256
	B. W. Indies.....		19		19
	Hong Kong.....		275		275
	China.....		72		72
	Porto Rico.....		20		20
	United States.....		26,766		26,766
	Total.....		29,835		29,835
Timber hewn or sawed, squared or sided, or creosoted.....	Great Britain.....		4		4
	Australia.....		2,276		2,276
	United States.....		187,138		187,138
	Total.....		189,418		189,418

SESSIONAL PAPER No. 11

NO. 1.—GENERAL STATEMENT OF IMPORTS—*Continued.*

ARTICLES IMPORTED.	COUNTRIES.	IMPORTED.		ENTERED FOR HOME CONSUMPTION.	
		Quantity.	Value.	Quantity.	Value.
FREE GOODS—THE FOREST— <i>Con.</i>		M. ft.	\$	M. ft.	\$
Lumber and timber, &c.— <i>Con.</i>					
Sawed or split boards, planks, deals, and other lumber, when not further manufactured than dressed on one side only or cross-cut, vulcanized or treated by any preserving process.	Australia.	80	3,610	80	3,610
	Newfoundland.	544	5,867	544	5,867
	United States.	51,777	1,115,161	51,777	1,115,161
	Total	52,401	1,124,638	52,401	1,124,638
Pine and spruce clapboards.	United States.	323	2,860	323	2,860
Laths	Newfoundland	M. 1	2	M. 1	2
	United States.	467	1,432	467	1,432
	Total	468	1,434	468	1,434
Shingles	United States.	10,301	21,311	10,301	21,311
Staves, not listed or jointed, of wood of all kinds	United States.	6,622	198,835	6,622	198,835
Sawdust of the following woods:—Amaranth, cocoboral, boxwood, cherry, chestnut, walnut, gumwood, mahogany, pitch pine, rosewood, sandalwood, sycamore, Spanish cedar, oak, hickory, whitewood, African teak, black heart ebony, lignum vitæ, red cedar, redwood, satin-wood, white ash, persimmon and dogwood	Great Britain.		412		412
	United States.		3,211		3,211
	Total		3,623		3,623
Wood for fuel	United States.	Cords. 38,991	96,021	Cords. 38,991	96,021
ANIMALS AND THEIR PRODUCE.					
Animals for improvement of stock, viz.—		No.		No.	
Horses	Great Britain.	805	358,279	805	358,279
	Belgium.	16	13,896	16	13,896
	France.	29	19,935	30	20,135
	United States.	616	428,569	631	432,069
	Total	1,466	820,679	1,482	824,379
Cattle.	Great Britain.	119	12,741	119	12,741
	United States.	423	44,768	423	44,768
	Total	542	57,509	542	57,509

6-7 EDWARD VII., A. 1907

No. 1.—GENERAL STATEMENT OF IMPORTS—*Continued.*

ARTICLES IMPORTED.	COUNTRIES.	IMPORTED.		ENTERED FOR HOME CONSUMPTION.	
		Quantity.	Value.	Quantity.	Value.
		No.	\$	No.	\$
FREE GOODS—					
ANIMALS AND THEIR PRODUCE— <i>Con.</i>					
Animals for improvement of stock— <i>Con.</i>					
Sheep.....	Great Britain.....	318	8,236	318	8,236
	United States.....	16	452	16	452
	Total	334	8,688	334	8,688
Swine.....	Great Britain.....	58	1,755	58	1,755
	United States.....	30	609	30	609
	Total	88	2,364	88	2,364
Dogs.....	Great Britain.....	45	2,433	45	2,433
	United States.....	298	8,640	298	8,640
	Total	343	11,073	343	11,073
Goats.....	Belgium.....	17	51	17	51
	United States.....	5	45	5	45
	Total	22	96	22	96
Fowls, domestic, pure bred.....	Great Britain.....	118	567	118	567
	United States.....	3,597	8,136	3,597	8,136
	Total	3,715	8,703	3,715	8,703
Animals brought into Canada, temporarily, and for a period not exceeding three months, for the purpose of exhibition or competition for prizes offered by any agricultural or other association, viz.—					
Horses.....	United States.....	1,476	378,492		
Cattle.....	United States.....	25	6,125		
Sheep.....	United States.....	39	260		
All others, N.E.S.....	United States.....		3,310		
Bees.....	United States.....		596		596
Bones, crude, not manufactured, burned, calcined, ground or steamed.....		Cwt.		Cwt.	
	Great Britain.....	18	518	18	518
	Newfoundland.....	31,633	19,956	31,633	19,956
	China.....	1	3	1	3
	Germany.....	1	61	1	61
	United States.....	1,772	4,990	1,772	4,990
	Total	33,425	25,528	33,425	25,528

SESSIONAL PAPER No. 11

No. 1.—GENERAL STATEMENT OF IMPORTS—*Continued.*

ARTICLES IMPORTED.	COUNTRIES.	IMPORTED.		ENTERED FOR HOME CONSUMPTION.	
		Quantity.	Value.	Quantity.	Value.
		Cwt.	\$	Cwt.	\$
FREE GOODS. ANIMALS AND THEIR PRODUCE— <i>Con.</i>					
Bone dust, bone black or charred bone and bone ash	Great Britain Newfoundland United States Total	11 963 35,235 36,209	10 723 51,631 52,364	11 963 35,235 36,209	10 723 51,631 52,364
Bristles	Great Britain China France Germany United States Total	Lbs. 55,728 100 4,200 6,206 67,462 133,696	51,374 112 4,264 6,323 50,715 112,788	Lbs. 55,728 100 4,200 6,206 67,462 133,696	51,374 112 4,264 6,323 50,715 112,788
Cat-gut or worm-gut unmanufactured, for whip and other cord	Great Britain Germany United States Total		359 52 178 589		359 52 178 589
Egg yolk	Germany United States Total		2,816 3,424 6,240		2,816 3,424 6,240
Fur skins, of all kinds, not dressed in any manner, N.E.S.	Great Britain Australia B. E. Indies B. W. Indies Newfoundland China France Germany Philippines Russia United States Total		286,099 13,000 5,839 2 14,223 2,376 57,077 774,697 50 169,080 1,984,782 3,307,225		286,099 13,000 5,839 2 14,223 2,376 57,077 774,697 50 169,080 1,984,782 3,307,225
Grease, degreas and oleostearine	Great Britain Belgium Germany United States Total	211,023 1,552 362,507 1,204,698 1,779,780	7,004 56 7,683 62,067 76,810	211,023 1,552 362,507 1,204,698 1,779,780	7,004 56 7,683 62,067 76,810
Grease, rough, the refuse of animal fat, for the manufacture of soap and oils only	B. W. Indies Germany United States Total	400 462 6,495,809 6,496,671	8 19 303,880 303,907	400 462 6,495,809 6,496,671	8 19 303,880 303,907

6-7 EDWARD VII., A. 1907

No. 1.—GENERAL STATEMENT OF IMPORTS—*Continued.*

ARTICLES IMPORTED.	COUNTRIES.	IMPORTED.		ENTERED FOR HOME CONSUMPTION.	
		Quantity.	Value.	Quantity.	Value.
FREE GOODS — ANIMALS AND THEIR PRODUCE— <i>Con.</i>		Cwt.	\$	Cwt.	\$
Guano and other animal manures	Great Britain.....	112	143	112	143
	France.....	248	1,352	248	1,352
	Turkey.....	340	954	340	954
	United States.....	3,425	9,191	3,425	9,191
	Total	4,125	11,640	4,125	11,640
Hair, cleaned or uncleaned, but not curled, dyed or otherwise manufactured....		Lbs.		Lbs.	
	Great Britain	26,772	2,286	26,772	2,286
	New Zealand	2,274	208	2,274	208
	France.....	74,705	4,656	74,705	4,656
	Germany	4,816	1,637	4,816	1,637
United States.....	310,367	51,047	310,367	51,047	
Total	418,934	59,834	418,934	59,834	
Horse hair, not further manufactured than simply cleaned and dipped or dyed, for use in the manufacture of horse hair cloth	Great Britain.....	14,933	19,165	14,933	19,165
	China.....	717	296	717	296
	France.....	10	3	10	3
	Germany	5,001	7,001	5,001	7,001
	United States....	34,762	25,306	34,762	25,306
Total	55,423	51,771	55,423	51,771	
Hatters' furs, not on the skin	Great Britain		11,602		11,602
	Belgium.....		2,032		2,032
	Germany.....		593		593
	United States....		44,297		44,297
Total		58,524		58,524	
Hides and skins raw, whether dry salted or pickled, and tails undressed.....	Great Britain.....		1,903,096		1,903,096
	Australia		17,068		17,068
	British Africa.....		2,779		2,779
	B. E. Indies.....		191,145		191,145
	B. W. Indies.....		170,180		170,180
	Hong Kong		3,165		3,165
	Newfoundland		6,851		6,851
	New Zealand		35,791		35,791
	Argentina.....		1,415,388		1,415,388
	Belgium.....		46,186		46,186
	Brazil.....		16,219		16,219
	China.....		54,793		54,793
	Denmark.....		5,328		5,328
	France.....		329,259		329,259
	French Africa		14,548		14,548
	Germany.....		129,131		129,131
	Holland.....		26,391		26,391
	Mexico.....		144,450		144,450
	Russia.....		22,805		22,805
	St. Pierre.....		564		564
Sweden.....		2,224		2,224	
Turkey.....		146,314		146,314	
United States....		1,694,751		1,694,751	
Uruguay		173,893		173,893	
Total		6,552,319		6,552,319	

SESSIONAL PAPER No. 11

No. 1.—GENERAL STATEMENT OF IMPORTS—*Continued.*

ARTICLES IMPORTED.	COUNTRIES.	IMPORTED.		ENTERED FOR HOME CONSUMPTION.	
		Quantity.	Value.	Quantity.	Value.
FREE GOODS— ANIMALS AND THEIR PRODUCE— <i>Con.</i>			\$		\$
Hoofs, horn strips, horn and horn tips, in the rough, not polished or otherwise manufactured than cleaned.....	Great Britain..... British Africa..... Newfoundland..... France..... Germany..... Italy..... Norway..... United States..... Total..... 2,711..... 728..... 4,620..... 10,674..... 18,993	156..... 50..... 50..... 4..... 2,711..... 728..... 4,620..... 10,674..... 18,993 2,711..... 728..... 4,620..... 10,674..... 18,993	156..... 50..... 50..... 4..... 2,711..... 728..... 4,620..... 10,674..... 18,993
Ivory, unmanufactured.....	Great Britain..... Germany..... United States..... Total.....	Lbs. 32..... 10..... 1,256..... 1,298	125..... 43..... 6,665..... 6,833	Lbs. 32..... 10..... 1,256..... 1,298	125..... 43..... 6,665..... 6,833
Leeches.....	United States.....	247.....	247.....
Musk in pods or in grains.....	Great Britain..... United States..... Total.....	Oz. 1..... 255..... 256	19..... 2,246..... 2,265	Oz. 1..... 255..... 256	19..... 2,246..... 2,265
Pelts, raw.....	Great Britain..... New Zealand..... France..... St. Pierre..... United States..... Total..... 27,645..... 239,955	205,930..... 5,957..... 234..... 189..... 27,645..... 239,955 27,645..... 239,955	205,930..... 5,957..... 234..... 189..... 27,645..... 239,955
Pigeons, homing and messenger, pheasants and quails.....	Great Britain..... United States..... Total..... 3,073	25..... 3,048..... 3,073 3,073	25..... 3,048..... 3,073
Quills in their natural state or unplumed..	United States.....	2,461.....	2,461.....
Rennet, raw and prepared.....	Great Britain..... Denmark..... Germany..... Holland..... Sweden..... United States..... Total..... 41,887..... 65,294	378..... 11,280..... 8,038..... 1,850..... 1,861..... 41,887..... 65,294 41,887..... 65,294	378..... 11,280..... 8,038..... 1,850..... 1,861..... 41,887..... 65,294

6-7 EDWARD VII., A. 1907

No. 1.—GENERAL STATEMENT OF IMPORTS—*Continued.*

ARTICLES IMPORTED.	COUNTRIES.	IMPORTED.		ENTERED FOR HOME CONSUMPTION.	
		Quantity.	Value.	Quantity.	Value.
FREE GOODS. ANIMALS AND THEIR PRODUCE— <i>Con.</i>		Lbs.	§	Lbs.	§
Silk, raw or as reeled from the cocoon, not being doubled, twisted or advanced in manufacture in any way.....	China..... Japan..... United States..... Total.....	1,729 5,249 113,229 120,207	6,485 19,776 425,446 451,707	1,729 5,249 113,229 120,207	6,485 19,776 425,446 451,707
Silk in the gum or spun, imported by manufacturers of silk underwear for such manufactures in their own factories	Great Britain..... United States..... Total.....	86 362 448	222 1,951 1,273	86 362 448	222 1,951 1,273
Silk cocoons and silk waste.....	Great Britain..... Australia..... United States..... Total.....		2,636 190 254 3,080		2,636 190 254 3,080
Sausage skins or casings, not cleaned.....	Great Britain..... Germany..... Holland..... Japan..... United States..... Total.....		219 117 39 21 29 425		219 117 39 21 29 425
Wool not further prepared than washed, N.E.S.....	Great Britain..... Australia..... British Africa..... B. E. Indies..... B. W. Indies..... New Zealand..... Argentina..... Belgium..... Chili..... China..... France..... Holland..... Italy..... Russia..... Turkey..... United States..... Total.....	2,779,872 280,645 83,732 10,104 4,220 754,632 186,642 7,419 14,928 39,008 520,420 1,306 40,650 5,625 25,426 1,557,208 6,311,837	651,943 63,580 9,727 1,409 276 183,588 43,699 2,167 2,349 4,886 174,073 596 8,384 984 3,360 338,247 1,489,268	2,779,872 280,645 83,732 10,104 4,220 754,632 186,642 7,419 14,928 39,008 520,420 1,306 40,650 5,625 25,426 1,557,208 6,311,837	651,943 63,580 9,727 1,409 276 183,588 43,699 2,167 2,349 4,886 174,073 596 8,384 984 3,360 338,247 1,489,268

SESSIONAL PAPER No. 11

No. 1.—GENERAL STATEMENT OF IMPORTS—Continued.

ARTICLES IMPORTED.	COUNTRIES.	IMPORTED.		ENTERED FOR HOME CONSUMPTION.	
		Quantity.	Value.	Quantity.	Value.
FREE GOODS. AGRICULTURAL PRODUCTS.			§		§
Bamboo-reeds, not further manufactured than cut into suitable lengths for walking sticks or canes, or for sticks for umbrellas, parasols or sunshades, and bamboos unmanufactured.....	Great Britain..... B. E. Indies..... China..... Japan..... United States..... Total.....		67 11 8 1,868 4,112 6,066		67 11 8 1,868 4,112 6,066
Broom corn.....	United States.....		196,084		196,084
Cane and rattans not manufactured....	Great Britain..... B. E. Indies..... Germany..... Holland..... United States..... Total.....		2,658 9 149 412 8,066 11,294		2,658 9 149 412 8,066 11,294
Cocoa beans, not roasted, crushed or ground.....	Great Britain..... B. E. Indies..... B. W. Indies..... British Guiana..... Holland..... Portugal..... United States..... Total.....	Lbs. 241,419 33,800 465,452 2,400 66,013 11,202 936,505 1,756,791	33,525 4,319 48,249 304 10,907 1,204 115,871 214,379	Lbs. 241,419 33,800 465,452 2,400 66,013 11,202 936,505 1,756,791	33,525 4,319 48,249 304 10,907 1,204 115,871 214,379
Esparto, or Spanish grass, and other grasses and pulp of, including fancy grasses dried, but not coloured or otherwise manufactured.....	Great Britain..... United States..... Total.....	Cwt. 4 71 75	48 453 501	Cwt. 4 71 75	48 453 501
Fibre, Mexican, Istle, or Tampico.....	Great Britain..... Belgium..... France..... Germany..... United States..... Total.....	240 123 52 11 2,427 2,853	2,832 1,521 573 99 26,800 31,825	240 123 52 11 2,427 2,853	2,832 1,521 573 99 26,800 31,825
Fibre flax and flax tow.....	Great Britain..... United States..... Total.....	411 540 951	3,463 2,515 5,978	411 540 951	3,463 2,515 5,978

6-7 EDWARD VII., A. 1907

No. 1.—GENERAL STATEMENT OF IMPORTS—*Continued.*

ARTICLES IMPORTED.	COUNTRIES.	IMPORTED.		ENTERED FOR HOME CONSUMPTION.	
		Quantity	Value.	Quantity	Value.
		Cwt.	\$	Cwt.	\$
FREE GOODS.					
AGRICULTURAL PRODUCTS— <i>Con.</i>					
Fibre vegetable, N.E.S.	Great Britain.....	219	1,677	219	1,677
	B. E. Indies.....	216	642	216	642
	Belgium.....	48	358	48	358
	Germany.....	94	894	94	894
	United States.....	4,843	24,766	4,843	24,766
	Total.....	5,420	28,337	5,420	28,337
Florist stock, viz.—					
Palms, bulbs, corms, tubes, rhizomes, arucaria, spiræ and lilies of the valley	Great Britain.....		4,136		4,136
	B. W. Indies.....		61		61
	Hong Kong.....		383		383
	Newfoundland.....		23		23
	Aust. Hungary.....		42		42
	Belgium.....		7,590		7,590
	China.....		543		543
	France.....		4,951		4,951
	Germany.....		13,524		13,524
	Holland.....		40,622		40,622
	Italy.....		34		34
	Japan.....		3,505		3,505
	United States.....		33,298		33,298
	Total.....		108,712		108,712
Fruit, green, viz.—					
Bananas.....	B. W. Indies.....	Bunches. 55,092	46,350	Bunches. 55,092	46,350
	Cent. Am. States.....	650	650	650	650
	Hawaii.....	326	233	326	233
	United States.....	1,144,466	1,124,154	1,144,466	1,124,154
	Total.....	1,200,534	1,171,387	1,200,534	1,171,387
Pineapples.....		No.		No.	
	Australia.....	13,566	1,614	13,566	1,614
	B. W. Indies.....	35,223	2,899	35,223	2,899
	Fiji.....	500	72	500	72
	Hawaii.....	13,306	1,823	13,306	1,823
	United States.....	2,178,622	186,859	2,178,622	186,859
	Total.....	2,241,217	193,267	2,241,217	193,267
Guavas, mangoes, plantains, pome- granates, and shaddocks.....	Great Britain.....		85		85
	Australia.....		24		24
	B. W. Indies.....		6,100		6,100
	China.....		110		110
	United States.....		17,436		17,436
	Total.....		23,755		23,755
Berries, viz.: Wild blueberries, wild strawberries and wild raspberries.....	United States.....		1,642		1,642
Foot grease, the refuse of the cotton seed after the oil has been pressed out, but not when treated with alkalis.....	Great Britain.....	Cwt. 8	42	Cwt. 8	42
	United States.....	1,627	6,835	1,627	6,835
	Total.....	1,635	6,877	1,635	6,877

SESSIONAL PAPER No. 11

No. 1.—GENERAL STATEMENT OF IMPORTS—*Continued.*

ARTICLES IMPORTED.	COUNTRIES.	IMPORTED.		ENTERED FOR HOME CONSUMPTION.	
		Quantity.	Value.	Quantity.	Value.
FREE GOODS. AGRICULTURAL PRODUCTS— <i>Con.</i>					
Hemp, undressed.....	Great Britain.....	Cwt. 58,881	\$ 455,496	Cwt. 58,881	\$ 455,496
	Australia.....	3,052	18,722	3,052	18,722
	New Zealand.....	9,491	60,034	9,491	60,034
	Germany.....	130	760	130	760
	United States.....	52,303	379,370	52,303	379,370
Total.....		123,857	914,382	123,857	914,382
Indian corn, N.E.S.....	Great Britain.....	Bush. 11	13	Bush. 11	13
	Australia.....	1,673	1,292	1,673	1,292
	United States.....	10,130,812	5,544,552	9,964,737	5,457,080
	Total.....	10,132,496	5,545,767	9,966,421	5,458,295
Jute butts and jute.....	Great Britain.....	Cwt. 3,894	17,349	Cwt. 3,894	17,349
	United States.....	2,144	8,305	2,144	8,305
	Total.....	6,038	25,654	6,038	25,654
Locust beans and locust bean meal.....	Great Britain.....	Lbs. 2,240	43	Lbs. 2,240	43
	United States.....	15,429	695	15,429	695
	Total.....	17,669	738	17,669	738
Manilla grass.....	Great Britain.....	Cwt. 22,131	202,795	Cwt. 22,131	202,795
	Mexico.....	7,123	48,281	7,123	48,281
	United States.....	86,990	555,575	66,990	555,575
	Total.....	96,244	806,651	96,244	806,651
Osiers or willows, unmanufactured.....	Great Britain.....		1,004		1,004
	United States.....		319		319
	Total.....		1,323		1,323
Palm leaf, unmanufactured.....	United States.....		253		253
Seedling stock for grafting, viz.: Plum, pear, peach and other fruit trees.....	Great Britain.....		5		5
	France.....		3,017		3,017
	Holland.....		107		107
	United States.....		2,594		2,594
	Total.....		5,723		5,723
Seeds, viz.: Annato.....	Great Britain.....	Lbs. 25	46	Lbs. 25	46
	France.....	1,512	83	1,512	83
	United States.....	3,907	306	3,907	306
	Total.....	5,444	435	5,444	435

SESSIONAL PAPER No. 11

No. I.—GENERAL STATEMENT OF IMPORTS—*Continued.*

ARTICLES IMPORTED.	COUNTRIES.	IMPORTED.		ENTERED FOR HOME CONSUMPTION.	
		Quantity.	Value.	Quantity.	Value.
FREE GOODS. AGRICULTURAL PRODUCTS— <i>Con.</i>			\$		\$
Mushroom spawn.....	Great Britain.....		605		605
	France.....		11		11
	United States.....		364		364
	Total.....		980		980
Tobacco, unmanufactured, for excise purposes, under conditions of the Inland Revenue Act.....		Lbs.		Lbs.	
	Great Britain.....	11,284	1,945	11,851	1,947
	Cuba.....	186,387	58,812	225,630	57,108
	Dutch E. Indies.....			2,519	2,519
	Germany.....	97,014	11,479	29,457	3,160
	Holland.....	92,761	16,610	64,327	11,769
	United States.....	14,215,879	2,580,379	14,185,874	2,633,590
	Total.....	14,603,355	2,669,225	14,519,658	2,710,093
Trees, N.E.S.....	Great Britain.....		52		52
	France.....		216		216
	Holland.....		103		103
	United States.....		2,775		2,775
	Total.....		3,146		3,146
MANUFACTURED AND PARTLY MANUFACTURED ARTICLES.					
Admiralty charts.....	Great Britain.....		854		854
	United States.....		337		337
	Total.....		1,191		1,191
Album insides, made of paper.....	Great Britain.....		33		33
	United States.....		4		4
	Total.....		37		37
Artificial limbs.....	United States.....		21,225		21,225
Artificial teeth.....	Great Britain.....		26,775		26,775
	United States.....		78,419		78,419
	Total.....		105,194		105,194
Ash, pot and pearl, in packages of not less than 25 lbs.....	Great Britain.....	3,327	304	3,327	304
	Hong Kong.....	2,200	8	2,200	8
	Belgium.....	50,221	1,733	50,221	1,733
	Germany.....	4,956	165	4,956	165
	United States.....	226,907	10,210	226,907	10,210
	Total.....	287,611	12,420	287,611	12,420
Asphaltum or asphalt.....		Cwt.		Cwt.	
	Great Britain.....	465	918	465	918
	E. W. Indies.....	850	850	850	850
	United States.....	156,958	170,873	156,958	170,873
	Total.....	158,273	172,641	158,273	172,641

6-7 EDWARD VII., A. 1907

No. 1.—GENERAL STATEMENT OF IMPORTS—*Continued.*

ARTICLES IMPORTED.	COUNTRIES.	IMPORTED.		ENTERED FOR HOME CONSUMPTION.	
		Quantity	Value.	Quantity.	Value.
FREE GOODS. MANUFACTURED ARTICLES— <i>Con.</i>			£		£
Astrachan or Russian hair skins and China-goat plates or rugs, wholly or partially dressed but not dyed.....	Great Britain..... China..... France..... Germany..... United States..... Total.....		5,066 20,419 309 19,452 26,307 62,553		5,066 20,419 309 19,452 26,307 62,553
Bells, imported for the use of churches..	Great Britain..... France..... United States..... Total.....		7,208 42,864 20,332 70,404		7,208 42,864 20,332 70,404
Binder twine of hemp, jute, manilla or sisal, and of manilla and sisal mixed..	Great Britain..... United States..... Total.....	Lbs. 192,915 14,569,630 14,762,545	21,818 1,628,923 1,650,741	Lbs. 192,915 14,569,630 14,762,545	21,818 1,628,923 1,650,741
Binder twine, articles for the manufac- ture of.....	Great Britain..... United States..... Total.....		5,689 61,889 67,578		5,689 61,889 67,578
Blanc fixe and satin white.....	Great Britain..... Belgium..... United States..... Total.....	79,336 4,337 320,353 404,026	1,038 50 3,640 4,728	79,336 4,337 320,353 404,026	1,038 50 3,640 4,728
Blanketing and lapping and discs or mills for engraving copper rollers, im- ported by cotton manufacturers, calico printers and wall paper manufacturers for use in their own factories only....	Great Britain..... France..... United States..... Total.....		8,195 503 2,196 10,894		8,195 503 2,196 10,894
Blast furnace slag.....	Great Britain..... United States..... Total.....		16,831 2,174 19,005		16,831 2,174 19,005
Bolting cloth, not made up.....	Great Britain..... France..... Germany..... Switzerland..... United States..... Total.....		97 216 124 122 17,034 17,593		97 216 124 122 17,034 17,593

SESSIONAL PAPER No. 11

No. 1.—GENERAL STATEMENT OF IMPORTS—*Continued.*

ARTICLES IMPORTED.	COUNTRIES.	IMPORTED.		ENTERED FOR HOME CONSUMPTION.	
		Quantity.	Value.	Quantity.	Value.
			\$		\$
FREE GOODS.					
MANUFACTURED ARTICLES—<i>Con.</i>					
Bone pitch, crude only	United States.		718		718
Books, viz.: Bibles, prayer books, psalm and hymn books and religious tracts, &c.	Great Britain.		123,294		123,294
	Aust.-Hungary.		237		237
	Belgium.		18,610		18,610
	France.		23,758		23,758
	Germany.		2,773		2,773
	Holland.		144		144
	Italy.		36		36
	Russia.		48		48
	Switzerland.		180		180
	Turkey.		15		15
	United States.		69,566		69,566
	Total		238,655		238,655
Books, printed by or for any government or by any association for the promotion of science or letters and official annual reports of religious or benevolent associations and issued in the course of the proceedings of said associations, to their members, and not for the purpose of sale or trade	Great Britain.		772		772
	British Africa.		60		60
	Belgium.		24		24
	France.		210		210
	United States.		1,829		1,829
	Total		2,895		2,895
Books, embossed, for the blind, and books for the instruction of the deaf and dumb and blind.	Great Britain.		143		143
	France.		45		45
	United States.		152		152
	Total		340		340
Books, not printed or reprinted in Canada, which are included or used as text books in the curriculum of any university, incorporated college or normal school in Canada; books specially imported for the bona fide use of incorporated mechanics' institutes, public libraries, libraries or universities, colleges and schools, or for the library of any incorporated medical, law, literary, scientific or art association or society, and being the property of the organized authorities of such library, and not in any case the property of individuals	Great Britain.		58,711		58,711
	Hong Kong.		35		35
	Newfoundland.		40		40
	Aust.-Hungary.		12		12
	Belgium.		257		257
	China.		138		138
	France.		17,319		17,319
	Germany.		4,041		4,041
	Italy.		323		323
	Japan.		316		316
	United States.		180,981		180,981
	Total		262,173		262,173

6-7 EDWARD VII., A. 1907

No. 1.—GENERAL STATEMENT OF IMPORTS—*Continued.*

ARTICLES IMPORTED.	COUNTRIES.	IMPORTED.		ENTERED FOR HOME CONSUMPTION.	
		Quantity.	Value.	Quantity.	Value.
FREE GOODS.			\$		\$
MANUFACTURED ARTICLES— <i>Con.</i>					
Books, bound or unbound, which have been printed and manufactured more than twelve years.....	Great Britain		10,909		10,909
	Belgium.....		102		102
	France.....		3,162		3,162
	Germany.....		558		558
	Holland.....		495		495
	United States.....		5,548		5,548
	Total		20,774		20,774
Books, viz.:—Books on the application of science to industries of all kinds, including books on agriculture, horticulture, forestry, fish and fishing, mining, metallurgy, architecture, electric and other engineering, carpentry, shipbuilding, mechanism, dyeing, bleaching, tanning, weaving and other mechanic arts, and similar industrial books; also books printed in any language other than the English and French languages, or in any two languages not being English and French, or in any three or more languages	Great Britain.....		6,015		6,015
	Hong Kong.....		38		38
	Aust.-Hungary.....		183		183
	Belgium.....		1,327		1,327
	China.....		126		126
	Denmark.....		5		5
	France.....		8,311		8,311
	Germany.....		716		716
	Greece.....		25		25
	Iceland.....		2,235		2,235
	Italy.....		122		122
	Japan.....		100		100
	Russia.....		66		66
	Turkey.....		10		10
	United States.....		93,149		93,149
	Total		112,428		112,428
Manuscript and insurance maps	Great Britain.....		120		120
	United States.....		3,995		3,995
	Total		4,115		4,115
Bookbinders' cloth.....	Great Britain.....		26,424		26,424
	Germany.....		2,014		2,014
	United States.....		16,005		16,005
	Total		44,443		44,443
Brick, fire, for use in process of manufactures.....		M.		M.	
	Great Britain.....	8,749	121,533	8,749	121,533
	Germany.....	10	158	10	158
	United States.....	16,216	418,271	16,216	418,271
	Total	24,975	539,962	24,975	539,962

SESSIONAL PAPER No. 11

No. 1.—GENERAL STATEMENT OF IMPORTS—*Continued.*

ARTICLES IMPORTED.	COUNTRIES.	IMPORTED.		ENTERED FOR HOME CONSUMPTION.	
		Quantity.	Value.	Quantity.	Value.
FREE GOODS. MANUFACTURED ARTICLES— <i>Con.</i>		Yds.	\$	Yds.	\$
Buckram, for the manufacture of hat and bonnet shapes.....	Great Britain..... France..... Germany..... United States..... Total.....	13,495 280 17,874 45,865 77,514	2,621 191 2,359 6,612 11,783	13,495 280 17,874 45,865 77,514	2,621 191 2,359 6,612 11,783
Bullion or gold fringe.....	Great Britain..... France..... United States..... Total.....		310 3,490 182 3,982		310 3,490 182 3,982
Buttons, shoe, papier maché.....	Great Britain..... France..... United States..... Total.....	Gross. 18,611 300 69,322 88,233	532 10 1,956 2,498	Gross. 18,611 300 69,322 88,233	532 10 1,956 2,498
Canvas or fabric, not frictionized, for the manufacture of bicycle tires, imported by the manufacturers of bicycles for use exclusively in the manufacture of bicycle tires in their own factories.....	United States.....		17,125		17,125
Caplins, unfinished leghorn hats.....	Great Britain..... France..... Italy..... United States..... Total.....		571 281 85 1,162 2,099		571 281 85 1,162 2,099
Carbons over 6 inches in circumference, for use in Canadian manufactures.....	Great Britain..... France..... Sweden..... United States..... Total.....	No. 2,466 6,533 2,000 342,841 353,840	111 555 435 69,439 70,540	No. 2,466 6,533 2,000 342,841 353,840	111 555 435 69,439 70,540
Catgut or gut cord for musical instruments.....	Great Britain..... Aust.-Hungary..... Belgium..... France..... Germany..... United States..... Total.....		582 60 11 143 4,499 1,795 7,090		582 60 11 143 4,499 1,795 7,090
Celluloid, xylonite, or xyolite, in sheets and in lumps, blocks or balls in the rough..	Great Britain..... Germany..... United States..... Total.....		13,114 4,290 48,088 65,492		13,114 4,290 48,088 65,492

6-7 EDWARD VII., A. 1907

No. 1.—GENERAL STATEMENT OF IMPORTS—*Continued.*

ARTICLES IMPORTED.	COUNTRIES.	IMPORTED.		ENTERED FOR HOME CONSUMPTION.	
		Quantity.	Value.	Quantity.	Value.
			§		§
FREE GOODS. MANUFACTURED ARTICLES— <i>Con.</i>					
Chromometers and compasses for ships.	Great Britain		3,202		3,202
	Aust.-Hungary		188		188
	France		5		5
	Switzerland		129		129
	United States		8,815		8,815
	Total		12,339		12,339
Citron, lemon and orange rinds, in brine	Great Britain		1,732		1,732
	United States		161		161
	Total		1,893		1,893
Coal tar and coal pitch	Great Britain	Galls. 512,202	22,669	Galls. 512,202	22,669
	United States	2,282,485	131,959	2,282,485	131,959
	Total	2,794,687	154,628	2,794,687	154,628
Coke	Great Britain	Tons. 6,014	31,311	Tons. 6,014	31,311
	United States	474,208	1,280,064	474,208	1,280,064
	Total	480,222	1,311,375	480,222	1,311,375
Colours, metallic, viz.:—Oxides of cobalt, tin and copper. N.E.S.	Great Britain	Lbs. 4,281	1,110	Lbs. 4,281	1,110
	France	440	495	440	495
	Germany	46,545	15,155	46,545	15,155
	United States	162,754	50,167	162,754	50,167
	Total	214,020	66,927	214,020	66,927
Communion plate, imported for the use of churches	Great Britain		476		476
	Aust.-Hungary		40		40
	Belgium		361		361
	France		15,967		15,967
	Germany		39		39
	Holland		30		30
	Italy		143		143
	United States		5,533		5,533
	Total		22,589		22,589
Coir and coir yarns	Great Britain		8,186		8,186
	United States		300,466		300,466
	Total		308,652		308,652
Cotton waste, not dyed, &c	Great Britain	1,211,913	72,722	1,211,913	72,722
	Newfoundland	1,060	69	1,060	69
	Belgium	26,190	1,664	26,190	1,664
	Germany	218,231	9,813	218,231	9,813
	United States	8,091,064	528,832	8,091,064	528,832
	Total	9,548,458	613,100	9,548,458	613,100

SESSIONAL PAPER No. 11

No. 1.—GENERAL STATEMENT OF IMPORTS—*Continued.*

ARTICLES IMPORTED.	COUNTRIES.	IMPORTED.		ENTERED FOR HOME CONSUMPTION.	
		Quantity.	Value.	Quantity.	Value.
		Lbs.	\$	Lbs.	\$
FREE GOODS— MANUFACTURED ARTICLES— <i>Con.</i> Cotton wool or raw cotton	Great Britain	7,665	1,185	7,665	1,185
	China	211,790	22,876	211,790	22,876
	Egypt	37,854	5,835	37,854	5,835
	United States	67,743,738	7,596,729	67,743,738	7,596,729
	Total	68,001,047	7,626,625	68,001,047	7,626,625
Crucibles, clay or plumbago	Great Britain		6,741		6,741
	Germany		664		664
	United States		25,545		25,545
	Total		32,950		32,950
Curling stones		No.		No.	
	Great Britain	1,476	7,755	1,476	7,755
	United States	990	4,140	990	4,140
	Total	2,466	11,895	2,466	11,895
Diamond drills for prospecting for minerals not to include motive power	United States	26	40,620	26	40,620
Drugs, dyes, chemicals and medicines— Acid, boracic		Lbs.		Lbs.	
	Great Britain	191,477	9,875	191,477	9,875
	France	120	12	120	12
	Germany	615	48	615	48
	Italy	2,000	200	2,000	200
	United States	5,929	417	5,929	417
Total	200,141	10,552	200,141	10,552	
Acid, hydro-fluo-silicic	Great Britain	10,080	504	10,080	504
	United States	246,104	6,559	246,104	6,559
	Total	256,184	7,063	256,184	7,063
Acid, oxalic	Great Britain	19,112	1,178	19,112	1,178
	Belgium	46,014	2,284	46,014	2,284
	Germany	12,416	582	12,416	582
	Switzerland	2,073	219	2,073	219
	United States	78,647	4,213	78,647	4,213
	Total	158,262	8,476	158,262	8,476
Acid, tannic and blood albumen	Great Britain		1,457		1,457
	France		471		471
	Germany		721		721
	United States		8,084		8,084
	Total		10,733		10,733

6-7 EDWARD VII., A. 1907

No. 1.—GENERAL STATEMENT OF IMPORTS—*Continued.*

ARTICLES IMPORTED.	COUNTRIES.	IMPORTED.		ENTERED FOR HOME CONSUMPTION.	
		Quantity.	Value.	Quantity.	Value.
		Lbs.	£	Lbs.	£
FREE GOODS— MANUFACTURED ARTICLES— <i>Con.</i>					
Drugs, dyes, &c.— <i>Con.</i>					
Alazarine and artificial alazarine.....	Great Britain.....	4,650	640	4,650	640
	Germany.....	2,700	835	2,700	835
	United States.....	22,822	4,446	22,822	4,446
	Total.....	30,172	5,921	30,172	5,921
Alum, in bulk only, ground or unground, and alum cake.....	Great Britain.....	906,453	9,825	906,453	9,825
	Belgium.....	21,922	330	21,922	330
	Germany.....	38,773	340	38,773	340
	United States.....	3,801,631	41,419	3,801,631	41,419
	Total.....	4,768,779	51,914	4,768,779	51,914
Alumina, sulphate of.....	Great Britain.....	2,910,194	17,091	2,910,194	17,091
	Belgium.....	32,700	332	32,700	332
	Germany.....	57,933	541	57,933	541
	United States.....	750,045	10,183	750,045	10,183
	Total.....	3,750,872	28,147	3,750,872	28,147
Ammonia, nitrate of.....	Great Britain.....	44,748	3,337	44,748	3,337
	Germany.....	2,112	147	2,112	147
	United States.....	19,423	869	19,423	869
	Total.....	66,283	4,353	66,283	4,353
Ammonia, sulphate of.....	Great Britain.....	208,166	6,032	208,166	6,032
	Belgium.....	626	33	626	33
	United States.....	159,326	5,443	159,326	5,443
	Total.....	368,118	11,508	368,118	11,508
Aniline dyes and coal tar dyes, in bulk or packages of not less than 1 lb.....	Great Britain.....	107,107	27,413	107,107	27,413
	Aust. Hungary.....	2,497	480	2,497	480
	Belgium.....	26,663	5,042	26,663	5,042
	France.....	8,614	2,459	8,614	2,459
	Germany.....	571,653	137,923	571,653	137,923
	Switzerland.....	128,735	32,546	128,735	32,546
	United States.....	581,944	163,109	581,944	163,109
	Total.....	1,427,213	368,972	1,427,213	368,972
Aniline salts and arseniate of aniline.....	Great Britain.....	138,682	11,462	138,682	11,462
	France.....	25	17	25	17
	Germany.....	27,334	2,137	27,334	2,137
	United States.....	19,845	1,883	19,845	1,883
	Total.....	185,886	15,499	185,886	15,499
Aniline oil, crude.....	Great Britain.....	9,643	838	9,643	838
	United States.....	5,454	520	5,454	520
	Total.....	15,097	1,358	15,097	1,358

SESSIONAL PAPER No. 11

No. 1.—GENERAL STATEMENT OF IMPORTS—*Continued.*

ARTICLES IMPORTED.	COUNTRIES.	IMPORTED.		ENTERED FOR HOME CONSUMPTION.	
		Quantity	Value.	Quantity.	Value.
FREE GOODS. MANUFACTURED ARTICLES— <i>Con.</i>		Lbs.	§	Lbs.	§
Drugs, dyes, &c.— <i>Con.</i>					
Annatto, liquid or solid	Great Britain	724	83	724	83
	Germany	30	4	30	4
	United States	88,647	12,429	88,647	12,420
	Total	89,401	12,507	89,401	12,507
Antimony, or regulus of, not ground, pulverized or otherwise manufactured	Great Britain	212,559	29,142	212,559	29,142
	Belgium	7,070	1,050	7,070	1,050
	Germany	1,569	241	1,569	241
	United States	95,080	12,084	95,080	12,084
	Total	316,278	42,517	316,278	42,517
Antimony salts	Great Britain	59,664	10,438	59,664	10,438
	Belgium	8,200	1,159	8,200	1,159
	Germany	10,431	996	10,431	996
	United States	9,345	1,187	9,345	1,187
	Total	87,640	13,780	87,640	13,780
Argols or argal	Great Britain	1,202	124	1,202	124
	United States	167,011	7,191	167,011	7,191
	Total	168,213	7,315	168,213	7,315
Arsenic	Great Britain	12,629	799	12,629	799
	Aust. Hungary	11,022	700	11,022	700
	France	1,179	44	1,179	44
	Germany	32,307	1,880	32,307	1,880
	United States	389,838	15,746	389,838	15,746
	Total	446,975	19,169	446,975	19,169
Beans, viz.: Nux vomica, crude only	United States	163	4	163	4
Tonquin, crude only	Great Britain	28	16	28	16
	B. W. Indies	240	124	240	124
	United States	3,814	2,229	3,814	2,229
	Total	4,082	2,369	4,082	2,369
Vanilla, crude only	Great Britain	237	361	237	361
	France	55	87	55	87
	United States	15,772	29,241	15,772	29,241
	Total	16,064	29,689	16,064	29,689
Borax, ground or unground, in bulk of not less than 25 lbs.	Great Britain	2,443,667	76,202	2,443,667	76,202
	United States	49,829	2,075	49,829	2,075
	Total	2,493,496	78,277	2,493,496	78,277

6-7 EDWARD VII., A. 1907

No. 1.—GENERAL STATEMENT OF IMPORTS—*Continued.*

ARTICLES IMPORTED.	COUNTRIES.	IMPORTED.		ENTERED FOR HOME CONSUMPTION.	
		Quantity.	Value.	Quantity.	Value.
		Lbs.	£	Lbs.	£
FREE GOODS— MANUFACTURED ARTICLES— <i>Con.</i>					
Drugs, dyes, &c.— <i>Con.</i>					
Brimstone, crude, or in roll or flour, and sulphur crude in roll or flour	Great Britain.....	14,698,027	141,102	14,698,027	141,102
	France.....	67,173	1,730	67,173	1,730
	Italy.....	880,530	11,187	880,530	11,187
	Japan.....	2,366,222	18,703	2,366,222	18,703
	United States.....	25,035,720	263,434	25,035,720	263,434
	Total.....	43,047,672	436,156	43,047,672	436,156
Bromine.....	Germany.....	28	12	28	12
	United States.....	605	200	605	200
	Total.....	633	212	633	212
Burgundy pitch.....	United States.....	4,920	113	4,920	113
Cannwood and sumac and extract thereof	Great Britain.....	222,560	5,552	222,560	5,552
	Germany.....	2,669	59	2,669	59
	Italy.....	337,768	5,880	337,768	5,880
	United States.....	219,256	5,586	219,256	5,586
	Total.....	782,253	17,077	782,253	17,077
Chloralum or chloride of aluminium.....	United States.....	50	21	50	21
Chloride of lime in packages of not less than 25 lbs.....	Great Britain.....	3,838,633	38,023	3,838,633	38,023
	Belgium.....	413,337	4,316	413,337	4,316
	Germany.....	304,876	3,319	304,876	3,319
	United States.....	1,274,337	13,657	1,274,337	13,657
	Total.....	5,831,183	59,315	5,831,183	59,315
Cochineal.....	Great Britain.....	3,741	1,754	3,741	1,754
	United States.....	1,060	550	4,060	550
	Total.....	7,801	2,304	7,801	2,304
Copper, precipitate of, crude.....	Great Britain.....	1,878	302	1,878	302
	United States.....	3,110	316	3,110	316
	Total.....	4,988	618	4,988	618
Cream of Tartar in crystals.....	Great Britain.....	81,872	14,154	81,872	14,154
	France.....	1,076,745	162,362	1,076,745	162,362
	Germany.....	8,276	1,958	8,276	1,958
	United States.....	203,328	34,780	203,328	34,780
	Total.....	1,370,221	213,254	1,370,221	213,254

SESSIONAL PAPER No. 11

No. 1.—GENERAL STATEMENT OF IMPORTS—*Continued.*

ARTICLES IMPORTED.	COUNTRIES.	IMPORTED.		ENTERED FOR HOME CONSUMPTION.	
		Quantity.	Value.	Quantity.	Value.
		Lbs.	£	Lbs.	£
FREE GOODS— MANUFACTURED ARTICLES— <i>Con.</i>					
Drugs, dyes, &c.— <i>Con.</i>					
Cyanide of potassium.....	Great Britain.....	61,164	10,852	61,164	10,852
	France.....	50	12	50	12
	Germany.....	177	27	177	27
	United States.....	51,470	9,548	51,470	9,548
	Total.....	112,861	20,439	112,861	20,439
Dragon's blood.....	Great Britain.....	3	2	3	2
	France.....	35	23	35	23
	United States.....	357	232	357	232
	Total.....	395	257	395	257
Dyes, patent prepared.....	Great Britain.....	3,800	355	3,800	355
	France.....	7,095	1,046	7,095	1,046
	Germany.....	16,425	1,562	16,425	1,562
	United States.....	11,631	2,269	11,631	2,269
	Total.....	38,951	5,232	38,951	5,232
Dyeing or tanning articles in a crude state used in dyeing or tanning, N. E. S.	Great Britain.....	134,163	3,808	134,163	3,808
	Belgium.....	29,150	948	29,150	948
	France.....	2,395	284	2,395	284
	Germany.....	60	37	60	37
	United States.....	698,449	16,820	698,449	16,820
	Total.....	864,217	21,897	864,217	21,897
Extract of logwood, fustic, oak, and of oak bark and quebracho.....	Great Britain.....	3,185,122	96,077	3,185,122	96,077
	B. W. Indies.....	21,190	2,437	21,190	2,437
	Belgium.....	82,035	1,938	82,035	1,938
	France.....	36,085	2,903	36,085	2,903
	Germany.....	46,616	999	46,616	999
	United States.....	13,910,237	309,451	13,910,237	309,451
	Total.....	17,281,285	413,805	17,281,285	413,805
Ferment cultures to be used in butter making.....	United States.....		36		36
Flowers, leaves and roots—					
Roots, medicinal, viz.: Alkanet, crude, crushed or ground, aconite, calumba, folie digitalis, gentian, ginseng, jalap, ipecacuanha, iris, orris root, liquorice, sarsaparilla, squills, taraxacum, chubarb and valerian, unground.....	Great Britain.....		250		250
	Aust.-Hungary.....		237		237
	China.....		45		45
	France.....		1,713		1,713
	Germany.....		9		9
	United States.....		16,277		16,277
	Total.....		18,531		18,531

6-7 EDWARD VII., A. 1907

No. 1.—GENERAL STATEMENT OF IMPORTS—*Continued.*

ARTICLES IMPORTED.	COUNTRIES.	IMPORTED.		ENTERED FOR HOME CONSUMPTION.	
		Quantity.	Value.	Quantity.	Value.
		Lbs.	£	Lbs.	£
FREE GOODS. MANUFACTURED ARTICLES— <i>Con.</i>					
Drugs, dyes, &c.— <i>Con.</i> Gums, viz.— Amber, Arabic, Australian, copal, damar, elemy, kaurie, mastic, sandarac, Senegal, shellac; and white shellac in gum or flake, for manufacturing purposes; and gum tragacanth, gum gedda and gum barberry	Great Britain B. E. Indies New Zealand France Germany United States Total	57,224 11,839 19,283 176 377 1,787,029 1,915,928	16,143 3,267 3,741 46 130 330,380 353,707	97,224 11,839 19,283 176 377 1,787,029 1,915,928	16,143 3,267 3,741 46 130 330,380 353,707
Chicle or Sappato gum, crude	Cent. Am. States United States Total	34,560 4,179,699 4,214,259	6,476 1,042,611 1,049,087	34,560 4,179,699 4,214,259	6,476 1,042,611 1,049,087
Hemp bleaching compound when imported by manufacturers of rope to be used in their own factories for the manufacture of rope, O.C., Feb. 13, 1902	Great Britain Germany United States Total	 12,940	533 256 12,151 12,940	 12,940	533 256 12,151 12,940
Indigo	United States	54,407	9,092	54,407	9,092
Indigo auxiliary or zinc dust	Great Britain Belgium France Germany United States Total	25 5,543 300 2,933 120,868 129,669	3 280 52 648 4,710 5,693	25 5,543 300 2,933 120,868 129,669	3 280 52 648 4,710 5,693
Indigo, paste and extract of	United States	47,981	9,032	47,981	9,032
Iodine, crude	Great Britain Japan United States Total	1,748 9,435 3,012 14,195	3,672 2,886 7,777 14,335	1,748 9,435 3,012 14,195	3,672 2,886 7,777 14,335
Iron liquor, solutions of acetate or nitrate of iron for dyeing and calico printing	Great Britain Germany United States Total	 3,534	367 11 3,156 3,534	 3,534	367 11 3,156 3,534

SESSIONAL PAPER No. 11

No. 1.—GENERAL STATEMENT OF IMPORTS—*Continued.*

ARTICLES IMPORTED.	COUNTRIES.	IMPORTED.		ENTERED FOR HOME CONSUMPTION.	
		Quantity.	Value.	Quantity.	Value.
FREE GOODS. MANUFACTURED ARTICLES— <i>Con.</i>		Lbs.	\$	Lbs.	\$
Drugs, dyes, &c.— <i>Con.</i>					
Kamite, or German potash salts for fertilizers.....	Great Britain.....	37,600	189	33,606	189
	Germany.....	293,328	1,473	293,328	1,473
	United States....	347,469	1,749	347,469	1,749
	Total.....	674,397	3,411	674,397	3,411
Lac, crude, seed, button, stick and shell.	United States....	233	80	233	80
Lead, nitrate and acetate of, not ground.	Great Britain....	377,964	19,728	377,964	19,728
	Belgium.....	45,618	2,527	45,618	2,527
	Germany.....	14,753	784	14,753	784
	United States....	13,717	1,334	13,717	1,334
	Total.....	452,052	24,373	452,052	24,373
Litmus and all lichens, prepared and not prepared.....	United States....	20	5	20	5
Logwood and fustic, ground, and ground oak bark.....	Great Britain....	32,624	600	32,624	600
	Germany.....	4,817	145	4,817	145
	United States....	277,136	4,287	277,136	4,287
	Total.....	314,577	5,032	314,577	5,032
Madder and munjeet, or Indian madder, ground or prepared and all extracts of..	Great Britain....		689		689
	United States....		2		2
	Total.....		691		691
Manganese, oxide of.....	Great Britain....	13,747	358	13,747	358
	Germany.....	53,148	537	53,148	537
	United States....	177,725	4,613	177,725	4,613
	Total.....	244,620	5,508	244,620	5,508
Moss, Iceland and other mosses.....	Great Britain....	262	69	262	69
	Belgium.....	811	9	811	9
	China.....	567	34	567	34
	France.....	712	14	712	14
	Germany.....	2,015	113	2,015	113
	Japan.....	439	29	439	29
	United States....	632,043	37,036	632,043	37,036
	Total.....	636,849	37,304	636,849	37,304
Nut galls and extracts thereof.....	Great Britain....	4,725	1,087	4,725	1,087
	United States....	6,145	1,071	6,145	1,071
	Total.....	10,870	2,158	10,870	2,158

6-7 EDWARD VII., A. 1907

No. 1.—GENERAL STATEMENT OF IMPORTS—*Continued.*

ARTICLES IMPORTED.	COUNTRIES.	IMPORTED.		ENTERED FOR HOME CONSUMPTION.	
		Quantity.	Value.	Quantity.	Value.
		Oz.	\$	Oz.	\$
FREE GOODS. MANUFACTURED ARTICLES— <i>Con.</i>					
Drugs, dyes, &c.— <i>Con.</i>					
Ottar or attar of roses, and oil of roses.	Great Britain.....	139	350	139	350
	United States.....	2,016	7,045	2,016	7,045
	Total.....	2,155	7,395	2,155	7,395
		Lbs.		Lbs.	
Persis, or extract of archill and cudbear.	Great Britain.....	2,254	144	2,254	144
	United States.....	1,770	234	1,770	234
	Total.....	4,024	378	4,024	378
Phosphorus.	Great Britain.....	10	8	10	8
	France.....	1,000	380	1,000	380
	Germany.....	10	1	10	1
	United States.....	595	282	595	282
	Total.....	1,615	671	1,615	671
Potash, caustic	Great Britain.....	6,139	368	6,139	368
	Belgium.....	80,047	2,691	80,047	2,691
	France.....	3,768	140	3,768	140
	Germany.....	4,541	357	4,541	357
	United States.....	135,302	7,471	135,302	7,471
	Total.....	229,797	11,027	229,797	11,027
Potash, chlorate of, not further prepared than ground, and free from admixture with any other substance	Great Britain.....	44,843	3,119	44,843	3,119
	Belgium.....	6,615	446	6,615	446
	France.....	10,080	642	10,080	642
	Germany.....	50	10	50	10
	United States.....	347,366	24,548	347,366	24,548
	Total.....	408,954	28,765	408,954	28,765
Potash, German mineral	Belgium.....	5,594	185	5,594	185
	United States.....	43,314	765	43,314	765
	Total.....	48,908	950	48,908	950
Potash, muriate and bichromate of, crude	Great Britain.....	558,266	33,630	558,266	33,630
	France.....	6,615	331	6,615	331
	Germany.....	831,520	17,483	831,520	17,483
	United States.....	777,587	15,322	777,587	15,322
	Total.....	2,173,922	66,766	2,173,922	66,766
Potash, red and yellow prussiate of	Great Britain.....	21,060	2,013	21,060	2,013
	Belgium.....	16,355	1,505	16,355	1,505
	Germany.....	6,341	604	6,341	604
	United States.....	1,398	215	1,398	215
	Total.....	45,094	4,337	45,094	4,337

SESSIONAL PAPER No. 11

No. 1.—GENERAL STATEMENT OF IMPORTS—*Continued.*

ARTICLES IMPORTED.	COUNTRIES.	IMPORTED.		ENTERED FOR HOME CONSUMPTION.	
		Quantity.	Value.	Quantity.	Value.
FREE GOODS. MANUFACTURED ARTICLES— <i>Con.</i>		Lbs.	\$	Lbs.	\$
Drugs, dyes, &c.— <i>Con.</i>					
Quicksilver.....	Great Britain.....	655	353	655	353
	United States.....	149,709	69,152	149,709	69,152
	Total.....	150,364	69,505	150,364	69,505
		Ozs.		Ozs.	
Quinine, salts of.....	Great Britain.....	68,628	13,014	68,628	13,014
	France.....	10	3	10	3
	Germany.....	8,584	1,875	8,584	1,875
	United States.....	14,487	3,066	14,487	3,066
	Total.....	91,709	17,958	91,709	17,958
Red liquor, a crude acetate of aluminum prepared from pyroligneous acid for dyeing and calico printing.....	Great Britain.....		162		162
	United States.....		247		247
	Total.....		409		409
Safety bate, and tannin preserver when imported by tanners for use exclusively in their own tanneries in tanning leather, O.C., March 1, 1899.....	United States.....		457		457
Saffron and safflower and extract of, and saffron cake.....		Lbs.		Lbs.	
	Great Britain.....	10	74	10	74
	United States.....	551	848	551	848
	Total.....	561	922	561	922
Sal ammoniac.....	Great Britain.....	327,455	11,578	327,455	11,578
	Belgium.....	3,131	155	3,131	155
	Germany.....	17,119	997	17,119	997
	United States.....	115,000	3,340	115,000	3,340
	Total.....	462,705	16,070	462,705	16,070
Saltpetre.....	Great Britain.....	241,523	10,269	241,523	10,269
	B. E. Indies.....	2,240	105	2,240	105
	Newfoundland.....	1,500	75	1,500	75
	Belgium.....	9,680	499	9,680	499
	China.....	200	3	200	3
	France.....	52	7	52	7
	Germany.....	500,998	22,295	500,998	22,295
	United States.....	1,760,579	75,752	1,760,579	75,752
	Total.....	2,516,772	109,005	2,516,772	109,005
Seeds, aromatic, crude, not edible, viz.—Anise, anise-star, caraway, coriander, cardamon, cumin, fenugreek and fennel.....	Great Britain.....	14,240	1,077	14,240	1,077
	France.....	3,440	322	3,440	322
	Holland.....	18,290	1,126	18,290	1,126
	United States.....	86,873	6,485	86,873	6,485
	Total.....	122,843	9,610	122,843	9,610

6-7 EDWARD VII., A. 1907

No. 1.—GENERAL STATEMENT OF IMPORTS—*Continued.*

ARTICLES IMPORTED.	COUNTRIES.	IMPORTED.		ENTERED FOR HOME CONSUMPTION.	
		Quantity.	Value.	Quantity.	Value.
		Lbs.	£	Lbs.	£
FREE GOODS— MANUFACTURED ARTICLES— <i>Con.</i>					
Drugs, dyes, &c.— <i>Con.</i>					
Soda, ash.	Great Britain.	13,070,729	99,942	13,070,729	99,942
	United States.	6,216,968	50,007	6,216,968	50,007
	Total	19,287,697	149,949	19,287,697	149,949
Soda, bichromate.	Great Britain.	149,524	6,754	149,524	6,754
	Belgium	26,460	1,309	26,460	1,309
	Germany	21,535	917	21,535	917
	United States.	61,510	769	61,510	769
	Total	259,029	9,749	259,029	9,749
Soda, bisulphite of	Great Britain.	110,768	1,088	110,768	1,088
	United States.	516,517	5,209	516,517	5,209
	Total	627,285	6,297	627,285	6,297
Soda, caustic.	Great Britain.	7,883,818	148,322	7,883,818	148,322
	Belgium	32,644	1,030	32,644	1,030
	Germany	163	26	163	26
	United States.	1,623,991	31,736	1,623,991	31,736
	Total	9,540,616	181,114	9,540,616	181,114
Soda, chlorate of	Great Britain.	2,240	143	2,240	143
	United States.	34,272	2,327	34,272	2,327
	Total	36,512	2,470	36,512	2,470
Soda, nitrate of	Great Britain.	82,531	2,172	82,531	2,172
	Argentina	1,388,800	29,026	1,388,800	29,026
	Belgium	8,766	411	8,766	411
	Chili.	5,070,214	106,913	5,070,214	106,913
	Germany	138,878	4,825	138,878	4,825
	United States.	16,393,245	373,520	16,393,245	373,520
	Total	23,082,434	516,867	23,082,434	516,867
Soda, nitrite of	Great Britain.	200	12	200	12
	Belgium	4,516	238	4,516	238
	United States.	973	92	973	92
	Total	5,689	342	5,689	342

SESSIONAL PAPER No. 11

No. 1.—GENERAL STATEMENT OF IMPORTS—*Continued.*

ARTICLES IMPORTED.	COUNTRIES.	IMPORTED.		ENTERED FOR HOME CONSUMPTION.	
		Quantity.	Value.	Quantity.	Value.
FREE GOODS— MANUFACTURED ARTICLES— <i>Con.</i>		Lbs.	£	Lbs.	£
<i>Drugs, dyes, &c.—Con.</i>					
Soda, sal.....	Great Britain.....	3,865,814	23,633	3,865,814	23,633
	Germany.....	214	8	214	8
	United States.....	6,056,209	55,051	6,056,209	55,051
	Total.....	9,922,237	78,692	9,922,237	78,692
Soda, silicate of, in crystal or in solution.....	Great Britain.....	881,961	5,601	881,961	5,601
	United States.....	2,007,644	20,763	2,007,644	20,763
	Total.....	2,889,605	26,364	2,889,605	26,364
Soda, sulphate of, crude, known as salt cake.....	Great Britain.....	1,600	13	1,600	13
	United States.....	515,672	2,661	515,672	2,661
	Total.....	517,272	2,674	517,272	2,674
Sodium, sulphide of, arseniate, binarseniate, chloride and stannate of soda.	Great Britain.....	7,247	239	7,247	239
	Belgium.....	62,301	704	62,301	704
	Germany.....	150,350	1,744	150,350	1,744
	United States.....	649,166	7,851	649,166	7,851
	Total.....	869,064	10,538	869,064	10,538
Sulphate of iron (copperas).....	Great Britain.....	116,913	453	116,913	453
	Germany.....	7,277	202	7,277	202
	United States.....	238,725	1,838	238,725	1,838
	Total.....	362,915	2,493	362,915	2,493
Sulphate of copper (blue vitriol).....	Great Britain.....	151,617	7,877	151,617	7,877
	Germany.....	30	2	30	2
	United States.....	1,710,420	87,170	1,710,420	87,170
	Total.....	1,862,067	95,049	1,862,067	95,049
Tartar emetic and gray tartar.....	Germany.....	24,644	3,799	24,644	3,799
	United States.....	3,710	1,965	3,710	1,965
	Total.....	30,354	4,864	30,354	4,864
Tartaric acid crystals.....	Great Britain.....	31,645	6,691	31,645	6,691
	Aust.-Hungary.....	4,570	965	4,570	965
	France.....	17,938	3,736	17,938	3,736
	Germany.....	42,887	8,444	42,887	8,444
	United States.....	50,333	10,652	50,333	10,652
	Total.....	147,373	30,488	147,373	30,488

6-7 EDWARD VII., A. 1907

No. 1.—GENERAL STATEMENT OF IMPORTS—*Continued.*

ARTICLES IMPORTED.	COUNTRIES.	IMPORTED.		ENTERED FOR HOME CONSUMPTION.	
		Quantity.	Value.	Quantity.	Value.
		Lbs.	£	Lbs.	£
FREE GOODS— MANUFACTURED ARTICLES— <i>Con.</i>					
Drugs, dyes, &c— <i>Con.</i>					
Terra japonica, gambier or cutch.....	Great Britain.....	120,329	5,538	120,329	5,538
	B. E. Indies.....	5,600	153	5,600	153
	United States.....	855,160	39,157	855,160	39,157
	Total.....	981,089	44,848	981,089	44,848
Tin crystals.....	Great Britain.....		891		891
	United States.....		1,743		1,743
	Total.....		2,634		2,634
Turmeric.....	Great Britain.....	14,889	679	14,889	679
	United States.....	29,396	1,842	29,396	1,842
	Total.....	44,285	2,521	44,285	2,521
Ultramarine blue, dry or in pulp.....	Great Britain.....	22,331	1,315	22,331	1,315
	Germany.....	106,104	6,584	106,104	6,584
	United States.....	250,261	14,286	250,261	14,286
	Total.....	378,696	22,185	378,696	22,185
Verdigris, or sub-acetate of copper, dry.	Great Britain.....	112	17	112	17
	United States.....	750	125	750	125
	Total.....	862	142	862	142
Zinc, salts of.....	Great Britain.....	33,133	774	33,133	774
	Belgium.....	3,052	31	3,052	31
	Germany.....	11,051	108	11,051	108
	United States.....	72,929	3,673	72,929	3,673
	Total.....	120,165	4,586	120,165	4,586
Drugs, crude, such as barks, flowers, roots, beans, berries, balsams, bulbs, fruits, insects, grains, gums and gum resins, herbs, leaves, nuts, fruit and stem seeds which are not edible and which are in a crude state and not advanced in value by refining or grinding or any other process of manufacture and not otherwise provided for.....	Great Britain.....		6,724		6,724
	British Africa.....		138		138
	Hong Kong.....		147		147
	Belgium.....		49		49
	China.....		239		239
	France.....		1,174		1,174
	Germany.....		690		690
	Holland.....		272		272
	Italy.....		24		24
	Japan.....		14		14
	United States.....		57,829		57,829
	Total.....		67,360		67,360

SESSIONAL PAPER No. 11

No. 1.—GENERAL STATEMENT OF IMPORTS—Continued.

ARTICLES IMPORTED.	COUNTRIES.	EXPORTED.		ENTERED FOR HOME CONSUMPTION.	
		Quantity.	Value.	Quantity.	Value.
FREE GOODS— MANUFACTURED ARTICLES— <i>Con.</i>			§		§
Duck for belting and hose, imported by manufacturers of such articles for use in the manufacture thereof in their own factories.....	Great Britain.....		168		168
	United States.....		118,169		118,169
	Total.....		118,337		118,337
Fashion plates, tailors', milliners' and mantle makers'.....	Great Britain.....		430		430
	France.....		174		174
	United States.....		3,549		3,549
Total.....		4,153		4,153	
Felt, adhesive, for sheathing vessels.....	Great Britain.....		318		318
	United States.....		89		89
	Total.....		407		407
Fertilizers uncompounded or unmanufactured, N. E.S.	Great Britain.....		469		469
	Newfoundland.....		84		84
	United States.....		6,323		6,323
Total.....		6,876		6,876	
Filletts of cotton and rubber, not exceeding 7 inches wide, imported by and for the use and manufacture of card clothing...	Great Britain.....		86		86
	Total.....		86		86
Fisheries for the use of, viz.— Fish hooks for deep sea or lake fishing, not smaller in size than No. 2'0, not including hooks commonly used for sportsman's purposes.....	Great Britain.....		13,992		13,992
	Newfoundland.....		75		75
	Norway.....		981		981
	Sweden.....		83		83
	United States.....		2,151		2,151
	Total.....		17,282		17,282

6-7 EDWARD VII., A. 1907

No. 1.—GENERAL STATEMENT OF IMPORTS—*Continued.*

ARTICLES IMPORTED.	COUNTRIES.	EXPORTED.		ENTERED FOR HOME CONSUMPTION.	
		Quantity.	Value.	Quantity.	Value.
FREE GOODS—			\$		\$
MANUFACTURED ARTICLES— <i>Con.</i>					
Fisheries— <i>Con.</i>					
Bank, cod, pollock and mackerel fish lines; and mackerel, herring, salmon, seal, seine, mullet, net and trawl twine in hanks or coil, barked or not,—in variety of sizes and threads,—including gilling thread in balls, and head ropes, barked marine, and net morsels of cotton, hemp or flax, and deep sea fishing nets or seines, when used exclusively for the fisheries, and not including lines or nets commonly used for sportsman's purposes.....	Great Britain..... Newfoundland..... Aust.-Hungary..... Germany..... Japan..... Norway..... United States.....	298,918 2,547 1,260 224 6,527 512 367,145		298,918 2,547 1,260 224 6,527 512 367,145	
	Total.....	677,133		677,133	
Glass cut to size for manufacture of dry plates for photographic purposes when imported by the manufacturers of such dry plates for use exclusively in the manufacture thereof in their own factories.....	Great Britain..... Belgium..... France..... Germany..... United States.....	3,344 2,710 1,796 949 77		3,344 2,710 1,796 949 77	
	Total.....	8,876		8,876	
Glove fasteners, metal, eyelet hooks and eyelets, and shoe lace wire fasteners....	Great Britain..... Aust.-Hungary..... France..... Germany..... Switzerland..... United States.....	9,588 49 3,348 3,130 28 135,430		9,588 49 3,348 3,130 28 135,430	
	Total.....	151,573		151,573	
Globes, geographical, topographical and astronomical.....	Great Britain..... France..... United States.....	166 257 3,456		166 257 3,456	
	Total.....	3,879		3,879	
Gold beaters' moulds and gold beaters' skins.....	United States.....	1,434		1,434	
Gold and silver sweepings.....	United States.....	974		974	

SESSIONAL PAPER No. 11

No. 1.—GENERAL STATEMENT OF IMPORTS—*Continued.*

ARTICLES IMPORTED.	COUNTRIES.	IMPORTED.		ENTERED FOR HOME CONSUMPTION.	
		Quantity.	Value.	Quantity.	Value.
FREE GOODS. MANUFACTURED ARTICLES— <i>Con.</i>		Lbs.	£	Lbs.	£
Gutta percha.....	United States.....	825	971	825	971
Hatters' bands (not cords), bindings, tips and sides, hat sweats and linings, both tips and sides, imported by hat and cap manufacturers, for use in the manufacture of these articles only in their own factories.....	Great Britain..... Aust.-Hungary..... France..... Germany..... Italy..... Japan..... Switzerland..... United States.....	84,340 28 5,803 22,534 34 4,586 1,736 55,193	84,727 28 5,803 22,738 34 4,586 1,869 55,464		
	Total.....		174,254		175,249
Hatters' plush of silk or cotton.....	Great Britain..... France..... Germany..... United States.....		739 944 60 1,227		739 944 60 1,227
	Total.....		2,970		2,970
Hemp paper, made on four cylinder machines and calendered to between '006 and '008 inch thickness, for the manufacture of shot shells; primers for shot shells and cartridges, and felt board sized and hydraulic pressed and covered with paper or uncovered, for the manufacture of gunwads, imported by manufacturers of shot shells, cartridges and gun wads, to be used for these purposes only in their own factories.....	Germany..... United States.....		16,986 6,998		16,986 6,998
	Total.....		23,984		23,984
Ingot moulds.....	Great Britain..... United States.....		52,141 101,415		52,141 101,415
	Total.....		153,556		153,556
Iron sand or globules or iron shot and dry putty for polishing glass or granite.....	Great Britain..... United States.....	Lbs. 82,330 360,373	1,372 3,298	Lbs. 82,330 360,373	1,372 3,298
	Total.....	442,703	4,670	442,703	4,670
Ivories, piano key.....	Great Britain..... Newfoundland..... Germany..... United States.....		25,162 1,675 49,236 35,006		25,162 1,675 49,236 35,006
	Total.....		111,079		111,079

6-7 EDWARD VII., A. 1907

No. 1.—GENERAL STATEMENT OF IMPORTS—*Continued.*

ARTICLES IMPORTED.	COUNTRIES.	IMPORTED.		ENTERED FOR HOME CONSUMPTION.	
		Quantity.	Value.	Quantity.	Value.
		Cwt.	£	Cwt.	£
FREE GOODS.					
MANUFACTURED ARTICLES— <i>Con.</i>					
Junk, old, and oakum:	Great Britain	6,243	28,486	6,243	28,486
	B. W. Indies	41	187	41	187
	Newfoundland	170	209	170	209
	Germany	46	47	49	47
	St. Pierre	279	402	279	402
	United States	9,635	21,481	9,635	21,481
Total		16,408	50,812	16,408	50,812
Jute cloth as taken from the loom, not coloured, cropped, mangled, pressed, calendered nor finished in any way:		Yds.		Yds.	
	Great Britain	12,449,339	619,673	12,449,339	619,673
	B. E. Indies	5,650,264	157,141	5,650,264	197,141
	United States	597,238	27,036	597,238	27,036
Total		18,696,841	843,850	18,696,841	843,850
Jute, flax or hemp yarn, plain, dyed or coloured, jute canvas, not pressed or calendered, imported by manufacturers of carpets, rugs and mats, jute webbing or jute cloth, hammocks, twines and floor oil cloth, for use in the manufacture of any of these articles only, in their own factories:		Lbs.		Lbs.	
	Great Britain	2,906,274	258,807	2,906,274	258,807
	United States	467,003	32,085	467,003	32,085
	Total		3,313,277	290,892	3,313,277
Kelp, sea grass and sea weed, N.E.S.:		Cwt.		Cwt.	
	China	2	19	2	19
	Germany	5	37	5	37
	Japan	88	389	88	389
	United States	320	376	320	376
Total		415	821	415	821
Lampblack and ivory black:		Lbs.		Lbs.	
	Great Britain	6,584	411	6,584	411
	B. W. Indies	4,650	653	4,650	653
	Germany	17,910	690	17,910	690
	Sweden	10,380	259	10,380	259
United States	577,300	28,993	577,300	28,993	
Total		616,824	31,006	616,824	31,006
Lime juice, crude only:		Galls.		Galls.	
	Great Britain	108	135	108	135
	B. W. Indies	26,587	4,889	26,587	4,889
United States	1,929	886	1,929	886	
Total		28,615	5,910	28,615	5,910
Lastings, mohair cloth or other manufactures of cloth, imported by manufacturers of buttons for use in their own factories, and woven or made in patterns of such size, shape or form, or cut in such manner as to be fit for covering buttons exclusively:	Great Britain		271		271
	Germany		2,871		2,871
	United States		2,184		2,184
	Total		5,326		5,326

SESSIONAL PAPER No. 11

No. 1.—GENERAL STATEMENT OF IMPORTS—*Continued.*

ARTICLES IMPORTED.	COUNTRIES.	IMPORTED.		ENTERED FOR HOME CONSUMPTION.	
		Quantity.	Value.	Quantity.	Value.
FREE GOODS— MANUFACTURED ARTICLES— <i>Con.</i>			\$		\$
Manilla hoods.....	United States.....		74		74
Medals of gold, silver or copper, and other metallic articles, actually bestowed as trophies or prizes and received and accepted as honorary distinctions, and cups or other prizes won in <i>bona fide</i> competitions.....	Great Britain..... France..... Germany..... United States..... Total.....		1,012 103 29 1,022 2,166		1,012 103 29 1,022 2,166
Mexican saddle trees and stirrups of wood.....	Great Britain..... United States..... Total.....		559 8,879 9,438		559 8,879 9,438
Metals, viz.— Aluminium in ingots, blocks or bars, strips, sheets or plates.....	Germany..... United States..... Total.....	Lbs. 2,597 718,126	900 167,505	Lbs. 2,597 718,126	900 167,505
Ancors.....	Great Britain..... B. W. Indies..... Newfoundland..... United States..... Total.....	Cwt. 2,987 9 2 1,797	9,701 5 12 8,325	Cwt. 2,987 9 2 1,797	9,701 5 12 8,325
Bismuth, metallic, in its natural state..	Great Britain..... United States..... Total.....	Lbs. 261 268	533 416	Lbs. 261 268	533 416
Brass cups, being rough blanks, for the manufacture of paper shells or cartridges, when imported by manufacturers of brass and paper shells and cartridges, for use in their own factories.....	Great Britain..... United States..... Total.....		38,089 27,030 65,119		38,089 27,030 65,119
Brass, old and scrap or in blocks.....	Great Britain..... B. W. Indies..... Newfoundland..... France..... Germany..... Holland..... United States..... Total.....	Cwt. 853 115 35 111 80 275 19,180	12,742 906 264 2,555 884 2,739 238,697	Cwt. 853 115 35 111 80 275 19,180	12,742 906 264 2,555 884 2,739 238,697

6-7 EDWARD VII., A. 1907

No. 1.—GENERAL STATEMENT OF IMPORTS—*Continued.*

ARTICLES IMPORTED.	COUNTRIES.	IMPORTED.		ENTERED FOR HOME CONSUMPTION.	
		Quantity.	Value.	Quantity.	Value.
FREE GOODS.					
MANUFACTURED ARTICLES— <i>Con.</i>					
Metals— <i>Con.</i>					
Brass in bolts, bars and rods in coils or otherwise, in lengths not less than 6 feet, unmanufactured.....	Great Britain..... United States.....	127 10,462	2,313 181,548	127 10,462	2,313 181,548
	Total.....	10,589	183,861	10,589	183,861
Brass in strips, sheets or plates, not polished, planished or coated.....	Great Britain..... Germany..... United States.....	437 124 10,351	7,254 3,043 189,968	437 124 10,351	7,254 3,043 189,968
	Total.....	10,912	200,265	10,912	200,265
Brass tubing, not bent or otherwise manufactured, in lengths not less than 6 feet.....	Great Britain..... Hong Kong..... Belgium..... United States.....	Lbs. 309,201 11,250 1,124 531,798	58,793 4,665 260 128,529	Lbs. 309,201 11,250 1,124 531,798	58,793 4,665 260 128,529
	Total.....	853,373	192,247	853,373	192,247
Britannia metal, in pigs, block or bars.....	United States.....	Cwt. 307	11,104	Cwt. 307	11,104
Copper, old and scrap or in blocks.....	B. W. Indies..... Newfoundland..... St. Pierre..... United States.....	82 92 39 4,239	607 854 400 61,904	82 92 39 4,239	607 854 400 61,904
	Total.....	4,452	63,765	4,452	63,765
Copper in pigs or ingots.....	Great Britain..... United States.....	149 21,676	2,130 375,959	149 21,676	2,130 375,959
	Total.....	21,825	378,089	21,825	378,089
Copper in bolts, bars and rods in coils or otherwise in lengths not less than 6 feet, unmanufactured.....	Great Britain..... United States.....	121 112,155	2,317 1,919,754	121 112,155	2,317 1,919,754
	Total.....	112,276	1,922,071	112,276	1,922,071
Copper, in strips, sheets or plates, not planished or coated, &c.....	Great Britain..... Belgium..... United States.....	574 43 24,855	11,479 753 507,576	574 43 24,855	11,479 753 507,576
	Total.....	25,472	519,808	25,472	519,808
Copper tubing in lengths not less than 6 feet, and not polished, bent or otherwise manufactured.....	Great Britain..... France..... United States.....	Lbs. 57,442 1,810 203,509	13,642 540 55,137	Lbs. 57,442 1,810 203,509	13,642 540 55,137
	Total.....	262,761	69,319	262,761	69,319

SESSIONAL PAPER No. 11

No. 1.—GENERAL STATEMENT OF IMPORTS—*Continued.*

ARTICLES IMPORTED.	COUNTRIES.	IMPORTED.		ENTERED FOR HOME CONSUMPTION.	
		Quantity.	Value.	Quantity.	Value.
FREE GOODS.			\$		\$
MANUFACTURED ARTICLES— <i>Con.</i>					
Metals— <i>Con.</i>					
Copper rollers, for use in calico printing imported by calico printers for use in their own factories.....	Great Britain..... United States.....		311 6,386		311 6,386
	Total.....		6,697		6,697
Cream separators and steel bowls for...	Great Britain..... Germany..... Sweden.....		205,670 8,915 3,852		205,670 8,915 3,852
Cream separators, articles for the construction or manufacture of—when imported by manufacturers of cream separators to be used in their own factories for the manufacture of cream separators, O.C., Feb. 12, 1902.....	United States..... Total.....		407,073 625,510		407,073 625,510
Iron or steel, rolled round wire rods, in the coil, not over $\frac{3}{8}$ -inch in diameter, imported by wire manufacturers for use in making wire in the coil in their factories.....	Great Britain..... Belgium..... Germany..... Sweden..... United States.....		2,553 93,025 95,578		2,553 93,025 95,578
	Total.....		95,578		95,578
		Cwt.		Cwt.	
	Great Britain.....	66,036	85,899	66,036	85,899
	Belgium.....	4,770	5,184	4,770	5,184
	Germany.....	5,604	6,998	5,604	6,998
	Sweden.....	232	421	232	421
	United States.....	299,578	380,489	299,578	380,489
	Total.....	376,220	478,991	376,220	478,991
Iron or steel masts, or parts of.....	United States.....		18 367		18 367
Rolled iron tubes not welded, or joined, under $1\frac{1}{2}$ -inch in diameter, angle iron 9 and 10 gauge, not over $1\frac{1}{2}$ -inch wide, iron tubing lacquered or brass covered, not over $1\frac{1}{2}$ -inch diameter, all of which are to be cut to lengths for the manufacture of bedsteads, and to be used for no other purpose, and brass trimmings, for bedsteads, imported for the manufacture of iron or brass bedsteads.....	Great Britain..... United States.....		58,154 154,186		58,154 154,186
Scrap iron and scrap steel, old, and fit only to be re-manufactured, being part of or recovered from any vessel wrecked in waters subject to the jurisdiction of Canada.....	Total..... Great Britain.....		212,340 2,500		212,340 2,500
Iron or steel beams, sheets, plates, angles, knees and cable chains for wooden, iron, steel or composite ships or vessels.....	Great Britain..... Newfoundland..... United States.....		35,708 22 55 175,023		35,708 22 55 175,023
	Total.....		210,753 315,664		210,753 315,664

6-7 EDWARD VII., A. 1907

No. 1.—GENERAL STATEMENT OF IMPORTS—Continued.

ARTICLES IMPORTED.	COUNTRIES.	IMPORTED.		ENTERED FOR HOME CONSUMPTION.	
		Quantity.	Value.	Quantity.	Value.
FREE GOODS— MANUFACTURED ARTICLES— <i>Con.</i>		Cwt.	\$	Cwt.	\$
Metals— <i>Con.</i>					
Locomotive and car wheel tires of steel in the rough	Great Britain	612	1,726	612	1,726
	Belgium	1,648	2,883	1,648	2,883
	Germany	64,507	124,725	64,507	124,725
	United States	13,598	32,580	13,598	32,580
	Total	80,365	161,914	80,365	161,914
Manufactured articles of iron or steel or brass which at the time of their importation are of a class or kind not manufactured in Canada, imported for use in the construction or equipment of ships or vessels	Great Britain		35,154		35,154
	United States		50,073		50,073
	Total		85,227		85,227
Lead, tea		Lbs.		Lbs.	
	Great Britain	973,827	41,344	973,827	41,344
	Spain	2,688	164	2,688	164
	United States	928,572	38,378	928,572	38,378
	Total	1,905,087	79,886	1,905,087	79,886
Machinery, viz.: Mining, smelting and reducing, coal-cutting machines except percussion coal cutters, coal heading machines, coal augers and rotary coal drills, core drills, miners' safety lamps, coal washing machinery, coke-making machinery, ore drying machinery, ore roasting machinery, electric or magnetic machines for separating or concentrating iron ores, blast furnace water jackets, converters for metallurgical processes in iron or copper briquette making machines, ball and rock emery grinding machines, copper plates, plated or not, machinery for extraction of precious metals, by the chlorination or cyanide processes, monitors, grants and elevators for hydraulic mining, amalgam safes, automatic ore samplers, automatic feeders, jigs, classifiers, separators, retorts, buddles, vanners, mercury pumps, pyrometers, bullion furnaces, amalgam cleaners, gold mining slime tables, blast-furnace blowing engines, wrought iron tubing, butt or lap-welded, threaded or coupled or not, not less than 2½ inches diameter, imported for use exclusively in mining, smelting, reducing or refining	Great Britain		36,302		36,385
	Belgium		1,268		1,268
	Germany		13,905		13,905
	United States		816,629		827,658
	Total		868,104		879,216
" And appliances of a kind not made in Canada, for use exclusively in alluvial gold mining	New Zealand		4,610		4,610
	United States		65,322		65,322
	Total		69,932		69,932

SESSIONAL PAPER No. 11

No. 1.—GENERAL STATEMENT OF IMPORTS—*Continued.*

ARTICLES IMPORTED.	COUNTRIES.	IMPORTED.		ENTERED FOR HOME CONSUMPTION.	
		Quantity.	Value.	Quantity.	Value.
FREE GOODS, MANUFACTURED ARTICLES— <i>Con.</i>			§		§
Metals— <i>Con.</i>					
Machinery, viz.: Of a class or kind not made in Canada for the manufacture of linen.....	Great Britain..... Belgium..... United States.....		3,404 193 1,160		3,404 193 1,160
" Of a class or kind not made in Canada for the manufacture of brass goods such as are mentioned in tariff item 492, viz.: Brass in bolts, blocks, bars, rods, strips, sheets and plates and brass tubing.....	Total..... United States.....		4,757 4,983		4,757 4,983
" Well digging and apparatus of a class or kind not made in Canada, for drilling for water and oil, not to include motive power.....	Great Britain..... United States..... Total.....		877 101,003 101,883		877 101,006 101,883
" Charcoal making.....	United States.....		39,836		39,836
" And tools not manufactured in Canada necessary for any factory to be established in Canada for the manufacture of rifles for the Government of Canada.....	Great Britain..... United States..... Total.....		1,498 12,559 14,057		1,498 12,559 14,057
" All materials or parts in the rough and unfinished, and screws, nuts, bands and springs, to be used in rifles to be manufactured at any such factory for the Government of Canada.....	Great Britain..... United States..... Total.....		31,939 38,314 70,253		31,939 38,314 70,253
Machinery of every kind and structural iron and steel, when imported for use in the construction and equipment of factories for the manufacture of sugar from beet root.....	United States.....		7,043		7,043
Platinum wire and platinum in bars, strips, sheets or plates; platinum retorts, pans, condensers, tubing and pipe, imported by manufacturers of sulphuric acid for use in their works..	Great Britain..... Germany..... United States..... Total.....		1,348 4 53,142 54,494		1,348 4 53,142 54,494

6-7 EDWARD VII., A. 1907

No. 1.—GENERAL STATEMENT OF IMPORTS—*Continued.*

ARTICLES IMPORTED.	COUNTRIES.	IMPORTED.		ENTERED FOR HOME CONSUMPTION.	
		Quantity.	Value.	Quantity.	Value.
FREE GOODS— MANUFACTURED ARTICLES— <i>Con.</i>			\$		\$
Metals— <i>Con.</i>					
Ribs of brass, iron or steel, runners, rings, caps, notches, ferrules, mounts and sticks or canes in the rough, or not further manufactured than cut into lengths suitable for umbrella, parasol or sunshade or walking sticks, imported by manufacturers of umbrellas, parasols and sunshades for use in their factories in the manufacture of umbrellas, parasols, sunshades or walking sticks.....	Great Britain..... Aust.-Hungary..... France..... Germany..... Switzerland..... United States.....		44,488 5,678 104 17,524 136 75,851		44,488 5,678 104 17,524 136 75,851
	Total.....		143,781		143,781
Sewing machine attachments.....	Great Britain..... United States.....		3 48,138		3 48,138
	Total.....		48,141		48,141
Silver, German silver, and nickel silver, in ingots, blocks, bars, strips, sheets or plates, unmanufactured.....		Lbs.		Lbs.	
	Great Britain..... United States.....	3,350 203,903	801 53,244	3,350 203,903	801 53,244
	Total.....	207,253	54,045	207,253	54,045
Silver tubing, when imported by manufacturers of silverware to be used in their own factories in the manufacture of silverware, O.C., Feb. 12, 1902.....	United States.....		722		722
Steel for saws and straw cutters, cut to shape but not further manufactured..		Cwt.		Cwt.	
	Great Britain..... France..... United States.....	280 6 11,525	2,290 51 129,058	280 6 11,525	2,290 51 129,058
	Total.....	11,811	131,399	11,811	131,399
Steel strip and flat steel wire imported by manufacturers of buckthorn and plain strip fencing, for use in their own factories in the manufacture thereof..	United States.....	80	277	80	277
Steel wire, Bessemer soft drawn spring, of Nos. 10, 12 and 13 gauge, respectively, and homo steel spring wire of Nos. 11 and 12 gauge, respectively, imported by manufacturers of wire-mattresses, to be used in their own factories in the manufacture of such articles.....	Great Britain..... United States.....	1,018 2,657	2,442 6,744	1,018 2,657	2,442 6,744
	Total.....	3,675	9,186	3,675	9,186

SESSIONAL PAPER No. 11

No. 1.—GENERAL STATEMENT OF IMPORTS—Continued.

ARTICLES IMPORTED.	COUNTRIES.	IMPORTED.		ENTERED FOR HOME CONSUMPTION.	
		Quantity.	Value.	Quantity.	Value.
FREE GOODS. MANUFACTURED ARTICLES— <i>Con.</i>		Cwt.	\$	Cwt.	\$
Metals—<i>Con.</i>					
Crucible sheet steel, 11 to 16 gauge, 2½ to 18 inches wide imported by manufacturers of mower and reaper knives for manufacture of such knives in their own factories.....	Great Britain..... United States.....	2,304 8,033	10,152 32,550	2,304 8,033	10,152 32,550
Steel of No. 20 gauge and thinner, but not thinner than No. 30 gauge, for the manufacture of corset steels, clock springs and shoe shanks, imported by the manufacturers of such articles for exclusive use in the manufacture thereof in their own factories.....	Total..... Great Britain..... United States.....	10,337 50 10	42,702 148 139	10,337 50 10	42,702 148 130
Flat steel wire, of No. 16 gauge or thinner, imported by the manufacturers of crinoline or corset wire and dress stays, for use in the manufacture of such articles in their own factories.....	Total..... Great Britain..... United States.....	60 650 3,235	278 2,025 20,426	60 650 3,235	278 2,025 20,426
Steel valued at 2½ cents per pound and upwards, imported by the manufacturers of skates, for use exclusively in the manufacture thereof in their own factories.....	Total..... Great Britain..... United States.....	3,885 1,947 1,645	22,451 8,170 7,837	3,885 1,947 1,645	22,451 8,170 7,837
Steel, under ½ inch in diameter, or under ½ inch square, imported by the manufacturers of cutlery, or of knobs, or of locks, for use exclusively in the manufacture of such articles in their own factories.....	Total..... Great Britain..... United States.....	3,592 920 2,175	16,007 2,249 5,452	3,592 920 2,175	16,007 2,249 5,452
Steel for the manufacture of cutlery when imported by manufacturers of cutlery to be used in their own factories in the manufacture of such articles, O.C., Feb. 13, 1902.....	Total..... United States.....	3,095 271	7,701 637	3,095 271	7,701 637
Steel of No 12 gauge and thinner, but not thinner than No. 30 gauge for the manufacture of buckle clasps, bed fasts, furniture casters and ice creepers, imported by the manufacturers of such articles, for use exclusively in the manufacture thereof in their own factories.....	Total..... Great Britain..... United States.....	201 1,898	523 4,856	201 1,898	523 4,856
Steel of No. 24 and 17 gauge, in sheets sixty-three inches long, and from 18 inches to 32 inches wide, imported by the manufacturers of tubular bow sockets for use in the manufacture of such articles in their own factories....	Total..... United States.....	2,099 1,174	5,379 2,349	2,099 1,174	5,379 2,349

6-7 EDWARD VII., A. 1907

No. 1.—GENERAL STATEMENT OF IMPORTS—*Continued.*

ARTICLES IMPORTED.	COUNTRIES.	IMPORTED.		ENTERED FOR HOME CONSUMPTION.	
		Quantity.	Value.	Quantity.	Value.
FREE GOODS— MANUFACTURED ARTICLES— <i>Con.</i>		Cwt.	£	Cwt.	£
Metals— <i>Con.</i>					
Steel for the manufacture of bicycle chain, imported by the manufacturers of bicycle chain for use in the manufacture thereof in their own factories..	United States.....	178	680	178	680
Steel for the manufacture of files, augers, auger bits, hammers, axes, hatchets, scythes, reaping hooks, hoes, hand-rakes, hay or straw knives, wind mills and agricultural or harvesting forks imported by the manufacturers of such or any of such articles for use exclusively in the manufacture thereof in their own factories.	Great Britain..... Belgium..... United States.....	16,183 1,256 81,960	38,686 2,295 157,989	16,183 1,256 81,960	38,686 2,295 157,989
	Total.....	99,399	198,970	99,399	198,970
Steel springs for the manufacture of surgical trusses imported by the manufacturers for use exclusively in the manufacture thereof in their own factories.....	United States.....	Lbs. 980	443	Lbs. 980	443
Flat spring steel, steel billets and steel axle bars, imported by manufacturers of carriage springs and carriage axles for use exclusively in the manufacture of springs and axles for carriages or vehicles other than railway or tramway, in their own factories.....	Great Britain..... United States.....	8,183 84,942	14,117 112,988	8,183 84,942	14,117 112,988
	Total.....	93,125	127,165	93,125	127,165
Spiral spring steel for spiral springs for railways, imported by the manufacturers of railway springs for use exclusively in the manufacture of railway spiral springs in their own factories..	Great Britain..... United States.....	2,094 71,023	3,529 119,931	2,094 71,023	3,529 119,931
	Total.....	73,117	123,460	73,117	123,460
Stereotypes, electrotypes and celluloids of newspaper columns in any language other than French and English, and of books, and bases and matrices and copper shells for the same, whether composed wholly or in part of metal or celluloid		Sq. in.		Sq. in.	
	Great Britain..... United States.....	45,176 555,329	1,516 14,308	45,176 555,329	1,516 14,308
	Total.....	600,505	15,824	600,505	15,824
		Cwt.		Cwt.	
Spelter, zinc, in blocks and pigs....	Great Britain..... Belgium..... Germany..... United States.....	11,202 3,788 3,914 31,233	65,168 21,427 22,417 181,674	11,202 3,788 3,914 31,233	65,168 21,427 22,417 181,674
	Total.....	50,137	290,686	50,137	290,686

SESSIONAL PAPER No. 11

No. 1.—GENERAL STATEMENT OF IMPORTS—Continued.

ARTICLES IMPORTED.	COUNTRIES.	IMPORTED.		ENTERED FOR HOME CONSUMPTION.	
		Quantity.	Value.	Quantity.	Value.
FREE GOODS— MANUFACTURED ARTICLES— <i>Con.</i>		Cwt.	£	Cwt.	£
Metals— <i>Con.</i>					
Tagging metal, plain, japanned or coated, in coils, not over 1½ in. wide, imported by manufacturers of shoe and corset laces for use in their factories..	Germany.....	2	31	2	31
	United States.....	37	618	37	618
	Total.....	39	649	39	649
Tin in blocks, pigs and bars.....	Great Britain.....	10,815	371,471	10,815	371,471
	Australia.....	951	38,876	951	38,876
	B. E. Indies.....	4,401	161,365	4,401	161,365
	Germany.....	23	789	23	789
	Holland.....	11	308	11	308
	United States.....	17,216	598,760	17,216	598,760
	Total.....	33,417	1,171,569	33,417	1,171,569
Tin plates and sheets.....	Great Britain.....	350,397	1,134,492	350,397	1,134,492
	Belgium.....	45	1,341	45	1,341
	United States.....	254,740	733,167	254,740	733,167
	Total.....	605,182	1,869,000	605,182	1,869,000
Tin-foil.....	Great Britain.....	Lbs. 4,923	2,052	Lbs. 4,923	2,062
	France.....	107	54	107	54
	Germany.....	18,875	6,493	18,875	6,493
	United States.....	537,718	56,698	537,718	56,698
	Total.....	561,623	65,307	561,623	65,397
Barbed fencing wire of iron and steel..	Great Britain.....	Cwt. 2,696	5,771	Cwt. 2,696	5,771
	Belgium.....	2,239	4,745	2,239	4,745
	Germany.....	244	546	244	546
	United States.....	441,033	918,598	441,033	918,598
	Total.....	446,212	929,660	446,212	929,660
Wire, crucible cast steel.....	Great Britain.....	Lbs. 2,162,489	85,220	Lbs. 2,162,489	85,220
	Germany.....	57,186	14,780	57,186	14,780
	United States.....	207,731	15,541	207,731	15,541
	Total.....	2,427,406	115,541	2,427,406	115,541
Wire of brass, zinc, iron or steel, screwed or twisted, or flattened and corrugated, for use in connection with nailing machines for the manufacture of boots and shoes.....	United States.....	89,142	30,800	89,142	30,800
Galvanized iron or steel wire Nos. 9, 12, and 13 gauge.....	Great Britain.....	Cwt. 7,432	16,370	Cwt. 7,432	16,370
	Belgium.....	1,327	2,410	1,327	2,410
	Germany.....	19,700	40,320	19,700	40,320
	United States.....	516,880	1,017,489	516,880	1,017,489
	Total.....	545,339	1,076,589	545,339	1,076,589

6-7 EDWARD VII., A. 1907

No. 1.—GENERAL STATEMENT OF IMPORTS—*Continued.*

ARTICLES IMPORTED.	COUNTRIES.	IMPORTED.		ENTERED FOR HOME CONSUMPTION.	
		Quantity.	Value.	Quantity.	Value.
FREE GOODS— MANUFACTURED ARTICLES— <i>Con.</i>		Cwt.	\$	Cwt.	\$
Metals— <i>Con.</i>					
Wire rigging for ships and vessels . . .	Great Britain	3,873	16,769	3,913	16,984
	United States	386	2,286	386	2,286
	Total	4,259	19,055	4,299	19,270
Yellow metal, in bars, bolts and for sheathing.	Great Britain	1,800	26,628	1,800	26,628
	B. W. Indies	33	300	33	300
	Germany	227	2,762	227	2,762
	United States	18	305	18	305
	Total	2,078	29,995	2,078	29,995
Zinc in blocks, pigs, sheets and plates. . .	Great Britain	8,420	56,385	8,420	56,385
	Belgium	7,222	45,839	7,222	45,839
	France	33	218	33	218
	Germany	2,928	18,225	2,928	18,225
	St. Pierre	60	200	60	200
	United States	5,799	37,571	5,799	37,571
	Total	24,462	158,438	24,462	158,438
Zinc, seamless drawn tubing.	United States	Lbs. 71	12	Lbs. 71	12
Molasses, the produce of any British country entitled to the benefits of the British Preferential Tariff, when produced from sugar cane and imported direct by vessel from the country of production in the original package in which it was placed at the point of production and not afterwards subjected to any process of treating or mixing, but not for distillation.	B. W. Indies	4,136,408	778,369	4,137,291	778,564
	B. Guiana	6,899	1,172	6,899	1,172
	Total	4,143,307	779,532	4,144,190	779,736
Syrup or molasses of cane or beet testing under 35 degrees by the Polar scope, for use in the manufacture of compressed food for live stock, when imported by the manufactures of such food, to be used for such manufacture only in their factories, O.C. Aug. 19, 1899.	United States	Lbs. 533,646	5,881	Lbs. 533,646	5,881
Newspapers, and quarterly, monthly and semi-monthly magazines, and weekly literary papers, unbound.	Great Britain		53,036		53,036
	France		1,279		1,279
	Japan		30		30
	United States		260,018		260,018
	Total		314,363		314,363

SESSIONAL PAPER No. 11

No. 1.—GENERAL STATEMENT OF IMPORTS—*Continued.*

ARTICLES IMPORTED.	COUNTRIES.	IMPORTED.		ENTERED FOR HOME CONSUMPTION.	
		Quantity.	Value.	Quantity.	Value.
FREE GOODS— MANUFACTURED ARTICLES— <i>Con.</i>			\$		\$
Noils, being the short wool which falls from the combs in worsted factories; and worsted tops, N. E. S.	Great Britain		201,072		201,072
	Belgium		7,612		7,612
	France		21,391		21,391
	Germany		2,777		2,777
	United States		58,275		58,275
	Total		291,127		291,127
Oil cake and oil cake meal, cotton seed cake and meal, palm nut cake and meal.		Cwt.		Cwt.	
	Great Britain	111	218	111	218
	United States	20,500	26,566	20,500	26,566
	Total	20,611	26,784	20,611	26,784
Oils, viz.—		Galls.		Galls.	
Carbolic or heavy oil	Great Britain	56,020	5,512	56,020	5,512
	Germany	2,006	545	2,000	545
	United States	29,177	4,365	29,177	4,365
	Total	87,197	10,422	87,197	10,422
Cotton seed imported by manufacturers of liquid annatto, O. C., January 15, 1898.	Great Britain	440	156	440	156
	United States	7,349	2,418	7,349	2,418
	Total	7,789	2,574	7,789	2,574
Cocoa nut and palm in their natural state	Great Britain	153,395	86,870	153,395	86,870
	Australia	19,785	11,555	19,785	11,555
	B. E. Indies	16,142	8,779	16,142	8,779
	United States	70,097	47,979	70,097	47,979
	Total	259,329	155,183	259,329	155,183
Cotton seed for canning fish, O. C., June 4, 1902.	United States	6,071	1,972	6,071	1,972
Palm bleached, for use as material in Canadian manufactures	United States	160	101	160	101
Olive, for manufacturing soap or tobacco or for canning fish.	Great Britain	1,299	733	1,299	733
	Germany	125	79	125	79
	Italy	40	58	40	58
	United States	25,011	12,349	25,011	12,349
	Total	26,475	13,219	26,475	13,219
Petroleum crude, fuel and gas oils (8233 specific gravity)	United States	19,805,656	667,172	19,805,656	667,172
Rosin oil	Great Britain		4,344		4,344
	United States		30,437		30,437
	Total		34,781		34,781

6-7 EDWARD VII., A. 1907

No. 1.—GENERAL STATEMENT OF IMPORTS—*Continued.*

ARTICLES IMPORTED.	COUNTRIES.	IMPORTED.		ENTERED FOR HOME CONSUMPTION.	
		Quantity.	Value.	Quantity.	Value.
FREE GOODS— MANUFACTURED ARTICLES— <i>Con.</i>			§		§
Paper tubes and cones, when imported by manufacturers of cotton yarns or fabrics, to be used in winding yarns thereon. O.C., March 9, 1901.....	Great Britain.....		63		63
	United States.....		5,467		5,467
	Total		5,530		5,530
Paper, photographic, plain basic, baryta coated, for albumenizing or sensitizing, when imported by manufacturers of sensitized paper.....	Great Britain.....		264		264
	Belgium.....		682		682
	France.....		621		621
	Germany.....		7,496		7,496
	United States.....		13,341		13,341
	Total		22,404		22,404
Philosophical and scientific apparatus, utensils, instruments and preparations, including boxes and bottles containing the same, of a class or kind not manufactured in Canada, when specially imported in good faith for use and by order of any society or institution incorporated or established solely for religious, philosophical, educational, scientific or literary purposes, or for the encouragement of the fine arts, or for the use or by order of any college, academy, school or seminary of learning in Canada, and not for sale.....	Great Britain.....		13,185		13,185
	France.....		1,749		1,749
	Germany.....		15,056		15,056
	Holland.....		145		145
	United States.....		36,523		36,523
	Total		66,658		66,658
Photographs, not exceeding three, sent by friends and not for purpose of sale.....	Great Britain.....		5		5
	United States.....		194		194
Piano and organ parts:—Key pins, damper springs, jack springs, regulating spoons, bridle wires, damper wires, back check wires, dowel wires, German centre pins, rail hooks, brass brackets, plates, damper rod nuts, damper sockets and screws, shell, brass sapstan screws, brass flange plates and screws, hammer wires, fly felt, butt felt, damper felt, hammer rail cloth, back check felt, catch felt, thin damper felt, whip cloth, bushing cloth, hammer felt, back hammer felt, bridle leather and buckskin, when imported by manufacturers of piano-keys, actions, hammers, base dampers and organ keys, to be used exclusively for the manufacture of such articles in their own factories, O.C., June 6, 1901.	Great Britain.....		6,900		6,900
	Aust.-Hungary.....		76		76
	Germany.....		28,325		28,325
	United States.....		33,102		33,102
	Total		68,403		68,403
Pictorial illustrations of insects, &c., when imported for the use of colleges and schools, scientific and literary societies.	France.....		23		23

SESSIONAL PAPER No. 11

No. 1.—GENERAL STATEMENT OF IMPORTS—*Continued.*

ARTICLES IMPORTED.	COUNTRIES.	IMPORTED.		ENTERED FOR HOME CONSUMPTION.	
		Quantity.	Value.	Quantity.	Value.
FREE GOODS— MANUFACTURED ARTICLES— <i>Con.</i>		Galls.	\$	Galls.	\$
Pitch and tar (pine) in packages of not less than 15 gallons	Great Britain.....	34,286	1,745	34,286	1,745
	United States.....	103,570	12,287	103,570	12,287
	Total	137,856	14,032	137,856	14,032
Plaits, plain, chip, manilla, cotton, mohair, straw, tuscan and grass	Great Britain.....		35,791		35,791
	Aust.-Hungary		49		49
	Belgium.....		565		565
	France.....		11,018		11,018
	Germany.....		5,315		5,315
	Holland.....		48		48
	Italy.....		7,667		7,667
	Japan.....		4,335		4,335
	Switzerland.....		14,290		14,290
	United States.....		81,578		81,578
	Total		160,656		160,656
Printing presses (rotary) of a class or kind not made in Canada	United States.....	No. 97	398,187	No. 97	398,187
	Great Britain.....		1,333		1,333
Prunella	Great Britain.....	Cwt. 61,835	93,711	Cwt. 61,835	93,711
	Hong Kong.....	1	3	1	3
	Newfoundland.....	112	537	112	537
	Belgium.....	2,842	2,893	2,842	2,893
	France.....	3,260	5,136	3,260	5,136
	Germany.....	19,438	34,357	19,438	34,357
	United States.....	1,610,313	225,085	1,610,313	225,085
	Total	1,697,801	361,722	1,697,801	361,722
Resin or rosin in packages of not less than 100 lbs.....	Great Britain.....	1,048	2,616	1,048	2,616
	Germany.....	6	67	6	67
	United States.....	187,698	346,432	187,698	346,432
	Total	188,752	349,115	188,752	349,115
Rubber, crude caoutchouc or India rubber unmanufactured	Great Britain.....	Lbs. 4,191	1,775	Lbs. 4,191	1,775
	B. E. Indies.....	1,000	1,426	1,000	1,426
	France.....	250	280	250	280
	United States.....	2,485,315	2,391,347	2,485,315	2,391,347
	Total	2,490,756	2,394,828	2,490,756	2,394,828
Rubber, recovered, and rubber substitute and hard rubber in sheets.....	Great Britain.....	1,046	90	1,046	90
	B. W. Indies.....	1,900	57	1,900	57
	Newfoundland.....	1,196	54	1,196	54
	Germany.....	2,605	1,893	2,605	1,893
	St. Pierre.....	900	40	900	40
	United States.....	3,061,541	355,246	3,061,541	355,246
	Total	3,069,188	357,380	3,069,188	357,380

6-7 EDWARD VII., A. 1907

No. 1.—GENERAL STATEMENT OF IMPORTS—*Continued.*

ARTICLES IMPORTED.	COUNTRIES.	IMPORTED.		ENTERED FOR HOME CONSUMPTION.	
		Quantity.	Value.	Quantity.	Value.
		Lbs.	£	Lbs.	£
FREE GOODS— MANUFACTURED ARTICLES— <i>Con.</i>					
Rubber, powdered, and rubber waste.	United States.	330,272	22,548	330,272	22,548
Rubber thread, elastic	United States.	1,255	2,171	1,255	2,171
Soap, whale oil	Great Britain.	19,554	441	19,554	441
	United States.	6,357	247	6,357	247
	Total	25,911	688	25,911	688
Spurs and stiltis used in the manufacture of earthenware	United States.		880		880
Square or round reeds and raw hide-centres, textile leather or rubber heads, thumbs and tips, and steel, iron or nickel caps for whip ends, imported by whip manufacturers for use in the manufacture of whips in their own factories	Great Britain.		106		106
	United States.		23,956		23,956
	Total		24,062		24,062
Surgical and dental instruments and surgical needles	Great Britain.		19,395		19,395
	Aust.-Hungary		74		74
	China		1		1
	France.		3,986		3,986
	Germany.		13,003		13,003
	United States.		161,599		161,382
Total			198,058		197,841
Teasels	Great Britain.		423		423
	United States.		304		304
	Total		727		727
Turpentine, raw or crude	United States.	Lbs. 53,474	3,688	Lbs. 53,474	3,688
Vaccine points, articles for the manufacture, viz.: Glass caps, shells, containers and capillary tubes; rubber bulbs, boxes or corks; only when imported by manufacturers of vaccine points. (O.C., 13th July, 1901)	United States.		10		10
Varnish, black and bright, for ships use. . .	Great Britain.	Galls. 50	93	Galls. 50	93
	United States.	898	475	898	475
	Total	948	568	948	568

SESSIONAL PAPER No. 11

No. 1.—GENERAL STATEMENT OF IMPORTS—Continued.

ARTICLES IMPORTED.	COUNTRIES.	IMPORTED.		ENTERED FOR HOME CONSUMPTION.	
		Quantity.	Value.	Quantity.	Value.
FREE GOODS— MANUFACTURED ARTICLES— <i>Con.</i>		Lbs.	\$	Lbs.	\$
Yarn, Botany yarn single, in numbers 30 and finer, on mule cops, dry spun on what is known as the French and Belgian system, not doubled or twisted, in white only, when imported by manufacturers of cashmere socks and stockings, to be used exclusively for the manufacture of such articles in their own factories, O.C., June 6, 1901.....	Great Britain.....	150,121	91,810	150,121	91,810
Yarn, cotton, No. 40 and finer.	Great Britain.....	981,937	304,979	981,937	304,979
	France.....	1,711	5,345	1,711	5,345
	Germany.....	1,919	771	1,919	771
	United States....	182,756	70,922	182,756	70,922
Yarn, cotton, polished or glazed, when imported by manufacturers of shoe laces, for the manufacture of such goods in their own factories, O.C., March 1, 1899.....	Total.....	1,168,323	382,017	1,168,323	382,017
	Germany.....	23,737	4,637	23,737	4,637
	United States....	575	1,499	575	1,499
Yarn, of jute, flax or hemp for the manufacture of towels, when imported by the manufacturers of jute linen or union towels to be used in their own factories in the manufacture of such articles, O.C., April 14, 1902.	Total.....	24,312	6,136	24,312	6,136
	Great Britain.....	93,253	14,170	93,253	14,170
	United States....	3,000	258	3,000	258
	Total.....	96,253	14,428	96,253	14,428
Yarn, mohair.....	Great Britain.....	1,369	1,243	1,369	1,243
	United States....	221	157	221	157
	Total.....	1,590	1,400	1,590	1,400
Yarn, spun from the hair of the alpaca or of the angora goat, imported by manufacturers of braid for use exclusively in their factories in the manufacture of such braids only.....	Great Britain.....	102	63	102	63
	France.....	90	386	90	386
	Total.....	192	449	192	449
Yarn, wool or worsted, genapped, dyed or finished, imported by manufacturers of braids, cords, tassels and fringes....	Great Britain.....	48,340	21,323	48,340	21,323
	France.....	10	10	10	10
	United States....	4,766	3,709	4,766	3,709
	Total.....	53,116	25,042	53,116	25,042
MISCELLANEOUS ARTICLES.					
Anatomical preparations and skeletons or parts thereof.....	France.....		438		438
	Germany.....		102		102
	United States....		1,584		1,584
	Total.....		2,124		2,124

6-7 EDWARD VII., A. 1907

No. 1.—GENERAL STATEMENT OF IMPORTS—*Continued.*

ARTICLES IMPORTED.	COUNTRIES.	IMPORTED.		ENTERED FOR HOME CONSUMPTION.	
		Quantity.	Value.	Quantity.	Value.
FREE GOODS— MISCELLANEOUS ARTICLES— <i>Con.</i>			§		§
Apparel, wearing, and other personal and household effects, not merchandise, of British subjects dying abroad, but domiciled in Canada; books, pictures, family plate or furniture, personal effects and heirlooms left by bequest.....	Great Britain		3,038		3,038
	B. W. Indies		100		100
	Japan		200		200
	United States.....		816		816
	Total		4,154		4,154
Articles the growth, produce or manufacture of Canada, returned after having been exported.....	Great Britain.....		103,900		103,900
	Australia		262		262
	B. E. Indies		105		105
	B. W. Indies		1,363		1,363
	Newfoundland.....		2,631		2,631
	Belgium.....		543		543
	Cuba		370		370
	France.....		2,873		2,873
	Germany.....		2,017		2,017
	Holland		1,044		1,044
	St. Pierre.....		55		55
	United States.....		669,291		669,291
	Total		784,454		784,454
Articles for the use of the Governor General.....	Great Britain.....		7,442		7,645
	B. Africa.....		120		120
	France.....		74		323
	Germany.....		15		15
	Japan.....		75		75
	United States.....		4,699		4,699
	Total		12,425		12,877
Articles for the personal or official use of Consuls General who are natives or citizens of the country they represent, and who are not engaged in any other business or profession.....	Great Britain		105		105
	Aust. Hungary		89		89
	Belgium.....		22		22
	Cuba		289		289
	Egypt.....		37		37
	France.....		156		659
	Germany.....		99		99
	Japan.....		413		413
	Norway.....		27		27
	Russia.....		5		5
	Sweden.....		15		15
	Spain.....		7		7
	United States.....		1,540		1,540
	Total		2,760		3,307

SESSIONAL PAPER No. 11

No. 1.—GENERAL STATEMENT OF IMPORTS—*Continued.*

ARTICLES IMPORTED.	COUNTRIES.	IMPORTED.		ENTERED FOR HOME CONSUMPTION.	
		Quantity.	Value.	Quantity.	Value.
FREE GOODS— MISCELLANEOUS ARTICLES— <i>Con.</i>			£		£
Articles imported by, or for the use of, the Dominion Government, or any of the Departments thereof, or by and for the Senate and House of Commons, &c.	Great Britain..... Hong Kong..... Newfoundland..... Belgium..... France..... Germany..... Greece..... Spain..... Sweden..... Switzerland..... United States.....		794,497 81 450 3,681 128,304 75,390 4 7 611 22 828,515		794,707 81 450 3,681 128,304 75,390 4 7 611 22 829,551
Articles for the use of the Army and Navy, viz. :— Arms, military or naval clothing, musical instruments for bands, military stores, and munitions of war; also articles consigned direct to officers and men on board vessels of His Majesty's navy, for their own personal use.	Total..... Great Britain..... B. E. Indies..... Newfoundland..... B. Poss., other..... United States..... Total.....		1,831,472 5,782 10 300 163 1,550 7,805		1,832,808 5,782 10 300 163 1,689 7,944
Articles ex-warehoused for ships' stores.	Great Britain..... Australia..... B. Guiana..... B. W. Indies..... Newfoundland..... New Zealand..... Cuba..... Egypt..... France..... Germany..... Greece..... Holland..... Japan..... Philippines..... Porto Rico..... Portugal..... St. Pierre..... Spain..... United States..... Total.....				27,545 699 6 268 25 943 690 139 3,778 394 45 311 671 88 99 20 5 903 361,423 398,052
Articles ex-warehoused for excise purposes to be manufactured in bond, not elsewhere specified.	United States.....				3,007
Articles for the Anglo-American Telegraph Co	Great Britain..... United States..... Total.....		8 35 43		8 35 43

Articles ex-warehoused for excise purposes to be manufactured in bond, not elsewhere specified.

Articles for the Anglo-American Telegraph Co

6-7 EDWARD VII., A. 1907

No. 1.—GENERAL STATEMENT OF IMPORTS—*Continued.*

ARTICLES IMPORTED.	COUNTRIES.	IMPORTED.		ENTERED FOR HOME CONSUMPTION.	
		Quantity.	Value.	Quantity.	Value.
FREE GOODS—			\$		\$
MISCELLANEOUS ARTICLES— <i>Con.</i>					
Bacteriological products or serums for subcutaneous injections.....	Great Britain.....		3,213		3,213
	France.....		4,117		4,117
	Japan.....		5		5
	United States.....		37,965		37,965
	Total.....		45,300		45,300
Barrels or packages of Canadian manufacture which have been exported filled with Canadian products, when returned, or exported empty and returned filled with foreign products...	Great Britain.....		360		360
	B. W. Indies.....		22		22
	Newfoundland.....		130		130
	Belgium.....		110		110
	Germany.....		29		29
	Holland.....		23		23
	St. Pierre.....		12		12
	United States.....		28,546		28,546
	Total.....		29,232		29,232
Bird skins and skins of animals not native to Canada, for taxidermic purposes, not further manufactured than prepared for preservation.....	Great Britain.....		560		560
	United States.....		100		100
	Total.....		660		660
Botanical specimens.....	Great Britain.....		10		10
	United States.....		11		11
	Total.....		21		21
Cabinets of coins, collections of medals, and of other antiquities, including collections of postage stamps.....	Great Britain.....		12,452		12,452
	Australia.....		15		15
	Aust.-Hungary.....		366		366
	Belgium.....		890		890
	Egypt.....		1,000		1,000
	France.....		455		455
	Germany.....		150		150
	Holland.....		971		971
	Italy.....		10		10
	United States.....		4,339		4,332
	Total.....		29,791		29,791
Casts as models for the use of schools of design.....	United States.....		43		43
Clothing, and books, donations of, for charitable purposes.....	Great Britain.....		3,682		3,682
	B. E. Indies.....		15		15
	Newfoundland.....		3		3
	France.....		35		35
	Italy.....		50		50
	St. Pierre.....		4		4
	United States.....		6,265		6,265
	Total.....		10,054		10,054

SESSIONAL PAPER No. 11

No. 1.—GENERAL STATEMENT OF IMPORTS—*Continued.*

ARTICLES IMPORTED.	COUNTRIES.	IMPORTED.		ENTERED FOR HOME CONSUMPTION.	
		Quantity.	Value.	Quantity.	Value.
		Lbs.	\$	Lbs.	\$
FREE GOODS— MISCELLANEOUS ARTICLES— <i>Con.</i>					
Coffee, green, imported direct from the country of growth and production or purchased in bond in the United Kingdom.....	Great Britain..... B. E. Indies..... B. W. Indies..... B. Poss. other..... Arabia..... Brazil..... Cent. Am. States..... Cuba..... Dutch E. Indies..... Hawaii..... Holland..... Mexico..... Porto Rico..... Venezuela..... Turkey.....	954,548 44,490 192,184 1,680 115,850 3,763,459 774,081 50 10,000 119,834 516 236,327 3,475 679,663 8,400	124,544 5,117 16,808 237 15,663 311,464 99,850 5 1,611 13,593 165 30,413 437 71,864 1,368	954,548 44,400 192,184 1,680 115,850 3,763,459 774,081 50 10,000 119,834 616 236,327 3,475 679,663 8,400	124,544 5,117 16,808 237 15,663 311,464 99,850 5 1,611 13,593 165 30,413 437 71,864 1,368
	Total.....	6,904,567	693,139	6,904,567	693,139
Entomological specimens.....	Great Britain..... United States.....		62 184		62 184
	Total.....		246		246
Ice.....	United States.....		5,049		5,049
Models of inventions and of other improvements in the arts, but no article shall be deemed a model which can be fitted for use.....	Great Britain..... Australia..... Belgium..... United States.....		162 49 237 16,953		162 49 237 16,953
	Total.....		17,401		17,401
Paintings in oil, or water colours by artists of well-known merit, or copies of the old masters by such artists.....	Great Britain..... Newfoundland..... Aust.-Hungary..... Belgium..... Denmark..... France..... Germany..... Holland..... Italy..... Switzerland..... United States.....		406,565 50 267 660 300 3,204 4,176 117,656 4,832 79 289,936		406,565 50 267 660 300 3,204 4,176 117,656 4,832 79 289,936
	Total.....		827,725		827,725
Paintings in oil or water colours, the production of Canadian artists.....	Great Britain..... France..... Italy..... United States.....		20 250 100 343		20 250 100 343
	Total.....		713		713

6-7 EDWARD VII., A. 1907

No. 1.—GENERAL STATEMENT OF IMPORTS—Continued.

ARTICLES IMPORTED.	COUNTRIES.	IMPORTED.		ENTERED FOR HOME CONSUMPTION.	
		Quantity.	Value.	Quantity.	Value.
FREE GOODS— MISCELLANEOUS ARTICLES— <i>Con.</i>			§		§
Passover bread, O.C.	United States.		15,044		15,044
Settlers' effects.	Great Britain.		1,949,485		1,949,485
	Australia		4,795		4,795
	B. Africa		435		435
	B. E. Indies		572		572
	B. Guiana		20		20
	B. W. Indies.		2,665		2,665
	Hong Kong.		6,355		6,355
	Newfoundland		6,427		6,427
	New Zealand.		715		715
	Aust.-Hungary.		540		540
	Belgium.		75,986		75,986
	China.		2,480		2,480
	Denmark.		25		25
	Egypt.		50		50
	France.		14,006		14,006
	Fr. W. Indies.		20		20
	Germany.		11,421		11,421
	Hawaii.		130		130
	Holland.		470		470
	Japan.		750		750
	Norway		10		10
	Roumania.		1,215		1,215
	Russia.		5,080		5,080
	St. Pierre.		982		982
	Spain.		220		220
	Switzerland.		40		40
	United States.		7,169,617		7,169,617
	Total		9,254,511		9,254,511
Specimens, models and wall diagrams for illustration of natural history for universities and public museums.	Great Britain.		278		278
	France.		129		129
	Germany.		325		325
	United States.		602		602
	Total		1,334		1,334
Tea of India, black, imported direct, or purchased in bond in United Kingdom.		Lbs.		Lbs.	
	Great Britain.	2,317,012	349,245	2,317,012	349,245
	B. E. Indies.	6,063,380	784,120	6,063,380	784,120
	Total	8,380,392	1,133,365	8,380,392	1,133,365
Tea of India, green, imported direct, or purchased in bond in United Kingdom.					
	Great Britain.	75,028	9,902	75,028	9,902
	B. E. Indies.	423,292	52,561	423,292	52,561
	Total	498,320	62,463	498,320	62,463
Tea of Ceylon, black, imported direct, or purchased in bond in United Kingdom.					
	Great Britain.	3,341,236	560,015	3,341,236	560,015
	B. E. Indies.	6,700,282	931,770	6,700,282	931,770
	Total	10,041,518	1,491,785	10,041,518	1,491,785
Tea of Ceylon, green, imported direct, or purchased in bond in United Kingdom.					
	Great Britain.	338,467	47,887	338,467	47,887
	B. E. Indies.	1,141,856	153,424	1,141,856	153,424
	Total	1,480,323	201,311	1,480,323	201,311

SESSIONAL PAPER No. 11

No. 1.—GENERAL STATEMENT OF IMPORTS—*Continued.*

ARTICLES IMPORTED.	COUNTRIES.	IMPORTED.		ENTERED FOR HOME CONSUMPTION.	
		Quantity.	Value.	Quantity.	Value.
		Lbs.	\$	Lbs.	\$
FREE GOODS— MISCELLANEOUS ARTICLES— <i>Con.</i>					
Tea of China, black, imported direct, or purchased in bond in United Kingdom.	Great Britain.....	155,255	23,629	155,255	23,629
	Hong Kong.....	18,343	2,571	18,343	2,571
	China.....	572,236	80,405	572,236	80,405
	Total	745,834	106,605	745,834	106,605
Tea of China, green, imported direct, or purchased in bond in United Kingdom.	Great Britain.....	59,241	8,101	59,241	8,101
	Hong Kong.....	1,140	179	1,140	179
	China.....	420,687	62,646	420,687	62,646
	Total	481,068	70,926	481,068	70,926
Tea of Japan, green, imported direct, or purchased in bond in United Kingdom.	Great Britain.....	64,711	9,736	64,711	9,736
	Japan.....	3,768,310	562,317	3,768,310	562,317
	Total	3,833,021	572,053	3,833,021	572,053
Vaccine and ivory vaccine points	United States.....		5,018		5,018
Coins, gold and silver, except U. S. silver coin.....	Great Britain.....		10,673		10,673
	B. W. Indies.....		3,521		3,521
	Hong Kong.....		399		399
	United States.....		6,256,413		6,256,413
	Total		6,271,006		6,271,006
Gold bullion, in bars, blocks, ingots, drops, sheets or plates, unmanufactured.....	China.....		25		25
	France.....		290		290
	United States.....		349,206		349,206
	Total		349,521		349,521
Silver bullion, in bars, blocks, ingots, drops, sheets or plates, unmanufactured.	United States.....		458,076		458,076
Menageries.....	United States.....		51,036		
Paintings for exhibition.....	United States.....		114,200		
Other articles.....	Great Britain.....		766		766
	France.....		400		400
	Germany.....		470		470
	United States.....		17,371		17,371
	Total		19,007		19,007
	Total free goods.....		117,495,683		117,314,698

6-7 EDWARD VII., A. 1907

No. 1.—GENERAL STATEMENT OF IMPORTS—*Concluded.*

RECAPITULATION, 1905-6.

ENTERED FOR HOME CONSUMPTION.

TOTALS.	PROVINCES.	IMPORTED.						GENERAL TARIFF.						PREFERENTIAL TARIFF.						SURTAX TARIFF.						TOTAL.	
		Value.		Duty.		cts.	Value.		Duty.		cts.	Value.		Duty.		cts.	Value.		Duty.		cts.	Value.	Duty.				
		\$	cts.	\$	cts.		\$	cts.	\$	cts.		\$	cts.	\$	cts.		\$	cts.	\$	cts.				\$	cts.		
Total Dutiable Goods	Ontario	76,563,813	54,848,095	14,051,501	35	16,802,108	3,533,227	83	2,499,025	981,913	12	2,499,025	981,913	12	74,149,226	19,166,612	30	74,149,226	19,166,612	30	74,149,226	19,166,612	30				
	Quebec	57,971,616	28,719,170	9,382,368	98	25,036,655	5,111,121	37	2,838,973	980,578	47	2,838,973	980,578	47	56,594,798	15,474,068	82	56,594,798	15,474,068	82	56,594,798	15,474,068	82				
	Nova Scotia	7,873,257	3,320,659	1,251,898	70	4,600,273	947,550	43	115,697	46,506	89	115,697	46,506	89	8,036,629	2,245,956	52	8,036,629	2,245,956	52	8,036,629	2,245,956	52				
	New Brunswick	4,463,141	2,785,764	1,091,321	41	1,498,582	309,683	98	151,066	56,410	73	151,066	56,410	73	4,435,412	1,458,016	12	4,435,412	1,458,016	12	4,435,412	1,458,016	12				
	Manitoba	14,145,065	11,454,862	3,158,203	51	2,811,196	600,327	67	216,685	91,318	50	216,685	91,318	50	14,206,743	3,849,879	68	14,206,743	3,849,879	68	14,206,743	3,849,879	68				
	B. Columbia	11,632,172	8,253,893	2,702,100	11	3,074,335	589,830	39	105,660	41,875	13	105,660	41,875	13	11,433,948	3,336,805	66	11,433,948	3,336,805	66	11,433,948	3,336,805	66				
	P. E. Island	268,616	166,980	76,125	57	99,717	20,060	81	5,448	2,464	87	5,448	2,464	87	272,145	98,651	25	272,145	98,651	25	272,145	98,651	25				
	N.W. Territories	2,880,283	2,678,549	701,731	01	206,772	46,014	27	14,663	5,933	71	14,663	5,933	71	2,899,984	753,679	02	2,899,984	753,679	02	2,899,984	753,679	02				
	Yukon	1,028,970	992,600	282,010	72	4,104	1,035	89	1,821	675	05	1,821	675	05	998,825	283,721	66	998,825	283,721	66	998,825	283,721	66				
	Prepaid British postal packages	18,399	18,399	3,680	15										18,399			18,399			18,399						
	TOTALS	176,790,332	112,938,969	33,301,541	57	54,164,102	11,158,853	14	5,943,638	2,210,766	47	5,943,638	2,210,766	47	173,046,109	46,671,101	18	173,046,109	46,671,101	18	173,046,109	46,671,101	18				
Free Goods	Ontario	52,690,454												51,915,291			51,915,291			51,915,291							
	Quebec	41,900,615												41,797,414			41,797,414			41,797,414							
	Nova Scotia	6,223,795												6,273,735			6,273,735			6,273,735							
	New Brunswick	4,445,523												4,490,997			4,490,997			4,490,997							
	Manitoba	4,952,442												4,910,483			4,910,483			4,910,483							
	B. Columbia	4,086,407												4,150,472			4,150,472			4,150,472							
	P. E. Island	266,640												266,672			266,672			266,672							
	N.W. Territories	3,265,153												3,265,853			3,265,853			3,265,853							
	Yukon	282,650												283,781			283,781			283,781							
	TOTALS	117,495,683												117,314,698			117,314,698			117,314,698							

6-7 EDWARD VII., A. 1907

No. 2.—ABSTRACT BY COUNTRIES,

COUNTRIES.	IMPORTS.			General Tariff.	
	Dutiable.	Free.	Total.	Value.	Duty.
	Value.	Value.	Value.	Value.	Duty.
	£	£	£	£	£ cts.
Great Britain	52,767,022	16,550,128	69,317,150	6,054,931	3,254,634 36
Australia	31,100	195,097	226,197	28,383	9,104 08
British Africa	282,998	14,661	297,659	17,827	1,964 93
" East Indies	912,150	2,508,304	3,420,454	15,550	4,491 36
" West Indies	4,351,727	1,102,267	5,453,994	44,400	61,832 96
" Guiana	2,065,870	1,496	2,067,366	15,148	131,726 08
Fiji Islands	454,380	72	454,452	47	6 32
Gibraltar	51	51	51	21 64
Hong Kong	146,242	18,304	167,546	150,172	98,166 63
Newfoundland	6,056	1,752,751	1,758,807	5,649	1,092 68
New Zealand	7,431	294,644	302,075	244	81 95
British Possessions, other	654	400	1,054	693	1,301 70
Total, British Empire	61,028,681	22,438,124	83,466,805	6,333,095	3,564,474 69
Arabia	147	15,663	15,810	276	87 75
Argentina	6,177	1,488,113	1,494,290	3,553	556 66
Austria-Hungary	742,036	52,317	794,353	733,173	205,202 59
Belgium	1,943,473	379,589	2,323,062	2,214,508	508,247 32
Brazil	11,069	327,683	338,752	11,083	1,248 60
Central American States	33,287	106,976	140,263	75,230	22,825 83
Chili	109,262	109,262
China	281,612	259,140	540,752	284,815	169,043 69
Corea	11	11	11	1 10
Cuba	385,624	59,476	445,100	380,578	391,889 20
Denmark	7,908	22,122	30,030	5,330	1,260 30
Danish West Indies	39	197 20
Dutch East Indies	596,694	1,611	598,305	838,379	230,495 79
Ecuador	316	316	316	94 80
Egypt	22,728	6,885	29,613	21,073	30,010 95
France	6,240,402	1,457,645	7,698,047	6,181,635	2,509,884 10
French Africa	14,548	14,548	75	32 75
French West Indies	350	350
Germany	5,046,778	1,993,313	7,040,091	101,806	25,067 83
Greece	289,250	29	289,279	300,845	88,824 99
Hawaii	198	15,779	15,977	198	46 53
Holland	589,214	571,027	1,160,241	612,791	1,620,478 12
Iceland	68	2,235	2,303	68	31 55
Italy	526,752	54,212	580,964	499,420	118,675 97
Japan	1,036,084	626,845	1,662,929	1,046,026	317,533 26
Madeira	44	33 90
Mexico	64,372	223,144	287,516	64,193	19,263 10
Norway	74,307	20,079	94,386	67,944	18,686 05
Persia	8,434	8,434	8,434	2,193 70
Peru	70,143	70,143	188,852	74,719 57
Philippines	8 207	50	8,257	10,541	33,236 25
Porto Rico	211,174	457	211,631	272,011	19,778 90
Portugal	122,267	15,381	137,648	113,203	44,716 82
Roumania	173	1,215	1,388	173	118 20
Russia	61,893	198,068	259,961	59,752	12,186 75
St. Pierre	18,737	3,561	22,298	1,742	474 91

SESSIONAL PAPER No. 11

DUTIABLE AND FREE.

ENTERED FOR CONSUMPTION.

Preferential Tariff.		Surtax Tariff.		Total Dutiable.	Total Free.	Grand Total.	
Value.	Duty.	Value.	Duty.	Value	Value.	Value.	Duty.
\$	\$ cts.	\$	\$ cts.	\$	\$	\$	\$ cts.
45,723,019	9,380,210 11	837,775	309,354 88	52,615,725	16,578,863	69,194,588	12,944,249 35
142,867	25,419 95			28,383	195,796	224,179	9,104 08
830,131	121,706 60			160,694	14,661	175,355	27,384 88
4,715,920	1,057,383 06	51	20 40	845,681	2,508,304	3,353,985	126,197 96
2,477,559	504,040 09			4,760,371	1,102,739	5,863,110	1,119,236 42
269,080	69,385 43			2,492,707	1,502	2,494,209	635,766 17
				269,127	72	269,199	69,391 75
				51		51	21 64
				150,172	18,304	168,476	98,166 63
				5,649	1,752,776	1,758,425	1,092 68
5,526	707 90			5,770	295,587	301,357	789 85
				693	400	1,093	1,301 70
54,164,102	11,158,853 14	837,826	309,375 28	61,335,923	22,469,001	83,804,927	15,054,703 11
				276	15,663	15,939	87 75
				3,553	1,488,113	1,491,666	556 66
		11,721	4,553 53	744,894	52,317	797,211	209,756 12
		15,975	3,337 34	2,230,483	379,589	2,610,072	511,584 66
				11,083	327,683	338,766	1,248 60
				75,230	106,976	182,206	22,825 83
					109,262	109,262	
		20	6 67	284,835	259,140	543,975	169,050 36
				11		11	1 10
				380,578	58,462	439,040	391,889 20
				5,330	22,122	27,452	1,260 30
				39		39	197 20
				838,379	4,130	842,509	230,495 79
				316		316	94 80
				21,073	7,061	28,134	30,010 95
		23,977	10,150 87	6,205,612	1,462,375	7,667,987	2,520,034 97
				75	14,548	14,623	32 75
					350	350	
		4,899,916	1,827,470 64	5,001,722	1,985,592	6,987,314	1,852,538 47
				300,845	74	300,919	88,824 99
				198	15,779	15,977	46 53
		604	233 60	613,395	566,497	1,179,892	1,620,711 72
				68	2,235	2,303	31 55
		123	49 20	499,543	54,212	553,755	118,725 17
				1,046,026	627,516	1,673,542	317,533 26
				44		44	33 90
				64,193	223,144	287,337	19,263 10
		86	22 94	68,030	20,079	88,109	18,708 99
				8,434		8,434	2,193 70
				188,842		188,852	74,719 57
				10,541	138	10,679	33,236 25
				272,011	556	272,567	19,778 90
				113,203	15,401	128,604	44,716 82
				173	1,215	1,388	118 20
		415	83 00	60,167	198,068	258,235	12,269 75
				1,742	3,566	5,308	474 91

6-7 EDWARD VII., A. 1907

No. 2—ABSTRACT BY COUNTRIES,

COUNTRIES.	IMPORTS.			General Tariff.	
	Dutiable.	Free.	Total.	Value.	Duty.
	Value.	Value.	Value.	Value.	Duty.
	£	£	£	£	£ cts.
Spain.....	886,815	44,427	931,242	883,454	289,363 62
Sweden.....	83,913	9,761	93,674	83,456	18,725 80
Switzerland.....	1,982,529	49,527	2,032,056	1,959,323	545,566 89
Turkey.....	211,791	152,021	363,812	189,452	49,540 43
United States.....	94,196,820	86,529,291	180,726,111	89,391,824	22,133,014 68
Uruguay.....		173,893	173,893		
Venezuela.....	248	71,864	72,112	248	49 60
Total, Other Countries.....	115,761,651	95,057,559	210,819,210	106,605,874	29,503,406 05
Duty on articles lower than home trade price.....					74,409 28
Additional duties.....					159,251 55
Grand Totals.....	176,790,332	117,495,683	294,286,015	112,938,969	33,301,541 57

SESSIONAL PAPER No. 11

DUTIABLE AND FREE.—*Concluded.*

ENTERED FOR CONSUMPTION.

Preferential Tariff.		Surtax Tariff.		Total Dutiable.	Total Free.	Grand Total.	
Value.	Duty.	Value.	Duty.	Value.	Value.	Value.	Duty.
§	§ cts.	§	§ cts.	§	§ cts.	§	§ cts.
.....	883,454	45,337	928,791	289,363 62
.....	1	0 40	83,457	9,761	93,218	18,726 29
.....	3,422	1,334 74	1,962,745	49,660	2,012,405	546,901 63
.....	189,432	152,021	341,473	49,540 43
.....	148,952	54,088 26	89,540,776	86,321,295	175,862,071	22,187,102 94
.....	173,893	173,893
.....	248	71,864	72,112	49 60
.....	5,105,212	1,901,331 19	111,711,086	94,843,694	206,556,780	31,404,737 24
.....	74,409 28
.....	159,251 55
54,164,102	11,158,853 14	5,943,038	2,210,706 47	173,046,109	117,314,698	290,360,807	46,671,101 18

6-7 EDWARD VII., A. 1907

No. 3.—GENERAL STATEMENT by Countries of the Total Quantities and Values of Merchandise exported from the Dominion of Canada, Distinguishing Canadian Produce and Manufactures from those of other Countries, during the Fiscal Year ended June 30, 1906.

ARTICLES EXPORTED.	COUNTRIES.	GOODS, THE PRODUCE OF CANADA.		GOODS, NOT THE PRODUCE OF CANADA.		TOTAL EXPORTS.	
		Quantity.	Value.	Qty.	Value.	Quantity.	Value.
THE MINE.		Lbs.	§	Lbs.	§	Lbs.	§
Arsenic	United States...	129,070	3,141			129,070	3,141
Asbestos		Tons.		Tons.		Tons.	
	Great Britain...	8,614	262,774			8,614	262,774
	Australia.....	10	300			10	300
	Newfoundland..	1	150			1	150
	Aust.-Hungary..	165	4,950			165	4,950
	Belgium.....	2,692	87,635			2,692	87,635
	France.....	1,746	49,620			1,746	49,620
	Germany.....	4,344	111,617			4,344	111,617
	Italy.....	592	23,993			592	23,993
	Norway.....	15	450			15	450
	United States...	38,896	1,036,648			38,896	1,036,648
	Total.....	57,075	1,578,137			57,075	1,578,137
Barytes, ground and un- ground	United States...	Cwt.		Cwt.		Cwt.	
		34,488	14,343			34,488	14,343
Coal.....		Tons.		Tons.		Tons.	
	Great Britain...	15,412	29,014			15,412	29,014
	Bermuda.....	17,382	70,997			17,382	70,997
	British Africa..	7,000	17,600			7,000	17,600
	B. W. Indies...	1,620	6,750			1,620	6,750
	Newfoundland..	187,767	465,443	452	2,883	188,219	468,326
	Cent. Am. States	700	2,000			700	2,000
	Cuba.....	2,700	10,013			2,700	10,013
	France.....	441	1,712			441	1,712
	Germany.....	579	1,872			579	1,872
	Holland.....	532	1,506			532	1,506
	Italy.....	300	900			300	900
	Mexico.....	3,867	11,032			3,867	11,032
	St. Pierre.....	8,978	26,982	60	400	9,038	27,382
	United States...	1,573,233	3,997,467	106,657	144,120	1,679,890	4,141,587
	Total.....	1,820,511	4,643,198	107,169	147,403	1,927,680	4,790,601
Chromite (chromic iron)	United States...	1,808	21,293			1,808	21,293
Felspar.....	United States...	12,516	37,615			12,516	37,615
Gold-bearing quartz, dust, nuggets, &c.....							
	Great Britain...		2,150				2,150
	Hong Kong.....		280				280
	China.....		1,944				1,944
	United States...		12,987,542		12,627		13,000,169
	Total.....		12,991,916		12,627		13,004,543

SESSIONAL PAPER No. 11

No. 3.—GENERAL STATEMENT OF EXPORTS—Continued.

ARTICLES EXPORTED.	COUNTRIES.	GOODS, THE PRODUCE OF CANADA.		GOODS NOT THE PRODUCE OF CANADA.		TOTAL EXPORTS.	
		Quantity.	Value.	Qty.	Value.	Quantity.	Value.
THE MINE— <i>Con.</i>							
		Tons.	\$	Tons.	\$	Tons.	\$
Gypsum or plaster—crude.	B. W. Indies . . .	11	96			11	96
	B. Africa	13	95			13	95
	Bermuda	10	60			10	60
	Newfoundland . . .	100	278			100	278
	St. Pierre	2	3			2	3
	United States . . .	404,718	446,257			404,718	446,257
	Total	404,851	446,789			404,854	446,789
Metals, viz.:—							
Copper, fine, contained in ore, matte, regulus, &c.		Lbs.		Lbs.		Lbs.	
	Great Britain . . .	3,542,446	457,384			3,542,446	457,384
	United States . . .	40,293,005	6,611,739	4,010	682	40,297,015	6,612,421
	Total	43,835,451	7,069,123	4,010	682	43,839,461	7,069,805
Copper, black or coarse, cement copper and copper in pigs	Great Britain . . .	80,895	12,538			80,895	12,538
	Belgium			5,007	746	5,007	746
	Germany	26,017	3,876			26,017	3,876
	United States . . .	339,985	63,096	28,802	5,124	368,787	68,220
	Total	446,897	79,510	33,809	5,870	480,706	85,380
Lead, metallic, contained in ore, &c.		Lbs.		Lbs.		Lbs.	
	Newfoundland . . .	2,700	81			2,700	81
	Germany	23,600	856			23,600	856
	United States . . .	16,927,042	558,132			16,927,042	558,132
	Total	16,953,342	559,069			16,953,342	559,069
Lead pig	Australia	236,975	5,627			236,975	5,627
	Newfoundland . . .	5,300	1,637			5,300	1,637
	China	785,436	27,264			785,436	27,264
	Japan	2,339,574	81,185			2,339,574	81,185
	United States . . .	110,613	3,259			110,613	3,259
	Total	3,477,898	118,972			3,477,898	118,972
Nickel, fine, contained in ore, matte or speiss.	Great Britain . . .	1,963,927	602,613			1,963,927	602,613
	United States . . .	21,995,914	1,564,323			21,995,914	1,564,323
	Total	23,959,841	2,166,936			23,959,841	2,166,936
Platinum, contained in concentrates, or other forms	United States . . .	Ozs. 97	1,966	Ozs. 26	559	Ozs. 123	2,525
Silver, metallic, contain- ed in ore, concentrates, &c.	Great Britain . . .	44,475	20,140			44,475	20,140
	China	155,680	85,062			155,680	85,062
	United States . . .	7,061,372	4,205,326	8,006	4,929	7,069,378	4,210,255
	Total	7,261,527	4,310,528	8,006	4,929	7,269,533	4,315,457

6-7 EDWARD VII., A. 1907

No. 3.—GENERAL STATEMENT OF EXPORTS—*Continued.*

ARTICLES EXPORTED.	COUNTRIES.	GOODS, THE PRODUCE OF CANADA.		GOODS, NOT THE PRODUCE OF CANADA.		TOTAL EXPORTS.	
		Quantity.	Value.	Qty.	Value.	Quantity.	Value.
		Lbs.	\$	Lbs.	\$	Lbs.	\$
THE MINE— <i>Con.</i>							
Mica	Great Britain...	272,454	32,072			272,454	32,072
	France.....	18,615	3,150			18,615	3,150
	Mexico.....	100	200			100	200
	United States...	1,038,465	300,169	34,193	10,674	1,072,658	310,843
	Total	1,329,634	335,591	34,193	10,674	1,363,827	346,265
Mineral pigment, iron oxides, ochres, &c.	Great Britain...	100,000	1,297			100,000	1,297
	United States...	536,810	5,421			536,810	5,421
	Total	636,810	6,718			636,810	6,718
Mineral water		Galls.		Galls.		Galls.	
	Great Britain...	2,031	1,200	16	18	2,047	1,218
	B. Guiana.....	33	15			33	15
	Bermuda.....	1,247	633			1,247	633
	B. W. Indies...	300	56			300	56
	Newfoundland...	408	145			408	145
	Italy.....	28	14			28	14
	United States...	2,145	1,302	38	20	2,183	1,322
	Total	6,192	3,365	54	38	6,246	3,403
Oil—							
Mineral, coal and kero- sene, crude	Newfoundland...			50,820	4,593	50,820	4,593
	St. Pierre.....			134	11	134	11
	United States...			280	25	280	25
	Total			51,234	4,629	51,234	4,629
Mineral, coal and kero- sene, refined	Newfoundland...	839	128	2,686	451	3,525	579
	United States...	13,751	3,024	45	9	13,796	3,033
	Total	14,590	3,152	2,731	460	17,321	3,612
Ores, viz.—		Tons.		Tons.		Tons.	
Antimony	Great Britain...	428	6,157			428	6,157
Iron	Great Britain...	23	125			23	125
	United States...	148,017	345,415	720	2,840	148,737	348,255
	Total	148,040	345,540	720	2,840	148,760	348,380
Manganese	United States...	17	1,240			17	1,240
Other	Great Britain...	342	43,140			342	43,140
	Belgium.....	41	4,130			41	4,130
	France.....	5	1,275			5	1,275
	Germany.....	49	5,636			49	5,636
	United States...	10,922	316,474	2	346	10,924	316,820
	Total	11,359	370,655	2	346	11,361	371,001

SESSIONAL PAPER No. 11

No. 3.—GENERAL STATEMENT OF EXPORTS—*Continued.*

ARTICLES EXPORTED.	COUNTRIES.	GOODS, THE PRODUCE OF CANADA.		GOODS, NOT THE PRODUCE OF CANADA.		TOTAL EXPORTS.	
		Quantity.	Value.	Qty.	Value.	Quantity.	Value.
		Cwt.	\$		\$	Cwt.	\$
THE MINE— <i>Con.</i>							
Plumbago, crude ore and concentrates.....	Great Britain...	41	58			41	58
	United States...	3,935	4,668			3,935	4,668
	Total.....	3,976	4,726			3,976	4,726
		Tons.		Tons.		Tons.	
Pyrites.....	United States...	20,285	49,768	1,822	4,000	22,107	53,768
		Lbs.		Lbs.		Lbs.	
Salt.....	Bermuda.....	700	9			700	9
	B. Africa.....	263,200	757			263,200	757
	Newfoundland..	748	46	7,140,953	19,431	7,140,801	19,477
	New Zealand...	76,000	276			76,000	276
	Mexico.....	200	3			200	3
	United States...	1,280,899	5,579	6,177,860	19,591	7,458,759	25,170
	Total.....	1,621,747	6,670	13,317,913	39,022	14,939,660	45,692
		Tons.				Tons.	
Sand and gravel.....	Newfoundland..	100	300			100	300
	New Zealand...	36	122			36	122
	United States...	346,142	167,624			346,142	167,624
	Total.....	346,278	168,046			346,278	168,046
Stone—ornamental, granite, marble, &c., unwrought.....	Cuba.....	224	2,240			224	2,240
	United States...	2,923	905			2,923	905
	Total.....	3,147	3,145			3,147	3,145
" building, freestone, limestone, &c., unwrought.....	Newfoundland..	80	40			80	40
	United States...	486	1,410			486	1,410
	Total.....	566	1,450			566	1,450
" for manufacture of grindstones, rough ..	United States...	896	10,457			896	10,457
Other articles.....	Great Britain...		5,177		5		5,182
	B. W. Indies...		492		28		520
	Newfoundland..		135				135
	Belgium.....		120				120
	France.....		630				630
	Germany.....		400				400
	United States...		103,401		2,287		105,688
	Total.....		110,415		2,320		112,735

6-7 EDWARD VII., A. 1907

No. 3.—GENERAL STATEMENT OF EXPORTS—*Continued.*

ARTICLES EXPORTED.	COUNTRIES.	GOODS, THE PRODUCE OF CANADA.		GOODS, NOT THE PRODUCE OF CANADA.		TOTAL EXPORTS.	
		Quantity	Value.	Q'ty.	Value.	Quantity.	Value.
THE FISHERIES.		Lbs.	\$	Lbs.	\$	Lbs.	\$
Codfish, including had- dock, ling and pollock, fresh.....	United States...	404,163	11,018	404,163	11,018
		Cwt.		Cwt.		Cwt.	
Codfish, dry salted	Great Britain...	18,552	87,093	18,552	87,093
	Australia.....	226	1,399	226	1,399
	Bermuda.....	4,375	27,924	4,375	27,924
	B. Africa.....	25	150	25	150
	B. W. Indies.....	146,559	855,734	925	4,681	147,484	860,415
	B. Guiana.....	41,844	208,314	41,844	208,314
	B. Honduras.....	25	150	25	150
	Gibraltar.....	600	2,700	600	2,700
	Newfoundland...	8,407	41,348	8,407	41,348
	Argentina.....	1,280	7,000	1,280	7,000
	Brazil.....	93,097	611,062	93,097	611,062
	Cent. Am. States	3,694	23,574	3,694	23,574
	Cuba.....	72,123	394,508	72,123	394,508
	Denmark.....	153	1,068	153	1,068
	Dan. W. Indies.	814	4,676	814	4,676
	Dutch Guiana...	4,216	18,800	4,216	18,800
	France.....	20	120	20	120
	Hawaii.....	448	2,780	448	2,780
	Hayti.....	4,987	29,740	4,987	29,740
	Italy.....	21,485	114,913	21,485	114,913
	Japan.....	609	3,430	609	3,430
	Maderia.....	1,568	10,449	1,568	10,449
	Mexico.....	1,070	5,596	1,070	5,596
	Panama.....	4,174	25,099	4,174	25,099
	Porto Rico.....	70,374	416,699	70,374	416,699
	Portugal.....	8,754	57,727	8,754	57,727
	San Domingo...	544	2,787	544	2,787
	Spain.....	4,442	18,621	4,442	18,621
	U. S. Colombia..	4,448	28,649	4,448	28,649
	United States...	88,766	495,371	88,766	495,371
	Venezuela.....	2	15	2	15
	Total.....	607,681	3,496,596	925	4,681	608,606	3,501,277
" wet salted.	B. W. Indies...	196	388	196	388
	B. Guiana.....	3	5	3	5
	United States...	4,711	19,301	4,711	19,301
	Total.....	4,910	19,694	4,910	19,694
" pickled	B. W. Indies...	5	20	5	20
	United States...	1	4	1	4
	Total.....	6	24	6	24
" tongues and sounds..	Bermuda.....	15	101	15	101
	B. W. Indies...	14	21	14	21
	Cuba.....	42	504	42	504
	United States...	1,723	20,054	1,723	20,054
	Total.....	1,794	20,680	1,794	20,680

SESSIONAL PAPER No. 11

No. 3.—GENERAL STATEMENT OF EXPORTS—Continued.

ARTICLES EXPORTED.	COUNTRIES.	GOODS, THE PRODUCE OF CANADA.		GOODS, NOT THE PRODUCE OF CANADA.		TOTAL EXPORTS.	
		Quantity.	Value.	Q'ty.	Value.	Quantity.	Value.
		Lbs.	§	Lbs.	§	Lbs.	§
THE FISHERIES— <i>Con.</i>							
Mackrel, fresh.....	B. W. Indies....	100	4	100	4
	United States...	1,783,420	69,453	1,783,420	69,453
	Total.....	1,783,520	69,457	1,783,520	69,457
" canned.....	Great Britain...	4,316	207	4,316	207
	Mexico.....	960	36	960	36
	Total.....	5,276	243	5,276	243
Mackerel, pickled.....	Bermuda.....	154	1,716	Brls.....	154	1,716
	B. W. Indies....	5,008	49,500	465	4,091	5,473	53,591
	B. Guiana.....	1,427	13,280	53	477	1,480	13,757
	Brazil.....	5	60	5	60
	Cent. Am. States	271	2,848	271	2,848
	Cuba.....	188	1,933	188	1,933
	Dan. W. Indies.	38	475	8	81	46	556
	Dutch Guiana..	4	35	4	35
	Hayti.....	275	1,715	275	1,715
	Mexico.....	15	148	15	148
	Panama.....	638	6,663	6	57	644	6,720
	Porto Rico.....	60	523	60	523
	U. S. Colombia..	471	4,398	72	667	543	5,065
	United States...	22,244	173,826	18	156	22,262	173,982
	Total.....	30,798	257,120	622	5,529	31,420	262,649
Halibut, fresh.....	Australia.....	315	20	Lbs.....	315	20
	United States...	685,770	32,217	685,770	32,217
	Total.....	686,085	32,237	686,085	32,237
" pickled.....	Great Britain...	352	3,164	Brls.....	352	3,164
Herring, fresh or frozen	Australia.....	4,000	310	Lbs.....	4,000	310
	United States...	22,648,281	121,216	335,000	9,429	22,983,281	130,645
	Total.....	22,652,281	121,526	335,000	9,429	22,987,281	130,955
" pickled.....	Great Britain...	100	425	Brls.....	100	425
	Australia.....	53	297	53	297
	Bermuda.....	21	94	21	94
	B. W. Indies....	49,889	222,290	459	1,400	50,348	223,690
	B. Guiana.....	2,725	11,600	2,725	11,600
	Newfoundland..	26	103	26	103
	Brazil.....	60	270	60	270
	Cent. Am. States	38	202	38	202
	China.....	1,697	5,067	1,697	5,067
	Cuba.....	931	4,421	931	4,421
	Dan. W. Indies.	397	1,965	397	1,965
	Dutch Guiana..	48	241	48	241
	France.....	150	750	150	750

6-7 EDWARD VII., A. 1907

No. 3.—GENERAL STATEMENT OF EXPORTS—*Continued.*

ARTICLES EXPORTED.	COUNTRIES.	GOODS, THE PRODUCE OF CANADA.		GOODS, NOT THE PRODUCE OF CANADA.		TOTAL EXPORTS.	
		Quantity.	Value.	Q'ty.	Value.	Quantity.	Value.
THE FISHERIES— <i>Con.</i>		Brls.	\$	Brls.	\$	Brls.	\$
Herring, pickled— <i>Con.</i>	French Africa ..	100	500	100	500
	Japan	10,465	21,128	10,465	21,128
	Hawaii	5	46	5	46
	Mexico	20	112	20	112
	Panama	56	151	56	151
	Porto Rico	3,988	16,795	3,988	16,795
	St. Pierre	3,300	3,300	3,300	3,300
	U. S. Colombia..	22	80	22	80
	United States...	39,076	103,571	39,076	103,571
	Total	113,167	393,408	459	1,400	113,626	394,808
		Lbs.		Lbs.		Lbs.	
	Great Britain...	81	25	81	25
	Australia	400	22	400	22
	Bermuda	474	29	474	29
	B. W. Indies...	220	10	220	10
	United States...	72,315	2,650	72,315	2,650
	Total	73,409	2,711	81	25	73,490	2,736
Herring—smoked...	Great Britain...	34,930	1,245	34,930	1,245
	Australia	1,000	55	1,000	55
	Bermuda	52,062	1,729	52,062	1,729
	B. W. Indies...	779,897	21,114	779,897	21,114
	B. Guiana	76,962	1,838	76,962	1,838
	Newfoundland..	13,970	337	13,970	337
	New Zealand...	850	24	850	24
	Brazil	2,100	43	2,100	43
	Cent. Am. States	3,700	87	3,700	87
	Cuba	71,600	1,340	71,600	1,340
	Dan. W. Indies..	13,566	324	13,566	324
	Dutch Guiana ..	11,500	289	11,500	289
	Madeira	2,500	50	2,500	50
	Mexico	1,000	22	1,000	22
	Panama	3,070	89	3,070	89
	Porto Rico	11,500	285	11,500	285
	St. Pierre	2,056	50	2,056	50
	U. S. Colombia..	2,000	48	2,000	48
	United States...	2,774,806	69,034	2,774,806	69,034
	Total	3,859,063	98,003	3,859,063	98,003
Sea fish, other—fresh...	France	4	1	4	1
	United State...	5,699,913	282,844	200	20	5,700,113	282,864
	Total	5,699,913	282,844	204	21	5,700,117	282,865

SESSIONAL PAPER No. 11

No. 3.—GENERAL STATEMENT OF EXPORTS—Continued.

ARTICLES EXPORTED.	COUNTRIES.	GOODS, THE PRODUCE OF CANADA.		GOODS, NOT THE PRODUCE OF CANADA.		TOTAL EXPORTS.	
		Quantity.	Value.	Q'ty.	Value.	Quantity	Value.
THE FISHERIES— <i>Con.</i>		Brls.	\$	Brls.	\$	Brls.	\$
Sea fish, other—pickled...	B. Guiana.....	35	151			35	151
	Bermuda.....	1	4			1	4
	B. W. Indies....	3,563	21,260	63	158	3,626	21,418
	Cent. Am. States	3	30			3	30
	China.....	202	680			202	680
	Cuba.....	20	120			20	120
	Dan. W. Indies.	61	361			61	361
	Dutch Guiana ..	16	101			16	101
	Japan.....	716	2,430			716	2,430
	Panama.....	1	5			1	5
	United States...	745	3,407			745	3,407
	Total	5,363	28,549	63	158	5,426	28,707
" preserved	Great Britain...	855	65	9,662	1,485	10,517	1,550
	Australia.....	300	22			300	22
	Bermuda.....	6,899	404			6,899	404
	B. W. Indies....	11,637	588	1,396	114	13,033	702
	B. Guiana.....	1,414	61			1,414	61
	Newfoundland..	9,102	426			9,102	426
	China.....	44,000	2,500			44,000	2,500
	Cuba.....	9,903	336			9,903	336
	Dan. W. Indies	1,075	52			1,075	52
	Mexico.....	5,690	292			5,690	292
	United States...	784,267	35,227	2,708	427	786,975	35,654
	Total	875,142	39,973	13,766	2,026	888,908	41,999
Oysters—fresh.....	Great Britain...	43	317			43	317
	B. Africa.....	12	102			12	102
	Newfoundland..	2	6			2	6
	St. Pierre.....	13	52			13	52
	United States...	258	1,482	9	105	267	1,587
	Total	328	1,959	9	105	337	2,064
" preserved in cans.	United States...	424	156	245	73	669	229
Lobsters—fresh	Great Britain...	728	8,511			728	8,511
	United States...	41,397	489,030	1	13	41,398	489,043
	Total	42,125	497,541	1	13	42,126	497,554

6-7 EDWARD VII., A. 1907

No. 3.—GENERAL STATEMENT OF EXPORTS—Continued.

ARTICLES EXPORTED.	COUNTRIES.	GOODS, THE PRODUCE OF CANADA.		GOODS, NOT THE PRODUCE OF CANADA.		TOTAL EXPORTS.	
		Quantity.	Value.	Qty.	Value.	Quantity.	Value.
THE FISHERIES— <i>Con.</i>			Lbs.		Lbs.		Lbs.
Lobsters, canned.....	Great Britain...	4,008,680	1,076,332			4,008,680	1,076,332
	Australia.....	12,912	4,631			12,912	4,631
	Bermuda.....	6,038	1,543			6,038	1,543
	B. Africa.....	700	125			700	125
	B. E. Indies.....	336	84			336	84
	B. Guiana.....	6,595	1,493			6,595	1,493
	B. W. Indies.....	18,326	3,797			18,326	3,797
	Fiji Islands.....	8	2			8	2
	New Zealand.....	960	204			960	204
	Argentina.....	21,360	5,340			21,360	5,340
	Belgium.....	192,763	50,964			192,763	50,964
	Cuba.....	7,675	454			7,675	454
	Denmark.....	61,944	15,713			61,944	15,713
	France.....	3,317,427	935,188			3,317,427	935,188
	Germany.....	170,818	45,323			170,818	45,323
	Holland.....	28,760	6,941			28,760	6,941
	Norway.....	2,400	600			2,400	600
	St. Pierre.....	5,600	1,516			5,600	1,516
	Sweden.....	143,640	37,837			143,640	37,837
	Turkey.....	3,500	650			3,500	650
	United States... Total.....	3,133,960 11,144,402	821,466 3,010,203			3,133,960 11,144,402	821,466 3,010,203
		Brls.		Brls.		Brls.	
Bait, fish.....	Newfoundland..	13	39			13	39
	St. Pierre.....	2	4			2	4
	United States... Total.....	286 301	1,715 1,758			286 301	1,715 1,758
Clams or other.....	Newfoundland..	1	8			1	8
	St. Pierre.....	52	247			52	247
	United States... Total.....	66,151 66,204	126,015 126,270			66,151 66,204	126,015 126,270
		Lbs.		Lbs.		Lbs.	
Salmon, fresh.....	Great Britain...	2,103,616	277,332			2,103,616	277,332
	Australia.....	136,280	5,554			136,280	5,554
	B. Africa.....	27,640	3,495			27,640	3,495
	Fiji Islands.....	430	46			430	46
	New Zealand.....	185	5			185	5
	China.....	12,000	625			12,000	625
	Germany.....	27,922	2,792			27,922	2,792
	United States... Total.....	2,529,273 4,837,346	202,611 492,460			2,529,273 4,837,346	202,611 492,460
" smoked.....	Great Britain...	50	7			50	7
	Australia.....	270	25			270	25
	Bermuda.....	200	20			200	20
	B. W. Indies.....	104	12			104	12
	Dutch Guiana... United States... Total.....	53 1,808 2,485	8 190 262			53 1,808 2,485	8 190 262

SESSIONAL PAPER No. 11

No. 3.—GENERAL STATEMENT OF EXPORTS—Continued.

ARTICLES EXPORTED.	COUNTRIES.	GOODS, THE PRODUCE OF CANADA.		GOODS, NOT THE PRODUCE OF CANADA.		TOTAL EXPORTS.	
		Quantity.	Value.	Q'ty.	Value.	Quantity.	Value.
THE FISHERIES— <i>Con.</i>		Lbs.	\$	Lbs.	\$	Lbs.	\$
Salmon— <i>Con.</i>							
Canned.....	Great Britain ..	40,801,698	4,353,379	335	40	40,802,033	4,353,419
	Australia	2,054,534	230,227			2,054,534	230,227
	Bermuda	14,841	2,386			14,841	2,386
	B. Africa	152,128	11,760			152,128	11,760
	B. E. Indies	54,432	5,709			54,432	5,709
	B. W. Indies	16,452	1,504			16,452	1,504
	B. Guiana	704	64			704	64
	B. Poss., other..	2,880	210			2,880	210
	Fiji Islands.....	239,118	18,572			239,118	18,572
	New Zealand....	619,893	69,118			619,893	69,118
	Belgium.....	16,800	1,975			16,800	1,975
	China	16,800	840			16,800	840
	Cuba	5,620	563			5,620	563
	Dutch E. Indies.	10,800	540			10,800	540
	France.....	161,470	15,062			161,470	15,062
	Germany.....	1,038	56			1,038	56
	Japan.....	236,121	8,148			236,121	8,148
	Mexico.....	11,418	917			11,418	917
	Panama	1,200	95			1,200	95
	Port'gse Africa.	8,400	525			8,400	525
	St. Pierre.....	288	29			288	29
	Spain	1,920	200			1,920	200
	United States...	1,549,568	221,534			1,549,568	221,534
	Total.....	45,978,123	4,943,413	335	40	45,978,458	4,943,453
		Brls.		Brls.		Brls.	
Pickled	Great Britain...	95	1,290			95	1,290
	Australia	361	3,528			361	3,528
	Bermuda	42	420			42	420
	B. Africa	39	545			39	545
	B. W. Indies....	849	10,171			849	10,171
	B. Guiana.....	266	2,810			266	2,810
	New Zealand....	25	175			25	175
	Brazil.....	25	370			25	370
	Cent. Am.States	41	587			41	587
	Cuba.....	8	118			8	118
	Denmark.....	210	4,200			210	4,200
	Dan. W. Indies.	10	98			10	98
	Dutch Guiana ..	24	313			24	313
	France.....	30	450			30	450
	Germany	1	16			1	16
	Hawaii.....	2	10			2	10
	Japan	31,793	115,505			31,793	115,505
	Mexico.....	5	66			5	66
	Panama	64	768			64	768
	U.S.of Colombia	84	1,068			84	1,068
	United States...	79,383	128,649			79,383	128,649
	Total.....	113,357	271,157			113,357	271,157
		Lbs.				Lbs.	
Salmon or lake trout...	United States...	249,053	9,054			249,053	9,054
Fish, all other—fresh...	Great Britain...		613				613
	Australia.....		437				437
	Fiji Islands.....		15				15
	Germany.....		27				27
	United States ..		1,367,524				1,367,524
	Total.....		1,368,616				1,368,616

6-7 EDWARD VII., A. 1907

No. 3.—GENERAL STATEMENT OF EXPORTS—*Continued.*

ARTICLES EXPORTED.	COUNTRIES.	GOODS, THE PRODUCE OF CANADA.		GOODS, NOT THE PRODUCE OF CANADA.		TOTAL EXPORTS.		
		Quantity.	Value.	Qty.	Value.	Quantity.	Value.	
THE FISHERIES— <i>Con.</i>		Brls.	§	Brls.	§	Brls.	§	
Fish, all other—pickled.	Great Britain...	17	134			17	134	
	Australia...	31	440			31	440	
	B. W. Indies...	49	207			49	207	
	B. Poss., other...	7	40			7	40	
	China...	1,407	3,820			1,407	3,820	
	Cuba...	202	1,408			202	1,408	
	Denmark...	139	2,001			139	2,001	
	Germany...	664	4,718			664	4,718	
	Japan...	1,101	3,092			1,101	3,092	
	Sweden...	12	233			12	233	
United States...	1,826	15,087			1,826	15,087		
Total		5,455	31,180			5,455	31,180	
Fish oil—		Galls.		Galls.		Galls.		
	Cod	Great Britain...	1,237	351			1,237	351
		B. W. Indies...	1,004	318			1,004	318
		Newfoundland...	4,570	1,429			4,570	1,429
		Cuba...	2,004	602			2,004	602
		Porto Rico...	4,357	1,132			4,357	1,132
		United States...	97,036	30,238			97,036	30,238
Total			110,208	34,670			110,208	34,670
Seal	Great Britain...	15,570	4,536			15,570	4,536	
	United States...			127	36	127	36	
	Total		15,570	4,536	127	36	15,697	4,572
Whale	Great Britain...	216,490	64,213			216,490	64,213	
	United States...	4,745	2,195			4,745	2,195	
	Total		221,235	66,408			221,235	66,408
Other	Great Britain...	11,123	2,500			11,123	2,500	
	Australia...	514	160			514	160	
	B. W. Indies...	80	25			80	25	
	New Zealand...	1,713	600			1,713	600	
	United States...	16,388	3,578			16,388	3,578	
Total		29,818	6,863			29,818	6,863	
Furs or skins, the produce of fish or marine animals	Great Britain...		255,168				255,168	
	Newfoundland...		3,150				3,150	
	United States...		15,412				15,412	
Total			273,730				273,730	
Other articles	Great Britain...		2,695				2,695	
	B. W. Indies...		7				7	
	France...		897				897	
	Sweden...		80				80	
	United States...		5,278		18		5,296	
Total			8,957		18		8,975	

SESSIONAL PAPER No. 11

No. 3.—GENERAL STATEMENT OF EXPORTS—*Continued.*

ARTICLES.	COUNTRIES.	GOODS, THE PRODUCE OF CANADA.		GOODS, NOT THE PRODUCE OF CANADA.		TOTAL EXPORTS.	
		Quantity.	Value.	Q'ty.	Value.	Quantity.	Value.
THE FOREST.		Brls.	§		§	Brls.	§
Ashes—pot and pearl.....	Great Britain....	671	26,028			671	26,028
	New Zealand....	10	377			10	377
	Belgium.....	16	649			16	649
	France.....	91	3,282			91	3,282
	United States....	331	7,524			331	7,524
	Total.....	1,119	37,860			1,119	37,860
All other.	St. Pierre.		42				42
	United States....		67,674		68		67,742
	Total.....		67,716		68		67,784
Bark for tanning.....	United States..	Cords. 6,608	33,197			Cords. 6,608	33,197
Firewood	Newfoundland..	5	10			5	10
	St. Pierre.	73	231			73	231
	United States...	31,374	68,881			31,374	68,881
	Total	31,452	69,122			31,452	69,122
Knees and futtocks....	United States...	No. 27,435	21,837			No. 27,435	21,837
Lathwood.	United States...	Cords. 2,768	9,899			Cords. 2,768	9,899
Logs:—							
Cedar, capable of being made into shingle bolts	United States...	3,467	20,642			3,467	20,642
Elm.....	Great Britain...	M ft. 386	6,250			M ft. 386	6,250
	United States...	1,062	12,708			1,062	12,708
	Total.....	1,448	18,958			1,448	18,958
Hemlock.....	United States...	4,998	31,061			4,998	31,061
Oak	Great Britain...	2	80			2	80
	United States...	7	90			7	90
	Total...	9	170			9	170
Pine	Great Britain...	117	3,550			117	3,550
	United States...	1,665	21,999			1,665	21,999
	Total.....	1,782	25,549			1,782	25,549
Spruce	Great Britain...	8	80			8	80
	Newfoundland..	10	104			10	104
	United States...	11,742	102,633		6	11,742	102,639
	Total.....	11,760	102,817		6	11,760	102,823

6-7 EDWARD VII., A. 1907

No. 3.—GENERAL STATEMENT OF EXPORTS—*Continued.*

ARTICLES EXPORTED.	COUNTRIES.	GOODS, THE PRODUCE OF CANADA.		GOODS, NOT THE PRODUCE OF CANADA.		TOTAL EXPORTS.	
		Quantity.	Value.	Qty.	Value.	Quantity.	Value.
THE FOREST.							
Logs--		M. Ft.	§	M. Ft.	§	M. Ft.	§
All other	Great Britain...	1,018	22,266	1,018	22,266
	Newfoundland...	133	1,225	133	1,225
	France.....	4	80	4	80
	St. Pierre.....	8	85	8	85
	United States...	51,706	355,051	51,706	355,051
	Total.....	52,869	378,707	52,869	378,707
Lumber, viz.—							
Battens	Great Britain...	23,803	23,803
	Sweden.....	5,205	5,205
	United States...	132	132
	Total.....	29,008	132	29,140
Basswood.....	Great Britain...	192	4,857	192	4,857
	France.....	160	5,545	160	5,545
	United States...	1,672	31,286	54	686	1,726	31,972
	Total.....	2,024	41,688	54	686	2,078	42,374
Deals—		Std. Hnd.		S. Hnd.		Std. Hnd.	
Pine.....	Great Britain...	34,335	2,166,525	34,335	2,166,525
	Australia.....	31	2,059	31	2,059
	B. Africa.....	37	2,400	37	2,400
	Newfoundland...	1	25	1	25
	Belgium.....	51	4,126	51	4,126
	Brazil.....	5	880	5	880
	France.....	33	1,800	33	1,800
	Germany.....	12	1,930	12	1,930
	Norway.....	4	210	4	210
	Spain.....	21	1,187	21	1,187
	United States...	4,481	172,785	4,481	172,785
	Total.....	39,011	2,353,927	39,011	2,353,927
Spruce and other.....	Great Britain...	169,105	5,827,309	169,105	5,827,309
	Australia.....	1,161	42,044	1,161	42,044
	B. Poss. other...	55	5,160	55	5,160
	Newfoundland...	10	295	10	295
	Argentina.....	616	24,530	616	24,530
	Belgium.....	25	864	25	864
	Brazil.....	337	13,166	337	13,166
	France.....	795	26,798	795	26,798
	Germany.....	5	299	5	299
	Norway.....	190	6,345	190	6,345
	Portugal.....	876	25,856	876	25,856
	Spain.....	290	11,672	290	11,672
	Uruguay.....	30	680	30	680
	United States...	15,280	569,600	15,280	569,600
	Total.....	188,775	6,554,612	188,775	6,554,612

SESSIONAL PAPER No. 11

No. 3.—GENERAL STATEMENT OF EXPORTS—*Continued.*

ARTICLES EXPORTED.	COUNTRIES.	GOODS, THE PRODUCE OF CANADA.		GOODS, NOT THE PRODUCE OF CANADA.		TOTAL EXPORTS.	
		Quantity.	Value.	Q'ty.	Value.	Quantity.	Value.
THE FOREST—<i>Con.</i>							
Lumber— <i>Con.</i>		Std. Hnd.	\$	S. Hnd.		Std. Hnd.	\$
Deal ends.....	Great Britain.....	9,810	364,252	9,810	364,252
	Australia.....	45	1,214	45	1,214
	France.....	30	840	30	840
	Portugal.....	25	717	25	717
	Spain.....	10	276	10	276
	United States.....	253	8,062	253	8,062
	Total.....	10,173	375,361	10,173	375,361
		M. Ft.		M. Ft.		M. Ft.	
Hickory.....	Great Britain.....	95	220	95	220
		M.				M.	
Laths.....	Great Britain.....	150	337	150	337
	Australia.....	2,633	5,506	2,633	5,506
	Bermuda.....	1,302	1,387	1,302	1,387
	B. W. Indies.....	627	1,344	627	1,344
	Newfoundland.....	1	3	1	3
	New Zealand.....	549	1,412	549	1,412
	Chili.....	441	638	441	638
	St. Pierre.....	11	33	11	33
	Spanish Africa.....	355	710	355	710
	United States.....	641,531	1,585,096	641,531	1,585,096
	Total.....	647,600	1,596,466	647,600	1,596,466
Palings.....	Great Britain.....	151	1,526	151	1,526
Pickets.....	Great Britain.....	1,751	30,371	1,751	30,371
	Australia.....	224	2,353	224	2,353
	B. Africa.....	40	600	40	600
	New Zealand.....	10	155	10	155
	United States.....	19,231	111,930	19,231	111,930
	Total.....	21,256	145,409	21,256	145,409
Planks and boards.....		M. ft				M. ft	
	Great Britain.....	81,176	1,499,438	47	2,375	81,223	1,501,813
	Australia.....	17,061	276,748	17,061	276,748
	Bermuda.....	21	405	21	405
	B. Africa.....	6,327	81,583	6,327	81,583
	B. W. Indies.....	7,287	110,754	7,287	110,754
	B. Guiana.....	1,817	30,678	205	3,300	2,022	33,978
	Fiji Islands.....	1,801	23,458	1,801	23,458
	Hong Kong.....	2,396	28,527	2,396	28,527
	Newfoundland.....	817	12,890	817	12,890
	New Zealand.....	1,182	21,000	1,182	21,000
	Argentina.....	64,039	1,367,774	64,039	1,367,774
	Belgium.....	611	16,793	611	16,793
	Chili.....	12,192	165,260	12,192	165,260
	China.....	2,257	34,915	2,257	34,915
	Cuba.....	14,938	248,067	90	1,517	15,028	249,584
	Denmark.....	100	3,010	100	3,010
	Dan. W. Indies.....	2	32	2	32
	France.....	75	1,700	75	1,700
	Fr. W. Indies.....	9	99	9	99
	Germany.....	982	24,500	982	24,500

6-7 EDWARD VII., A. 1907

No. 3.—GENERAL STATEMENT OF EXPORTS—Continued.

ARTICLES EXPORTED.	COUNTRIES.	GOODS, THE PRODUCE OF CANADA.		GOODS, NOT THE PRODUCE OF CANADA.		TOTAL EXPORTS.	
		Quantity.	Value.	Q'ty.	Value.	Quantity.	Value.
THE FOREST— <i>Con.</i>		M. ft.	\$		\$	M. ft.	\$
Lumber— <i>Con.</i>							
Planks and boards— <i>Con.</i>	Haiti.....	16	231			16	231
	Holland.....	173	4,450			173	4,450
	Japan.....	3,700	61,771			3,700	61,771
	Madeira.....	986	20,842			986	20,842
	Mexico.....	614	8,060			614	8,060
	Panama.....	12	180			12	180
	Peru.....	2,487	31,972			2,487	31,972
	Porto Rico.....	5,074	74,950			5,074	74,950
	St. Pierre.....	188	2,243			188	2,243
	Spanish Africa.....	1,098	21,225			1,098	21,225
	Uruguay.....	4,792	83,281			4,792	83,281
	United States.....	889,268	13,700,968	54	1,182	889,322	13,702,150
	Venezuela.....	12	221			12	221
	Total.....	1,123,510	17,958,025	396	8,374	1,123,906	17,966,399
Joists.....	United States.....	276	3,641			276	3,641
Scantling.....	Great Britain.....	36,086	379,933			36,086	379,933
	Bermuda.....	9	146			9	146
	B. Africa.....	12	180			12	180
	B. W. Indies.....	477	3,467			477	3,467
	B. Guiana.....	13	240			13	240
	Newfoundland.....	8	129			8	129
	Argentina.....	6,036	93,486			6,036	93,486
	Cuba.....	40	880			40	880
	St. Pierre.....	12	120			12	120
	Uruguay.....	693	11,245			693	11,245
	United States.....	47,145	552,921			47,145	552,921
	Total.....	90,531	1,042,747			90,531	1,042,747
Shingles.....	Great Britain.....	M. 395	990			M. 395	990
	B. W. Indies.....	21,437	30,814			21,437	30,814
	Newfoundland.....	742	1,261			742	1,261
	Cuba.....	50	85			50	85
	Porto Rico.....	233	347			233	347
	St. Pierre.....	477	740			477	740
	United States.....	918,143	1,874,249			918,143	1,874,249
	Total.....	941,477	1,908,486			941,477	1,908,486
Shooks, box.....	Fiji Islands.....	No. 20,400	831			No. 20,400	831
Shooks, other.....	Great Britain.....		268,550				268,550
	B. Africa.....		72				72
	Bermuda.....		10,786				10,786
	B. W. Indies.....		12,071				12,071
	B. Guiana.....		82				82
	Fiji Islands.....		500				500
	Newfoundland.....		610				610
	Argentina.....		13,337				13,337
	Cuba.....		500				500
	Germany.....		6,119				6,119

SESSIONAL PAPER No. 11

No. 3.—GENERAL STATEMENT OF EXPORTS—*Continued.*

ARTICLES EXPORTED.	COUNTRIES.	GOODS, THE PRODUCE OF CANADA.		GOODS, NOT THE PRODUCE OF CANADA.		TOTAL EXPORTS.	
		Quantity.	Value.	Qty.	Value.	Quantity.	Value.
THE FOREST— <i>Con.</i>			\$		\$		\$
Lumber— <i>Con.</i>							
Shooks, other— <i>Con.</i>	Mexico.....		19,907				19,907
	St. Pierre.....		215				215
	Uruguay.....		2,573				2,573
	United States.....		31,625				31,625
	Total.....		366,947				366,947
Staves—other and head-ings	Great Britain.....		35,198				35,198
	Australia.....		4,795				4,795
	B. W. Indies.....		178				178
	Newfoundland.....		343				343
	St. Pierre.....		190				190
	Sweden.....		3,297				3,297
	United States.....		67,945				67,945
	Total.....		111,856				111,856
All other lumber, N.E.S.	Great Britain.....		137,389	50			137,439
	Australia.....		1,171				1,171
	B. Africa.....		4,000				4,000
	B. W. Indies.....		120	1,540			1,660
	B. Guiana.....		64				64
	Newfoundland.....		1,010	201			1,211
	Argentina.....		1,985				1,985
	Cuba.....		6,600				6,600
	Japan.....		5				5
	Mexico.....		4,452				4,452
	St. Pierre.....		147				147
	United States.....		276,764	3,787			280,551
	Venezuela.....		516				516
	Total.....		434,219	5,578			439,797
Match blocks	Great Britain.....		29,721				29,721
	United States.....		205				205
	Total.....		29,926				29,926
Masts and spars		No.		No.		No.	
	Australia.....	52	410			52	410
	Bermuda.....	5	250			5	250
	B. W. Indies.....	261	1,844			261	1,844
	Newfoundland.....	58	1,380	1	70	59	1,450
	Cuba.....	83	1,128			83	1,128
	Madeira.....	6	18			6	18
	Porto Rico.....	4	50			4	50
	St. Pierre.....	20	411	1	65	21	476
	Spanish Africa.....	90	2,170			90	2,170
	United States.....	429	841			429	841
	Total.....	1,008	8,502	2	135	1,010	8,637
Piling	Newfoundland.....		20				20
	United States.....		194,053				194,053
	Total.....		194,073				194,073

6-7 EDWARD VII., A. 1907

No. 3.—GENERAL STATEMENT OF EXPORTS—*Continued.*

ARTICLES EXPORTED.	COUNTRIES.	GOODS, THE PRODUCE OF CANADA.		GOODS, NOT THE PRODUCE OF CANADA.		TOTAL EXPORTS.	
		Quantity.	Value.	Qty.	Value.	Quantity.	Value.
THE FOREST— <i>Con.</i>			\$		\$		\$
Poles—Hop, hoop, telegraph and other.....							
	Great Britain.....		2,374				2,374
	B. Africa.....		12				12
	Newfoundland.....		78				78
	Cuba.....		48				48
	Chili.....		2,580				2,580
	Porto Rico.....		10				10
	St. Pierre.....		10		520		530
	United States.....		95,433		279		95,712
	Total.....		100,545		799		101,344
Posts, cedar, tamarack and other.....	United States.....		14,579		63		14,642
Shingle bolts—of pine or cedar.....	United States.....	Cords.	9,115	Cords.		Cords.	9,115
			16,126				16,126
Sleepers and railroad ties.	Great Britain.....	779	300			779	300
	B. Africa.....	60	34			60	34
	Cuba.....	1,241	577			1,241	577
	Mexico.....	4,291	2,132			4,291	2,132
	United States.....	1,254,881	325,340			1,254,881	325,340
	Total.....	1,261,252	328,383			1,261,252	328,383
Stave bolts.....	United States.....	Cords.	7,643	Cords.		Cords.	7,643
			2,496				2,496
Timber, square, viz.:		Tons.		Tons.		Tons.	
Ash.....	Great Britain.....	679	10,521			679	10,521
	France.....	19	332			19	332
	Total.....	698	10,853			698	10,853
Timber, square, viz.:							
Birch.....	Great Britain.....	26,472	240,942			26,472	240,942
	France.....	351	4,815			351	4,815
	United States.....	1,770	15,163			1,770	15,163
	Total.....	22,593	260,920			22,593	260,920
Elm.....	Great Britain.....	8,705	241,070	45	1,358	8,750	242,428
	B. Poss., other.....	251	7,745			251	7,745
	France.....	81	2,865			81	2,865
	United States.....	20	207			20	207
	Total.....	9,057	251,887	45	1,358	9,102	253,245
Maple.....	Great Britain.....	25	400			25	400
	Germany.....	21	275			21	275
	Total.....	46	675			46	675

SESSIONAL PAPER No. 11

No. 3.—GENERAL STATEMENT OF EXPORTS—*Continued.*

ARTICLES EXPORTED.	COUNTRIES.	GOODS, THE PRODUCE OF CANADA.		GOODS, NOT THE PRODUCE OF CANADA.		TOTAL EXPORTS.	
		Quantity.	Value.	Q'ty.	Value.	Quantity.	Value.
		Tons.	\$	Tons.	\$	Tons.	\$
THE FOREST— <i>Con.</i>							
Timber— <i>Con.</i>							
Oak	Great Britain... United States...	8,352 23	182,260 230	5,072	114,391	13,424 23	296,651 230
	Total ..	8,375	182,490	5,072	114,391	13,447	296,881
Pine, red	Great Britain... United States..	385 280	5,624 2,909	385 280	5,624 2,909
	Total	665	8,533	665	8,533
Pine, white	Great Britain... B. Poss., other.. Cuba..... France..... United States.. Venezuela.....	41,685 125 30 76 290 48	957,588 3,455 296 2,220 2,996 738	442	15,745	42,127 125 30 76 290 48	973,333 3,455 296 2,220 2,996 738
	Total ..	42,164	967,293	442	15,745	42,606	983,038
All other.....	Great Britain... Newfoundland.. France..... St. Pierre..... United States..	1,393 31 12 40 1,187	28,956 134 507 162 11,164	21 90	770 993	1,414 31 12 40 1,277	29,726 134 507 162 12,157
	Total	2,663	40,923	111	1,763	2,774	42,686
Wood, blocks and other, for pulp.....	United States..	Cords. 614,286	2,649,106	Cords.	Cords. 614,286	2,649,106
Other articles of the forest	Great Britain... Australia..... Newfoundland.. Cuba..... St. Pierre..... United States..	30 5 5 1 191 14,124 2,275	30 5 5 1 191 16,399
	Total	14,356	2,275	16,631
ANIMALS, ETC.		No.		No.		No.	
Horses, one year old or less	Newfoundland.. United States..	1 30	60 3,025 1 30	1 31	60 3,055
	Total	31	3,085	1	30	32	3,115
" over one year old..	Great Britain... Bermuda..... B. Africa..... B. W. India... Newfoundland.. St. Pierre..... United States..	249 66 108 34 184 5 2,117	42,230 7,350 10,800 4,110 16,233 640 440,172 1,203 372,658	251 66 108 34 184 5 3,320	42,595 7,350 10,800 4,110 16,233 640 812,830
	Total	2,763	521,535	1,205	372,933	3,968	894,468

6-7 EDWARD VII., A. 1907

No. 3.—GENERAL STATEMENT OF EXPORTS—*Continued.*

ARTICLES EXPORTED.	COUNTRIES.	GOODS, THE PRODUCE OF CANADA.		GOODS, NOT THE PRODUCE OF CANADA.		TOTAL EXPORTS.	
		Quantity.	Value.	Qt'y.	Value.	Quantity.	Value.
		No.	£	No.	£	No.	£
ANIMALS, ETC.— <i>Con.</i>							
Cattle, one year old or less.....	Great Britain...	90	1,215			90	1,215
	B. Africa.....	136	4,370			136	4,370
	B. Guiana.....	14	1,400			14	1,400
	Newfoundland...	90	4,097			90	4,097
	St. Pierre.....	101	224			101	224
	United States...	1,943	23,511	1	150	1,944	23,661
	Total.....	2,374	34,817	1	150	2,375	34,967
" over one year old.	Great Britain...	163,904	11,044,248	599	29,950	164,503	11,074,198
	Bermuda.....	29	1,475			29	1,475
	B. Africa.....	667	48,359			667	48,359
	B. W. Indies.....	8	455			8	455
	Newfoundland...	2,532	101,783			2,532	101,783
	New Zealand....	20	1,200			20	1,200
	France.....	2,267	164,330			2,267	164,330
	Holland.....	830	58,100			830	58,100
	Japan.....	42	5,900			42	5,900
	Mexico.....	20	600			20	600
	St. Pierre.....	554	12,980			554	12,980
	United States...	2,783	182,591	38	2,622	2,821	185,213
	Total.....	173,656	11,622,612	637	32,572	174,293	11,654,584
Swine.....	Great Britain...	159	2,700			159	2,700
	B. Guiana.....	4	80			4	80
	Hong Kong.....	1	20			1	20
	Newfoundland...	53	318			53	318
	St. Pierre.....	133	1,269			133	1,269
	United States...	442	8,399	1	25	443	8,424
	Total.....	783	12,786	1	25	784	12,811
Sheep, one year old or less	Great Britain...	5,063	29,800			5,063	29,800
	Bermuda.....	74	392			74	392
	B. W. Indies....	96	559			96	559
	Newfoundland...	433	1,404			433	1,404
	St. Pierre.....	192	485			192	485
	United States...	149,556	610,653	1	25	149,557	610,678
	Total.....	155,414	643,293	1	25	155,415	643,318
" over one year old.	Great Britain...	37,717	244,053			37,717	244,053
	B. Africa.....	669	5,133			669	5,133
	Bermuda.....	152	902			152	902
	B. Guiana.....	17	102			17	102
	B. W. Indies....	546	3,201			546	3,201
	Newfoundland...	2,393	9,862			2,393	9,862
	St. Pierre.....	754	2,335			754	2,335
	United States...	46,600	263,459	76	1,640	46,676	265,099
	Total.....	88,848	529,047	76	1,640	88,924	530,687

SESSIONAL PAPER No. 11

No. 3.—GENERAL STATEMENT OF EXPORTS—Continued.

ARTICLES EXPORTED.	COUNTRIES.	GOODS, THE PRODUCE OF CANADA.		GOODS, NOT THE PRODUCE OF CANADA.		TOTAL EXPORTS.	
		Quantity.	Value.	Q'ty.	Value.	Quantity.	Value.
ANIMALS, ETC.— <i>Con.</i>			\$		\$		\$
Poultry.....	Great Britain.....		118				118
	Bermuda.....		456				456
	B. Africa.....		25				25
	B. W. Indies.....		167				167
	B. Guiana.....		10				10
	Hong Kong.....		20				20
	Newfoundland.....		12				12
	Cuba.....		4				4
	Mexico.....		50				50
	St. Pierre.....		800				800
	United States.....		56,426		801		57,227
	Total.....		58,688		801		58,889
Other.....	Great Britain.....		70				70
	B. Africa.....		960				960
	Newfoundland.....		20				20
	United States.....		40,755		6,713		47,448
	Total.....		41,785		6,713		48,498
Bones.....		Cwt.		Cwt.		Cwt.	
	Great Britain.....	1,098	1,500		1,098	1,500	
	Belgium.....	195	400		195	400	
	United States.....	302,994	41,428		302,994	41,428	
	Total.....	304,287	43,328		304,287	43,328	
Butter.....		Lbs.		Lbs.		Lbs.	
	Great Britain.....	32,904,990	6,802,003	41,040	8,148	32,946,030	6,810,151
	Bermuda.....	193,991	47,045			193,991	47,045
	B. Africa.....	9,215	2,056			9,215	2,056
	B. W. Indies.....	329,618	87,085			329,618	87,085
	B. Guiana.....	43,958	11,654			43,958	11,654
	Newfoundland.....	240,910	48,283	701	130	241,611	48,413
	Can. Am. States.....	6,620	1,955			6,620	1,955
	China.....	2,724	761			2,724	761
	Cuba.....	968	285			968	285
	Dan. W. Indies.....	21,270	4,560			21,270	4,560
	Dutch Guiana.....	150	30			150	30
	France.....	20,794	4,155			20,794	4,155
	Japan.....	37,399	9,373			37,399	9,373
	Mexico.....	6,010	1,268			6,010	1,268
	Panama.....	5,246	1,476			5,246	1,476
	Porto Rico.....	568	170			568	170
	St. Pierre.....	87,962	17,668			87,962	17,668
	U. S. Colombia.....	5,964	1,747			5,964	1,747
	United States.....	113,258	33,965	7,876	2,202	121,134	36,167
	Total.....	34,031,525	7,075,539	49,617	10,480	34,081,142	7,086,019
Cheese.....	Great Britain.....	214,877,077	24,300,908	79,992	8,188	214,957,069	24,309,096
	Australia.....	16,739	5,350			16,739	5,350
	Bermuda.....	106,407	14,033			106,407	14,033
	B. Africa.....	118,094	16,623			118,094	16,623
	B. E. Indies.....	147	20			147	20
	B. W. Indies.....	163,618	25,509			163,618	25,509
	B. Guiana.....	27,560	3,860			27,560	3,860

6-7 EDWARD VII., A. 1907

No. 3.—GENERAL STATEMENT OF EXPORTS—*Continued.*

ARTICLES EXPORTED.	COUNTRIES.	GOODS, THE PRODUCE OF CANADA.		GOODS, NOT THE PRODUCE OF CANADA.		TOTAL EXPORTS.	
		Quantity.	Value.	Q'ty.	Value.	Quantity.	Value.
ANIMALS, ETC.— <i>Con.</i>		Lbs.	\$	\$	\$	Lbs.	\$
Cheese— <i>Con.</i>	Hong Kong.....	4,506	1,029			4,506	1,029
	Newfoundland..	260,759	30,992			260,759	30,992
	New Zealand...	5,644	1,795			5,644	1,795
	Belgium.....	2,224	287			2,224	287
	China.....	9,171	2,195			9,171	2,195
	Cuba.....	6,808	811			6,808	811
	Dan. W. Indies.	15,420	2,056			15,420	2,056
	Dutch Guiana..	100	13			100	13
	France.....	72,540	7,203			72,540	7,203
	Holland.....	527	97			527	97
	Japan.....	3,922	775			3,922	775
	Mexico.....	12,539	1,594			12,539	1,594
	Norway.....	8,641	994			8,641	994
	St. Pierre.....	7,585	875			7,585	875
	U.S. of Colombia	492	68			492	68
United States..	114,023	16,082	1,622	307	115,645	16,389	
Total.....		215,834,543	24,433,169	81,614	8,495	215,916,157	24,441,664
		Doz.		Doz.		Doz.	
Eggs.....	Great Britain...	2,688,977	448,463			2,688,977	448,463
	Bermuda.....	38,197	8,643			38,197	8,643
	B. Africa.....	124,250	23,345			124,250	23,345
	B. W. Indies...	169	36			169	36
	Newfoundland..	27,393	5,545			27,393	5,545
	Cuba.....	158	33			158	33
	Japan.....	50	50			50	50
	Mexico.....	150	33			150	33
	St. Pierre.....	24,042	3,961			24,042	3,961
	United States..	18,329	5,067	16,052	6,857	34,391	11,924
	Total.....		2,921,725	495,176	16,052	6,857	2,937,777
Furs—Dressed.....	Great Britain...		2,078		6,378		8,456
	Belgium.....		125		540		665
	Germany.....				3,526		3,526
	United States..		47,154		3,348		50,502
Total.....			49,357		13,792		63,149
" Undressed.....	Great Britain...		1,058,936		1,846		1,060,782
	Australia.....		120				120
	Newfoundland..				200		200
	France.....		3,652		29		3,681
	Belgium.....		45				45
	Germany.....		1,500		5,316		6,816
	United States..		1,350,727		35,685		1,386,412
	Total.....			2,414,980		43,076	
Grease and grease scraps..		Lbs.		Lbs.		Lbs.	
	Great Britain...	226,085	7,492			226,085	7,492
	Australia.....	7,530	114			7,530	114
	Newfoundland..	32,940	1,331			32,940	1,331
	Belgium.....	82,114	3,733			82,114	3,733
	France.....	61,456	2,007			61,456	2,007
	Germany.....	1,163,419	76,567			1,163,419	76,567
	Holland.....	347,776	23,818			347,776	23,818
	United States..	1,066,379	34,438	680	63	1,067,059	34,501
	Total.....		2,987,699	149,500	680	63	2,988,379

SESSIONAL PAPER No. 11

No. 3.—GENERAL STATEMENT OF EXPORTS—Continued.

ARTICLES EXPORTED.	COUNTRIES.	GOODS, THE PRODUCE OF CANADA.		GOODS, NOT THE PRODUCE OF CANADA.		TOTAL EXPORTS.	
		Quantity.	Value.	Qty.	Value.	Quantity.	Value.
ANIMALS, ETC.— <i>Con.</i>			\$		\$		\$
Glue stock	Great Britain.....		32				32
	B. W. Indies.....		6				6
	Newfoundland.....		15				15
	United States.....		6,294		35		6,329
	Total.....		6,347		35		6,382
Hair	Great Britain.....		11,034				11,034
	Germany.....		238				238
	United States.....		112,392		1,538		113,930
	Total.....		123,664		1,538		125,202
Hides and skins, other than fur.....	Great Britain.....		16,969				16,969
	Bermuda.....		900				900
	B. W. Indies.....		45				45
	Newfoundland.....		5,432				5,432
	Belgium.....		12,008				12,008
	France.....		5		125		130
	Germany.....		1,250				1,250
	Norway.....		1,017				1,017
	United States.....		3,420,204		5,898		3,426,102
	Total.....		3,457,830		6,023		3,463,853
Horns and hoofs.....	Great Britain.....		829				829
	France.....		50				50
	United States.....		13,750		100		13,850
	Total.....		14,629		100		14,729
Honey		Lbs.		Lbs.		Lbs.	
	Great Britain.....	26,987	2,424	2,090	70	29,077	2,494
	Newfoundland.....	730	99			730	99
	France.....	9	1			9	1
	United States.....	11,759	1,128	1,385	80	13,144	1,208
	Total.....	39,485	3,652	3,475	150	42,960	3,802
Lard.....	Great Britain.....	116,720	11,666			116,720	11,666
	Bermuda.....	80	10	100	5	180	15
	B. W. Indies.....			133	10	133	10
	Newfoundland.....	1,740	166	4,039	249	5,779	415
	St. Pierre.....	120	5			120	5
	United States.....	10,864	1,192	1,683	208	12,547	1,400
	Total.....	129,524	13,039	5,955	472	135,479	13,511
Meats, viz.: Bacon.....	Great Britain.....	98,173,242	11,563,619	1,365,384	147,211	99,538,626	11,710,830
	Bermuda.....	8,590	1,146			8,590	1,146
	B. Africa.....	353,208	38,545			353,208	38,545
	B. W. Indies.....	1,810	295			1,810	295
	Newfoundland.....	6,893	951			6,893	951
	Belgium.....	68,150	6,365			68,150	6,365
	Cuba.....	1,652	224			1,652	224
	France.....	484	96			484	96
	St. Pierre.....	441	55	158	19	599	74
	United States.....	510,589	55,411	6,538	1,069	517,127	56,480
	Total.....	99,125,059	11,666,707	1,372,080	148,299	100,497,139	11,815,006

6-7 EDWARD VII., A. 1907

No. 3.—GENERAL STATEMENT OF EXPORTS—Continued.

ARTICLES EXPORTED.	COUNTRIES.	GOODS, THE PRODUCE OF CANADA.		GOODS, NOT THE PRODUCE OF CANADA.		TOTAL EXPORTS.	
		Quantity.	Value.	Qty.	Value.	Quantity.	Value.
ANIMALS— <i>Con.</i>		Lbs.	§	Lbs.	§	Lbs.	§
Meats— <i>Con.</i>							
Beef.....	Great Britain...	763,169	17,839	6,400	264	769,569	48,103
	Bermuda.....	456	48			456	48
	B. Africa.....	55,360	6,643			55,360	6,643
	B. W. Indies....	25,879	1,545	5,500	265	31,379	1,810
	B. Guiana.....	2,800	120	2,200	160	5,000	280
	Newfoundland..	338,303	26,894	422,611	21,509	820,914	48,403
	Belgium.....	22,198	1,856			22,198	1,856
	Germany.....	1,557,176	109,287			1,557,176	109,287
	St. Pierre.....	34,643	3,145	1,004	65	35,647	3,210
	United States..	27,978	3,341	37,086	2,800	65,064	6,141
	Total.....	2,887,962	200,718	474,801	25,063	3,362,763	225,781
Ham.....	Great Britain...	3,683,563	408,369	5,300	605	3,688,863	408,974
	Bermuda.....	15,609	2,096			15,609	2,096
	B. Africa.....	59,362	6,503			59,362	6,503
	B. W. Indies....	1,271	187			1,271	187
	Newfoundland..	2,384	239			2,384	239
	Cuba.....	3,692	596			3,692	596
	France.....	737	146			737	146
	St. Pierre.....	611	79			611	79
	United States..	15,600	1,946	6,949	1,125	22,549	3,071
	Total.....	3,782,829	420,161	12,249	1,730	3,795,078	421,891
Mutton.....	Great Britain...	8,197	529			8,197	529
	Bermuda.....	133	14			133	14
	B. W. Indies....	17,856	525			17,856	525
	Newfoundland..	20,898	1,758	41,980	3,163	62,878	4,921
	St. Pierre.....	4,693	432			4,693	432
	United States..	53,285	4,567	180	18	53,465	4,585
	Total.....	105,062	7,825	42,169	3,181	147,222	11,006
Pork.....	Great Britain...	338,008	32,916			338,008	32,916
	Bermuda.....	3,400	472			3,400	472
	B. Africa.....	6,000	396			6,000	396
	B. W. Indies....	138,850	4,283	700	49	139,550	4,332
	B. Guiana.....	4,440	223			4,440	223
	Newfoundland..	156,183	8,759	229,425	15,780	415,608	24,539
	Cuba.....	600	68			600	68
	Denmark.....	8,640	432			8,640	432
	St. Pierre.....	31,131	2,548			31,131	2,548
	United States..	58,584	7,632	28,659	1,779	87,243	9,411
	Total.....	775,836	57,729	258,784	17,608	1,034,620	75,337
Poultry, dressed or un-							
dressed.....	Great Britain...		79,670				79,670
	Bermuda.....		561				561
	B. Africa.....		6,142				6,142
	B. W. Indies....		125				125
	Newfoundland..		8,870				8,870
	St. Pierre.....		308				308
	United States..		18,599		386		18,985
	Total.....		114,275		386		114,661

SESSIONAL PAPER No. 11

No. 3.—GENERAL STATEMENT OF EXPORTS—*Continued.*

ARTICLES EXPORTED.	COUNTRIES.	GOODS, THE PRODUCE OF CANADA.		GOODS, NOT THE PRODUCE OF CANADA.		TOTAL EXPORTS.	
		Quantity.	Value.	Qty.	Value.	Quantity.	Value.
ANIMALS, ETC.— <i>Con.</i>			\$		\$		\$
Poultry— <i>Con.</i>							
Game, dressed or undressed	B. W. Indies.....		2				2
	St. Pierre.....		9				9
	United States.....		3,785				3,785
	Total.....		3,796				3,796
Tongues.....		Lbs.		Lbs.		Lbs.	
	Great Britain.....	14,787	1,432			14,787	1,432
	Germany.....	16,198	1,689			16,198	1,689
	St. Pierre.....	48	5			48	5
	Total.....	30,943	3,126			30,943	3,126
Canned.....							
	Great Britain.....	13,503,781	1,349,880	5,595	1,295	13,509,375	1,351,175
	Bermuda.....	720	90			720	90
	B. Africa.....	136,637	14,352			136,637	14,352
	B. W. Indies.....	2,785	286			2,785	286
	B. Guiana.....	144	15			144	15
	Newfoundland.....	3,035	478	215	23	3,250	501
	Corea.....	600	58			600	58
	France.....	200	20			200	20
	Japan.....	240	34			240	34
	United States.....	17,681	2,380	3,045	350	20,726	2,730
	Total.....	13,665,823	1,367,593	8,855	1,668	13,674,678	1,369,261
All other, N.E.S.							
	Great Britain.....	1,341,126	131,190	2,688	96	1,343,814	131,286
	Bermuda.....	1,181	147			1,181	147
	B. Africa.....	50,960	6,621			50,960	6,621
	B. W. Indies.....	7,796	574			7,796	574
	Newfoundland.....	16,196	1,553			16,196	1,553
	Belgium.....	33,356	2,970			33,356	2,970
	Germany.....	78,496	4,762			78,496	1,762
	St. Pierre.....	580	49	53	6	633	55
	United States.....	193,603	26,517	4,145	561	198,048	27,078
	Total.....	1,723,294	174,383	7,186	663	1,730,480	175,046
Milk and cream, condensed.....							
	Great Britain.....	142,802	9,140	960	140	143,762	9,280
	Bermuda.....	2,885	245			2,885	245
	B. Africa.....	1,309,250	99,086			1,309,250	99,086
	B. W. Indies.....	66,794	4,363			66,794	4,363
	B. Guiana.....	9,600	475			9,600	475
	Hong Kong.....	15,600	1,200			15,600	1,200
	Newfoundland.....	95,807	6,482			95,807	6,482
	Chili.....	550	45			550	45
	China.....	40,000	3,251			40,000	3,251
	Cuba.....	40,000	2,400			40,000	2,400
	Mexico.....	183	34			183	34
	St. Pierre.....	4,520	326			4,520	326
	United States.....	17,000	1,483	5,838	563	22,838	2,046
	Total.....	1,744,991	128,530	6,798	703	1,751,789	129,233
Oil—Lard.....		Galls.		Galls.		Galls.	
	United States.....	50	23			50	23

6-7 EDWARD VII., A. 1907

No. 3.—GENERAL STATEMENT OF EXPORTS—*Continued.*

ARTICLES EXPORTED.	COUNTRIES.	GOODS, THE PRODUCE OF CANADA.		GOODS, NOT THE PRODUCE OF CANADA.		TOTAL EXPORTS.	
		Quantity.	Value.	Q'ty.	Value.	Quantity.	Value.
ANIMALS, ETC.— <i>Con.</i>		No.	§	No.		No.	§
Sheep pelts.....	United States...	58,054	54,452	58,054	54,452
Tails.....	Great Britain.....		27		27
	United States.....		1,828		1,828
	Total.....		1,855		1,855
		Lbs.		Lbs.		Lbs.	
Tallow.....	Great Britain...	453,287	20,009	453,287	20,009
	B. W. Indies...	45	4	45	4
	Newfoundland...	16,265	811	16,265	811
	Belgium.....	43,958	1,890	43,958	1,890
	France.....	200	7	200	7
	St. Pierre.....	4,820	291	4,820	291
	United States...	1,217	73	1,217	73
	Total.....	519,792	23,085	519,792	23,085
Wool.....	Great Britain...	206,039	37,616	67,051	12,794	273,090	50,410
	Newfoundland...	781	215	781	215
	United States...	1,217,975	314,805	13,538	3,249	1,231,513	318,054
	Total.....	1,424,795	352,636	80,589	16,043	1,505,384	368,679
Other articles.....	Great Britain...		47,413	516	47,929
	Australia.....		9,800	9,800
	Bermuda.....		44	21	65
	B. Africa.....		22	22
	Newfoundland...		1,043	1,043
	Belgium.....		55	55
	France.....		7	7
	Germany.....		24,329	24,329
	United States...		49,695	8,364	58,059
	Total.....		132,408	8,901	141,309
AGRICULTURAL PRODUCTS							
Balsam.....	Great Britain...		1,602	1,602
	Germany.....		138	138
	United States...		8,723	8,723
	Total.....		10,463	10,463
		Galls.		Galls.		Galls.	
Cider.....	Great Britain...	59,601	9,204	59,601	9,204
	Newfoundland...	50	6	50	6
	China.....	12	18	12	18
	Mexico.....	180	12	180	12
	United States...	667	100	201	60	868	160
	Total.....	60,510	9,340	201	60	60,711	9,400

SESSIONAL PAPER No. 11

No. 3.—GENERAL STATEMENT OF EXPORTS—Continued.

ARTICLES EXPORTED.	COUNTRIES.	GOODS, THE PRODUCE OF CANADA.		GOODS, NOT THE PRODUCE OF CANADA.		TOTAL EXPORTS.	
		Quantity.	Value.	Q'ty.	Value.	Quantity.	Value.
AGRICULTURAL PRO- DUCTS— <i>Con.</i>		Cwt.	\$	Cwt.	\$	Cwt.	\$
Flax.....	United States...	68,847	244,629			68,847	244,629
Fruits, viz.: Apples, dried		Lbs.		Lbs.		Lbs.	
	Great Britain...	221,994	12,254			221,994	12,254
	Bermuda.....	201	17			201	17
	Newfoundland	17,900	954	206	14	18,100	968
	Germany.....	1,327,390	75,504			1,327,390	75,504
	Holland.....	2,013,353	119,701			2,013,353	119,701
	Mexico.....	4,731	335			4,731	335
	Sweden.....	5,000	200			5,000	200
	United States...	60,691	3,883			60,691	3,883
	Total.....	3,651,260	212,848	200	14	3,651,460	212,862
Apples, green or ripe.....		Brls.—		Brls.		Brls.	
	Great Britain...	1,029,418	3,475,825			1,029,418	3,475,825
	Australia.....	156	1,176			156	1,176
	Bermuda.....	1,066	2,987			1,066	2,987
	British Africa.	6,769	22,534			6,769	22,534
	British Guiana...	34	102			34	102
	B. W. Indies....	198	368			198	368
	Fiji.....	26	214			26	214
	Hong Kong.....	7	35			7	35
	Newfoundland..	11,095	32,690			11,095	32,690
	New Zealand....	73	455			73	455
	Belgium.....	110	289			110	289
	China.....	23	120			23	120
	Cuba.....	767	3,114			767	3,114
	Denmark.....	772	2,241			772	2,241
	France.....	55,862	209,131			55,862	209,131
	Germany.....	63,221	197,001			63,221	197,001
	Holland.....	3,473	10,359			3,473	10,359
	Mexico.....	204	774			204	774
	St. Pierre.....	169	476			169	476
	Norway.....	150	600			150	600
	United States...	44,051	122,991	41	288	44,092	123,279
	Total.....	1,217,564	4,083,482	41	288	1,217,605	4,083,770
Berries of all kinds....							
	Great Britain...		4				4
	Bermuda.....		24				24
	Newfoundland..		15				15
	Cuba.....		123				123
	St. Pierre.....		5				5
	United States...		100,490		2,207		102,697
	Total.....		100,661		2,207		102,868
Canned or preserved....							
	Great Britain...		248,619		50		248,669
	Australia.....		8				8
	Bermuda.....		1,707				1,707
	B. Africa.....		503				503
	B. E. Indies....		40				40
	B. W. Indies....		230		24		254
	B. Guiana.....		27				27
	Fiji.....		185				185
	Hong Kong.....		47		30		77
	Newfoundland..		5,344		2,576		7,920

6-7 EDWARD VII., A. 1907

No. 3.—GENERAL STATEMENT OF EXPORTS—*Continued.*

ARTICLES EXPORTED.	COUNTRIES.	GOODS, THE PRODUCE OF CANADA.		GOODS, NOT THE PRODUCE OF CANADA.		TOTAL EXPORTS.	
		Quantity.	Value.	Q'ty.	Value.	Quantity.	Value.
AGRICULTURAL PRO- DUCTS— <i>Con.</i>			\$		\$		\$
Fruits— <i>Con.</i>							
Canned or preserved	China		228				228
	Cuba		5				5
	Egypt		8				8
	France		713				713
	Germany		2,718				2,718
	Holland		700				700
	Japan		13				13
	Mexico		869				869
	St. Pierre		2		5		7
	U. S. Colombia		16				16
	United States		12,591		1,906		14,497
	Total		274,573		4,591		279,164
All other, N.E.S.	Great Britain		18,788		1,964		20,752
	Australia		13				13
	Bermuda		7				7
	B. Africa		1,952		800		2,752
	B. Guiana		5				5
	B. W. Indies		136		29		165
	Fiji		32				32
	Hong Kong		27				27
	Newfoundland		3,193		6,170		9,363
	Belgium		1,300				1,300
	Cuba		26				26
	France		3,578				3,578
	Germany		43,333		2,400		45,733
	Holland		49,146				49,146
	St. Pierre		672		333		1,005
	United States		22,116		47,625		69,741
	Total		144,324		59,321		203,645
Grain and products, viz.—		Bush.		Bush.		Bush.	
Barley	Great Britain	790,804	426,917	1,961,530	931,119	2,752,334	1,358,036
	Bermuda	48	47			48	47
	B. W. Indies	58	55			58	55
	Newfoundland	2	2			2	2
	Belgium	33,890	17,239	41,114	18,829	75,004	36,068
	Germany	5,581	2,285	3,100	1,426	8,681	3,711
	Holland	2,400	1,008			2,400	1,008
	United States	47,245	21,645	117	70	47,362	21,715
	Total	880,028	469,198	2,005,861	951,444	2,885,889	1,420,642
Beans	Great Britain	18,241	28,763			18,241	28,763
	Bermuda	454	843			454	843
	B. Africa	50	100			50	100
	B. Guiana	38	67			38	67
	B. W. Indies	438	791	4	9	442	800
	Newfoundland	788	1,205	489	624	1,277	1,829
	Chili	1,161	2,326			1,161	2,326
	Cuba	5,351	11,494			5,351	11,494
	Dan. W. Indies	8	12			8	12
	France	49,798	72,321			49,798	72,321
	Fr. W. Indies	733	1,027			733	1,027
	Panama	4	7			4	7
	United States	11,599	20,952	176	131	11,775	21,083
	Total	88,663	139,908	669	764	89,332	140,672

SESSIONAL PAPER No. 11

No. 3.—GENERAL STATEMENT OF EXPORTS—Continued.

ARTICLES EXPORTED.	COUNTRIES.	GOODS, THE PRODUCE OF CANADA.		GOODS, NOT THE PRODUCE OF CANADA.		TOTAL EXPORTS.	
		Quantity.	Value.	Q'ty.	Value.	Quantity.	Value.
AGRICULTURAL PRO- DUCTS— <i>Con.</i>		Bush.	\$	Bush.	\$	Bush.	\$
Grain— <i>Con.</i>							
Buckwheat.....	Great Britain...	349,178	198,131	916	440	350,094	198,571
	B. Africa.....	6,901	3,180	6,901	3,180
	Belgium.....	77,539	43,998	77,539	43,998
	Germany.....	13,520	7,144	13,520	7,144
	Holland.....	21,606	12,827	21,606	12,827
	United States...	18,705	10,311	18,705	10,311
	Total.....	487,449	275,591	916	440	488,365	276,031
Indian corn.....	Great Britain...	43,253	23,554	4,624,404	2,503,475	4,667,657	2,527,029
	Bermuda.....	1,200	450	1,200	450
	B. W. Indies...	4	3	4	3
	Newfoundland...	563	236	563	236
	Belgium.....	94,234	47,117	94,234	47,117
	Germany.....	101,191	60,715	101,191	60,715
	Mexico.....	10	5	10	5
	St. Pierre.....	200	125	200	125
	United States...	27	30	1,000	500	1,027	530
	Total.....	45,257	24,403	4,820,829	2,611,807	4,866,086	2,636,210
Oats.....	Great Britain...	1,885,166	762,503	1,927,740	662,602	3,812,906	1,425,105
	Bermuda.....	63,609	27,114	1,379	625	64,988	27,739
	B. Africa.....	512	315	512	315
	B. Guiana.....	38,327	15,672	38,327	15,672
	B. W. Indies...	189,037	73,265	3,265	1,323	192,302	74,589
	Newfoundland...	227,242	96,527	227,242	96,527
	Belgium.....	124,292	43,655	124,292	43,655
	Cuba.....	6,782	3,420	6,782	3,420
	Dan. W. Indies.	48	25	48	25
	Dutch Guiana..	1,143	500	1,143	500
	France.....	1,500	435	1,500	435
	Germany.....	6,555	2,066	6,555	2,066
	Holland.....	1,514	424	1,514	424
	Mexico.....	142	58	142	58
	Porto Rico.....	196	94	196	94
	St. Pierre.....	1,636	660	1,636	660
	United States...	152,602	56,613	434,244	110,427	586,846	167,040
	Total.....	2,700,303	1,083,347	2,366,628	774,977	5,066,931	1,858,324
Pease, whole.....	Great Britain...	352,080	324,037	352,080	324,037
	Bermuda.....	18	20	18	20
	B. Africa.....	3,919	3,108	3,919	3,108
	B. Guiana.....	6,031	5,850	6,031	5,850
	B. W. Indies...	24,018	23,836	24,018	23,836
	Newfoundland...	25,157	26,641	25,157	26,641
	Dan. W. Indies.	56	70	56	70
	France.....	38,768	102,125	38,768	102,125
	Holland.....	1,000	1,100	1,000	1,100
	Mexico.....	66	75	66	75
	Panama.....	8	10	8	10
	St. Pierre.....	16	28	16	28
	United States...	95,451	122,026	5	3	95,456	122,029
	Total.....	546,588	608,926	5	3	546,593	608,929

6-7 EDWARD VII., A. 1907

No. 3.—GENERAL STATEMENT OF EXPORTS—Continued.

ARTICLES EXPORTED.	COUNTRIES.	GOODS, THE PRODUCE OF CANADA.		GOODS, NOT THE PRODUCE OF CANADA.		TOTAL EXPORTS.	
		Quantity.	Value.	Q'ty.	Value.	Quantity.	Value.
AGRICULTURAL PRO- DUCTS— <i>Con.</i> Grain— <i>Con.</i> Pease, split		Bush.	\$	Bush.	\$	Bush.	\$
	Great Britain ..	10,214	8,821			10,214	8,821
	Bermuda	4,871	5,100			4,871	5,100
	B. Africa	1,795	2,279			1,795	2,279
	B. Guiana	38,785	45,367			38,785	45,367
	B. W. Indies	46,819	58,057			46,819	58,057
	Newfoundland ..	1,304	1,649			1,304	1,649
	Cuba	127	170			127	170
	Dan. W. Indies ..	122	158			122	158
	Germany	933	793			933	793
	Holland	660	560			660	560
	Mexico	20	30			20	30
	Panama	350	480			350	480
	U. S. Colombia ..	23	34			23	34
	United States ..	22,269	24,894	1	3	22,270	24,897
	Total	128,292	148,392	1	3	128,293	148,395
Rye	Great Britain ..			128,789	81,865	128,789	81,865
	Newfoundland ..			12	9	12	9
	Belgium			17,431	10,807	17,431	10,807
	United States ..	4	2			4	2
	Total	4	2	146,232	92,681	146,236	92,683
Wheat	Great Britain ..	36,027,692	30,234,611	459,249	389,213	36,486,941	30,623,824
	Australia	200	105			200	105
	B. Africa	69,789	57,419			69,789	57,419
	Belgium	352,407	291,892	20,000	17,000	372,407	308,892
	China	6	6			6	6
	France	68,836	60,049			68,836	60,049
	Germany	17,182	9,206	108,476	94,478	125,658	103,684
	Holland	1,050	800			1,050	800
	Mexico	30,261	22,695			30,261	22,695
	United States ..	3,831,988	2,981,608			3,831,988	2,981,608
	Total	40,399,402	33,658,391	587,725	500,691	40,987,127	34,159,082
Other grain	B. W. Indies ..	1,063	1,306			1,063	1,306
	Newfoundland ..	180	108			180	108
	United States ..	737	825			737	825
	Total	1,980	2,239			1,980	2,239
Bran		Cwt.		Cwt.		Cwt.	
	Great Britain ..	184,565	155,298			184,565	155,298
	Bermuda	8,981	8,568			8,981	8,568
	B. Africa	560	558			560	558
	B. Guiana	410	350			410	350
	B. W. Indies	11,134	9,678			11,134	9,678
	Newfoundland ..	12,235	11,904			12,235	11,904
	Belgium	55,726	28,445			55,726	28,445
	Denmark	18,190	5,534			18,190	5,534
	France	1,780	1,674			1,780	1,674
	Germany	110,472	47,864			110,472	47,864
	Holland	42,188	23,752			42,188	23,752
	Norway	11,650	4,737			11,650	4,737
	Porto Rico	55	58			55	58
	St. Pierre	109	182			109	182
	United States ..	220,166	114,311			220,166	114,311
	Total	678,221	412,913			678,221	412,913

SESSIONAL PAPER No. 11

No. 3.—GENERAL STATEMENT OF EXPORTS—*Continued.*

ARTICLES EXPORTED.	COUNTRIES.	GOODS, THE PRODUCE OF CANADA.		GOODS, NOT THE PRODUCE OF CANADA.		TOTAL EXPORTS	
		Quantity.	Value.	Qty.	Value.	Quantity.	Value.
		Brls.	\$	Brls.	\$	Brls.	\$
AGRICULTURAL PRO- DUCTS— <i>Con.</i>							
Grain, &c.— <i>Con.</i>							
Flour of wheat.....	Great Britain...	943,777	3,656,938			943,777	3,656,938
	Australia.....	6,281	23,943			6,281	23,943
	Bermuda.....	6,241	26,556			6,241	26,556
	B. Africa.....	119,766	553,899			119,766	553,899
	B. E. Indies.....	1,226	4,495			1,226	4,495
	B. Guiana.....	14,083	54,333			14,083	54,333
	B. W. Indies....	76,112	302,861			76,112	302,861
	Fiji.....	385	847			385	847
	Hong Kong.....	725	1,944			725	1,944
	Malta.....	5,146	17,423			5,146	17,423
	Newfoundland..	240,040	1,109,480			240,040	1,109,480
	B. Poss., other..	1,750	7,449			1,750	7,449
	Belgium.....	225	770			225	770
	China.....	1,768	6,280			1,768	6,280
	Brazil.....	500	2,000			500	2,000
	Corea.....	2	15			2	15
	Cuba.....	2,593	12,220			2,593	12,220
	Denmark.....	8,659	30,924			8,659	30,924
	France.....	1,406	6,348			1,406	6,348
	French Africa...	365	1,913			365	1,913
	Fr. W. Indies...	4,261	16,392			4,261	16,392
	Germany.....	449	1,726			449	1,726
	Hayti.....	5	25			5	25
	Italy.....	32	129			32	129
	Holland.....	22,958	70,855			22,958	70,855
	Japan.....	20,232	64,131			20,232	64,131
	Mexico.....	82	405			82	405
	Norway.....	16,495	54,433			16,495	54,433
	Portug. Africa...	660	2,664			660	2,664
	Russia.....	4,462	14,878			4,462	14,878
	St. Pierre.....	4,656	21,176			4,656	21,176
	Sweden.....	888	3,808			888	3,808
	Turkey.....	12	77			12	77
	United States...	25,772	108,488	130	929	25,902	109,417
	Total.....	1,532,014	6,179,825	130	929	1,532,144	6,180,754
Flour of rye.....	United States...	3	35			3	35
Indian meal.....	Great Britain...	797	2,342			797	2,342
	B. W. Indies....	267	1,281			267	1,281
	Newfoundland..	773	2,174			773	2,174
	St. Pierre.....	131	330			131	330
	United States...	204	532	8	55	212	587
	Total.....	2,172	6,659	8	55	2,180	6,714
Oatmeal.....	Great Britain...	120,744	492,084			120,744	492,084
	B. Africa.....	65	304			65	304
	B. Guiana.....	275	1,070			275	1,070
	Newfoundland..	939	4,126			939	4,126
	Denmark.....	2,820	11,465			2,820	11,465
	Germany.....	213	1,128			213	1,128
	Holland.....	2,916	11,476			2,916	11,476
	Norway.....	3,616	15,292			3,616	15,292
	Russia.....	440	1,858			440	1,858
	United States...	916	3,478			916	3,478
	Total.....	132,944	542,281			132,944	542,281

6-7 EDWARD VII., A. 1907

No. 3.—GENERAL STATEMENT OF EXPORTS—Continued.

ARTICLES EXPORTED.	COUNTRIES.	GOODS, THE PRODUCE OF CANADA.		GOODS, NOT THE PRODUCE OF CANADA.		TOTAL EXPORTS.	
		Quantity.	Value.	Qty.	Value.	Quantity.	Value.
AGRICULTURAL PRODUCTS— <i>Con.</i>							
Grain, &c.— <i>Con.</i>							
Meal, all other.....	Great Britain...	8,229	22,089			8,229	22,089
	Bermuda.....	102	410			102	410
	B. Africa.....	227	789			227	789
	Newfoundland..	1,379	5,627	60	87	1,439	5,714
	Holland.....	749	1,193			749	1,193
	Sweden.....	275	560			275	560
	United States...	398	1,715			398	1,715
	Total.....	11,359	32,383	60	87	11,419	32,470
		Tons.		Tons.		Tons.	
Hay.....	Great Britain...	124,947	952,728	29	170	124,976	952,898
	Bermuda.....	1,127	12,464			1,127	12,464
	B. Africa.....	549	5,816			549	5,816
	B. Guiana.....	118	1,278			118	1,278
	B. W. Indies...	997	10,524			997	10,524
	Hong Kong.....	5	100			5	100
	Newfoundland..	3,766	37,206			3,766	37,206
	Cuba.....	3,956	31,548			3,956	31,548
	Dutch Guiana..	9	90			9	90
	France.....	339	2,911			339	2,911
	Holland.....	175	1,666			175	1,666
	Mexico.....	1,456	15,553			1,456	15,553
	Panama.....	17	200			17	200
	Porto Rico.....	40	577			40	577
	Russia.....	155	1,714			155	1,714
	St. Pierre.....	517	6,077			517	6,077
	United States...	68,541	449,549	42	1,698	68,583	451,157
	Total.....	206,714	1,529,941	71	1,778	206,785	1,531,719
		Cwt.		Cwt.		Cwt.	
Hemp.....	United States...	40	555	9	281	49	836
		Lbs.		Lbs.		Lbs.	
Hops.....	Great Britain...	66,423	12,306			66,423	12,306
	Australia.....	2,890	495			2,890	495
	New Zealand...	2,286	460			2,286	460
	Newfoundland..	42	10	900	103	942	113
	Total.....	71,641	13,271	900	103	72,541	13,374
		Bush.		Bush.		Bush.	
Malt.....	B. W. Indies...	72	87			72	87
	Newfoundland..	8,533	6,874			8,533	6,874
	Total.....	8,605	6,961			8,605	6,961
		Lbs.		Lbs.		Lbs.	
Maple sugar.....	Great Britain...	12,634	1,379			12,634	1,379
	B. E. Indies...	50	5			50	5
	New Zealand...	1,033	114			1,033	114
	Newfoundland..	400	43			400	43
	Belgium.....	83	9			83	9
	France.....	673	68			673	68
	Mexico.....	5,243	468			5,243	468
	United States...	1,854,535	127,091	1,128	82	1,855,663	127,173
	Total.....	1,874,651	129,177	1,128	82	1,875,779	129,259

SESSIONAL PAPER No. 11

No. 3.—GENERAL STATEMENT OF EXPORTS—*Continued.*

ARTICLES EXPORTED.	COUNTRIES.	GOODS, THE PRODUCE OF CANADA.		GOODS, NOT THE PRODUCE OF CANADA.		TOTAL EXPORTS.	
		Quantity.	Value.	Qty.	Value.	Quantity.	Value.
AGRICULTURAL PRO- DUCTS— <i>Con.</i>		Galls.	§	Galls.	§	Galls.	§
Maple syrup.	Great Britain	1,244	1,138			1,244	1,138
	B. Africa	184	154			184	154
	B. W. Indies.	6	3			6	3
	Newfoundland.	139	121			139	121
	France.	123	82			123	82
	Mexico.	54	39			54	39
	United States.	82,700	7,591	664	87	83,364	7,678
	Total	84,450	9,128	664	87	85,114	9,215
		Lbs.		Lbs.		Lbs.	
Nuts	Great Britain			14,750	236	14,750	236
	B. W. Indies.			35,463	764	35,463	764
	Bermuda.			214	15	214	15
	Newfoundland.	60	8	480	50	540	58
	Cuba.			250	24	250	24
	St. Pierre.			125	13	125	13
	United States.	2,135	268	31,918	2,688	34,053	2,956
	Total	2,195	276	83,200	3,790	85,395	4,066
		Bush.		Bush.		Bush.	
Seeds— Clover.	Great Britain	42,763	312,217			42,763	312,217
	Newfoundland.	16	147			16	147
	New Zealand.	7,532	33,342			7,532	33,342
	Argentina.	42	377			42	377
	Denmark.	4,515	32,177			4,515	32,177
	France.	986	6,900			986	6,900
	Germany.	40,152	276,998			40,152	276,998
	Holland	660	4,177			660	4,177
	Norway	462	3,300			462	3,300
	Turkey.	1	6			1	6
	United States.	114,740	727,164			114,740	727,164
	Total	211,869	1,396,805			211,869	1,396,805
Flax.	Great Britain			448,937	494,698	448,937	494,698
	Belgium			219,283	274,104	219,283	274,104
	Holland			159,626	183,569	159,626	183,569
	United States.	2,824	3,328			2,824	3,328
	Total	2,824	3,328	827,846	952,371	830,670	955,699
Grass.	Great Britain	2,979	3,260			2,979	3,260
	Newfoundland.	29	78			29	78
	New Zealand.	30	67			30	67
	Argentina	43	32			43	32
	Denmark.	100	258			100	258
	Germany.	2,930	4,779			2,930	4,779
	Holland.	240	140			240	140
	St. Pierre.	2	6			2	6
	United States.	37,088	47,245			37,088	47,245
	Total	43,441	55,865			43,441	55,865

6-7 EDWARD VII., A. 1907

No. 3.—GENERAL STATEMENT OF EXPORTS—*Continued.*

ARTICLES EXPORTED.	COUNTRIES.	GOODS, THE PRODUCE OF CANADA.		GOODS, NOT THE PRODUCE OF CANADA.		TOTAL EXPORTS.	
		Quantity.	Value.	Q'ty.	Value.	Quantity.	Value.
AGRICULTURAL PRO- DUCTS— <i>Con.</i>			£		£		£
Seeds— <i>Con.</i>							
All other.....	Great Britain		8,915				8,915
	Australia.....		207				207
	Bermuda.....		85				85
	B. Africa.....		71				71
	B. W. Indies.....				180		180
	Newfoundland.....		150		4		154
	Argentina.....		91				91
	Germany.....		15				15
	Italy.....		55				55
	St. Pierre.....		3				3
	United States.....		12,879		2,810		15,689
	Total.....		22,471		2,994		25,465
		Tons.		Tons.		Tons.	
Straw.....	Great Britain	294	2,122			294	2,122
	Bermuda.....	27	205			27	205
	B. Africa.....	4	32			4	32
	B. W. Indies.....	17	152			17	152
	Newfoundland.....	48	342			48	342
	United States.....	3,832	14,276			3,832	14,276
	Total.....	4,222	17,129			4,222	17,129
		Lbs.		Lbs.		Lbs.	
Tobacco, leaf.....	Great Britain.....			215	16	215	16
	Belgium.....	52,819	10,369	4,500	650	57,319	11,019
	France.....	28	7			28	7
	Germany.....			5,391	809	5,391	809
	Holland.....			1,324	470	1,324	470
	United States.....	24,846	8,784	384,014	154,221	408,860	163,005
	Total.....	77,693	19,160	395,444	156,166	473,137	175,326
Trees, shrubs and plants	Great Britain.....		110				110
	Newfoundland.....		378				378
	China.....		45				45
	St. Pierre.....		92				92
	United States.....		9,318		438		9,756
	Total.....		9,943		438		10,381
Vegetables, canned or preserved.....	Great Britain.....		9,295				9,295
	Bermuda.....		3,418				3,418
	B. Africa.....		5,150				5,150
	B. W. Indies.....		175		88		263
	Newfoundland.....		532		10		542
	New Zealand.....		60				60
	France.....		8,160				8,160
	Mexico.....		1,385				1,385
	St. Pierre.....		119				119
	United States.....		5,017		16,301		21,318
	Total.....		33,311		16,399		49,710

SESSIONAL PAPER No. 11

No. 3.—GENERAL STATEMENT OF EXPORTS—Continued.

ARTICLES EXPORTED.	COUNTRIES.	GOODS, THE PRODUCE OF CANADA.		GOODS, NOT THE PRODUCE OF CANADA.		TOTAL EXPORTS.	
		Quantity.	Value.	Q'ty.	Value.	Quantity.	Value.
AGRICULTURAL PRO- DUCTS— <i>Con.</i>		Bush.	\$	Bush.	\$	Bush.	\$
Potatoes.....	Great Britain.....	9	5			9	5
	Australia.....	1,756	1,455			1,756	1,455
	Bermuda.....	46,142	26,175			46,142	26,175
	B. Africa.....	51	20			51	20
	B. Guiana.....	64,825	34,978			64,825	34,978
	B. W. Indies.....	76,498	47,585			76,498	47,585
	Fiji.....	3,138	2,845	55	23	3,193	2,868
	Hong Kong.....	22	10			22	10
	Newfoundland.....	74,998	22,517			74,998	22,517
	Cuba.....	482,825	375,636	4,068	1,504	486,893	377,140
	Dan. W. Indies.....	5	4			5	4
	Mexico.....	9,136	7,753			9,136	7,753
	Panama.....	1,867	1,040			1,867	1,040
	Porto Rico.....	2,837	1,946			2,837	1,946
	St. Pierre.....	21,821	5,572	4	2	21,825	5,574
	United States.....	473,239	128,363	3,600	3,527	476,839	131,890
	Total.....	1,259,169	655,904	7,727	5,056	1,266,896	660,960
Turnips.....	Bermuda.....	1,086	488			1,086	488
	B. Guiana.....	158	51			158	51
	B. W. Indies.....	41	18			41	18
	Newfoundland.....	22,087	4,203			22,087	4,203
	St. Pierre.....	2,632	454			2,632	454
	United States.....	1,112,296	132,313			1,112,296	132,313
	Total.....	1,138,300	137,527			1,138,309	137,527
All other vegetables ...	Great Britain.....		600				600
	Australia.....		528				528
	Bermuda.....		1,681		91		1,772
	B. Africa.....		142				142
	B. Guiana.....		11				11
	B. W. Indies.....		846		150		996
	Fiji.....		364		13		377
	Newfoundland.....		4,597		45		4,642
	Cuba.....		2,109				2,109
	Mexico.....		88				88
	Porto Rico.....		59				59
	St. Pierre.....		907		104		1,011
	United States.....		66,482		3,430		69,912
	Total.....		78,414		3,833		82,247
Cereal foods, all kinds, N.E.S.....	Great Britain.....		860,363				860,363
	Australia.....		25,344				25,344
	Bermuda.....		1,064				1,064
	B. Africa.....		142,334				142,334
	B. W. Indies.....		122				122
	Fiji.....		7				7
	Newfoundland.....		4,638		168		4,806
	New Zealand.....		1,224				1,224
	Argentina.....		1,080				1,080
	Belgium.....		11,625				11,625
	Denmark.....		15,234				15,234
	France.....		1,070				1,070
	Germany.....		3,675				3,675
	Holland.....		42,069		2,130		44,199

6-7 EDWARD VII., A. 1907

No. 3.—GENERAL STATEMENT OF EXPORTS—*Continued.*

ARTICLES EXPORTED.	COUNTRIES.	GOODS, THE PRODUCE OF CANADA.		GOODS, NOT THE PRODUCE OF CANADA.		TOTAL EXPORTS.	
		Quantity.	Value.	Qty.	Value.	Quantity.	Value.
AGRICULTURAL PRO- DUCTS— <i>Con.</i>			\$		\$		\$
Cereal foods— <i>Con.</i>	Japan.....		8				8
	Mexico.....		21				21
	Norway.....		49,829				49,829
	Russia.....		16,654				16,654
	Spain.....		135				135
	St. Pierre.....		10				10
	Sweden.....		270				270
	United States.....		8,407		553		8,960
	Total.....		1,185,183		2,851		1,188,034
Other articles.....	Great Britain.....		38,226				38,226
	Bermuda.....		62				62
	Hong Kong.....		1,325				1,325
	Newfoundland.....		331		2,800		3,131
	Brazil.....		500				500
	China.....		362				362
	Cuba.....		24				24
	France.....		32		1		33
	Germany.....		742				742
	Holland.....		992				992
	Japan.....		1,608				1,608
	Mexico.....		625				625
	United States.....		48,346		4,006		52,352
	Total.....		93,175		6,807		99,982
MANUFACTURES.			Lbs.		Lbs.		Lbs.
Acid, sulphuric.....	United States.....		59,393				59,393
Agricultural implements.....	Great Britain.....		236,955				236,955
	Australia.....		523,030		484		523,514
	Bermuda.....		10				10
	B. Africa.....		94,042				94,042
	B. Poss., other.....		264				264
	B. W. Indies.....		330				330
	Hong Kong.....		18				18
	Newfoundland.....		1,057				1,057
	New Zealand.....		143,394				143,394
	Argentina.....		256,006				256,006
	Belgium.....		9,652				9,652
	Brazil.....		121				121
	Cent. Am. States.....		133				133
	Chili.....		30,457				30,457
	Cuba.....		217				217
	Denmark.....		8,398				8,398
	France.....		293,536				293,536
	Fr. Africa.....		1,084				1,084
	Germany.....		443,703				443,703
	Holland.....		100,102				100,102
	Italy.....		23,004				23,004
	Mexico.....		40				40
	Norway.....		600				600
	Peru.....		78				78
	Roumania.....		41,916				41,916
	Russia.....		180,175				180,175
	Spain.....		21,695				21,695
	Sweden.....		16,870				16,870
	Turkey.....		1,383				1,383

SESSIONAL PAPER No. 11

No. 3.—GENERAL STATEMENT OF EXPORTS—*Continued.*

ARTICLES EXPORTED.	COUNTRIES.	GOODS, THE PRODUCE OF CANADA.		GOODS, NOT THE PRODUCE OF CANADA.		TOTAL EXPORTS.	
		Quantity.	Value.	Q'ty.	Value	Quantity.	Value.
MANUFACTURES— <i>Con.</i>			\$		\$		\$
Agricultural implements— <i>Con.</i>	Uruguay.....		2,397				2,397
	United States.....		67,024		1,019		68,043
	Total.....		2,497,601		1,503		2,499,104
Aluminium, in bars, ingots, etc.....		Lbs.		Lbs.		Lbs.	
	Great Britain...	604,555	120,910			604,555	120,910
	Belgium.....	1,750,969	350,240	3,875	765	1,754,844	351,005
	Holland.....	220,438	44,087			220,438	44,087
	United States...	512,160	103,262			512,160	103,262
	Total.....	3,088,122	618,499	3,875	765	3,091,997	619,264
Aluminium manufactures, in other forms.....							
	Great Britain...		8				8
	Australia.....		507				507
	B. Africa.....		12				12
	New Zealand...		185				185
	Mexico.....		6				6
	United States...		544		650		1,194
	Total.....		1,262		650		1,912
Books, pamphlets, maps, etc.....							
	Great Britain...		95,658		3,771		99,429
	Australia.....		2,608		91		2,699
	Bermuda.....		2,427				2,427
	B. Africa.....		3,322				3,322
	B. E. Indies.....		931		98		1,029
	B. Guiana.....		250				250
	B. W. Indies.....		7,741		428		8,169
	B. Honduras.....		24				24
	Fiji.....		79				79
	Hong Kong.....		45				45
	Newfoundland.....		12,740		2,558		15,298
	New Zealand.....		1,795				1,795
	Argentina.....		233				233
	Belgium.....		7,173				7,173
	Cent. Am. States.....		29				29
	Chili.....		50				50
	China.....		866				866
	Cuba.....		2,620		18		2,638
	Egypt.....		296				296
	France.....		2,193		1,178		3,371
	Germany.....		238		18		256
	Hawaii.....		20				20
	Hayti.....		50				50
	Holland.....		7,744				7,744
	Italy.....		1,997				1,997
	Japan.....		1,440				1,440
	Mexico.....		1,134		10		1,144
	Norway.....		180				180
	Porto Rico.....		133				133
	San Domingo.....		30				30
	St. Pierre.....		468		10		478
	Spain.....		19				19
	Sweden.....		108		8		116
	Switzerland.....		50		50		100
	United States.....		98,323		63,992		162,325
	Total.....		253,024		72,230		325,254

6-7 EDWARD VII., A. 1907

No. 3.—GENERAL STATEMENT OF EXPORTS—*Continued.*

ARTICLES EXPORTED.	COUNTRIES.	GOODS, THE PRODUCE OF CANADA.		GOODS, NOT THE PRODUCE OF CANADA.		TOTAL EXPORTS.	
		Quantity.	Value.	Q'ty.	Value.	Quantity.	Value.
		Cwt.	\$	Cwt.	\$	Cwt.	\$
MANUFACTURES— <i>Con.</i>							
Biscuits and bread..	Great Britain...	24	179			24	179
	Bermuda.....	401	2,946			401	2,946
	B. Africa.....	20	254			20	254
	B. Guiana.....	170	2,015			170	2,015
	B. W. Indies...	2,030	18,559			2,030	18,559
	Newfoundland..	1,081	6,149			1,081	6,149
	Argentina.....	20	200			20	200
	Dutch Guiana..	2	16			2	16
	Dutch W. Indies	5	85			5	85
	St. Pierre.....	76	573			76	573
	United States...	6,673	8,240	26	242	6,699	8,482
	Total	10,502	39,216	26	242	10,528	39,458
		M.		M.		M.	
Bricks	Bermuda.....	9	61			9	61
	B. Guiana.....	1	5			1	5
	B. W. Indies...	1	5			1	5
	Newfoundland..	250	2,661	15	194	265	2,855
	Azores		3				3
	United States...	445	2,806	20	378	465	3,184
	Total	706	5,541	35	572	741	6,113
Buttons.....	United States...		5,404		162		5,566
		Lbs.		Lbs.		Lbs.	
Candles	Newfoundland..	160	15			160	15
	New Zealand...	136,002	9,616			136,002	9,616
	United States...	510	127	3,641	469	4,151	596
	Total	136,672	9,758	3,641	469	140,313	10,227
Cartridges—gun, rifle and pistol.....	Great Britain...		8,447		198		8,645
	Australia.....		7,939				7,939
	Newfoundland..		446		330		776
	New Zealand...		558				558
	Argentina.....		135				135
	Chili.....		302				302
	Cuba.....		714				714
	Mexico.....		5,711				5,711
	United States...		83,468		653		84,121
	Total		107,720		1,181		108,901
Charcoal	Great Britain...		3,000				3,000
	Cuba.....		3				3
	Mexico.....		8				8
	United States...		50,829				50,829
	Total		53,840				53,840
Cement.....	Great Britain...		1,239				1,239
	Bermuda.....		18				18
	B. Guiana.....		4				4
	B. W. Indies...		23				23
	Newfoundland..		2,769		24		2,793
	Panama.....		120				120
	United States...		4,740		4,861		9,601
	Total		8,913		4,885		13,798

SESSIONAL PAPER No. 11

No. 3.—GENERAL STATEMENT OF EXPORTS—Continued.

ARTICLES EXPORTED.	COUNTRIES.	GOODS, THE PRODUCE OF CANADA.		GOODS, NOT THE PRODUCE OF CANADA.		TOTAL EXPORTS.	
		Quantity.	Value.	Qty.	Value.	Quantity.	Value.
MANUFACTURES— <i>Con.</i>			\$		\$	\$	\$
Cinders.....	United States.....		1,023				1,023
Clothing and wearing ap- parel.....	Great Britain.....		16,123		4,019		20,142
	Australia.....		4,972				4,972
	Bermuda.....		749				749
	B. Africa.....		257				257
	B. Guiana.....		90				90
	B. E. Indies.....				30		30
	B. W. Indies.....		1,047				1,047
	Fiji.....		30				30
	Hong Kong.....		79				79
	Newfoundland.....		29,087		18		29,105
	New Zealand.....		62				62
	Belgium.....		3				3
	Chili.....		78				78
	China.....		2,735				2,735
	Cuba.....		121				121
	France.....		1,486		110		1,596
	Germany.....		85		300		385
	Japan.....		105		15		120
	Mexico.....		6,923		987		7,910
	St. Pierre.....		19				19
	Switzerland.....		15				15
	United States.....		28,700		16,419		45,119
	Total.....		92,766		21,898		114,664
Coke.....		Tons.				Tons.	
	Mexico.....	130	910			130	910
	United States.....	59,411	280,753			59,411	280,753
	Total.....	59,541	281,663			59,541	281,663
Cordage, ropes and twine.	Great Britain.....		52,047		1,000		53,047
	Bermuda.....		3,964				3,964
	B. Africa.....		180				180
	B. Guiana.....		5,633				5,633
	B. W. Indies.....		30,342				30,342
	Newfoundland.....		2,128		4,095		7,223
	New Zealand.....		330				330
	Argentina.....		17,082				17,082
	Belgium.....		450				450
	China.....		110				110
	Germany.....		223				223
	Mexico.....		13,231				13,231
	St. Pierre.....		39				39
	United States.....		363,705		5,399		369,104
	Total.....		490,464		10,494		500,958
Cotton fabrics.....		Yds.		Yds.		Yds.	
	Great Britain.....	226,401	33,624	13,681	1,638	240,082	35,262
	Australia.....	1,239,074	99,279			1,239,074	99,279
	Bermuda.....	300	75			300	75
	B. Africa.....	1,216,543	99,401			1,216,543	99,401
	B. W. Indies.....	21,692	2,832			21,692	2,852
	B. Honduras.....	7,632	1,670			7,632	1,670
	B. Poss., other.....	75,000	3,562			75,000	3,562
	Newfoundland.....	263,528	45,511			263,528	45,511
	New Zealand.....	444,065	58,890			444,065	58,890

6-7 EDWARD VII., A. 1907

No. 3.—GENERAL STATEMENT OF EXPORTS—*Continued.*

ARTICLES EXPORTED.	COUNTRIES.	GOODS, THE PRODUCE OF CANADA.		GOODS, NOT THE PRODUCE OF CANADA.		TOTAL EXPORTS.		
		Quantity.	Value.	Q'ty.	Value.	Quantity.	Value.	
MANUFACTURES— <i>Con.</i>		Yds.	\$	Yds.	\$	Yds.	\$	
Cotton fabrics— <i>Con.</i>	Argentina	56,823	12,290			56,823	12,290	
	Bolivia	2,138	445			2,138	445	
	Brazil	58,508	13,718			58,508	13,718	
	Cent. Am. States	35,556	9,229			35,556	9,229	
	Chili	68,850	16,620			68,850	16,620	
	China	9,624,602	635,611	250,000	16,040	9,874,602	651,651	
	Corea	1,505	300			1,505	300	
	Cuba	684	43			684	43	
	Denmark	5,995	1,822			5,995	1,822	
	Dan. W. Indies	1,561	480			1,561	480	
	Dutch Guiana	2,271	315			2,271	315	
	Ecuador	23,355	2,198			23,355	2,198	
	Egypt	130,310	8,109			130,310	8,109	
	Fr. W. Indies	12,500	781			12,500	781	
	Germany	74,104	17,472			74,104	17,472	
	Hayti	6,470	1,680			6,470	1,680	
	Holland	13,610	2,384			13,610	2,384	
	Japan	344,481	26,889			344,481	26,889	
	Mexico	155,414	35,640			155,414	35,640	
	Norway	90,660	18,830			90,660	18,830	
	Panama	116,230	16,632			116,230	16,632	
	Peru	1,271	330			1,271	330	
	Portugal	1,370	422			1,370	422	
	Russia	12,877	3,130			12,877	3,130	
	San Domingo	7,126	1,611			7,126	1,611	
	St. Pierre	12,724	3,219			12,724	3,219	
	Turkey	134,766	8,108			134,766	8,108	
Uruguay	12,778	3,747			12,778	3,747		
U. S. Colombia	17,758	3,401			17,758	3,401		
United States	561,424	39,315	28,120	3,300	589,544	42,615		
Venezuela	70,728	17,099			70,728	17,099		
Total	15,152,684	1,246,734	291,801	20,978	15,444,485	1,267,712		
Cottons other	Great Britain		6,021		1,404		7,425	
	Australia		632				632	
	B. Africa		972				972	
	Newfoundland		12,177		10		12,187	
	New Zealand		391				391	
	Brazil		1,289				1,289	
	Denmark		1,000				1,000	
	Ecuador		121				121	
	Germany		529				529	
	Japan		275				275	
	Mexico		1,712				1,712	
	Portugal		163				163	
	San Domingo		219				219	
	St. Pierre		90				90	
Uruguay		1,045				1,045		
U. S. Colombia		159				159		
United States		4,588		9,723		14,311		
Venezuela		297				297		
Total		31,590		11,137		42,727		
Cotton waste	Great Britain	Lbs.	4,800	384		4,800	384	
	Newfoundland		5,721	459	555	44	6,276	503
	Aust.-Hungary		50	1			50	1
	Belgium		197,981	3,960			197,981	3,960
	United States		936,914	48,584			936,914	48,584
Total		1,145,466	53,388	555	44	1,146,021	53,432	

SESSIONAL PAPER No. 11

No. 3.—GENERAL STATEMENT OF EXPORTS—*Continued.*

ARTICLES EXPORTED.	COUNTRIES.	GOODS, THE PRODUCE OF CANADA.		GOODS, NOT THE PRODUCE OF CANADA.		TOTAL EXPORTS.	
		Quantity.	Value.	Q'ty.	Value.	Quantity.	Value.
MANUFACTURES— <i>Con.</i>			\$		\$		\$
Drugs, chemicals and medicines, N.E.S.	Great Britain.....		323,309		11,700		335,009
	Australia.....		26,245				26,245
	Bermuda.....		14,531		62		14,593
	B. Africa.....		4,812				4,812
	B. E. Indies.....		308				308
	B. Guiana.....		10,107				10,107
	B. W. Indies.....		122,687		76		122,763
	B. Honduras.....		26				26
	Hong Kong.....		200		302		502
	Newfoundland.....		32,181		5,479		37,660
	New Zealand.....		48				48
	Argentina.....		2,466				2,466
	Belgium.....		38,333				38,333
	Cent. Am. States.....		1,022				1,022
	Chili.....		179				179
	China.....		9,004		141		9,145
	Cuba.....		16,669				16,669
	Dan. W. Indies.....		49				49
	Dutch Guiana.....		23				26
	Ecuador.....		152				152
	France.....		650		607		1,257
	Germany.....		18,244		540		18,784
	Holland.....		10,667				10,667
	Japan.....		8,719				8,719
	Mexico.....		7,636				7,636
	Panama.....		287				287
	Peru.....		1,224				1,224
	Porto Rico.....		145				145
	San Domingo.....		23				23
	St. Pierre.....		306		76		382
	Turkey.....				34,028		34,028
	U. S. Colombia.....		328				328
	United States.....		521,411		612,275		1,133,686
	Venezuela.....		18				18
	Total.....		1,172,012		665,286		1,837,298
Dye stuffs.....	Newfoundland.....		3,083				3,083
	United States.....		1,013		17,033		18,046
	Total.....		4,096		17,033		21,129
Electrical apparatus.....	Great Britain.....		3,400		118		3,518
	Australia.....		1,092		568		1,660
	Bermuda.....		10				10
	B. W. Indies.....		86				86
	Fiji.....		3,735				3,735
	Newfoundland.....		1,118		12		1,130
	Argentina.....		856				850
	France.....		50		900		950
	Japan.....				150		150
	Mexico.....		75				75
	Porto Rico.....		60				60
	St. Pierre.....		180		63		243
	United States.....		14,100		153,772		167,872
	Total.....		24,756		155,583		180,339

6-7 EDWARD VII., A. 1907

No. 3.—GENERAL STATEMENT OF EXPORTS—*Continued.*

ARTICLES EXPORTED.	COUNTRIES.	GOODS, THE PRODUCE OF CANADA.		GOODS, NOT THE PRODUCE OF CANADA.		TOTAL EXPORTS.	
		Quantity.	Value.	Qty.	Value.	Quantity.	Value.
MANUFACTURES— <i>Con.</i>			\$		\$		\$
Electrotypes.....	Great Britain.....		591		6		597
	B. W. Indies.....		2				2
	Belgium.....		21				21
	United States.....		2,436		2,005		4,441
	Total.....		3,050		2,011		5,061
Extract of hemlock bark.....		Brls.		Brls.		Brls.	
	Great Britain.....	3,774	52,513			3,774	52,513
	B. Africa.....	100	1,160			100	1,160
	Newfoundland.....	176	1,926	55	660	231	2,586
	France.....	330	3,960			330	3,960
	United States.....	610	5,950			610	5,950
Total.....	4,990	65,509	55	660	5,045	66,169	
Explosives and fulminates, N.E.S.....		Lbs.		Lbs.		Lbs.	
	Great Britain.....			85,000	1,700	85,000	1,700
	B. W. Indies.....	24	3			24	3
	Newfoundland.....	434,000	50,812	12,340	373	446,340	51,185
	Panama.....	1,750	265			1,750	265
	United States.....	289,956	154,776	38,191	45,156	328,147	199,932
Total.....	725,730	265,856	135,531	47,229	861,261	253,085	
Felt, manufactures of.....	Great Britain.....				60		60
	Newfoundland.....				32		32
	United States.....		887		2		889
	Total.....		887		94		981
Fertilizers.....	Great Britain.....		7,930				7,930
	Newfoundland.....		118				118
	New Zealand.....		3,057				3,057
	Cuba.....		20				20
	Japan.....		24,242				24,242
	United States.....		200,747		3,286		204,033
Total.....		236,114		3,286		239,400	
Fur, manufactures of.....	Great Britain.....		12,876		1,208		14,084
	Australia.....		50				50
	Newfoundland.....		1,564		90		1,654
	Belgium.....		77				77
	France.....		125				125
	Germany.....		125		410		535
	St. Pierre.....		6				6
	United States.....		9,374		7,442		16,816
Total.....		24,197		9,150		33,347	

SESSIONAL PAPER No. 11

No. 3.—GENERAL STATEMENT OF EXPORTS—*Continued.*

ARTICLES EXPORTED.	COUNTRIES.	GOODS, THE PRODUCE OF CANADA.		GOODS, NOT THE PRODUCE OF CANADA.		TOTAL EXPORTS.	
		Quantity.	Value.	Qty.	Value.	Quantity.	Value.
MANUFACTURES— <i>Con.</i>			\$		\$		
Glass and glassware, N. E. S.	Great Britain...		860		66		926
	Australia...		10		7		17
	Bermuda...		11				11
	B. W. Indies...		152				152
	B. Guiana...		10				10
	Newfoundland...		5,964		255		6,219
	New Zealand...		157				157
	Aust.-Hungary...				2		2
	Belgium...		20				20
	China...		33				33
	Germany...		11				11
	St. Pierre...		131		4		135
	United States...		3,199		3,950		7,149
	Total.....		10,558		4,284		14,842
Grindstones, manufactured	Newfoundland...		459				459
	Cuba...		1,217				1,217
	Panama...		35				35
	United States...		14,082		128		14,210
	Total.....		15,793		128		15,921
Gypsum or plaster, ground	Great Britain...		12				12
	B. Africa...		825				825
	Newfoundland...		123				123
	United States...		643				643
	Total.....		1,603				1,603
Hats and caps.	Great Britain...		1,019		549		1,568
	Bermuda...		70				70
	Newfoundland...		4,915				4,915
	Italy...				6		6
	St. Pierre...		200				200
	United States...		1,291		3,138		4,339
	Total.....		7,405		3,693		11,098
Household effects, N. E. S.	Great Britain...		97,377		4,290		101,667
	Australia...		603				603
	Bermuda...		685				685
	B. Africa...		991				991
	B. E. Indies...				800		800
	B. W. Indies...		1,760				1,760
	B. Guiana...		30				30
	Fiji...		3,200				3,200
	Hong Kong...		7				7
	Newfoundland...		10,691		740		11,431
	New Zealand...		473				473
	Argentina...		207				207
	Belgium...		125				125
	China...		879				879
	Corea...		28				28
	Cuba...		5,952				5,952
	Egypt...		3,500				3,500
	France...		1,960				1,960
	Greece...		500				500

6-7 EDWARD VII., A. 1907

No. 3.—GENERAL STATEMENT OF EXPORTS—*Continued.*

ARTICLES EXPORTED.	COUNTRIES.	GOODS, THE PRODUCE OF CANADA.		GOODS, NOT THE PRODUCE OF CANADA.		TOTAL EXPORTS.	
		Quantity.	Value.	Q'ty.	Value.	Quantity.	Value.
MANUFACTURES— <i>Con.</i>			\$		\$		\$
Household effects— <i>Con.</i>	Germany.....		1,789		50		1,839
	Holland.....		100				100
	Hawaii.....		1,530				1,530
	Italy.....		100				100
	Japan.....		3,260				3,260
	Mexico.....		2,705				2,705
	Panama.....		1,450				1,450
	St. Pierre.....		29				29
	United States.....		1,506,879		108,959		1,615,838
	Total.....		1,646,810		114,839		1,761,649
Ice.....	United States.....		22,090				22,090
India rubber, manufac- tures of.....	Great Britain.....		91,540		1,821		93,361
	Australia.....		45,872				45,872
	Bermuda.....		81				81
	B. Africa.....		100				100
	B. W. Indies.....		68		22		90
	B. Guiana.....		342				342
	Newfoundland.....		20,945		55		20,100
	New Zealand.....		70,505				70,505
	Argentina.....		264				264
	Chili.....		2,120				2,120
	China.....		1,007				1,007
	Denmark.....		636				636
	France.....		495		231		726
	Germany.....		600				600
	Italy.....		10,552				10,552
	St. Pierre.....		30				30
	Sweden.....		82				82
	Turkey.....		16				16
	United States.....		22,149		13,531		35,680
	Total.....		266,504		15,660		282,164
India rubber, scrap and other.....		Lbs.		Lbs.		Lbs.	
	Great Britain.....	45,300	714			45,300	714
	United States.....	2,964,761	204,922	107,533	12,637	3,072,294	217,559
	Total.....	3,010,061	205,636	107,533	12,637	3,117,594	218,273
Iron and steel and manu- factures of, viz.— Stoves.....		No.		No.		No.	
	Great Britain.....	27	554			27	554
	Bermuda.....	21	166			21	166
	B. Africa.....	27	225			27	225
	B. W. Indies.....	8	138			8	138
	B. Guiana.....	2	15			2	15
	Fiji.....	1	87			1	87
	Newfoundland.....	832	8,629			832	8,629
	China.....	6	117			6	117
	France.....	1	25			1	25
	St. Pierre.....	33	361			33	361
	United States.....	61	969	47	599	108	1,568
	Total.....	1,019	11,286	47	599	1,066	11,885

SESSIONAL PAPER No. 11

No. 3.—GENERAL STATEMENT OF EXPORTS—*Continued.*

ARTICLES EXPORTED.	COUNTRIES.	GOODS, THE PRODUCE OF CANADA.		GOODS, NOT THE PRODUCE OF CANADA.		TOTAL EXPORTS.	
		Quantity.	Value.	Q'ty.	Value.	Quantity.	Value.
MANUFACTURES— <i>Con.</i>			\$		\$		\$
Iron— <i>Con.</i>							
Castings, N.E.S.	Great Britain.....		16,940				16,940
	B. Africa.....		1,938				1,938
	B. W. Indies		30				30
	Newfoundland		5,691		302		5,993
	New Zealand		6,425				6,425
	China		10				10
	Japan		432				432
	Mexico		32				32
	St. Pierre		31				31
	Sweden.....		8				8
	United States.....		23,967		5,541		29,508
	Total		55,504		5,843		61,347
		Tons.		Tons.		Tons.	
Pig-iron.....	Great Britain.....	213	4,256			213	4,256
	France.....	140	3,750			140	3,750
	United States.....	344	9,852			344	9,852
	Total	697	17,858			697	17,858
Machinery, N.E.S.	Great Britain		39,415		8,753		48,168
	Australia		47,683		347		48,030
	Bermuda.....		60				60
	B. Africa.....		25,184		366		25,550
	B. E. Indies.....		1,452		318		1,770
	B. W. Indies.....		3,713				3,713
	B. Guiana.....		130				130
	B. Poss., other		2,467				2,467
	Fiji Islands.....		520				520
	Newfoundland		48,670		14,049		62,719
	New Zealand		1,794				1,794
	Argentina		23,082		2,585		25,667
	Belgium.....		2,405		1,190		3,595
	Brazil.....		3,639		149		3,788
	Cent. Am. States		350				350
	Chili.....		11,743		144		11,887
	China.....		791				791
	Cuba.....		1,447		355		1,802
	France.....		200				200
	French Africa		3,016				3,016
	Germany.....		5,236		80		5,316
	Holland		300				300
	Italy.....		2,415				2,415
	Japan.....		5,330				5,330
	Mexico.....		6,742		969		7,711
	Panama.....		2,380				2,380
	Peru.....		2,851				2,851
	Portugal.....		4,713				4,713
	Russia.....		550				550
	Spain.....		791				791
	Sweden.....		3,613		60		3,673
	Switzerland.....		3,520		56		3,576
	Uruguay.....		56,214		1,752		57,966
	United States.....		169,273		369,422		538,695
	Total.....		481,689		400,505		882,194

6-7 EDWARD VII., A. 1907

No. 3.—GENERAL STATEMENT OF EXPORTS—*Continued.*

ARTICLES EXPORTED.	COUNTRIES.	GOODS, THE PRODUCE OF CANADA.		GOODS, NOT THE PRODUCE OF CANADA.		TOTAL EXPORTS.	
		Quantity.	Value.	Qty.	Value.	Quantity.	Value.
MANUFACTURES— <i>Con.</i>		No.	§	No.	§	No.	§
Iron and steel— <i>Con.</i>							
Sewing machines	Great Britain	51	956			51	956
	Australia	15	250			15	250
	Bermuda			1	25	1	25
	Newfoundland	18	525	1	50	19	575
	New Zealand	1	40			1	40
	Mexico	300	4,988			300	4,988
	Uruguay	1	16			1	16
	United States	581	15,759	284	12,625	865	28,375
	Total	967	22,525	286	12,700	1,253	35,225
Type-writers	Great Britain	2,564	87,616	1	12	2,565	87,628
	B. W. Indies	1	50			1	50
	Hong Kong	2	150			2	150
	Newfoundland	14	475			14	475
	Belgium	538	16,236			538	16,236
	Brazil	2	101			2	104
	Cent. Am. States	10	562			10	562
	China	3	142			3	142
	Denmark	37	1,110			37	1,110
	Ecuador	1	52			1	52
	France	386	11,661			386	11,661
	Germany	233	5,800			233	5,800
	Holland	252	7,560	1	48	253	7,608
	Italy	257	7,732			257	7,732
	Japan	1	60			1	60
	Sweden	48	1,440			48	1,440
	United States	62	2,883	317	16,240	379	19,123
	Total	4,411	143,633	319	16,300	4,730	159,933
Scrap-iron or steel		Cwt.		Cwt.		Cwt.	
	Great Britain	9,794	9,107	23	16	9,817	9,123
	B. W. Indies	60	75			60	75
	Holland	10	171			10	171
	United States	570,842	318,819	25,930	27,690	596,772	346,509
	Total	580,706	328,172	25,953	27,706	606,659	355,878
Hardware, N.E.S	Great Britain		37,631		470		38,101
	Australia		12,356				12,356
	Bermuda		116				116
	B. Africa		2,553				2,553
	B. W. Indies		1,218		48		1,266
	B. Guiana		210		56		266
	Fiji				50		50
	Newfoundland		56,679		4,556		61,235
	New Zealand		34,327				34,327
	Argentina		4,607		66		4,673
	Belgium		3		2		5
	Cent. Am. States		42				42
	China		608				608
	Cuba		75				75
	Denmark		267				267
	Dutch W. Indies		263				263
	Ecuador		167				167
	France				210		210
	Germany		4,337		20		4,357

SESSIONAL PAPER No. 11

No. 3.—GENERAL STATEMENT OF EXPORTS—*Continued.*

ARTICLES EXPORTED.	COUNTRIES.	GOODS, THE PRODUCE OF CANADA.		GOODS, NOT THE PRODUCE OF CANADA.		TOTAL EXPORTS.	
		Quantity.	Value.	Q'ty.	Value.	Quantity.	Value.
MANUFACTURES— <i>Con.</i>			\$		\$		\$
Iron and steel— <i>Con.</i>							
Hardware— <i>Con.</i>	Holland		3,386				3,386
	Italy		1				1
	Iceland		95				95
	Japan		1,195				1,195
	Mexico		125				125
	Norway		463				463
	St. Pierre		932		175		1,107
	Spain		290				290
	Sweden		1,662				1,662
	Uruguay		28				28
	United States		25,036		49,028		74,064
	Total		188,672		54,681		243,353
Steel and mfrs. of	Great Britain		37,546		3,959		41,505
	Australia		20,948				20,948
	Bermuda		314				314
	B. Africa		27,197		5		27,202
	B. E. Indies		191		561		752
	B. W. Indies		2,923		62		2,985
	B. Guiana		106				106
	Fiji		731				731
	Newfoundland		28,027		3,015		31,042
	New Zealand		11,619				11,619
	Argentina		3,710		1,000		4,710
	Aust.-Hungary				294		294
	Belgium		302		150		452
	Cent. Am. States		97				97
	China		3,153		40		3,193
	Cuba		2,775				2,775
	Egypt		70				70
	France		7,884				7,884
	Germany		809		350		1,159
	Holland		385				385
	Italy		25				25
	Japan		2,345		2		2,347
	Mexico		2,160				2,160
	Philippines		387				387
	Russia		15				15
	St. Pierre		759		732		1,491
	Sweden		96				96
	Switzerland				238		238
	Turkey		184				184
	Uruguay		67				67
	United States		193,142		268,358		461,500
	Total		347,967		278,766		626,733
Jeweller's sweepings	Great Britain		36,557				36,557
	Mexico		113				113
	United States		50,293		3,788		54,081
	Total		86,963		3,788		90,751

6-7 EDWARD VII., A. 1907

No. 3.—GENERAL STATEMENT OF EXPORTS—Continued.

ARTICLES EXPORTED.	COUNTRIES.	GOODS, THE PRODUCE OF CANADA.		GOODS, NOT THE PRODUCE OF CANADA.		TOTAL EXPORTS.	
		Quantity.	Value.	Q'ty.	Value.	Quantity.	Value.
		Cwt.	\$	Cwt.	\$	Cwt.	\$
MANUFACTURES— <i>Con.</i>							
Junk	Great Britain...	29,423	97,677			29,423	97,677
	Australia...	300	900			300	900
	Belgium...	3,978	3,890			3,978	3,890
	Germany...	964	571			964	571
	Holland...	2,911	1,616			2,911	1,616
	Italy...	478	6,214			478	6,214
	United States...	558,158	372,174	4,603	17,509	562,761	389,683
	Total	596,212	483,042	4,603	17,509	600,815	500,551
Lamps and lanterns	Great Britain...		2,129		98		2,227
	Australia...		306				306
	B. Africa...		448				448
	Newfoundland...		1,345				1,345
	New Zealand...		370				370
	France...		1				1
	Mexico...		4				4
	St. Pierre...		20				20
	United States...		2,156		684		2,840
	Total		6,779		782		7,561
Leather, sole	Great Britain...	Lbs. 7,175,287	1,488,106	Lbs.		Lbs. 7,175,287	1,488,106
	B. Africa...	48,255	10,525			48,255	10,525
	B. W. Indies...	23,736	5,374			23,736	5,374
	B. Guiana...	2,257	502			2,257	502
	Newfoundland...	111,334	24,306			111,334	24,306
	New Zealand...	9,990	2,995			9,990	2,995
	Belgium...	142,500	40,753			142,500	40,753
	Germany...	15,457	3,569			15,457	3,569
	Greece...	2,400	545			2,400	545
	Holland...	910	197			910	197
	Norway...	5,550	1,170			5,550	1,170
	St. Pierre...	46	13			46	13
	Turkey...	2,770	624			2,770	624
	United States...	65,285	13,952	66	82	65,351	14,034
	Total	7,605,777	1,592,631	66	82	7,605,843	1,592,713
Leather, upper	Great Britain...	1,052,835	265,797			1,052,835	265,797
	B. Africa...	2,023	430			2,023	430
	Newfoundland...	27,935	3,910			27,935	3,910
	B. W. Indies...	100	20			100	20
	Belgium...	2,100	350			2,100	350
	Switzerland...	1,500	450			1,500	450
	United States...	8,528	1,659	3,670	500	12,198	2,159
	Total	1,095,021	272,616	3,670	500	1,098,691	273,116
Leather, N.E.S.	Great Britain...	666,509	292,934	248	163	666,757	293,097
	Australia...	5,245	1,045			5,245	1,045
	B. Africa...	23,500	5,170			23,500	5,170
	B. W. Indies...	2,777	586			2,777	586
	B. Guiana...	257	53			257	53
	B. Poss., other...	8,940	1,833			8,940	1,833
	Newfoundland...	131,857	36,451			131,857	36,451
	New Zealand...	6,528	1,533			6,528	1,533

SESSIONAL PAPER No. 11

No. 3.—GENERAL STATEMENT OF EXPORTS—*Continued.*

ARTICLES EXPORTED.	COUNTRIES.	GOODS, THE PRODUCE OF CANADA.		GOODS, NOT THE PRODUCE OF CANADA.		TOTAL EXPORTS.	
		Quantity.	Value.	Q'ty.	Value.	Quantity.	Value.
MANUFACTURES— <i>Con.</i>		Lbs.	\$	Lbs.	\$	Lbs.	\$
Leather, N.E.S.— <i>Con</i> ...	Aust.-Hungary..	600	45			600	45
	Belgium.....	2,101	2,131			2,101	2,131
	France.....	613	945			613	945
	Germany....	5,300	452	200	131	5,500	583
	Japan.....	9,650	2,423			9,650	2,423
	Switzerland..	15,000	2,792			15,000	2,792
	Turkey.....	475	335			475	335
	United States..	225,598	37,056	16,456	14,923	242,054	51,979
Total		1,104,950	385,784	16,904	15,217	1,121,854	401,001
Boots and shoes	Great Britain...		6,656				6,656
	Australia.....		1,575				1,575
	Bermuda.....		1,636				1,636
	B. Africa.....		2,769				2,769
	B. W. Indies...		12,922				12,922
	B. Guiana.....		2,597				2,597
	Fiji.....		6				6
	Newfoundland..		52,360		36		52,396
	New Zealand...		17,704				17,704
	Aust.-Hungary..		10				10
	Belgium.....		2,721		12		2,733
	France.....		1,473				1,473
	Germany.....		8				8
	St. Pierre.....		6,529				6,529
	Switzerland....		1				1
Turkey.....		19				19	
United States..		24,806		12,275		37,081	
Total			133,792		12,323		146,115
Harness and saddlery...	Great Britain...		1,180		103		1,283
	Australia.....		283				283
	B. Africa.....		134				134
	Bermuda.....		208				208
	B. W. Indies...		120				120
	Newfoundland..		1,824				1,824
	New Zealand...		100				100
	China.....		30				30
	Egypt.....		26				26
	France.....		30				30
	United States..		3,004		3,396		6,400
Total			6,939		3,499		10,438
Other manufactures of...	Great Britain...		14,141		154		14,295
	B. Africa.....		40				40
	B. W. Indies...		603				603
	Newfoundland..		936		206		1,142
	New Zealand...		120				120
	France.....		2				2
	Germany.....		17				17
	Mexico.....		154				154
	Norway.....		264				264
United States..		9,244		2,890		12,134	
Total			25,521		3,250		28,771

6-7 EDWARD VII., A. 1907

No. 3.—GENERAL STATEMENT OF EXPORTS—*Continued.*

ARTICLES EXPORTED.	COUNTRIES.	GOODS, THE PRODUCE OF CANADA.		GOODS, NOT THE PRODUCE OF CANADA.		TOTAL EXPORTS.	
		Quantity.	Value.	Qty.	Value.	Quantity.	Value.
MANUFACTURES— <i>Con.</i>			\$		\$		\$
Lime	Great Britain.....		13,140				13,140
	Fiji.....		68				68
	Newfoundland.....		41				41
	Hawaii.....		796				796
	St. Pierre.....		48				48
	United States.....		59,441				59,441
	Total		73,534				73,534
Liquors—Ale and beer.....		Galls.		Galls.		Galls.	
	Great Britain.....	870	372			870	352
	B. W. Indies.....	432	143			432	143
	Newfoundland.....	29	22			29	22
	Belgium.....	18	15			18	15
	Mexico.....	300	215			300	215
	St. Pierre.....	18	23			18	23
	United States.....	6,663	5,750	1,630	1,950	8,293	7,700
	Total	8,330	6,520	1,630	1,950	9,960	8,470
Brandy.....	Great Britain.....			3	26	3	26
	Newfoundland.....			119	192	119	192
	France.....			19	58	19	58
	Mexico.....			12	36	12	36
	United States.....	6	25	317	1,726	223	1,751
		Total	6	25	470	2,038	476
Gin.....	Newfoundland.....			17	15	17	15
	Mexico.....	30	45			30	45
	St. Pierre.....			8	11	8	11
	United States.....	1,217	1,901	26,627	43,623	27,844	45,524
		Total	1,247	1,946	26,652	43,649	27,899
Rum.....	Great Britain.....			26	76	26	76
	Newfoundland.....			3,198	847	3,198	847
	St. Pierre.....			1,768	395	1,768	395
	United States.....			85	236	85	236
		Total			5,077	1,554	5,077
Whisky.....	Great Britain.....	3,313	10,925	528	920	3,841	11,845
	Australia.....	2,481	8,573			2,481	8,573
	Bermuda.....	14	38			14	38
	B. Africa.....	1,573	6,615			1,573	6,615
	B. E. Indies.....	422	1,313			422	1,313
	B. W. Indies.....	2,808	7,811			2,808	7,811
	B. Honduras.....	1,137	3,743			1,137	3,743
	Newfoundland.....	208	708	20	40	228	748
	New Zealand.....	79	262			79	262
	Argentina.....	1,042	3,000			1,042	3,000
	Belgium.....	1,097	2,188			1,097	2,188
	Brazil.....	162	372			162	372
	Cent. Am. States	7,215	23,145			7,215	23,145
	Chili.....	1,823	6,043			1,823	6,043
	China.....	570	936			570	936

SESSIONAL PAPER No. 11

No. 3.—GENERAL STATEMENT OF EXPORTS—*Continued.*

ARTICLES EXPORTED.	COUNTRIES.	GOODS, THE PRODUCE OF CANADA.		GOODS, NOT THE PRODUCE OF CANADA.		TOTAL EXPORTS.	
		Quantity.	Value.	Qty.	Value.	Quantity.	Value.
		Galls.	§	Galls.	§	Galls.	§
MANUFACTURES— <i>Con.</i>							
Liquor— <i>Con.</i>							
Whisky— <i>Con.</i>	Cuba	2,103	6,681			2,103	6,681
	Dan. W. Indies	396	1,207			396	1,207
	Dutch W. Indies	126	420			126	420
	Dutch Guiana	156	550			156	550
	Egypt	2,207	7,355			2,207	7,355
	Ecuador	33	113			33	113
	France	1,106	3,701			1,106	3,701
	Germany	571	1,358	5	10	576	1,368
	Hawaii	299	1,050	89	249	388	1,299
	Italy	408	1,375			408	1,375
	Japan	72	281			72	281
	Mexico	6,853	20,033	240	672	7,093	20,711
	Norway	195	493			195	493
	Panama	238	787			238	787
	Peru	425	1,418			425	1,418
	Philippines	1,042	3,675			1,042	3,675
	St. Pierre			85	162	85	162
	Sweden	117	234			117	234
	U.S. of Colombia	636	2,114			636	2,114
	United States	244,923	813,310	9,515	26,719	254,438	840,029
	Venezuela	545	1,816			545	1,816
	Total	286,395	943,649	10,482	28,772	296,877	972,421
Wines	Great Britain	247	439	199	632	446	1,071
	Bermuda	533	423			533	423
	B. W. Indies	1,084	1,345			1,084	1,345
	B. Guiana	524	392			524	392
	Hong Kong	78	69			78	69
	Newfoundland	120	190	432	1,341	552	1,531
	Belgium			1	3	1	3
	Chili			43	16	43	16
	France			4	23	4	23
	Mexico	24	60	3	6	27	66
	United States	2,815	1,982	3,448	12,330	6,263	14,312
	Total	5,425	4,900	4,130	14,351	9,555	19,251
Other spirits, N.E.S.	Great Britain	95,791	30,748	8	76	95,799	30,824
	Newfoundland	575	352	7	15	582	367
	Belgium	25,000	7,500			25,000	7,500
	Germany	150,000	45,000			150,000	45,000
	Holland	4	5			4	5
	St. Pierre	8	28	4	22	12	50
	United States	22,867	15,122	2,194	4,903	25,061	20,025
	Total	294,245	98,755	2,213	5,016	296,458	103,771
Metals, N.O.P.	Great Britain		13,322		1,103		14,425
	Australia		2,074				2,074
	Bermuda		9				9
	B. W. Indies		131				131
	Newfoundland		4,448		258		4,706
	New Zealand		272				272
	Argentina		438				438
	Belgium		184				184
	Brazil		250				250
	Corea		45				45
	Cuba		145				145
	France		400		200		600
	Germany				247		247

6-7 EDWARD VII., A. 1907

No. 3.—GENERAL STATEMENT OF EXPORTS—*Continued.*

ARTICLES EXPORTED.	COUNTRIES.	GOODS, THE PRODUCE OF CANADA.		GOODS, NOT THE PRODUCE OF CANADA.		TOTAL EXPORTS.	
		Quantity.	Value.	Q'ty.	Value.	Quantity.	Value.
MANUFACTURES— <i>Con.</i>			\$		\$		\$
Metals, N.O.P.— <i>Con.</i>	Mexico		896				896
	Porto Rico		22		585		607
	St. Pierre				15		15
	United States		22,545		13,184		35,729
	Total		45,184		15,592		60,776
Molasses				Galls.		Galls.	
	Great Britain			70	21	70	21
	Bermuda			70	24	70	24
	Newfoundland		60,896	17,800	60,896	17,800	17,800
	St. Pierre		2,025	519	2,025	519	519
	United States		36,168	7,276	36,168	7,276	7,276
	Total			99,229	25,640	99,229	25,640
Musical instruments, viz.—		No.		No.		No.	
Organs	Great Britain	2,857	149,854	1	1,850	2,858	151,704
	Australia	114	9,650	37	1,600	151	11,250
	Bermuda	1	50			1	50
	B. Africa	206	10,645			206	10,645
	B. W. Indies	1	75			1	75
	Newfoundland	46	2,740			46	2,740
	New Zealand	197	11,291			197	11,291
	Argentina	6	400			6	400
	Belgium	1	70			1	70
	Germany	184	10,230			184	10,230
	Holland	72	3,850			72	3,850
	Italy	7	450	1	250	8	700
	Iceland	1	175			1	175
	Russia	4	450			4	450
	United States	83	6,472	3	177	86	6,649
	Total	3,780	206,402	42	3,877	3,822	210,279
Pianos	Great Britain	25	8,515			25	8,515
	Australia	67	15,224			67	15,224
	Bermuda	2	600			2	600
	B. Africa	5	1,410			5	1,410
	B. W. Indies	1	200			1	200
	Newfoundland	9	2,150			9	2,150
	New Zealand	1	250			1	250
	Argentina	2	800			2	800
	China	2	485			2	485
	Mexico	1	300			1	300
	United States	166	34,541	29	9,403	195	43,944
	Total	281	64,475	29	9,403	310	73,878
Other	Great Britain		818		136		954
	Australia		1,970				1,970
	B. Africa				375		375
	Newfoundland		255				255
	New Zealand		230		150		380
	China		100				100
	Denmark		540				540
	France				39		39
	Germany		2				2
	United States		7,007		5,293		12,300
	Total		10,922		5,993		16,915

SESSIONAL PAPER No. 11

No. 3.—GENERAL STATEMENT OF EXPORTS—Continued.

ARTICLES EXPORTED.	COUNTRIES.	GOODS, THE PRODUCE OF CANADA.		GOODS, NOT THE PRODUCE OF CANADA.		TOTAL EXPORTS.	
		Quantity.	Value.	Q'ty.	Value.	Quantity.	Value.
MANUFACTURES— <i>Con.</i>		Cwt.	§	Cwt.	§	Cwt.	§
Oakum.....	Newfoundland..	17	57	8	32	25	89
	United States....	2	24			2	24
	Total.....	19	81	8	32	27	113
Oil cake.....	Great Britain...	188,329	237,462			188,329	237,462
	B. W. Indies...	16	16			16	16
	Newfoundland..	22	50			22	50
	Belgium.....	30,345	36,582			30,345	36,582
	Germany.....	11,130	11,130			11,130	11,130
	United States...	4,331	4,331	45	20	4,376	4,351
	Total.	234,173	289,571	45	20	234,218	289,591
Oil, N.E.S.....	Great Britain....	Galls. 47,477	31,190	Galls.		Galls. 47,477	31,190
	Australia.	25,130	7,246	3,000	975	28,130	8,221
	Bermuda.....			270	103	270	103
	B. E. Indies....	6,150	621			6,150	621
	B. W. Indies....	50	28	5,652	2,184	5,702	2,212
	B. Guiana.....	358	111	6,552	2,407	6,910	2,518
	Newfoundland..	6,226	2,238	4,058	1,302	10,284	3,540
	Belgium.....	23,006	2,301			23,006	2,301
	Germany.....	39,973	5,990			39,973	5,990
	St. Pierre....	40	18	90	23	130	41
	United States...	829,039	48,081	5,437	1,369	834,476	49,450
	Total.	977,449	97,824	25,059	8,363	1,002,508	106,187
Paper, wall.....	Great Britain....	Rolls. 650	136	Rolls.		Rolls. 650	136
	Australia.	63,885	7,785	250	148	64,135	7,933
	Bermuda.....	200	30			200	30
	B. Africa.....	750	132			750	132
	B. W. Indies....	4,907	343			4,907	343
	Newfoundland..	316,078	10,159			316,078	10,159
	New Zealand...	142,264	16,031			142,264	16,031
	China.....	100	22			100	22
	United States...	4,611	897	14,849	2,584	19,460	3,481
	Total.....	533,445	35,535	15,099	2,732	548,544	38,267
Paper, N.E.S.....	Great Britain....		1,149,403		1,110		1,150,513
	Australia.		383,167				383,167
	Bermuda.....		3,381				3,381
	B. Africa.....		53,270				53,270
	B. W. Indies....		8,604		75		8,679
	B. Guiana.....		757				757
	Newfoundland..		44,316		5,479		49,795
	New Zealand...		127,948				127,948
	Argentina.....		12,327				12,327
	Belgium.....		35				35
	Cent. Am. States		441				441
	Cuba.....		10,547				10,547
	France.....		712				712
	French Africa...		515				515
	Italy.....		97				97
	Japan.....		12,491				12,491

6-7 EDWARD VII. A. 1907

No. 3.—GENERAL STATEMENT OF EXPORTS—*Continued.*

ARTICLES EXPORTED.	COUNTRIES.	GOODS, THE PRODUCE OF CANADA.		GOODS, NOT THE PRODUCE OF CANADA.		TOTAL EXPORTS.	
		Quantity.	Value.	Q'ty.	Value.	Quantity.	Value.
MANUFACTURES— <i>Con.</i>			\$		\$		\$
Paper, N. E. S.— <i>Con.</i>	Mexico.....		2,369				2,369
	Peru.....		2,207				2,207
	Philippines.....		607				607
	St. Pierre.....		82				82
	United States.....	157,577		11,532		169,109	
	Venezuela.....		304				304
	Total.....		1,971,157		18,196		1,989,353
Photographs	Great Britain.....		876	2			878
	Australia.....		6				6
	B. W. Indies.....		10				10
	Newfoundland.....		154				154
	Aust. Hungary.....		7				7
	Belgium.....		25				25
	Cuba.....		55				55
	Ecuador.....		20				20
	France.....		44				44
	Germany.....		24				24
	Italy.....		20				20
	Japan.....		18				18
	St. Pierre.....		7				7
	Sweden.....		1				1
	United States.....	2,712		567		3,279	
	Total.....		3,979		569		4,548
Plumbago, manufactures of	Great Britain.....		267				267
	Newfoundland.....		18				18
	United States.....		2,663				2,663
	Total.....		2,948				2,948
Rags		Lbs.		Lbs.		Lbs.	
	Great Britain.....	1,995,307	79,294		1,993,307	79,294	
	France.....	5,365	97	12,000	960	17,365	1,057
	United States.....	15,285,522	148,825	11,515	217	15,297,037	149,042
	Total.....	17,284,194	228,216	23,515	1,177	17,307,709	229,393
Sails	B. W. Indies.....		854				854
	Newfoundland.....		160				160
	Total.....		1,014				1,014
Ships sold to other coun- tries.....		No.	Tons.	No.	Tons.	No.	Tons.
	Newfoundland.....	2	221			2	221
	France.....	1	1,350			1	1,350
	Mexico.....	1	20			1	20
	Sweden.....	1	394			1	394
	United States.....	2	1,764	1	332	3	2,096
	Total.....	7	3,749	1	332	8	4,081
			30,370		32,300		62,670

SESSIONAL PAPER No. 11

No. 3.—GENERAL STATEMENT OF EXPORTS—*Continued.*

ARTICLES EXPORTED.	COUNTRIES.	GOODS, THE PRODUCE OF CANADA.		GOODS, NOT THE PRODUCE OF CANADA.		TOTAL EXPORTS.	
		Quantity.	Value.	Q'ty.	Value.	Quantity.	Value
		Lbs.	§	Lbs.	§	Lbs.	§
MANUFACTURES— <i>Con.</i>							
Soap.....	Great Britain...	21,760	848			21,760	848
	Australia	3,650	399			3,650	399
	Bermuda.....	2,900	114			2,900	114
	B. W. Indies...	944,267	36,191			944,267	36,191
	B. Guiana.....	20,162	666			20,162	666
	Newfoundland..	74,163	2,637	258	81	74,421	2,718
	New Zealand...	2,705	360			2,705	360
	Japan.....	159,722	9,828			159,722	9,828
	Mexico.....	50	4	140	8	190	12
	United States...	33,199	1,677	2,981	263	36,180	1,940
	Total	1,262,578	52,724	3,379	352	1,265,957	53,076
Starch.....	Great Britain...	85,560	4,134			85,560	4,134
	Newfoundland..	14,050	795	270	148	14,320	944
	St. Pierre.....	100	5			100	5
	United States...	16	2	3,275	218	3,291	220
	Total	99,726	4,937	3,545	366	103,271	5,303
Stone, ornamental, viz.— Granite, marble, &c., dressed.....	Great Britain...		975		50		1,025
	Bermuda.....		80				80
	B. W. Indies...		444				444
	Newfoundland..		296		21		317
	St. Pierre.....				45		45
	United States...		310		397		707
	Total		2,105		513		2,618
Building, viz.:—Freestone, limestone, &c, dressed.	Newfoundland..		292				292
Sugar of all kind, N.E.S.	Great Britain...	25,750	895	122,750	4,667	148,500	5,562
	Bermuda.....			200	9	200	9
	B. W. Indies...	17,507	648	13,954	631	31,461	1,279
	Fiji.....	15	6			15	6
	Newfoundland..	60	3	86,398	3,502	86,458	3,505
	Japan.....	18,000	832			18,000	832
	Corea.....	190	15			190	15
	Panama.....			27,013	699	27,013	699
	United States...	394,788	17,761	8,072	566	402,860	18,327
	Total	456,310	20,160	258,387	10,074	714,697	30,234
Sugar house syrup.....	Japan.....		8			48	8
	United States...	278,965	15,673	238	155	279,203	15,828
	Total	279,013	15,681	238	155	279,251	15,836
Tar.....	Great Britain...		1,595				1,595
	B. Africa.....		8,724				8,724
	B. W. Indies...		14				14
	Newfoundland..		4,169		35		4,204
	Italy.....		17,041				17,041
	Mexico.....		18				18
	St. Pierre.....		6				6
	Switzerland....		22,777				22,777
	United States...		44,133		338		44,471
	Total		98,477		373		98,850

6-7 EDWARD VII., A. 1907

No. 3.—GENERAL STATEMENT OF EXPORTS—Continued.

ARTICLES EXPORTED.	COUNTRIES.	GOODS, THE PRODUCE OF CANADA.		GOODS, NOT THE PRODUCE OF CANADA.		TOTAL EXPORTS.	
		Quantity	Value.	Qty.	Value.	Quantity.	Value.
MANUFACTURES— <i>Con.</i>			\$		\$		\$
Tim. manufacturers of....	Great Britain.....		87		40		127
	B. Africa.....		29				29
	Bermuda.....		41				41
	Newfoundland.....		4,923		1,284		6,207
	Brazil.....		1,200				1,200
	Holland.....		147				147
	Mexico.....		79				79
	St. Pierre.....		89		171		260
United States.....		15,511		7,857		23,368	
Total.....		22,106		9,352		31,458	
Tobacco, viz.: Cigars....		M.		M.		M.	
	Great Britain.....	35	1,373			35	1,373
	Bermuda.....	1	25			1	25
	B. W. Indies.....			5	111	5	111
	Newfoundland.....	51	795			51	795
	New Zealand.....	19	263	10	300	29	563
	Holland.....	1	10			1	10
	St. Pierre.....	21	217			21	217
United States.....	1	17	1	20	2	37	
Total.....	120	2,706	16	431	136	3,131	
Cigarettes.....	Great Britain.....	8	41			8	41
	Bermuda.....			8	45	8	45
	B. W. Indies.....	30	50			30	50
	Hong Kong.....	62	8			62	8
	Newfoundland.....	16	133	65	265	81	398
	Japan.....			357	68	357	689
	United States.....			5	7	3	75
	Total.....	116	212	433	1,074	549	1,286
Snuff.....	United States.....	Lbs.	7	Lbs.		Lbs.	7
			4				4
Stems and cuttings....	Great Britain.....	18,670	1,566			18,670	1,566
	Australia.....			8,033	663	8,033	663
	Belgium.....	73,642	8,948	48,342	4,412	121,984	13,360
	Germany.....	53,566	1,771	17,716	1,324	73,282	3,095
	Holland.....	17,205	1,276	8,574	941	25,779	2,217
	United States.....	390,361	16,972	134,744	11,935	525,105	28,907
Total.....	555,444	30,533	217,409	19,275	772,853	49,808	
All other. N.E.S.	Great Britain.....	67,556	18,447	2,112	887	69,668	19,334
	Australia.....	4,961	1,423			4,961	1,423
	B. Africa.....	75	22			75	22
	B. Guiana.....	1,794	1,054	250	111	2,044	1,165
	Newfoundland.....	25,333	15,666	2,197	511	27,530	16,177
	Belgium.....	2,746	211			2,746	211
	France.....	2,010	623			2,010	623
	Germany.....			2,996	200	2,996	200
	Holland.....			6,076	474	6,076	474
	St. Pierre.....	21,937	6,480	612	128	22,549	6,608
	United States.....	26,319	5,605	93,207	34,342	119,526	39,947
	Total.....	152,731	49,531	107,450	36,653	260,181	86,184

SESSIONAL PAPER No. 11

No. 3.—GENERAL STATEMENT OF EXPORTS—Continued.

ARTICLES EXPORTED.	COUNTRIES.	GOODS, THE PRODUCE OF CANADA.		GOODS, NOT THE PRODUCE OF CANADA.		TOTAL EXPORTS.	
		Quantity	Value.	Qty.	Value.	Quantity.	Value.
MANUFACTURES— <i>Con.</i>		Cwt.	§	§	§	Cwt.	§
Tow	United States	1,383	12,786			1,383	12,786
Vehicles, viz.— Carriages		No.		No.		No.	
	Great Britain	18	3,012			18	3,012
	Australia	1	110			1	110
	Bermuda	3	270			3	270
	B. Africa	171	14,142			171	14,142
	B. Guiana	2	180			2	180
	B. W. Indies	68	5,956			68	5,956
	Newfoundland	58	2,586			58	2,586
	New Zealand	27	818			27	818
	United States	42	4,408	12	1,113	54	5,521
	Total	390	31,482	12	1,113	402	32,595
" parts of	Great Britain		568		15		583
	Australia		2,811				2,811
	B. Africa		56				56
	Bermuda		110				110
	B. W. Indies		317		30		347
	Newfoundland		1,476		196		1,672
	New Zealand		777				777
	Argentina		1,151				1,151
	Switzerland		143				143
	United States		10,189		1,285		11,474
	Total		17,598		1,526		19,124
Carts	Great Britain	10	960			10	960
	B. W. Indies	1	25			1	25
	Newfoundland	1	25			1	25
	Argentina	814	16,833	150	3,000	964	19,833
	United States	40	1,404	36	1,340	76	2,744
	Total	866	19,247	186	4,340	1,052	23,587
Wagons	Great Britain	1	75			1	75
	B. Africa	4	385			4	385
	Newfoundland	4	78			4	78
	New Zealand	4	201			4	201
	Argentina	12	700			12	700
	St. Pierre	1	50			1	50
	United States	68	3,688	90	4,418	158	8,106
	Total	94	5,177	90	4,418	184	9,595
Automobiles	Great Britain	1	1,750	5	9,483	6	11,233
	Australia	2	2,500			2	2,500
	B. Poss., Other	2	1,600			2	1,600
	New Zealand	15	10,992			15	10,992
	Argentina	2	1,762			2	1,762
	Belgium	1	800			1	800
	China	1	2,700			1	2,700
	Cuba	1	825			1	825
	Denmark	3	4,420			3	4,420
	Germany			1	5,000	1	5,000
	Holland	3	2,560			3	2,560
	Italy	2	4,170			2	4,170
	Portuguese Afr.	1	700			1	700

6-7 EDWARD VII., A. 1907

No. 3.—GENERAL STATEMENT OF EXPORTS—*Continued.*

ARTICLES EXPORTED.	COUNTRIES.	GOODS, THE PRODUCE OF CANADA.		GOODS, NOT THE PRODUCE OF CANADA.		TOTAL EXPORTS.	
		Quantity.	Value.	Qty.	Value.	Quantity.	Value.
MANUFACTURES— <i>Con.</i>		No.	§	No.	§	No.	§
Automobiles— <i>Con.</i>	Russia.....	3	2,245			3	2,245
	Mexico.....	5	4,060			5	4,060
	Spain.....	1	800			1	800
	Sweden.....	5	6,080			5	6,080
	United States.....	19	15,365	43	74,285	62	89,650
	Total.....	67	63,329	49	88,768	116	152,097
Bicycles.....	Great Britain.....	16	598	1	15	17	613
	Australia.....	1,850	47,444			1,850	47,444
	Bermuda.....	2	56			2	50
	B. E. Indies.....	6	100			6	100
	Newfoundland.....	2	55			2	55
	New Zealand.....	452	12,305	6	249	458	12,554
	France.....	1	40			1	40
	Japan.....	29	551			29	551
	United States.....	60	1,257	25	763	85	2,020
	Total.....	2,418	62,400	32	1,027	2,450	63,427
Bicycles, parts of.....	Great Britain.....		68				68
	Australia.....		26,615		2,830		29,445
	B. E. Indies.....				25		25
	New Zealand.....		4,657		3,716		8,373
	Argentina.....		10				10
	Belgium.....		123				123
	Japan.....		1,934		160		2,094
	St. Pierre.....				5		5
	United States.....		155		435		590
	Total.....		33,562		7,171		40,733
Other vehicles.....	Great Britain.....		13,659		5,000		18,659
	Australia.....		6,075				6,075
	Bermuda.....		23				23
	B. Africa.....		4,708				4,708
	B. W. Indies.....		17				17
	Newfoundland.....		914				914
	New Zealand.....		1,924				1,924
	Argentina.....		2,185				2,185
	Cuba.....		2,190				2,190
	Holland.....		1,520				1,520
	United States.....		22,165		90,038		112,203
	Total.....		55,380		95,038		150,418
Vinegar.....	Bermuda.....	313	69			313	69
	United States.....			150	42	150	42
	Total.....	313	69	150	42	463	111

SESSIONAL PAPER No. 11

No. 3.—GENERAL STATEMENT OF EXPORTS—*Continued.*

ARTICLES EXPORTED.	COUNTRIES.	GOODS, THE PRODUCE OF CANADA.		GOODS, NOT THE PRODUCE OF CANADA.		TOTAL EXPORTS.	
		Quantity.	Value.	Qty.	Value.	Quantity.	Value.
MANUFACTURES— <i>Con.</i>		No.	\$	No.	\$	No.	\$
Wood, viz.—							
Barrels, empty..	Great Britain	722	1,636	675	1,677	1,397	3,313
	B. W. Indies	17	26	407	342	424	368
	Newfoundland	2,402	827	250	106	2,652	933
	Belgium	155	233	100	100	255	333
	Germany			209	544	209	544
	United States	6,657	9,622	18,379	30,020	25,036	39,642
	Total	9,953	12,314	20,110	32,789	30,063	45,133
Household furniture	Great Britain		122,913		113		123,026
	Australia		31,134		900		32,034
	Bermuda		5,187		55		5,242
	B. Africa		60,329		333		60,662
	B. E. Indies		44				44
	B. W. Indies		7,311				7,311
	B. Guiana		144				144
	Fiji		82				82
	Newfoundland		21,405				21,405
	New Zealand		10,098		95		10,193
	Argentina		4,153		198		4,351
	Aust-Hungary		36				36
	Belgium		35				35
	China		203				203
	Cuba		4,298		336		4,634
	France		800		3		803
	Germany		136				136
	Mexico		697		20		717
	Philippines		17				17
	St. Pierre		8				8
	United States		14,576		3,582		18,158
	Total		283,666		5,635		289,241
Doors, sashes and blinds	Great Britain		84,651				84,651
	Bermuda		50				50
	B. Africa		60,525		20		60,545
	B. W. Indies		1,005				1,005
	Newfoundland		21				21
	New Zealand		80				80
	France		50				50
	Holland		20				20
	St. Pierre		90				90
	United States		16,589		1,126		17,715
	Total		163,081		1,146		164,227
Matches and match splints	Great Britain		105,314				105,314
	Bermuda		614				614
	B. W. Indies		159				159
	Newfoundland		138				138
	France		357				357
	Mexico		295				295
	St. Pierre		103				103
	United States		2,152		33		2,165
	Total		109,112		33		109,115

6-7 EDWARD VII., A. 1907

No. 3.—GENERAL STATEMENT OF EXPORTS—*Continued.*

ARTICLES EXPORTED.	COUNTRIES.	GOODS, THE PRODUCE OF CANADA.		GOODS, NOT THE PRODUCE OF CANADA.		TOTAL EXPORTS.	
		Quantity.	Value.	Q'ty.	Value.	Quantity.	Value.
MANUFACTURES— <i>Con.</i>			\$		\$		\$
Wood— <i>Con.</i>							
Mouldings, trimmings and other house fur- nishings.....	Great Britain.....		388				388
	B. Africa.....		390				390
	Bermuda.....		84				84
	B. Guiana.....		25				25
	B. W. Indies.....		10				10
	Newfoundland.....		3,902				3,902
	New Zealand.....		93				93
	United States.....		197		60		257
	Total.....		5,089		60		5,149
Pails, tubs, churns and other hollow wooden- ware.....	Great Britain.....		3,221				3,221
	Bermuda.....		6				6
	B. Africa.....		458				458
	B. W. Indies.....		5				5
	Newfoundland.....		42				42
	New Zealand.....		1,008				1,008
	Belgium.....		875				875
	France.....		500				500
	Russia.....				375		375
	United States.....		1,811		67		1,878
	Total.....		7,926		442		8,368
Spool wood and spools..	Great Britain.....		184,779		596		185,375
	United States.....		884		598		1,482
	Total.....		185,663		1,194		186,857
Wood pulp.....	Great Britain.....		998,702				998,702
	New Zealand.....		1,258				1,258
	France.....		46,337				46,337
	Japan.....		5,329				5,329
	Mexico.....		6,896				6,896
	United States.....		2,419,628				2,419,628
	Total.....		3,478,150				3,478,150
Other manufactures of..	Great Britain.....		179,866		5,421		176,290
	Australia.....		38,238		783		39,021
	Bermuda.....		4,046				4,046
	B. Africa.....		15,817				15,817
	B. Guiana.....		615				615
	B. W. Indies.....		12,055				12,055
	Fiji.....		2,548				2,548
	Hong Kong.....		40				40
	Newfoundland.....		13,171		123		13,294
	New Zealand.....		20,935		174		21,109
	Argentina.....		375				375
	Belgium.....		1,137				1,137
	China.....		384				384
	Cuba.....		5,928		466		6,394
	Denmark.....		545				545
	France.....		726		1,395		2,121
	Germany.....		1,113				1,113
	Holland.....		50				50

SESSIONAL PAPER No. 11

No. 3.—GENERAL STATEMENT OF EXPORTS—*Continued.*

ARTICLES EXPORTED.	COUNTRIES.	GOODS, THE PRODUCE OF CANADA.		GOODS, NOT THE PRODUCE OF CANADA.		TOTAL EXPORTS.	
		Quantity.	Value.	Qty.	Value.	Quantity	Value.
MANUFACTURES— <i>Con.</i>		No.	§	No.	§	No.	§
Wood— <i>Con.</i>							
Other mfrs. of— <i>Con.</i>	Italy.....		233				233
	Japan.....		805				805
	Mexico.....		694		27		721
	Panama.....		75				75
	Switzerland.....		6				6
	St. Pierre.....		434				434
	United States.....		77,110		13,603		90,713
	Total.....		367,916		21,995		389,911
Woollens.....	Great Britain.....		4,222		14,381		18,603
	Bermuda.....		157				157
	B. Africa.....		1,050				1,050
	B. E. Indies.....		8				8
	B. W. Indies.....		574				574
	B. Guiana.....		90				90
	Newfoundland.....		41,732		334		42,066
	New Zealand.....		833				833
	Belgium.....				485		485
	China.....		17				17
	France.....		43				43
	Mexico.....		950				950
	St. Pierre.....		60				60
	United States.....		18,232		2,012		20,244
	Total.....		67,968		17,212		85,180
Other articles.....	Great Britain.....		173,214		40,270		213,484
	Australia.....		24,056		121		24,177
	Bermuda.....		18,862		392		19,254
	B. Africa.....		20,346		1,381		21,727
	B. E. Indies.....		4,291		110		4,401
	B. Guiana.....		7,170				7,170
	B. W. Indies.....		20,161		556		20,717
	Br. poss. other.....		350				350
	Fiji.....		141				141
	Hong Kong.....		1,339				1,339
	Newfoundland.....		190,433		7,416		197,849
	New Zealand.....		8,094		67		8,161
	Argentina.....		1,689				1,689
	Austria.....		6		433		439
	Belgium.....		1,182		394		1,576
	Brazil.....		190				190
	Can. Am. States.....		25		48		73
	Chili.....		550				550
	China.....		3,542		51		3,593
	Cuba.....		33,806				33,806
	Denmark.....		580				580
	Dutch E. Indies.....		88				88
	Dutch Guiana.....				34		34
	Egypt.....				60		60
	France.....		3,907		2,057		5,964
	Germany.....		3,283		3,283		6,566
	Hawaii.....		20				20
	Hayti.....				2		2
	Holland.....		549		93		642
	Italy.....		169				169
	Japan.....		4,897		381		5,278
	Mexico.....		20,671		201		20,872
	Norway.....		3				3

6-7 EDWARD VII., A. 1907

No. 3.—GENERAL STATEMENT OF EXPORTS—Continued.

ARTICLES EXPORTED.	COUNTRIES.	GOODS, THE PRODUCE OF CANADA.		GOODS, NOT THE PRODUCE OF CANADA.		TOTAL EXPORTS.	
		Quantity.	Value.	Qty.	Value.	Quantity.	Value.
MANUFACTURES— <i>Con.</i>			£		£		£
Other articles— <i>Con.</i>	Panama.....		360				360
	Russia.....		371				371
	St. Pierre.....		2,497		60		2,557
	Sweden.....		25				26
	Switzerland.....		55		77		132
	Turkey.....		995				905
	United States.....		491,390		395,955		796,445
	Venezuela.....		85				85
	Total.....		859,363		452,542		1,311,845
MISCELLANEOUS ARTICLES.		Lbs.		Lbs.		Lbs.	
Coffee.....	Great Britain.....	144	44			144	44
	B. Africa.....	240	60			240	60
	Bermuda.....	1,605	191	365	61	1,970	252
	B. W. Indies.....			19	5	19	5
	Newfoundland.....	312	55	4,229	998	4,571	1,053
	Japan.....			1,000	280	1,000	280
	St. Pierre.....	869	109	351	57	1,220	166
	United States.....	100	26	359,211	37,459	359,311	37,485
	Total.....	3,390	485	356,175	38,860	359,475	39,345
Dried fruits, N.E.S. ...	Great Britain.....	678	64	2,740	191	3,458	255
	Bermuda.....			13,640	559	13,640	559
	B. W. Indies.....			33,454	1,656	33,454	1,650
	Newfoundland.....			21,933	812	21,933	812
	B. W. Indies.....			128	6	128	6
	St. Pierre.....			882	46	882	46
	United States.....	865	71	153,378	4,923	154,243	4,994
	Total.....	1,543	135	225,295	8,187	226,838	8,322
Rice.....	B. W. Indies.....			1,892	41	1,892	41
	Newfoundland.....			15,079	317	15,079	317
	United States.....			23,300	938	23,300	938
	Total.....			40,262	1,296	40,262	1,296
Rice meal.....	Great Britain.....	2,675,200	29,930			2,675,200	29,930
Paintings in oil or water colours.....	Great Britain.....		11,936		61,670		73,606
	Belgium.....		80				80
	France.....		200		1,520		1,720
	Holland.....		100		100		500
	Norway.....		80				80
	United States.....		9,048		12,738		21,786
	Total.....		21,714		76,028		97,772

SESSIONAL PAPER No. 11

No. 3.—GENERAL STATEMENT OF EXPORTS—*Continued.*

ARTICLES EXPORTED.	COUNTRIES.	GOODS, THE PRODUCE OF CANADA.		GOODS, NOT THE PRODUCE OF CANADA.		TOTAL EXPORTS.	
		Quantity.	Value.	Qty.	Value.	Quantity.	Value.
MISCELLANEOUS— <i>Con.</i>			\$		\$		%
Tea.....	Great Britain.....			29,054	5,246	29,054	5,246
	Bermuda.....			37,428	7,353	37,428	7,353
	B. Guiana.....			120	30	120	30
	B. W. Indies.....			3,748	812	3,748	812
	Newfoundland.....			147,700	28,333	147,700	28,333
	Cuba.....			400	136	400	136
	Dan. W. Indies.....			60	18	60	18
	Germany.....			9,458	473	9,458	473
	Mexico.....			132	55	132	55
	St. Pierre.....			8,068	1,098	8,068	1,098
	United States.....			2,151,190	518,505	2,151,190	518,505
	Total.....			2,387,358	562,059	2,387,358	562,059
Other miscellaneous articles.....	Great Britain.....		3,640		13,267		16,907
	B. Africa.....		244				244
	Bermuda.....		1,047				1,047
	B. Guiana.....		20				20
	B. W. Indies.....		108				108
	Newfoundland.....		14,901		233		15,134
	Germany.....		3				3
	China.....				18		18
	Cuba.....		10				10
	Corea.....		40				40
	France.....		1,500				1,500
	St. Pierre.....		10				10
	United States.....		11,089		89,793		100,882
	Total.....		32,612		103,311		135,923
COIN AND BULLION.							
Silver.....	China.....				80,146		80,146
	United States.....				5,172		5,172
	Total.....				85,318		85,318
Gold coin.....	Hong Kong.....				3,450		3,450
	China.....				37,246		37,246
	Japan.....				150		150
	United States.....				8,962,929		8,962,929
	Total.....				9,003,755		9,003,755
Silver coin.....	Great Britain.....				2,000		2,000
	Newfoundland.....				247		247
	United States.....				832,678		832,678
	Total.....				834,925		834,925
Copper coin.....	Great Britain.....				366		366
	United States.....				4,464		4,464
	Total.....				4,830		4,830
Grand total exports.....			235,483,956		21,102,674		256,586,630

6-7 EDWARD VII., A. 1907

No. 4.—ABSTRACT of the total Value of Exports by Countries.

Countries.	Canadian Produce.		Foreign Produce.	Total.
	£	£		
Great Britain	127,456,465		5,636,106	133,092,571
Australia	2,072,702		9,517	2,082,219
Bermuda	389,249		9,445	398,694
British Africa	1,756,439		3,280	1,759,719
" East Indies	19,612		1,942	21,554
" West Indies	2,337,746		21,976	2,359,722
" Guiana	481,118		6,541	487,659
" Honduras	5,613			5,613
" possessions, all other.	34,135			34,135
Fiji Islands	59,151		86	59,237
Gibraltar	2,700			2,700
Hong Kong	36,549		332	36,881
Malta	17,423			17,423
Newfoundland	3,023,047		190,562	3,213,609
New Zealand	729,303		4,751	734,054
Total, British Empire	138,421,222		5,884,538	144,305,760
Argentina	1,881,983		6,849	1,888,832
Austria, Hungary	5,055		729	5,784
Azores	3			3
Belgium	1,187,950		377,216	1,565,166
Bolivia	445			445
Brazil	649,228		149	649,377
Central American States	66,358		48	66,406
Chile	238,991		160	239,151
China	839,463		16,290	855,753
Corea	501			501
Cuba	1,217,410		4,356	1,221,766
Denmark	143,575			143,575
Danish West Indies	16,604		105	16,709
Dutch East Indies	628			628
Dutch West Indies	768			768
Dutch Guiana	21,527		34	21,561
Ecuador	2,823			2,823
Egypt	19,364		60	19,424
France	2,110,444		9,647	2,120,091
French Africa	7,023			7,023
French West Indies	18,299			18,299
Germany	1,690,907		181,650	1,872,557
Greece	1,045			1,045
Hawaii	6,252		249	6,501
Haiti	33,441		2	33,443
Holland	636,943		187,825	824,768
Iceland	270			270
Italy	215,599		256	215,855
Japan	492,275		1,677	493,952
Madeira	31,359			31,359
Mexico	256,381		2,991	259,372
Norway	159,890			159,890
Panama	58,654		756	59,410
Peru	40,080			40,080
Philippines	4,686			4,686
Porto Rico	514,055		585	514,640
Portuguese Africa	3,889			3,889
Portugal	89,598			89,598
Roumania	41,916			41,916
Russia	222,040		375	222,415
San Domingo	4,670			4,670
St. Pierre	146,687		5,360	152,047

SESSIONAL PAPER No. 11

No. 4.—ABSTRACT of the total Value of Exports by Countries—*Continued.*

Countries.	Canadian Produce.	Foreign Produce.	Total.
		£	£
Spain.....	55,686		55,686
Spanish Africa.....	24,105		24,105
Sweden.....	91,120	68	91,188
Switzerland.....	29,899	421	30,230
Turkey.....	12,307	34,028	46,335
Uruguay.....	161,293	1,752	163,045
U. S. of Colombia.....	42,110	667	42,777
United States.....	83,546,306	4,455,093	88,001,399
Venezuela.....	21,169		21,169
Total, other countries.	97,062,734	5,289,308	102,352,042
To United States : bullion, \$5,172, coin, \$9,890,971 ; to China, bullion, \$80,146, coin, \$37,246 ; to Great Britain, coin, \$2,366 ; to Newfoundland, coin, \$247 ; to Hong Kong, coin, \$3,430 ; to Japan, coin, \$150.		9,928,828	9,928,828
Grand total, exports.....	255,483,956	21,192,674	256,586,630

6-7 EDWARD VII., A. 1907

No. 5.—STATEMENT of Vessels, British, Canadian and Foreign, entered inwards,

		WITH CARGOES.									
		BRITISH.				CANADIAN.					
Number.	PORTS AND OUTPORTS.	Number of Vessels.	Tons Register.	Quantity of Freight.		Crew Number.	Number of Vessels.	Tons Register.	Quantity of Freight.		Crew Number.
				Tons Weight.	Tons Measurement.				Tons Weight.	Tons Measurement.	
1	Advocate Harbor, N.S.										
2	Alberton, P.E.I.						1	83	112		5
3	Alma, N.B.										7
4	Amherst, N.S.						1	397	8		7
5	Amapolis Royal, "						9	1,145	1,544	1,688	47
6	Apple River, "										
7	Arichat, "						75	2,250			350
8	Aspey Bay, "										
9	Baldeck, "						1	267			2
10	Baie Verte, N.B.										
11	Barrington, N.S.						1	89	147		4
12	Barton, "						9	793	329		52
13	Bathurst, N.B.										
14	Bayfield, N.S.										
15	Bear River, "						26	2,001	301		98
16	Belliveau's Cove, "						7	928	294		40
17	Bridgetown, "						3	291	453	310	12
18	Bridgewater, "	1	1,737	2,740		18	9	1,388	1,588		51
19	Buctouche, N.B.										
20	Campbellton, "										
21	Campobello, "						98	1,295	70		218
22	Canning, N.S.						1	108			5
23	Canso, "	11	7,389	11,150		338	15	1,492	1,912		107
24	Caracquet, N.B.										
25	Cardigan, P.E.I.										
26	Charlottetown, "	5	5,204	1,588		163	48	43,951	6,180	466	1,533
27	Chatham, N.B.	1	1,950	200		24	2	244	398		9
28	Chenainus, B.C.						24	5,217	7,901		152
29	Chester, N.S.						5	262	405		27
30	Checticamp, "						9	291	81		27
31	Cheverie, "						2	248	4		9
32	Chicoutimi, Que.	2	3,604	1,442		57					
33	Church Point, N.S.						6	613	280		31
34	Clark's Harbor, "										
35	Clementsport, "						14	1,402	181	248	81
36	Connors, B.C.										
37	Crofton, "	1	1,262	967		23	8	2,162	3,330		54
38	Dalhousie, N.B.										
39	Dawson, Y.T.						3	1,533	980		37
40	Digby, N.S.						5	485	763		24
41	Dorchester, N.B.	1	298		6,811	8	7	2,036		39,971	59
42	Douglas, B.C.										
43	Economy, N.S.										
44	Five Islands, "										
45	Fredericton, N.B.						5	496	1,019		24
46	Freeport, N.S.						2	135	144		8
47	Gabouroue, "										
48	Gaspé, Que.						3	316	390		20
49	Georgetown, P.E.I.						7	277	209		33
50	Halifax, N.S.	357	630,097	170,937		17,968	564	81,958	56,485		6,139
51	Hantsport, "						1	695	224		9
52	Harvey, N.B.										
53	Hillsboro, "										
54	Isaacs Harbour, N.S.						1	99	201		5
55	Jordan Bay, "										
56	Kentville, "						3	254			12
57	Kingsport, "						2	393			11
58	Ladner, B.C.										
59	Ladysmith, "						41	5,222	5,063		374

6-7 EDWARD VII., A. 1907

No. 5.—STATEMENT of Vessels, British, Canadian and Foreign, entered

Number.	PORTS AND OUTPORTS.	WITH CARGOES.									
		BRITISH.					CANADIAN.				
		Number of Vessels.	Tons Register.	Quantity of Freight.		Crew Number.	Number of Vessels.	Tons Register.	Quantity of Freight.		Crew Number.
seals.		Tons Weight.	Tons Measurement.		seals.		Tons Weight.	Tons Measurement.			
60	a Have N.S.					117	9,747	5,391		1,614	
61	L'Ardoise	12	1,902	331	167						
62	Biscambe					12	2,248	1,859	420	74	
63	Liverpool					25	1,505	2,155		214	
64	Lockport					27	1,055	11		100	
65	Lords Cove N.B.					9	1,161	1,651		49	
66	Louisburg N.S.	14	16,701	25,875	268	47	23,061	18,386		3,359	
67	Lunenburg	8	624	730							
68	Magdalen Islands, Que.					39	2,674	2,997		544	
69	Mahone Bay N.S.										
70	Main-a-dieu										
71	Maitland										
72	Matane Que.										
73	Meteghan N.S.					12	1,105	19	6	63	
74	Middlet n	2	120		12						
75	Moncton N.B.					7	1,339	2,649		43	
76	Montague P.E.I.					4	278	258	5	20	
77	Montreal Que.	336	1,213,543	483,168	30,573	23	14,543	1,728		465	
78	Murray Harbour P.E.I.					21	465	205		123	
79	Musquash N.B.					2	137	60		14	
80	Nanaimo P.C.	2	2,534	3	47						
81	New Campbellton N.S.	2	93	40	8						
82	Newcastle N.B.										
83	New London P.E.I.					1	67	9		19	
84	New Westminster B.C.					38	2,727	1,753		203	
85	North East Harbour N.S.					15	789	769	10	87	
86	North Head N.B.					123	22,068	16		950	
87	Northport N.S.										
88	North Sydney	112	37,361	5,397	3,482	16	3,830	3,960		176	
89	Parishoore Que.	1	241	300	8	10	1,367	1,583		59	
91	Perce					3	259	120		41	
93	Pictou N.S.	11	1,387	1,812	52						
94	Port Greville										
95	Port Hastings					5	1,251			40	
96	Port Hawkesbury	5	4,095		169	110	35,050			2,107	
97	Port Hood										
98	Port la Tour										
99	Port Medway					3	297	331		34	
100	Port Morien										
101	Port Mulgrave										
102	Port Simpson B.C.										
103	Port Williams N.S.										
104	Pubnico					36	938	1,010		510	
105	Pugwash										
106	Quebec Que.	271	1,069,538	53,131	4,222	30	3,445	1,767		365	
107	Richibucto N.B.					1	149		292	5	
108	Rimouski Que.										
109	River Bourgeois N.S.					53	1,464	274		423	
110	River Herbert					3	285	192		13	
111	Riviere du Loup Que.										
112	Rustico P.E.I.					1	10	1		5	
113	St. Andrews N.B.					14	1,579	2,533		61	
114	St. Ann's N.S.										
115	St. George N.B.					6	134	50	4	14	
116	St. John	175	476,513	136,264	58,123	294	29,103	29,851	8,211	2,315	
117	St. Martin's					1	80		3	4	
118	St. Peter's N.S.					4	58	14		14	
119	St. Stephen N.B.					35	975	956		80	

SESSIONAL PAPER No. 11

Inwards, from Sea, at each Port and Outport, &c.—Continued.

IN BALLAST.														
FOREIGN.				BRITISH.			CANADIAN.			FOREIGN.				
Number of Vessels.	Tons Register.	Quantity of Freight.		Crew Number.	Number of Vessels.	Tons Register.	Crew Number.	Number of Vessels.	Tons Register.	Crew Number.	Number of Vessels.	Tons Register.	Crew Number.	Number.
		Tons Weight.	Tons Measurement.											
								23	3,103	131	3	801	47	60
91	7,303	6,080		1,600				26	3,469	150	36	2,960	655	62
29	1,324	498		261							18	860	81	63
14	149	13		28				111	2,640	336	245	3,278	586	65
6	4,086	7,590		107	79	131,581	1,992	54	18,812	565	174	138,983	3,217	66
1	78	10		22				20	2,202	188	5	561	82	67
					1	275	20				15	951	160	68
								5	464	41				69
								1	13	3				70
								7	910	36				71
					1	1,782	23				5	7,042	113	72
								21	2,108	94	2	363	10	73
								5	486	24	2	187	8	74
					3	112	14	2	156	10				75
16	22,458	33,511	4,413	366	21	45,765	681	1	78	10	4	6,222	88	76
								17	1,341	65	45	5,884	164	77
					2	5,173	91	29	5,127	261	61	41,763	1,751	78
					5	216	73							79
19	30,531	370	102	446	9	13,517	223	3	750	21	18	14,494	240	80
					1	1,047	17	96	1,463	422	19	1,978	53	81
4	270	37		78				2	32	8	6	249	60	82
4	110			10				27	2,861	132	41	701	155	83
								4			4	4,563	62	84
29	46,436	85,665		669	375	63,186	4,952	133	32,800	1,649	373	49,098	6,069	85
					22	19,472	403	122	28,674	630	41	31,417	659	86
2	1,158	540		21	2	416	15	5	2,333	38	7	4,454	86	87
12	950	250		215							6	5,696	85	88
2	2,535	2,280		34	2	2,358	28				4	4,198	85	89
								48	15,961	353			85	90
1	368			18										91
60	17,967			1,430										92
2	183	35		36										93
											3	228	41	94
								1	98	5	3	1,341	52	95
								4	1,404	56	1	652	17	96
								23	2,647	303	16	1,143	185	97
13	377		14	68				59	29,709	2,024	12	1,245	78	98
								1	299	7				99
53	2,670	1,014		911										100
					3	4,655	63				3	3,553	60	101
8	10,499	3,191	190	170	18	38,478	635	14	2,647	287	4	5,387	84	102
					2	3,564	48				8	2,285	67	103
											13	16,168	258	104
2	554	2		10				37	4,453	165	18	3,804	33	105
					1	1,774	24				1	229	8	106
								1	74	5				107
203	27,072	1,631	2	1,972				6	558	18	334	9,799	1,215	108
					7	461	81				14	5,026	122	109
4	249	114	1	12				31	1,075	89	207	6,672	453	110
191	362,411	2,136	10,544	2,466	28	51,692	897	364	30,397	1,491	402	54,659	1,641	111
								26	2,477	122	3	79	10	112
4	165	325		50							3	231	58	113
18	2,006	4,218		73				122	10,256	631	199	3,000	593	114

6-7 EDWARD VII., A. 1907

No. 5.—STATEMENT of Vessels, British, Canadian and Foreign entered

PORTS AND OUTPORTS.		BRITISH.					CANADIAN.				
		Number of Vessels.	Tons Register.	Quantity of Freight.		Crew, Number.	Number of Vessels.	Tons Register.	Quantity of Freight.		Crew, Number.
				Tons Weight.	Tons Measure-ment.				Tons Weight.	Tons Measure-ment.	
120	Sackville, N.B.					34	4,970			176	
121	Salmon River, N.S.					27	1,037	347		161	
122	Sandy Cove, " "					1	168	174		6	
123	She-lac, N.B.										
124	Sheet Harbour, N.S.					1	37			6	
125	Shelburne, " "	2	2,907	2,500	800	59	2,941	2,293	7	524	
126	Sherbrooke, " "										
127	Shippegan, N.B.					2	198			13	
128	Souris, P. E. I.					10	808	64		70	
129	Stikoon, B. C.					7	1,865	339		149	
130	Summerside, P. E. I.					3	343	269		15	
131	Sydney, N. S.	27	44,109	66,343		822	11,735	17,437		661	
132	Thorne's Cove, " "					13	1,397	237		70	
133	Three Rivers, Que.	1	2,046	3,000		35					
134	Tidnish, N. S.										
135	Tignish, P. E. I.					1	99	150		5	
136	Truro, N. S.										
137	Tusket, " "					1	99	25		5	
138	Tusket Wedge, " "					28	314	292		102	
139	Vancouver, B. C.	174	240,377	75,167	79,721	18,459	77	24,232	4,824	1,424	
140	Victoria, " "	150	156,634	11,489	2,623	13,913	232	103,556	9,298	257	
141	Walton, N. S.					1	310	4		7	
142	Westport, " "					1	99	91		4	
143	Weymouth, " "					6	1,066	383		35	
144	Windsor, " "	5	591	788		29	4,166	1,478		65	
145	Wolfville, " "					10	1,850			58	
146	Yarmouth, " "	86	61,180	1,793	567	6,020	288	85,908	11,986	923	
Total		1805	4,014,037	1,057,155	285,335	132,643	3197	573,270	223,356	54,561	42,991

SESSIONAL PAPER No. 11

Inwards, *from Sea*, at each Port and Outport, &c.—*Continued.*

						IN BALLAST.								
FOREIGN.				BRITISH.		CANADIAN.			FOREIGN.					
Number of Vessels.	Tons Register.	Quantity of Freight.		Crew. Number.	Number of Vessels.	Tons Register.	Crew. Number.	Number of Vessels.	Tons Register.	Crew. Number.	Number of Vessels.	Tons Register.	Crew. Number.	
		Tons Weight.	Tons Measurement.											
4	739			22				2	230	10				120
								1	31	3				121
														122
2	1,110		2,220	23							6	3,343		67 123
											1	1,754		18 124
104	8,006	1,743		1,933				12	1,349	125	81	7,499	1,369	125
								1	191	5	7	3,958		86 126
								2	243	13				127
2	411	667		14	2	401	19	2	192	10				128
														129
1	217	371		6										130
81	176,913	397,493		2,134	46	37,667	768	28	23,518	624	63	66,453	1,206	131
								1	98	5	1	52		18 132
					29	62,784	1,083	5	7,618	139	1	1,070		20 133
											1	909		14 134
														135
								2	263	10				136
9	700	550		158				2	201	9	26	2,887		442 137
4	451	385		88	4	2,699	48				6	5,962		80 138
294	243,536	29,453	10,586	12,803	32	72,298	1,899	190	48,311	3,289	84	52,339	3,266	139
289	334,994	12,239	8,962	15,371	69	135,495	7,861	101	18,446	1,330	213	251,048	12,006	140
					2	946	18	33	15,142	216	11	4,491		68 141
								1	148	6	7	78		17 142
								10	1,985	64	15	8,573		119 143
1	315	535		7				42	30,618	183	57	52,654		481 144
														145
54	3,214	525		752	1	1,723	25	59	3,444	462	164	26,408		2,723 146
2142	1,382,856	663,632	37,423	51,359	918	1,004,295	29,338	2796	540,163	36,111	4,394	1,380,732	58,601	

SESSIONAL PAPER No. 11

from Sea, in the Dominion of Canada, during the Fiscal Year ended June 30, 1906.

COUNTRIES.

FOREIGN.					IN BALLAST.									
FOREIGN.					BRITISH.			CANADIAN.			FOREIGN.			
Number of Ves- sels.	Tons Register.	Quantity of Freight.		Crew, Number.	Number of Ves- sels.	Tons Register.	Crew, Number.	Number of Ves- sels.	Tons Register.	Crew, Number.	Number of Ves- sels.	Tons Register.	Crew, Number.	Number.
		Tons Weight.	Tons Measure- ment.											
21	20,994	21,642	2,220	338	127	240,734	4,133	30	14,707	286	150	133,898	2,465	1
					1	1,888	191							2
					2	5,677	85				7	5,607	91	3
2	2,513	5,600		42										4
46	29,466	17,837	1,640	808	3	4,560	85	3	2,153	54	7	4,998	94	5
106	210,856	468,298		2,670	354	61,935	4,403	179	67,332	2,545	46	23,062	582	6
											1	1,232	16	8
					1	1,916	27							9
					1	4,206	54				3	3,267	54	10
					8	1,809	63	1	632	11	9	8,130	130	11
											1	1,399	19	12
					6	11,159	138				4	6,200	77	13
15	68,573	2,484	3,969	1,473	27	77,152	4,794				2	3,937	32	14
								5	1,159	33	2	1,364	31	15
											1	147	6	16
								1	166	7	1	1,165	15	17
														18
6	8,424	8,781	29	151							24	13,351	322	19
														20
8	12,590	5,474	4,573	188							10	8,545	141	21
														22
								2	3,310	37				23
1	2,418	4,941		29								836	13	24
											1	498	13	25
1	1,547	3,600		23							1	1,484	12	26
13	50,297	239	1,919	1,454	10	21,401	301				4	8,115	139	27
														28
					3	7,150	98	1	1,770	20	1	2,115	27	29
4	5,773	10,211		96							66	64,332	1,013	30
					5	9,968	161							31
2	4,315	1,007		112	5	6,934	113				1	1,395	17	32
					4	7,020	105				1	1,035	16	33
											1	2,088	27	34
					22	24,711	1,803				6	5,752	360	35
401	31,705	12,509	247	8,079	86	5,153	1,228	323	25,763	4,618	821	63,694	14,508	36
														37
10	8,735	16,425		153	2	4,066	64	1	470	10	1	353	8	38
					1	1,795	27				2	2,012	33	39
7	2,259	250	8	128	5	402	38	39	4,650	429	69	7,677	635	40
1490	922,391	84,331	22,827	35,615	275	504,659	11,517	2,210	417,952	18,052	3,149	1,002,634	37,705	41
								1	99	9				42
2,142	1,382,856	663,632	37,423	51,359	948	1,004,295	29,338	2,796	540,163	26,111	4,394	1,380,732	58,601	

6-7 EDWARD VII., A. 1907

No. 6.—STATEMENT of Vessels, British, Canadian and Foreign,

RECAPITU

	Number of Vessels.	Tons Register.	QUANTITY OF FREIGHT.		Crew, Number.
			Tons Weight.	Tons Measurement.	
With Cargo:					
British	1,805	4,014,037	1,057,155	285,305	132,643
Canadian	3,197	573,270	223,356	54,561	42,991
Foreign	2,142	1,382,856	663,632	37,423	51,359
Total	7,144	5,970,163	1,944,143	377,289	226,993
Grand total					

SESSIONAL PAPER No. 11

entered Inwards, *from Sea*, by Ports and Outports, &c.—*Concluded*.

L A T I O N.

	Number of Vessels.	Tons Register	QUANTITY OF FREIGHT.		Crew, Number.
			Tons Weight.	Tons Measurement.	
In Ballast—					
British.....	948	1,004,295			29,338
Canadian.....	2,796	540,163			26,111
Foreign.....	4,394	1,380,732			58,691
.....	8,138	2,925,190			114,650
.....	15,282	8,895,353	1,944,143	377,289	341,043

SESSIONAL PAPER No. 11

for Sea, at each Port and Outport, during the Fiscal Year ended June 30, 1906.

				IN BALLAST.										
FOREIGN.				BRITISH.			CANADIAN.			FOREIGN.				
Number of Vessels.	Tons Register.	Quantity of Freight.		Crew. Number.	Number of Vessels.	Tons Register.	Crew. Number.	Number of Vessels.	Tons Register.	Crew. Number.	Number of Vessels.	Tons Register.	Crew. Number.	
		Tons Weight.	Tons Measurement.											
5	1,403	2,675		34										1
1	56	170		4										2
2	1,300	2,300		30										4
13	4,189	7,750	9,297	91										5
23	5,079	9,485		126										6
								83	2,490	498	16	1,247	298	7
1	50	30		4										8
10	6,072		15,010	128				4	108	29	26	1,536	391	9
11	7,573			112										10
6	2,142		5,028	41										11
														12
														13
														14
														15
														16
8	3,696	6,580		343	1	1,737	23	3	54	18				17
3	1,248			25										18
22	13,315			237										19
108	2,858	274	1,175	367				6	55	12	28	799	83	20
														21
														22
13	824	1,950		123	2	1,526	100	223	19,418	3,545	278	23,209	5,020	23
														24
18	16,532	1,067	6	823				2	96	10		42	11	25
26	24,550		52,255	365										26
5	9,032		15,785	102				9	632	45	17	1,671	178	27
								1	15	5	2	155	39	28
														29
														30
16	9,013	14,698		113										31
15	22,080	41,184	4,708	328										32
														33
7	228	32		22							1	83	18	34
														35
58	61,940	72,897		1,614				8	1,504	84	14	15,609	261	36
														37
25	18,997		35,491	301										38
								1	639	80				39
11	234	33	200	30							5	507	58	40
														41
21	235	1,224		69							10	82	28	42
														43
1	91		220	5				1	98	5				44
														45
								2	106	22	2	154	36	46
15	12,542		18,880	182										47
1	72	113		6				8	343	44	3	451	51	48
														49
197	108,791	70,930		4,438	9	12,182	272	1	40	4	1	377	15	50
8	2,696	4,625		49	8	848	109	1	491	7	31	6,453	534	51
9	6,243	12,322	11,058	96										52
92	59,760	115,160		1,135										53
								1	11	2				54
														55
											5	481	103	56

6-7 EDWARD VII., A. 1907

No. 7.—STATEMENT of Vessels, British, Canadian and Foreign, entered Outwards,

Number.	PORTS AND OUTPORTS.	WITH CARGOES.									
		BRITISH.					CANADIAN.				
		Number of Ves- sels.	Tons Register.	Quantity of Freight.		Crew, Number.	Number of Ves- sels.	Tons Register.	Quantity of Freight.		Crew, Number.
				Tons Weight.	Tons Measure- ment.				Tons Weight.	Tons Measure- ment.	
57	Jordan Bay N.S.					11	1,145		1,763	62	
58	Kentville "					4	240			14	
59	Kingsport "					6	1,885			43	
60	Laduer B.C.					1	88	54		9	
61	Ladysmith "	19	29,910	5,448		507	15,316	13,656		841	
62	LaHave N.S.					10	1,500	2,636		59	
63	L'Ardoise "										
64	Liscombe "					1	191	180		6	
65	Liverpool "					50	6,630	5,058	6,685	270	
66	Lockport "					27	1,653	1,129		266	
67	Lord's Cove N.B.					80	1,243	1,419		215	
68	Louisburg N.S.	95	191,015	397,288		2,703	13,304	22,159		352	
69	Lunenburg "					49	6,344	11,258		310	
70	Magdalen Islands, Que.	1	275	100		6					
71	Mahone Bay N.S.					15	1,612	2,842		99	
72	Main à Dieu "										
73	Maitland "					11	1,915	2,890		61	
74	Malpeque P.E.I.	1	57	17		4					
75	Matane Que.										
76	Meteghan N.S.					52	3,107	380	5,714	160	
77	Murray Harbour, P.E.I.										
78	Musquash N.B.					17	1,929	4	4,544	72	
79	Montreal Que.	353	1,284,957	1,286,331	101,801	3,089	33,578	30,215	14	996	
80	Moncton N.B.					17	1,676	3,390		82	
81	Montague P.E.I.	5	265	260		23	916	1,282	45	58	
82	Nanaimo B.C.	10	16,489	16,570		300	8,196	8,511		397	
83	Newcastle N.B.	8	13,234		27,100	201	2,921		6,200	92	
84	New Campbellton, N.S.	6	609	997		32					
85	New London P.E.I.										
86	New Westminster, B.C.	2	3,157	5,847		50	4,175	5,679		320	
87	Northeast Harbour, N.S.					4	169	20	100	34	
88	North Head N.B.					28	5,108	109		140	
89	Northport N.S.										
90	North Sydney N.S.	261	68,673	31,413		6,140	17,890	26,648		901	
91	Parrsboro' "	24	23,485	50,730		452	23,855	39,441		426	
92	Paspébiac Que.	4	898	837	250	31	7,786	1,527	17,003	243	
93	Percé "					2	160	40		34	
94	Pictou N.S.	1	2,259	2,259		23	1,438	510		216	
95	Port Caville "					60	18,057	35,025		429	
96	Port Hastings "					9	3,598			110	
97	Port Hawksbury "					122	34,747			2,404	
98	Port Hood "										
99	Port La Tour "										
100	Port Medway "					1	68		254	5	
101	Port Morien "	3	1,305	2,350		39	671	1,434		16	
102	Port Mulgrave "					13	1,841	1,400		92	
103	Port Simpson B.C.										
104	Port Williams N.S.					4	874			27	
105	Pubnico "					27	1,357	115		365	
106	Pugwash "	2	3,388		6,747	46	99		190	5	
107	Quebec Que.	124	430,956	98,661		11,454	1,625	1,536		108	
108	Rimouski "	2	3,564			42					
109	River Bourgeoise N.S.										
110	Richibucto N.B.					16	1,694			81	
111	River Hebert N.S.					69	8,371		10,060	312	

SESSIONAL PAPER No. 11

for Sea, at each Port and Outport, &c.—Continued.

														IN BALLAST.			
FOREIGN.					BRITISH.				CANADIAN.			FOREIGN.					
Number of Ves- sels.	Tons Register.	Quantity of Freight.		Crew, Number.	Number of Ves- sels.	Tons Register.	Crew, Number.	Number of Ves- sels.	Tons Register.	Crew, Number.	Number of Ves- sels.	Tons Register.	Crew, Number.	Number of Ves- sels.	Tons Register.	Crew, Number.	
		Tons Weight.	Tons Measure- ment.														
1	325		425	6				2	196	39	2	146	37	57			
3	847			18				1		7	1	63	1	58			
67	93,092	146,954		2,007	1	1,267	23	62	23,968	1,661	9	2,370	108	61			
1	626	1,095		12				47	3,614	696	1	87	18	62			
4	2,111	192		72				46	1,925	294				63			
106	8,391	6,210	800	1,748				1	190	6	4	2,635	609	64			
24	1,223	672		273								355	29	65			
185	3,112	3,296		566				20	2,633	161	8	140	18	67			
87	156,624	346,322		1,867	9	555	122	46	2,753	397	106	8,770	1,695	68			
1	231	400		6				208	16,311	3,077	8	673	155	69			
12	839	1,596		63										70			
								15	996	196				71			
								2	50	20				72			
														73			
														74			
2	3,243			98										75			
4	417	15	900	17										76			
														77			
45	5,834	6	12,019	169				12	209	42	1	317	82	78			
14	18,008	21,846	90	307	1	3,126	46	1	78	10				79			
1	103	205		4										80			
								1	15	4				81			
87	79,010	158,553	1,200	2,885	1	1,945	27	16	1,542	127	42	6,334	931	82			
17	12,756		25,910	201										83			
								4	59	17				84			
16	5,039	9,165		83				72	3,698	418	5	196	15	86			
7	309	50		84				11	160	54	3	210	54	87			
32	411	318		47				127	22,717	1,003	15	475	102	88			
6	6,049		11,388	86										89			
29	20,788	14,427		410	102	24,803	1,795	60	28,273	1,121	342	66,754	6,973	90			
41	30,962	64,017		652										91			
12	6,696		14,555	129										92			
19	7,761	250	7,700	314										93			
3	2,948	2,948		52										94			
														95			
1	398			19										96			
62	18,511			1,619							7	368	35	97			
2	183	35		36										98			
														99			
1	1,177	2,068	104	16							3	228	41	99			
											2	164	36	100			
								1	99	17				101			
								1	97	12	3	205	50	102			
								49	26,570	1,786	28	2,546	130	103			
														104			
52	3,813	951		960										105			
4	4,867		6,170	74										106			
23	34,741	25,991	15,786	517	3	5,945	196	3	681	18	3	2,955	41	107			
14	17,272			92										108			
								90	1,713	630				109			
13	4,023			99										110			
22	4,959		5,575	115										111			

6-7 EDWARD VII., A. 1907

No. 7.—STATEMENT of Vessels, British, Canadian and Foreign, entered Outwards,

Number.	PORTS AND OUTPORTS.	WITH CARGOES.									
		BRITISH.					CANADIAN.				
		Number of Vessels.	Tons Register.	Quantity of Freight.		Crew, Number.	Number of Vessels.	Tons Register.	Quantity of Freight.		Crew, Number.
				Tons Weight.	Tons Measurement.				Tons Weight.	Tons Measurement.	
112	Rivière du Loup . . . Que.	8	14,100		24,325	209	1	199		490	7
113	Rustico . . . P.E.I.						1	74	125		5
114	St. Andrews . . . N.B.						3	133	127	87	8
115	St. Ann's . . . "										
116	St. George . . . "						24	674	81	1,036	54
117	St. John . . . "	99	266,301	201,504	218,817	5,682	449	48,757	8,630	115,451	1,817
118	St. Martin's . . . "						41	4,052		11,036	189
119	St. Peter's . . . "										
120	St. Stephen . . . "						76	1,447	332		153
121	Sackville . . . "						14	1,685			68
122	Salmon River . . . N.S.						11	759		2,315	53
123	Shediac . . . N.B.										
124	Sheet Harbour . . . N.S.						8	1,873	2,557		52
125	Shelburne . . . "						28	4,614	3,623	2,960	194
126	Sherbrooke . . . "						3	636	650		19
127	Shippegan . . . "	2	246				12	298			13
128	Souris . . . P.E.I.	5	497	742			25	2,151	1,654	281	187
129	Stikeen . . . P.C.						7	1,865	3		149
130	Summerside . . . P.E.I.	3	469	393			23	5,281	705		200
131	Sydney . . . N.S.	207	79,304	129,422		2,005	69	36,125	53,504		1,043
132	Three Rivers . . . Que.	31	76,877		23,814	1,225					
133	Thorne's Cove . . . N.S.						5	379	875	1,092	22
134	Truro . . . "						4	581	612		20
135	Tusket . . . "						14	1,948	4,534		76
136	Tusket Wedge . . . "	1	1,723	771			25	1,825	1,930		139
137	Vancouver . . . B.C.	119	227,187	101,529	124,243	13,131	107	45,624	34,229	10,715	2,350
138	Vernon River Bridge . . . P.E.I.	1	25	23			5	179	296		11
139	Victoria . . . B.C.	102	81,789	5,021	1,114	9,976	211	111,378	5,207	1,969	7,477
140	Walton . . . N.S.	2	946		1,500		18	52	23,653	20,868	14,869
141	Westport . . . "						8	116	16		20
142	Weymouth . . . "						25	4,449		10,933	158
143	Windsor . . . "						74	49,550	77,802	3,820	325
144	Wolfville . . . "						1	335			7
145	Yarmouth . . . "	82	59,333	4,160	274	5,695	159	85,049	20,041	1,551	6,528
Total		2082	3,793,038	2,777,787	709,420	115,067	4024	932,389	645,454	405,894	45,815

SESSIONAL PAPER No. 11

for Sea, at each Port and Outport, &c.—*Concluded.*

														IN BALLAST.							
														FOREIGN.		BRITISH.		CANADIAN.		FOREIGN.	
Number of Ves- sels.	Tons Register.	Quantity of Freight.		Crew, Number.	Number of Ves- sels.	Tons Register.	Crew, Number.	Number of Ves- sels.	Tons Register.	Crew, Number.	Number of Ves- sels.	Tons Register.	Crew, Number.	Number.							
		Tons Weight.	Tons Measure- ment.																		
1	229		550	8											112						
392	20,412	3,187	1,559	1,901											115						
4	2,903	3,200		70	5	371	74					259	20	131	13,874						
180	6,291	7,366	3,930	436								133	21	28	590						
559	326,037	9,771	150,826	12,873				194	7,856	1,717	31	27,681			873						
4	498		1,298	16										1	11						
1	90	21		8								6	119	29	3						
159	2,357	2,066	180	557				59	9,380	453	42	2,384			159						
3	619			17											121						
															122						
10	5,660		11,320	106											123						
1	796	1,000		13											124						
106	8,042	1,751		1,928				56	1,808	509	72	6,028			1,348						
8	2,937	950		74											126						
															127						
1	61	99		5				2	36	7					128						
															129						
1	652	3		15											130						
63	29,065	46,322		681	7	5,183	201	3	1,398	11	96	211,392			2,731						
4	6,531		7,832	86							1	1,485			20						
															133						
															134						
12	1,615	1,806		178										23	1,942						
9	4,550	4,565		150											419						
237	238,503	35,566	33,543	11,267	27	54,489	1,964	175	33,993	2,489	139	58,486			5,023						
															138						
246	205,061	3,637	672	11,875	93	134,112	3,884	137	32,508	2,776	239	311,504			12,290						
12	4,972	5,253	2,850	71											140						
															141						
16	7,761		16,387	141											142						
82	70,883	126,368	3,190	720											143						
															144						
14	10,193	12,974		156				272	7,278	2,037	185	13,060			3,334						
															145						
3896	1,917,383	1,438,085	505,872	70,418	269	248,083	14,836	2184	259,120	26,413	2079	798,063			45,963						

6-7 EDWARD VII., A. 1907

No. 5.—STATEMENT of Vessels, British, Canadian and Foreign, Entered Outwards,
ABSTRACT BY

		WITH CARGOES.									
		BRITISH.					CANADIAN.				
Number.	COUNTRIES TO WHICH DEPARTED.	No. of Vessels.	Tons Register.	Quantity of Freight.		Crew, Number.	No. of Vessels.	Tons Register.	Quantity of Freight.		Crew, Number.
				Tons Weight.	Tons Measure-ment.				Tons Weight.	Tons Measure-ment.	
1	Great Britain.....	790	2,467,368	1,796,259	541,106	58,352	7	7,340	10,960	6,909	95
2	Australia.....	31	68,333	21,167	36,583	2,457	1	1,769	2,987	19
3	British Africa.....	24	65,343	78,634	19,438	993
4	British Guiana.....	2	365	354	150	13
5	British West Indies.....	39	42,026	44,250	729	1,431	61	10,440	7,926	11,826	456
6	Fiji Islands.....
7	Newfoundland.....	539	138,638	82,267	9,066	453	151,399	143,642	410	5,676
8	New Zealand.....	6	10,785	6,757	4,047	172
9	British Possessions, other.....	1	377	685	8
10	Argentina.....	22	12,819	12,948	19,922	232
11	Azores, Madeira and Cape Verde Islands.....	5	1,087	1,136	800	34
12	Belgium.....	12	54,155	63,130	6,504	1,026
13	Brazil.....	5	1,073	1,292	38	6	1,344	1,820	46
14	Chili.....	6	12,848	22,328	166
15	China.....	6	19,317	8,112	4,357	613
16	Cuba and Porto Rico.....	3	5,539	5,700	78	78	17,820	19,732	20,185	514
17	France.....	5	13,045	426	1,104	424
18	Germany.....	1	1,913	3,000	24
19	Holland.....	3	7,212	12,868	116
20	Italy.....	3	5,335	5,387	90
21	Japan.....	30	86,033	38,833	39,864	4,650
22	Mexico.....	20	36,491	40,913	828
23	Norway and Sweden.....
24	Panama.....	1	99	150	7
25	Peru.....	3	5,044	5,340	9,297	67
26	Portugal.....	1	99	150	6	1	99	156	7
27	Russia.....	1	1,716	700	33	1	2,804	1,050	48
28	Sea.....	3	10,938	27,090	368
29	Sea fisheries.....	2	203	110	31	515	27,754	1,752	5,644
30	Spain.....	3	2,535	5,341	48	1	386	853	1,023	8
31	St. Pierre.....	22	1,301	2,262	101	74	7,692	3,871	655	764
32	United States.....	524	736,348	527,589	24,066	33,886	2,794	688,337	437,956	341,027	32,234
33	Uruguay.....	1	438	463	10
Total.....		2,082	3,793,038	2,777,787	709,420	115,067	4,024	932,389	645,454	405,894	45,815

SESSIONAL PAPER No. 11

for Sea, in the Dominion of Canada, during the Fiscal Year ended June 30, 1906.

BY COUNTRIES.

					IN BALLAST.									
FOREIGN.					BRITISH.			CANADIAN.			FOREIGN.			
No. of Vessels.	Tons Register.	Quantity of Freight.		Crew, Number.	No. of Vessels.	Tons Register.	Crew, Number.	No. of Vessels.	Tons Register.	Crew, Number.	No. of Vessels.	Tons Register.	Crew, Number.	Number.
		Tons Weight.	Tons Measurement.											
285	260,377	151,460	274,709	4,105	9	18,840	427				6	9,075	132	1
4	6,520	2,190	12,409	79	3	7,146	247	1	2,048	22	1	1,575	16	2
2	3,068	2,400	5,474	37										3
														4
57	24,559	22,334	1,250	635				1	249	6				5
1	520		1,340	10										6
53	41,312	36,654		806	30	8,691	628	75	28,830	1,118	127	209,663	3,050	7
					1	2,284	36							8
								1	377	8				9
22	18,786	19,210	16,647	302										10
1	320	560		8										11
														12
1	1,035		1,564	16										13
3	4,658	6,930	5,560	61	1	2,242	29							14
					19	60,228	3,698							15
15	7,877	6,618	10,231	143							1	377		16
6	5,829	6,493	1,520	159							1	1,456		17
11	32,004	17,666	2,117	673							1	1,289		18
											1	1,785		19
2	5,097	3,000		149										20
1	923		2,350	17							7	27,051	745	21
1	376		1,200	9	2	3,975	59							22
18	20,809	2,223	2,164	202										23
					1	2,973	43							24
1	1,547	2,400		19										25
1	851		728	15										26
1	2,088	808		27										27
					1	1,472	95							28
429	35,416	11,288		9,138	86	5,334	1,270	1,354	66,694	14,615	1,152	91,589	22,790	29
3	856	2,000	300	34							2	5,196	60	30
59	7,880	9,377	6	448	1	184	20	9	1,419	156	4	1,247	76	31
2,938	1,433,543	1,133,302	166,363	53,310	115	134,714	8,284	743	159,563	10,488	776	447,760	19,014	32
1	1,132	1,085		16										33
3,896	1,917,383	1,438,088	505,872	70,418	269	248,083	14,836	2,184	259,120	26,413	2,079	798,063	45,963	

6-7 EDWARD VII., A. 1907

No. 8. —STATEMENT of Vessels, British, Canadian and Foreign, entered Outwards, for

RECAPITU

	Number of Vessels.	Tons Register.	QUANTITY OF FREIGHT.		Crew, Number.
			Tons Weight.	Tons Measure- ment.	
With cargo—					
British	2,082	3,793,038	2,777,787	709,420	115,067
Canadian.....	4,024	932,389	645,454	405,894	45,815
Foreign	3,896	1,917,383	1,438,088	595,872	70,418
Total.....	10,002	6,642,810	4,861,329	1,621,186	231,300
Grand total.....					

SESSIONAL PAPER No. 11

Sea, in the Dominion of Canada, during the Fiscal Year ended June 30, 1906.

L A T I O N .

	Number of Vessels.	Tons Register.	QUANTITY OF FREIGHT.		Crew, Number.
			Tons Weight.	Tons Measure- ment.	
In ballast—					
British	269	248,083	14,836
Canadian	2,184	259,120	26,413
Foreign	2,079	798,063	45,963
.....	4,532	1,305,266	87,212
.....	14,534	7,948,076	4,861,329	1,621,186	318,512

6-7 EDWARD VII., A. 1907

No. 9.—SUMMARY STATEMENT of Sea-going Vessels, entered and cleared at each Port during the Fiscal Year, 1906.

RECAPITULATION BY PORTS AND OUTPORTS.

PORTS AND OUTPORTS.	VESSELS ARRIVED.				VESSELS DEPARTED.							
	British.		Foreign.		British.		Foreign.					
	No.	Tons.	No.	Tons.	No.	Tons.	No.	Tons.				
Advocate Harbour, N.S.	8	2,353	4	1,201	12	3,557	10	2,471	5	1,403	15	3,874
Alberton, P.E.I.	1	83			1	83	3	280			3	280
Alma, N.B.			1	56			1	56			2	146
Andross, N.S.	1	397			3	1,787	1	397	2	1,300	5	1,787
Annapolis Royal, N.S.	15	3,257	2	2,612	21	5,869	25	5,579	15	4,189	38	9,768
Apple River, N.S.	10	1,711	24	3,230	34	6,974	24	3,840	23	5,079	41	8,919
Arichat, N.S.	77	2,118	15	180	92	2,628	85	2,688	16	1,247	101	3,335
Aspy Bay, N.S.	2	68			2	68						68
Baddeck, N.S.	1	267			1	267	7	1,639	1	50	8	1,719
Baie Verte, N.B.	1	1,172			9	6,401	1	1,172	10	6,072	10	7,211
Barrington, N.S.	2	131	27	1,579	29	1,710	4	108	26	1,536	30	1,611
Baron, N.S.	62	6,170	3	282	65	6,452	58	5,780			58	5,780
Bathurst, N.B.	5	6,176	9	6,992	14	13,168	11	6,901	11	7,575	22	14,476
Bayfield, N.S.	6	291			6	291	7	693			7	693
Beaver River, N.S.	25	2,091			30	3,526	35	6,299	6	2,112	41	8,411
Beddian's Cove, N.S.	18	2,139			18	2,139	22	2,471			22	2,471
Bridgeport, N.S.	4	386			4	386	1	95			1	95
Bridgewater, N.S.	30	13,395	12	8,017	42	21,612	72	19,260	8	3,696	80	22,956
Buctouche, N.S.			2	818	2	818			3	1,248	3	1,248
Campbellton, N.B.	5	6,363			6	6,912	10	9,580	22	13,315	32	22,895
Canning, N.S.	2	430	619	15,395	883	38,696	71	532	136	3,657	207	4,209
Canso, N.S.	226	26,812	277	23,219	497	50,031	237	33,636	291	24,033	528	57,699
Cardigan, P.E.I.	4	323			1	218						376
Charlottetown, P.E.I.	69	50,557	15	13,560	84	64,117	91	62,582	18	16,582	112	79,518
Chatham, N.B.	13	15,771	19	16,849	32	32,623	34	28,425	26	24,556	60	52,975
Chenamins, B.C.	58	29,439	23	12,351	81	41,790	24	26,137	22	10,763	46	36,840
Chester, N.S.	6	694	3	257	9	951	3	625	2	155	5	780
Cheticamp, N.S.	9	291			9	291	11	372			11	372
Cheverie, N.S.	18	11,633	17	10,556	35	22,189	14	2,063	16	9,013	30	11,976
Chicoutimi, Que.	4	8,181	10	11,395	14	23,486	6	12,796	15	22,080	21	34,876
Church Point, N.S.	15	1,622			15	1,622	15	1,718			15	1,718
Clark's Harbour, N.S.			8	263	8	263			8	311	8	311
Clemonsport, N.S.	22	2,162			22	2,162	25	2,493			25	2,493
Comox, B.C.	115	169,906	69	75,956	184	245,862	115	158,518	72	77,549	187	236,067
Crofton, B.C.	15	3,699			15	3,699	4	358			4	358

SESSIONAL PAPER No. 11

Dalhousie, N.B.	5	1,473	45	34,036	50	35,509	8	2,259	25	18,997	33	21,256
Dawson, Y.T.	3	1,533	25	12,959	28	14,492	1	639			1	639
Degby, N.S.	14	2,510	20	1,928	34	4,438	9	1,081	16	741	25	1,822
Dorchester, N.B.	12	2,765	28	280	12	2,765	15	1,540			15	1,540
Douglas, B.C.	9	528	37	280	37	808	9	376	31	317	40	693
Economy, N.S.	4	333	4		4	333	1	98			1	98
Five Islands, N.S.	4	302	4		4	302	11	1,488			11	1,488
Fredericton, N.B.	5	495	1	91	6	587	5	495	1	91	6	586
Freepoint, N.S.	2	135	2		2	135	1	46			1	46
Gabarouse, N.S.	2	106	11	79	3	185	2	106	2	154	4	260
Gaspé, Que.	5	732	13	11,079	18	11,871	18	4,754	15	12,542	33	17,296
Georgetown, P.E.I.	17	813	4	717	21	1,530	15	701	4	523	19	1,224
Grand River, P.E.I.							2	89			2	89
Halifax, N.S.	994	772,438	298	116,562	1,202	889,036	972	763,498	198	109,168	1,170	872,666
Hantsport, N.S.	35	14,250	66	24,717	101	38,947	36	5,720	39	9,149	75	14,869
Harvey, N.B.	16	5,143	4	2,672	20	7,815	18	7,017	9	6,243	27	13,260
Hillsboro, N.E.	28	17,957	92	59,760	120	77,697	28	24,937	92	59,760	120	77,697
Ingomish, N.S.							1	11			1	11
Isaacs Harbour, N.S.	1	99	11	1,010	12	1,109			5	481	5	481
Jordan Bay, N.S.	1	146			2	146	13	1,341	3	471	16	1,812
Kentville, N.S.	4	323	4		4	323	4	246			4	240
Kingsport, N.S.	5	1,239	5	1,444	10	2,703	6	1,885	3	847	9	2,732
Ladner, B.C.	137				2	137	2	186	1	63	3	249
Ladysmith, B.C.	165	72,725	76	95,462	241	168,188	166	70,461	76	95,462	242	165,923
La Have, N.S.	140	12,850	3	801	42	13,651	57	5,144	2	713	59	5,857
L'Ardoise, N.S.	42	1,902	36	2,060	36	1,902	46	1,925			46	1,925
Liscombe, N.S.						2,900	1	191	34	4,746	35	4,937
Liverpool, N.S.	38	5,717	109	8,163	147	13,880	51	6,820	110	8,746	161	15,565
Lockeport, N.S.	25	1,595	29	1,324	54	2,929	27	1,633	24	1,223	51	2,876
Lord's Cove, N.B.	138	3,695	259	3,427	397	7,122	100	3,396	193	3,252	293	6,258
Louisbourg, N.S.	147	168,258	180	143,069	327	311,327	171	297,627	193	165,394	364	373,021
Lunenburg, N.S.	273	25,887	6	639	279	26,526	257	22,626	12	839	296	23,559
Magdalen Islands, Que.	1	275	15	951	16	1,226	1	275	12	839	13	1,114
Malone Bay, N.S.	41	3,138	44		44	3,138	30	2,098			30	2,698
Main à Dieu, N.S.	1	13	1		2	13	2	50			2	50
Maitland, N.S.	7	940	7		7	940	11	1,915			11	1,915
Malpeque, P.E.I.							1	57			1	57
Matane, Que.	1	1,782	5	7,012	6	8,824			2	3,243	2	3,243
Meagham, N.S.	33	3,213	2	363	35	3,576	32	3,107	4	417	36	3,524
Middleton, N.S.	2	120			17	120	17	1,676	1	103	18	1,779
Moncton, N.B.	12	1,825	2	187	14	2,012	16	1,196			16	1,196
Montague, P.E.I.	9	546			9	546					9	546
Montreal, Que.	379	1,303,929	20	28,680	399	1,332,609	400	1,321,739	14	18,008	411	1,339,747
Murray Harbour, P.E.I.	21	465			21	465			15	347	15	347
Musquash, N.B.	17	1,341	45	5,884	62	7,225	29	2,138	46	5,842	75	7,980
Namamoo, B.C.	35	12,971	80	72,234	115	85,265	91	28,172	129	85,314	229	113,516
New Campbellton, N.S.	7	309			7	309	6	609			6	609
Newcastle, N.B.	12	14,297	18	14,494	30	28,761	23	16,155	17	12,756	40	28,911
New London, P.E.I.	4	67			4	67		59			4	59
New Westminster, B.C.	135	8,237	19	1,978	154	10,215	146	11,030	21	5,235	167	16,265

SESSIONAL PAPER No. 11

Shediac, N. B.	8	4,453	8	4,453	10	5,660	10	5,660
Sheet Harbour, N.S.	37	1,751	2	1,751	1	796	9	2,669
Shelburne, N.S.	185	15,505	255	22,693	84	6,422	262	29,492
Sherbrooke, N.S.	7	3,958	8	4,149	3	636	11	3,573
Shippagan, N.B.	4	411	4	411	4	544	4	544
Souris, P.E.I.	2	411	16	1,812	27	2,684	28	2,743
Stokeur, B.C.	1	1,865	7	1,865	7	1,865	7	1,865
Summerside, P.E.I.	3	217	4	560	15	5,750	16	6,402
Sydney, N.S.	144	243,366	267	360,345	286	121,920	445	362,377
Thornes Cove, N.S.	1	52	15	1,547	5	379	5	379
Three Rivers, Que.	35	1,970	36	73,518	31	76,877	36	84,893
Tidnish, N.S.	1	909	1	909	1	909	1	909
Tignish, P.E.I.	1	49	1	49	1	49	1	49
Turo, N.S.	2	263	2	263	4	581	4	581
Tusket, N.S.	35	3,587	38	3,887	14	1,948	35	3,587
Tusket Wedge, N.S.	10	6,413	42	9,426	38	3,548	47	8,098
Vancouver, B.C.	378	295,875	851	681,093	428	361,298	804	658,282
Vernon River Bridge, P.E.I.	52	414,131	1,054	1,000,173	3	204	3	204
Victoria, B.C.	36	16,398	47	20,889	543	359,787	485	876,332
Walton, N.S.	2	247	9	325	8	116	8	116
Westport, N.S.	7	78	9	325	8	116	8	116
Weymouth, N.S.	15	8,573	31	11,564	25	4,449	16	7,761
Windsor, N.S.	58	52,969	117	88,344	74	49,330	82	70,883
Wolfville, N.S.	10	1,890	10	1,890	1	335	1	335
Yarmouth, N.S.	434	152,255	652	181,877	513	151,660	199	23,253
Total.....	8,746	6,131,765	15,282	8,895,353	8,559	5,232,630	5,975	2,715,446
								7,948,076

6-7 EDWARD VII., A. 1907

No. 10.—Statement of Nationalities of Sea-going Vessels entered and cleared, during the Fiscal Year, 1906.

ABSTRACT BY NATIONALITIES.

ARRIVED.		DEPARTED.			
Under the Flag of	No.	Tons.	Under the Flag of	No.	Tons.
Great Britain.....	8,746	6,131,765	Great Britain.....	8,559	5,232,630
Austria-Hungary.....	1	316	Chile.....	1	1,338
Belgium.....	4	369	Denmark.....	34	27,920
Chile.....	2	3,010	France.....	265	21,785
Denmark.....	31	31,919	Germany.....	39	96,184
France.....	216	24,275	Holland.....	6	4,308
Germany.....	36	93,150	Italy.....	17	16,790
Holland.....	6	4,309	Japan.....	20	77,351
Italy.....	15	15,262	Norway-Sweden.....	729	940,343
Japan.....	20	77,343	Russia.....	22	14,928
Mexico.....	1	145	Spain.....	3	826
Norway-Sweden.....	726	931,228	United States.....	4,899	1,513,693
Russia.....	23	15,540			
Spain.....	1	149			
St. Pierre.....	1	34			
United States.....	5,452	1,562,836			
Uruguay.....	1	703			
Total.....	15,282	8,895,353	Total.....	14,534	7,948,076

SESSIONAL PAPER No. 11

DESCRIPTION OF VESSELS.

	ARRIVED.						DEPARTED.					
	Steamers.		Sailing Vessels.		Total.		Steamers.		Sailing Vessels.		Total.	
	No.	Tons.	No.	Tons.	No.	Tons.	No.	Tons.	No.	Tons.	No.	Tons.
British	3,981	5,541,713	4,765	590,052	8,746	6,131,765	3,619	4,633,606	4,940	599,030	8,559	5,232,630
Foreign	3,036	2,295,182	3,480	558,406	6,536	2,753,588	2,551	2,158,794	3,424	556,652	5,975	2,715,446
Total	7,037	7,746,895	8,245	1,148,458	15,282	8,895,353	6,170	6,792,394	8,364	1,155,682	14,534	7,948,076

6-7 EDWARD VII., A. 1907

No. 11.—SUMMARY STATEMENT of Sea-going Vessels entered Inwards and Outwards in the Dominion of Canada during the Fiscal Year ended June 30, 1906.

NATIONALITIES.	SEA-GOING VESSELS, INWARDS.					SEA-GOING VESSELS, OUTWARDS.					TOTAL SEA-GOING VESSELS, INWARDS AND OUTWARDS.				
	Number of Vessels.	Tons Registered.	Tons Weight.	Tons Measure.	Crew, Number.	Number of Vessels.	Tons Registered.	Tons Weight.	Tons Measure.	Crew, Number.	Number of Vessels.	Tons Registered.	Tons Weight.	Tons Measure.	Crew, Number.
British.....	2,733	5,018,382	1,057,155	285,305	161,981	2,351	4,011,121	2,777,787	709,429	129,963	5,101	9,029,453	3,834,912	994,725	291,884
Canadian.....	5,993	4,113,433	223,356	54,561	63,102	6,298	1,191,509	615,451	105,891	72,228	12,291	2,331,912	868,810	469,455	141,330
Foreign.....	6,536	2,763,588	663,632	37,423	109,960	5,975	2,715,446	1,438,088	505,872	116,381	12,511	5,479,031	2,104,729	543,295	226,341
Total.....	15,262	12,895,353	1,944,143	377,289	311,043	14,531	7,948,076	4,861,329	1,621,186	318,512	29,816	16,843,429	6,805,472	1,998,475	659,555

SESSIONAL PAPER No. 11

No. 12.—SUMMARY STATEMENT of Vessels arrived and departed (exclusive of Coasting Vessels) during the Fiscal Year ended June 30, 1906.

	SEAGOING VESSELS, INWARDS AND OUTWARDS.			VESSELS OF THE INLAND WATERS, BETWEEN CANADA AND THE UNITED STATES.			TOTAL SHIPPING (EXCLUSIVE OF COASTING VESSELS) INWARDS AND OUTWARDS.		
	Number of Vessels.	Tons Register.	Crew Number.	Number of Vessels.	Tons Register.	Crew Number.	Number of Vessels.	Tons Register.	Crew Number.
British.....	5,104	9,059,453	291,884	5,104	9,059,453	291,884
Canadian.....	12,201	2,304,942	141,330	29,038	8,936,973	396,634	32,239	11,241,915	537,964
Foreign.....	12,511	5,479,034	226,341	25,133	8,951,770	294,243	37,644	14,439,804	490,584
Total.....	29,816	16,843,429	659,555	45,171	17,888,743	690,877	74,987	34,732,172	1,320,432

6-7 EDWARD VII., A. 1907

TRADE WITH EACH COUNTRY

No. 13.—STATEMENT of the Number and Tonnage of Sailing and Steam Vessels entered Foreign Countries, distinguishing the Nationality of the Vessels employed in

PORTS AND OUTPORTS AND COUNTRIES WHENCE ARRIVED.	NATIONALITY									
	British.		United States.		Norwegian and Swedish.		Austrian.		Belgian.	
	Vessels.	Tons Register.	Vessels.	Tons Register.	Vessels.	Tons Register.	Vessels.	Tons Register.	Vessels.	Tons Register.
Advocate Harbor, N.S.— United States.....	Sail.	8	2,353	4	1,204					
Alberton, P.E.I.— Newfoundland.....	Sail.	1	83							
Alma, N.B.— United States.....	Sail.			1	56					
Amherst, N.S.— United States.....	Steam.					2	1,390			
"	Sail.	1	397							
Total.....		1	397			2	1,390			
Annapolis Royal, N.S.— Cuba and Porto Rico.....	Sail.									
Germany.....	"					1	985			
Norway and Sweden.....	"					1	968			
Portugal.....	"	1	1,079							
United States.....	"	14	2,178	6	510					
Total.....		15	3,257	6	510	2	1,953			
Apple River, N.S.— United States.....	Sail.	10	1,744	24	5,230					
Arichat, N.S.— Saint Pierre.....	Sail.	2	198							
United States.....	"			15	180					
Sea Fisheries.....	"	75	2,250							
Total.....		77	2,448	15	180					
Aspy Bay, N.S.— Saint Pierre.....	Sail.	2	68							
Baddeck, N.S.— Newfoundland.....	Steam.	1	267							
Baie Verte, N.B.— Great Britain.....	Steam.	1	1,172			8	5,229			
Barrington, N.S.— United States.....	Sail.	1	89	10	554					
Sea Fisheries.....	"	1	42	17	1,025					
Total.....		2	131	27	1,579					
Barton, N.S.— United States.....	Sail.	62	6,170	3	282					
Bathurst, N.B.— Great Britain.....	Steam.	3	5,566							
"	Sail.					4	2,762			
British W. Indies.....	"					1	795			
Germany.....	"					1	578			
Norway and Sweden.....	"					2	1,524			
United States.....	"	2	610							
Total.....		5	6,176			8	5,659			
Bayfield, N.S.— Newfoundland.....	Sail.	6	594							

6-7 EDWARD VII., A. 1907

No. 15.—STATEMENT of the Number and Tonnage of Sailing

PORTS AND OUTPORTS AND COUNTRIES FOR WHICH DEPARTED.	NATIONALITY									
	British.		United States.		Norwegian and Swedish.		Austrian.		Belgian.	
	Vessels.	Tons Register.	Vessels.	Tons Register.	Vessels.	Tons Register.	Vessels.	Tons Register.	Vessels.	Tons Register.
Bear River, N.S.—										
United States..... Sail.	26	2,001	3	1,127						
Dutch W. Indies..... "										
Total.....	26	2,001	3	1,127						
Belleveau's Cove, N.S.—										
British W. Indies..... Sail.	1	149								
Cuba & Porto Rico..... "	1	149								
United States..... "	16	1,841								
Total.....	18	2,139								
Bridgetown, N.S.—										
United States..... Sail.	4	386								
Bridgewater, N.S.—										
Great Britain..... Steam.	2	3,459								
"..... Sail.					2	1,921				
British W. Indies..... "			1	320	2	1,490				
Cuba & Porto Rico..... "	2	633								
Norway and Sweden..... "					1	704				
United States..... Steam.	1	1,609								
"..... Sail.	25	7,894	4	1,938	1	547				
B. Africa..... "					1	1,097				
Total.....	30	13,595	5	2,258	7	5,759				
Buetoche, N.B.—										
Great Britain..... Sail.					2	818				
Campbellton, N.B.—										
Great Britain..... Steam.	3	3,172								
United States..... "	2	3,191								
"..... Sail.			1	549						
Total.....	5	6,363	1	549						
Campobello, N.B.—										
United States..... Steam.	130	22,572	556	12,801						
"..... Sail.	134	729	63	2,594						
Total.....	264	23,301	619	15,395						
Canning, N.S.—										
United States..... Sail.	2	430								
Canso, N.S.—										
Great Britain..... Steam.	1	4,977								
Newfoundland..... Sail.	18	1,335								
United States..... "	6	675	58	4,923						
Sea Fisheries..... Steam.	2	1,968								
"..... Sail.	193	17,857	219	18,296						
Total.....	220	26,812	277	23,219						
Caraquet, N.B.—										
Spain..... Sail.										
Cardigan, P. E. I.—										
United States..... Sail.	1	103								
Sea Fisheries..... "	3	220								
Total.....	4	323								

SESSIONAL PAPER No. 11

and Steam Vessels entered Inwards from Sea, &c.—Continued.

OF VESSELS.

Danish.		French.		German.		Italian.		Russian.		Other Nationalities.			Total.	
Vessels.	Tons Register.	Vessels.	Tons Register.	Vessels.	Tons Register.	Vessels.	Tons Register.	Vessels.	Tons Register.	Names.	Vessels.	Tons Register.	Vessels.	Tons Register.
													3	3,321
													4	545
													11	1,133
													2	96
													1	103
													1	116
		1	116										41	55,234
													17	3,489
													4	110
		1	116										84	64,147
													12	16,012
													7	5,235
													1	539
								1	456				4	3,448
				1	1,035								1	1,035
													1	450
													4	5,660
													2	244
				1	1,035			1	456				32	32,623
													62	8,773
				1	2,053								9	14,223
				1	2,468								4	7,951
													1	1,642
													1	1,770
										Chilian	1	1,672	4	7,431
				2	4,521						1	1,672	81	41,790
													3	625
													6	306
													9	931
													9	291
													35	22,189
3	5,138												14	22,486
													1	122
													14	1,500
													15	1,622
													7	214
													1	49
													8	263
													22	2,162

6-7 EDWARD VII., A. 1907

No. 13.—STATEMENT of the Number and Tonnage of Sailing

PORTS AND OUTPORTS AND COUNTRIES WHENCE ARRIVED.	NATIONALITY									
	British.		United States.		Norwegian and Swedish.		Austrian.		Belgian.	
	Vessels.	Tons Register.	Vessels.	Tons Register.	Vessels.	Tons Register.	Vessels.	Tons Register.	Vessels.	Tons Register.
Comox, B. C.—										
Russia..... Steam.					1	2,088				
United States.....	109	157,061	37	18,674	10	21,435				
Japan..... Sail.	1	1,564	12	12,359						
Japan..... Steam.	5	11,281								
Total.....	115	169,906	49	31,033	11	23,523				
Crofton, B. C.—										
United States..... Steam.	11	3,137								
United States..... Sail.	4	562								
Total.....	15	3,699								
Dalhousie, N. B.—										
Great Britain..... Sail.	2	1,129			15	11,966				
British W. Indies.....					1	878				
Belgium.....					1	1,020				
France.....					2	1,098				
Germany.....					3	2,329				
Norway and Sweden.....					10	9,032				
Spain.....										
United States.....	3	344								
Denmark.....										
British Africa.....					2	2,207				
Iceland.....										
Brazil.....					1	1,149				
Total.....	5	1,473			35	29,679				
Dawson, Y. T.—										
United States..... Steam.	1	408	20	11,574						
United States..... Sail.	2	1,125	5	1,385						
Total.....	3	1,533	25	12,959						
Digby, N. S.—										
Great Britain..... Sail.					1	1,148				
Cuba and Porto Rico.....	1	168								
United States..... Steam.			5	435						
United States..... Sail.	12	2,176	14	345						
Dutch W. Indies.....	1	166								
Total.....	14	2,510	19	780	1	1,148				
Dorchester, N. B.—										
United States..... Sail.	12	2,765								
Douglas, B. C.—										
United States..... Steam.	9	528	28	280						
Economy, N.S.—										
United States..... Sail.	4	333								
Five Islands, N.S.—										
United States..... Sail.	4	302								
Fredericton, N.B.—										
United States..... Sail.	5	496	1	91						
Freeport, N.S.—										
United States..... Sail.	2	135								
Gabarouse, N.S.—										
Sea Fisheries..... Sail.	2	106	1	79						

6-7 EDWARD VII., A. 1907

No. 13.—STATEMENT of the Number and Tonnage of Sailing

PORTS AND OUTPORTS AND COUNTRIES WHENCE ARRIVED.	NATIONALITY									
	British.		United States.		Norwegian and Swedish.		Austrian.		Belgian.	
	Vessels.	Tons Register.	Vessels.	Tons Register.	Vessels.	Tons Register.	Vessels.	Tons Register.	Vessels.	Tons Register.
Gaspé, P.Q.—										
Great Britain..... Sail.					7	6,154				
British W. Indies..... "	1	99								
Newfoundland..... "	1	92								
Brazil..... "					2	2,315				
Germany..... "					1	1,228				
Norway and Sweden..... "					2	1,036				
Spain..... "	1	99								
United States..... "	2	502								
Total.....	5	792			12	10,733				
Georgetown, P.E.I.—										
Newfoundland..... Sail.	7	288								
Saint Pierre..... "	2	156								
United States..... Steam.			1		287					
Sea Fisheries..... Sail.	2	191	1		266					
	6	178	2		164					
Total.....	17	813	4		717					
Halifax, N.S.—										
Great Britain..... Steam.	146	382,946			3	2,860				
"..... Sail.					8	5,522				
British W. Indies..... Steam.	17	15,235			32	21,080				
"..... Sail.	19	3,481								
Newfoundland..... Steam.	56	54,311								
"..... Sail.	139	10,525	2		135					
Belgium..... Steam.	11	63,393								
Brazil..... Sail.	3	715			1	891				
Cuba and Porto Rico..... Steam.					1	1,215				
France..... Sail.	13	2,439								
"..... Steam.	2	5,399								
"..... Sail.					4	2,380				
British Guiana..... Steam.	26	35,319			2	2,513				
Holland..... Sail.										
Italy..... Steam.	1	1,758								
Norway and Sweden..... Steam.	1	2,165								
"..... Sail.					5	3,395				
Portugal..... "	2	197								
Mediterranean Ports..... Steam.	1	1,951								
Saint Pierre..... "	7	1,869								
"..... Sail.	1	78								
Spain..... Steam.	1	1,649								
"..... Sail.					1	441	1	316		
United States..... Steam.	103	119,680	19	15,465	2	2,033				
"..... Sail.	125	26,569	65	10,406						
Sea Fisheries..... Steam.	21	23,727								
Canary Islands..... Sail.										
Cape Verde Islands..... Steam.	1	1,916								
South Sea Fisheries..... Sail.	3	277								
Br. Poss. S. Africa..... Sail.					1	996				
Mexico..... Steam.	4	7,387								
Uruguay..... Sail.	1	99								
Sea Fisheries..... Steam.	7	117								
"..... Sail.	283	9,236	32	2,587						
Total.....	994	772,438	118	28,593	60	43,326	1	316		
Hantsport, N.S.—										
United States..... Steam.	8	48	30	6,290	10	6,989				
"..... Sail.	27	14,202	26	11,438						
Total.....	35	14,250	56	17,728	10	6,989				

SESSIONAL PAPER No. 11

and Steam Vessels entered Inwards from Sea, &c.—Continued.

OF VESSELS.

Danish.		French.		German.		Italian.		Russian.		Other Nationalities.			Total.	
Vessels.	Tons Register.	Vessels.	Tons Register.	Vessels.	Tons Register.	Vessels.	Tons Register.	Vessels.	Tons Register.	Names.	Vessels.	Tons Register.	Vessels.	Tons Register.
													7	6,154
													1	99
													1	92
													1	2,315
													1	1,228
								1	346				1	1,036
													1	445
													1	502
								1	346				18	11,871
													7	288
													2	156
													1	287
													3	457
													8	342
													21	1,530
													149	385,806
													8	5,522
													49	36,315
													19	3,481
													56	54,311
1	323							1	159				143	11,142
													11	63,393
													4	1,606
													1	1,215
													13	2,439
													2	5,399
													4	2,380
													28	37,832
						1	836						1	836
1	1,547												2	3,305
													1	2,165
													5	3,395
													2	197
													1	1,951
		5	2,000										12	3,869
		3	375										4	453
1	1,991												2	3,640
1	324												4	1,784
1	588			6	30,129					Uruguay	1	703	131	167,895
						1	1,144						191	38,119
		5	3,890										26	27,617
								1	348				1	348
													1	1,916
													3	277
													1	996
													4	7,387
													1	99
													7	117
													315	11,823
5	4,773	13	6,265	6	30,129	2	1,980	2	507		1	703	1,202	889,030
													48	13,327
													53	25,640
													101	38,967

6-7 EDWARD VII., A. 1907

No. 13.—STATEMENT of the Number and Tonnage of Sailing

PORTS AND OUTPORTS AND COUNTRIES WHENCE ARRIVED.	NATIONALITY									
	British.		United States.		Norwegian and Swedish.		Austrian.		Belgian.	
	Vessels.	Tons Register.	Vessels.	Tons Register.	Vessels.	Tons Register.	Vessels.	Tons Register.	Vessels.	Tons Register.
Harvey, N.B.—										
Great Britain..... Sail.	1	1,617								
British W. Indies..... "	1	1,351								
France..... "					1	1,427				
United States..... Steam.	3	161								
"..... Sail.	11	2,014	2	307						
Total.....	16	5,143	2	307	1	1,427				
Hillsboro, N.B.—										
Great Britain..... Steam.	1	2,255			6	3,919				
"..... Sail.	23	6,846								
United States..... Steam.	4	8,836			55	38,446				
"..... Sail.			31	17,395						
Total.....	28	17,937	31	17,395	61	42,365				
Isaacs Harbour, N.S.—										
United States..... Sail.	1	99	8	748						
Sea Fisheries..... "			3	262						
Total.....	1	99	11	1,010						
Jordan Bay, N.S.—										
United States..... Sail.	2	146								
Kentville, N.S.—										
United States..... Sail.	4	323								
Kingsport, N.S.—										
United States..... Sail.	5	1,259	5	1,444						
Ladner, B.C.—										
United States..... Steam.	2	137								
Ladysmith, B.C.—										
United States..... Steam.	153	70,944	43	29,380	28	56,801				
"..... Sail.	12	1,782	3	4,131						
Total.....	165	72,726	46	33,511	28	56,801				
La Have, N.S.—										
British W. Indies..... Sail.	3	312								
Newfoundland..... "	1	99								
Brazil..... "	1	632								
Cuba & Porto Rico..... "	3	297								
Spain..... "	1	114								
United States..... "	25	2,788			1	626				
Sea Fisheries..... "	106	8,608	2	175						
Total.....	140	12,850	2	175	1	626				
L'Ardoise, N.S.—										
Sea Fisheries..... Sail.	42	1,902								
Liscombe, N.S.—										
United States..... Sail.			11	990						
Sea Fisheries..... "			25	1,970						
Total.....			36	2,960						
Liverpool, N.S.—										
Newfoundland..... Sail.			4	308						
United States..... "	37	5,091	53	3,633						
Greenland..... "	1	626								
Sea Fisheries..... "			52	4,222						
Total.....	38	5,717	109	8,163						

SESSIONAL PAPER No. 11

and Steam Vessels entered Inwards from Sea, &c.—Continued.

OF VESSELS.

Danish.		French.		German.		Italian.		Russian.		Other Nationalities.			Total.	
Vessels.	Tons Register.	Vessels.	Tons Register.	Vessels.	Tons Register.	Vessels.	Tons Register.	Vessels.	Tons Register.	Names.	Vessels.	Tons Register.	Vessels.	Tons Register.
.....	1	1,617
.....	1	1,351
.....	1	1,427
.....	3	161
.....	1	938	14	3,259
.....	1	938	20	7,815
.....	7	6,174
.....	23	6,846
.....	59	47,282
.....	31	17,395
.....	120	77,697
.....	9	847
.....	3	262
.....	12	1,109
.....	2	146
.....	4	323
.....	10	2,703
.....	2	137
.....	2	5,150	226	162,275
.....	15	5,913
.....	2	5,150	241	168,188
.....	3	312
.....	1	99
.....	1	632
.....	3	297
.....	1	114
.....	26	3,414
.....	108	8,783
.....	143	13,651
.....	42	1,902
.....	11	990
.....	25	1,970
.....	36	2,960
.....	4	308
.....	90	8,724
.....	1	626
.....	52	4,222
.....	147	13,880

6-7 EDWARD VII., A. 1907

No. 13.—STATEMENT of the Number and Tonnage of Sailing

PORTS AND OUTPORTS AND COUNTRIES WHENCE ARRIVED.	NATIONALITY									
	British.		United States.		Norwegian and Swedish.		Austrian.		Belgian.	
	Vessel.	Tons Register.	Vessel.	Tons Register.	Vessel.	Tons Register.	Vessel.	Tons Register.	Vessel.	Tons Register.
Lockeport, N. S.—										
British W. Indies..... Sail.	4	393								
Newfoundland..... " "	2	197								
United States..... " "	3	296	23	973						
Sea Fisheries..... " "	16	619	6	351						
Total.....	25	1,505	29	1,324						
Lord's Cove, N. B.—										
United States..... Steam.	37	2,459	91	806						
" "..... Sail.	101	1,236	165	2,621						
Total.....	138	3,695	259	3,427						
Louisburg, N. S.—										
Great Britain..... Steam.					1	2,522				
British W. Indies..... " "	1	1,506								
Newfoundland..... " "	21	16,522			5	5,487				
" "..... Sail.	15	1,283	7	653						
Brazil..... " "	1	248								
France..... Steam.	1	1,855								
" "..... Sail.										
Norway and Sweden..... Steam.					1	1,646				
Saint Pierre..... " "										
" "..... Sail.	4	328								
Spain..... Steam.	5	8,793								
United States..... " "	59	135,413	1	86	52	121,818				
" "..... Sail.	7	836	15	1,235						
Lasपालmas..... Steam.					1	1,664				
Sea Fisheries..... Sail.	33	1,474	80	6,664						
Total.....	147	168,258	103	8,638	60	133,137				
Lunenburg, N. S.—										
British W. Indies..... Sail.	15	2,574								
Newfoundland..... " "	17	1,503								
Cuba and Porto Rico..... " "	5	645								
Portugal..... " "	1	99								
United States..... " "	32	3,891	1	231						
Sea Fisheries..... " "	203	17,175	5	408						
Total.....	273	25,857	6	639						
Magdalen Islands, P. Q.—										
Newfoundland..... Steam.	1	275								
Saint Pierre..... Sail.										
United States..... " "			10	696						
Total.....	1	275	10	696						
Mahone Bay, N. S.—										
British W. Indies..... Sail.	5	496								
United States..... " "	8	889								
Sea Fisheries..... " "	31	1,753								
Total.....	44	3,138								
Main-à-Dieu, N. S.—										
Sea Fisheries..... Sail.	1	13								
Maitland, N. S.—										
United States..... Sail.	7	940								
Matane, P. Q.—										
Great Britain..... Steam.	1	1,782								
Norway and Sweden..... " "					4	5,943				
" "..... Sail.					1	1,099				
Total.....	1	1,782			5	7,042				

SESSIONAL PAPER No. 11

and Steam Vessels entered Inwards from Sea, &c.—Continued.

OF VESSELS.

Danish.		French.		German.		Italian.		Russian.		Other Nationalities.			Total.	
Vessels.	Tons Register.	Vessels.	Tons Register.	Vessels.	Tons Register.	Vessels.	Tons Register.	Vessels.	Tons Register.	Names.	Vessels.	Tons Register.	Vessels.	Tons Register.
.....													4	393
.....													2	197
.....													26	1,269
.....													22	970
.....													54	2,829
.....													128	3,265
.....													269	3,857
.....													397	7,122
.....													1	2,522
.....													1	1,506
.....													26	22,009
.....													22	1,936
.....													1	248
.....													1	1,855
.....		4	253										4	253
.....													1	1,646
.....		1	400										1	400
.....		8	493										12	821
.....													5	8,793
.....													112	257,317
.....													22	2,071
.....													1	1,664
.....		4	148										117	8,286
.....		17	1,294										327	311,327
.....													15	2,574
.....													17	1,503
.....													5	645
.....													1	99
.....													33	4,122
.....													208	17,583
.....													279	36,526
.....													1	275
.....		5	255										5	255
.....													10	696
.....		5	255										16	1,226
.....													5	496
.....													8	889
.....													31	1,753
.....													44	3,138
.....													1	13
.....													7	940
.....													1	1,782
.....													4	5,943
.....													1	1,099
.....													6	8,824

6-7 EDWARD VII., A. 1907

No. 13.—STATEMENT of the Number and Tonnage of Sailing

PORTS AND OUTPORTS AND COUNTRIES WHENCE ARRIVED.	NATIONALITY									
	British.		United States.		Norwegian and Swedish.		Austrian.		Belgian.	
	Vessels.	Tons Register.	Vessels.	Tons Register.	Vessels.	Tons Register.	Vessels.	Tons Register.	Vessels.	Tons Register.
Meteghan, N. S.—										
Cuba and Porto Rico... Sail.	3	554	2	363						
United States.....	30	2,659								
Total.....	33	3,213	2	363						
Middleton, N. S.—										
United States..... Sail.	2	120								
Moncton, N. B.—										
United States..... Sail.	12	1,825	2	187						
Montague, P. E. I.—										
Newfoundland..... Sail.	3	112								
Saint Pierre.....	2	156								
United States.....	3	263								
Sea Fisheries.....	1	15								
Total.....	9	546								
Montreal, P. Q.—										
Great Britain..... Steam.	317	1,198,781			3	4,337				
..... Sail.					1	1,345				
British W. Indies..... Steam.	9	17,123								
..... Sail.	1	185								
Newfoundland..... Steam.	21	14,543			2	1,304				
Belgium.....	8	27,204								
France.....	2	5,486			2	3,340				
Germany.....	1	2,813								
Holland.....	2	4,245			1	2,418				
Italy.....	4	6,494								
Norway and Sweden.....					1	1,426				
Portugal.....	2	4,146								
United States.....	3	3,429			1	2,788				
..... Sail.					1	796				
British Africa..... Steam.	2	5,754								
..... Sail.										
British Guiana..... Steam.	2	4,634								
Mexico.....	5	9,089								
Total.....	379	1,393,929			12	17,754				
Murray Harbour, P. I. I.—										
Sea Fisheries..... Sail.	21	465								
Musquash, N. B.—										
United States..... Sail.	17	1,341	45	5,884						
Nanaimo, B. C.—										
United States..... Steam.	34	12,840	52	12,996	25	54,905				
..... Sail.	1	131	2	1,147						
Japan..... Steam.										
Total.....	35	12,971	54	14,143	25	54,905				
New Campbellton, N. S.—										
Newfoundland..... Sail.	7	309								
Newcastle, N. B.—										
Great Britain..... Steam.	7	10,165			1	1,667				
..... Sail.					11	7,790				
Norway and Sweden..... Steam.					1	997				
..... Sail.					4	3,285				
Spain..... Steam.	1	2,202								
United States.....	1	1,150								
..... Sail.	3	750								
Total.....	12	14,267			17	13,739				

SESSIONAL PAPER No. 11

and Steam Vessels entered Inwards from Sea, &c.—Continued.

OF VESSELS.

Danish.		French.		German.		Italian.		Russian.		Other Nationalities.			Total.	
Vessels.	Tons Register.	Vessels.	Tons Register.	Vessels.	Tons Register.	Vessels.	Tons Register.	Vessels.	Tons Register.	Names.	Vessels.	Tons Register.	Vessels.	Tons Register.
													3	554
													32	3,022
													35	3,576
													2	120
													14	2,012
													3	112
													2	156
													3	263
													1	15
													9	546
								1	1,147				321	1,204,265
													1	1,345
													9	17,123
													1	185
													23	15,847
													8	27,204
								2	2,542				6	11,368
3	5,006			1	1,289								5	9,108
													3	6,666
													4	6,494
													1	1,426
													2	4,146
													4	6,217
													1	796
													2	5,754
								1	942				1	942
													2	4,634
													5	9,089
3	5,006			1	1,289			4	4,631				399	1,332,609
													21	465
													62	7,225
													111	80,741
													3	1,278
		1	3,186										1	3,186
		1	3,186										115	85,205
													7	309
													8	11,832
						1	755						12	8,545
													1	997
													4	3,285
													1	2,202
													1	1,150
													3	750
						1	755						30	28,761

6-7 EDWARD VII., A. 1907

No. 13.—STATEMENT of the Number and Tonnage of Sailing

PORTS AND OUTPORTS AND COUNTRIES WHENCE ARRIVED.	NATIONALITY									
	British.		United States.		Norwegian and Swedish.		Austrian.		Belgian.	
	Vessels.	Tons Register.	Vessels.	Tons Register.	Vessels.	Tons Register.	Vessels.	Tons Register.	Vessels.	Tons Register.
New London, P. E. I.— Sea Fisheries..... Sail.	4	67								
New Westminster, B. C.— Chili..... Sail.					1	1,547				
United States..... Steam.	124	7,037	18	431						
Sea Fisheries..... Steam.	1	1,047								
Sea Fisheries..... Steam.	6	81								
Sea Fisheries..... Sail.	4	72								
Total.....	135	8,237	18	431	1	1,547				
North East Harbour, N. S.— Cuba and Porto Rico... Sail.	1	118								
United States..... Steam.	2	422	3	39						
Sea Fisheries..... " "	14	251	7	480						
Total.....	17	821	10	519						
North Head, N. B.— United States..... Steam.	136	24,598	3	29						
Sea Fisheries..... Sail.	14	331	42	782						
Total.....	150	24,929	45	811						
Northport, N. S.— Great Britain..... Sail.					4	4,563				
North Sydney, N. S.— Great Britain..... Steam.	3	4,459			7	8,074				
Sea Fisheries..... Sail.					2	823				
British W. Indies..... Steam.	2	2,805			1	633				
Sea Fisheries..... Sail.	1	199								
Newfoundland..... Steam.	227	87,761			24	38,183				
Sea Fisheries..... Sail.	282	24,779	8	717					4	369
Brazil..... " "	2	430								
Norway and Sweden... Steam.					1	2,303				
Sea Fisheries..... Sail.					1	464				
Saint Pierre..... Steam.	19	3,022								
Sea Fisheries..... Sail.	8	638								
Spain..... Steam.	2	3,336			2	3,916				
United States..... " "	5	3,872			5	5,028				
Sea Fisheries..... Sail.	9	697	7	806						
Sea Fisheries..... Steam.					1	1,862				
Sea Fisheries..... Sail.	78	4,579	185	15,790						
Total.....	656	137,177	200	17,313	44	61,286			4	369
Parrsboro', N. S.— Great Britain..... Steam.	1	2,343								
Sea Fisheries..... Sail.					1	499				
United States..... Steam.	21	17,129			40	30,918				
Sea Fisheries..... Sail.	122	28,674								
Total.....	114	48,146			41	31,417				
Paspébiac, P. Q.— Great Britain..... Sail.	1	241			4	2,374				
British W. Indies..... " "	5	733								
Brazil..... " "	2	416								
France..... " "					3	1,909				
Norway and Sweden... " "					2	1,329				
Saint Pierre..... " "	1	148								
Spain..... " "	2	339								
United States..... " "	7	2,480								
Total.....	18	4,357			9	5,612				

SESSIONAL PAPER No. 11

and Steam Vessels entered Inwards from Sea, &c.—Continued.

OF VESSELS.

Danish.		French.		German.		Italian.		Russian.		Other Nationalities.			Total.	
Vessels.	Tons Register.	Vessels.	Tons Register.	Vessels.	Tons Register.	Vessels.	Tons Register.	Vessels.	Tons Register.	Names.	Vessels.	Tons Register.	Vessels.	Tons Register.
													4	67
													1	1,547
													142	7,468
													1	1,047
													6	81
													4	72
													154	10,215
													1	148
													5	461
													21	731
													27	1,340
													139	24,627
													56	1,113
													195	25,740
													4	4,563
								1	382				10	12,533
													3	1,205
													3	3,438
													1	199
										Dutch	3	2,443	252	128,387
		1	55								1	169	296	26,089
													2	430
													1	2,303
													1	464
		6	2,400										25	5,422
		28	2,651										36	3,289
2	2,319												4	7,852
													12	11,219
													16	1,503
													1	1,862
		112	6,147										375	26,516
2	2,319	147	11,253					1	382		4	2,612	1,038	232,711
													1	2,343
													1	499
													61	48,047
													122	28,674
													185	79,563
													5	2,615
													5	733
													2	416
													3	1,909
													2	1,329
													1	148
													2	339
													7	2,480
													27	9,969

6-7 EDWARD VII., A. 1907

No. 13.—STATEMENT of the Number and Tonnage of Sailing

PORTS AND OUTPORTS AND COUNTRIES WHENCE ARRIVED.	NATIONALITY									
	British.		United States.		Norwegian and Swedish.		Austrian.		Belgian.	
	Vessels.	Tons Register.	Vessels.	Tons Register.	Vessels.	Tons Register.	Vessels.	Tons Register.	Vessels.	Tons Register.
Percé, P. Q.—										
Great Britain.....	Sail.				1	1,453				
British W. Indies.....	"	1	99							
Newfoundland.....	"				1	891				
France.....	"				1	672				
Norway and Sweden.....	"				3	2,680				
Sea Fisheries.....	"	2	160	12	950					
Total.....		3	259	12	950	6	5,696			
Pictou, N. S.—										
Great Britain.....	Steam.				3	4,882				
France.....	Sail.	1			1	627				
United States.....	Steam.	1	2,259		1	1,215				
".....	Sail.	12	1,486	1	279					
Total.....		13	3,745	1	279	5	6,724			
Port Greville, N. S.—										
United States.....	Sail.	48	15,961							
Port Hastings, N. S.—										
Newfoundland.....	Steam.	1	872							
Norway and Sweden.....	"				1	398				
United States.....	Sail.	4	379							
Total.....		5	1,251			1	398			
Port Hawkesbury, N. S.—										
British W. Indies.....	Steam.	1	603							
".....	Sail.	5	652							
Newfoundland.....	"	8	698							
Cuba and Porto Rico.....	"	1	99							
France.....	"	1	99							
Portugal.....	"	1	99							
Saint Pierre.....	"	1	98							
United States.....	Steam.	30	30,977	16	14,364					
".....	Sail.	9	1,485	9	916					
Sea Fisheries.....	"	58	4,335	33	2,570					
Total.....		115	39,145	58	17,850					
Port Hood, N. S.—										
Sea Fisheries.....	Sail.			2	183					
Port La Tour, N. S.—										
United States.....	Sail.			1	61					
Sea Fisheries.....	"			2	167					
Total.....				3	228					
Port Medway, N. S.—										
Belgium.....	Sail.				1	1,177				
United States.....	"	2	197	2	164					
French W. Indies.....	"	1	99							
Sea Fisheries.....	"	1	99							
Total.....		4	395	2	164	1	1,177			
Port Morien, N. S.—										
Newfoundland.....	Steam.	1	435			1	652			
United States.....	"	2	870							
Sea Fisheries.....	Sail.	1	99							
Total.....		4	1,404			1	652			

6-7 EDWARD VII., A. 1907

No. 13.—STATEMENT of the Number and Tonnage of Sailing

PORTS AND OUTPORTS AND COUNTRIES WHENCE ARRIVED.	NATIONALITY									
	British.		United States.		Norwegian and Swedish.		Austrian.		Belgian.	
	Vessels.	Tons Register.	Vessels.	Tons Register.	Vessels.	Tons Register.	Vessels.	Tons Register.	Vessels.	Tons Register.
Port Mulgrave, N.S.—										
British W. Indies..... Steam.	1	603								
Newfoundland..... Sail.	3	528								
Saint Pierre..... " "	3	254								
United States..... Steam.	1	82	1	94						
Sea Fisheries..... " "	13	1,200	12	877						
Total.....	23	2,647	15	1,109						
Port Simpson, B.C.—										
United States..... Steam.	58	29,702	24	851						
" "..... Sail.	1	7	1	771						
Total.....	59	29,709	25	1,622						
Port Williams, N.S.—										
United States..... Sail.	1	299								
Pubnico, N.S.—										
United States..... Sail.	3	150	26	773						
Sea Fisheries..... " "	33	788	27	1,897						
Total.....	36	938	53	2,670						
Pugwash, N.S.—										
Great Britain..... Steam.	1	1,267			1	1,486				
Norway and Sweden... Sail.					1	768				
United States..... Steam.	2	3,388								
Total.....	3	4,655			2	2,254				
Quebec, P.Q.—										
Great Britain..... Steam.	232	913,307			1	1,581				
" "..... Sail.					1	545				
British W. Indies..... Steam.	3	7,898								
" "..... Sail.	2	578								
Newfoundland..... Steam.	1	155								
Belgium..... Steam.	28	132,080								
Cuba & Porto Rico... Sail.	2	379								
France..... Steam.	14	36,881			1	1,477				
Germany..... Steam.	1	2,813								
Holland..... " "	2	4,247								
Spain..... " "	3	4,990								
United States..... Steam.	3	5,419								
Sea Fisheries..... " "	21	4,021								
" "..... Sail.	21	1,340								
Total.....	333	1,114,108			3	3,603				
Richibucto, N.B.—										
Great Britain..... Sail.					1	167				
France..... " "										
Norway and Sweden... " "					2	697				
United States..... " "	1	149								
Total.....	1	149			3	864				
Rimouski, P.Q.—										
Great Britain..... Steam.	2	3,564								
Germany..... Sail.										
Norway and Sweden... Steam.					7	10,139				
" "..... Sail.					5	4,994				
Total.....	2	3,564			12	15,133				

SESSIONAL PAPER No. 11

and Steam Vessels entered Inwards from Sea, &c.—Continued.

OF VESSELS.

Danish.		French.		German.		Italian.		Russian.		Other Nationalities.			Total.	
Vessels.	Tons Register.	Vessels.	Tons Register.	Vessels.	Tons Register.	Vessels.	Tons Register.	Vessels.	Tons Register.	Names.	Vessels.	Tons Register.	Vessels.	Tons Register.
.....	1	603
.....	5	528
.....	3	234
.....	2	176
.....	12	877
.....	Saint Pierre.	1	34	16	1,372
.....	1	34	39	3,790
.....	82	30,553
.....	2	778
.....	84	31,331
.....	1	290
.....	29	923
.....	60	2,685
.....	89	3,608
.....	Dutch.	1	1,299	3	4,052
.....	1	768
.....	2	3,388
.....	1	1,299
.....	6	8,208
.....	233	914,888
.....	1	545
.....	3	7,898
.....	2	378
.....	1	155
.....	28	132,080
.....	2	2,542	2	379
.....	17	40,900
3	5,006	1	1,289	5	9,108
.....	2	4,247
2	3,365	3	4,990
1	81	5	8,784
.....	21	4,021
.....	22	1,421
6	8,452	1	1,289	2	2,542	345	1,129,994
1	252	2	659	4	1,078
1	286	1	224	2	510
.....	2	697
.....	1	149
2	538	3	883	9	2,434
.....	2	3,564
.....	1	1,035	1	1,035
.....	7	10,139
.....	5	4,994
.....	1	1,035	15	19,732

6-7 EDWARD VII., A. 1907

No. 13.—STATEMENT of the Number and Tonnage of Sailing

PORTS AND OUTPORTS AND COUNTRIES WHENCE ARRIVED.	NATIONALITY									
	British.		United States.		Norwegian and Swedish.		Austrian.		Belgian.	
	Vessels.	Tons Register.	Vessels.	Tons Register.	Vessels.	Tons Register.	Vessels.	Tons Register.	Vessels.	Tons Register.
River Bourgeois, N.S.— Sea Fisheries..... Sail.	53	1,464								
River Hebert, N.S.— United States..... Sail.	40	4,748	20	4,358						
Riviere du Loup, P.Q.— Great Britain..... Steam.	1	1,774								
..... Sail.					1	229				
Total.....	1	1,774			1	229				
Rustico, P.E.I.— United States..... Sail.	1	74								
Sea Fisheries..... "	1	10								
Total.....	2	84								
St. Andrews, N.B.— United States..... Steam.	2	364	337	33,756						
..... Sail.	18	1,773	200	3,115						
Total.....	20	2,137	537	36,871						
St. Annes, N.S.— Great Britain..... Sail.										
Newfoundland..... "	7	461								
Saint-Pierre..... "										
United States..... Steam.					4	2,646				
Total.....	7	461			4	2,646				
St. George, N.B.— United States..... Steam.	7	520	12	190						
..... Sail.	30	689	199	6,731						
Total.....	37	1,209	211	6,921						
St. John, N.B.— Great Britain..... Steam.	163	465,184			1	1,426				
..... Sail.					3	1,782				
British W. Indies..... Steam.	26	36,748			13	8,066				
..... Sail.	7	1,263	1	320	1	882				
Cuba & Porto Rico..... "	8	1,420								
Germany..... "					2	1,538				
Norway and Sweden..... "					1	1,046				
Portugal..... Steam.	1	1,795								
United States..... Steam.	20	15,866	243	283,773	1	1,376				
..... Sail.	474	48,928	321	50,733						
British S. Africa..... Steam.	3	8,559								
Spanish Poss. in Africa..... "	1	1,795								
Iceland..... Sail.										
Sea Fisheries..... Sail.	158	6,147								
Total.....	861	587,705	565	334,826	22	16,116				
St. Martins, N.B.— United States..... Sail.	27	2,557	3	79						
St. Peters, N.S.— Sea Fisheries..... Sail.	4	58	7	596						
St. Stephen, N.B.— United States..... Steam.	47	9,212	36	619						
..... Sail.	110	2,019	181	4,477						
Total.....	157	11,231	217	5,096						
Sackville, N.B.— United States..... Sail.	36	5,200	4	739						

SESSIONAL PAPER No. 11

and Steam Vessels entered Inwards from Sea, &c.—Continued.

OF VESSELS.

Danish.		French.		German.		Italian.		Russian.		Other Nationalities.			Total.	
Vessels.	Tons Register.	Vessels.	Tons Register.	Vessels.	Tons Register.	Vessels.	Tons Register.	Vessels.	Tons Register.	Names.	Vessels.	Tons Register.	Vessels.	Tons Register.
													53	1,464
													60	9,106
													1	1,774
													1	229
													2	2,003
													1	74
													1	10
													2	84
													339	34,120
													218	4,888
													557	39,008
		8	318										8	318
		2	62										7	461
													2	62
													4	2,646
		10	380										21	3,487
													19	710
													229	7,420
													248	8,130
2	2,926												166	469,536
													3	1,782
													39	44,814
													9	2,465
													8	1,420
								1	852				3	2,390
													1	1,046
													1	1,795
													264	301,015
													797	101,187
						2	1,526						3	8,559
													1	1,795
1	227												1	227
													158	6,147
3	3,153					2	1,526	1	852				1,454	944,178
													30	2,636
													11	654
													83	9,831
													291	6,496
													374	16,327
													40	5,939

6-7 EDWARD VII., A. 1907

No. 13.—STATEMENT of the Number and Tonnage of Sailing

PORTS AND OUTPORTS AND COUNTRIES WHENCE ARRIVED.	NATIONALITY									
	British.		United States.		Norwegian and Swedish.		Austrian.		Belgian.	
	Vessels.	Tons Register.	Vessels.	Tons Register.	Vessels.	Tons Register.	Vessels.	Tons Register.	Vessels.	Tons Register.
Salmon River, N.S.—										
United States Sail.	11	741								
Sea Fisheries "	17	327								
Total	28	1,068								
Sandy Cove, N.S.—										
United States Sail.	1	168								
Shediac, N.B.—										
Great Britain Sail.					3	1,836				
France Sail.					4	2,029				
Norway and Sweden "					1	588				
Total					8	4,453				
Street Harbour, N.S.—										
United States Sail.										
Sea Fisheries "	1	37								
Total	1	37								
Sherburne, N.S.—										
Great Britain Steam.	1	2,434								
" Sail.					1	1,260				
British W. Indies "	4	494								
Newfoundland "			1	57						
United States "	12	2,141	79	6,135						
Sea Fisheries "	53	2,119	104	8,053						
Total	70	7,188	184	14,245	1	1,260				
Sherbrooke, N.S.—										
Great Britain Sail.					2	923				
Newfoundland Steam.					2	1,948				
United States Sail.	1	191	1	230						
Total	1	191	1	230	4	2,871				
Shippigan, N.B.—										
Great Britain Sail.	2	243								
British W. Indies "	1	99								
Spain "	1	99								
Total	4	441								
Souris, P. E. I.—										
Great Britain Sail.										
Newfoundland Steam.	1	372								
" Sail.	2	125								
Saint Pierre "	7	664								
United States "	1	96	1	99						
Sea Fisheries "	3	144								
Total	14	1,401	1	99						
Stickeen, B. C.—										
United States Steam.	7	1,865								
Summerside, P. E. I.—										
United States Sail.	3	343	1	217						

6-7 EDWARD VII., A. 1907

No. 13.—STATEMENT of the Number and Tonnage of Sailing

PORTS AND OUTPORTS AND COUNTRIES WHENCE ARRIVED.	NATIONALITY									
	British		United States.		Norwegian and Swedish.		Austrian.		Belgian.	
	Vessels.	Tons Register.	Vessels.	Tons Register.	Vessels.	Tons Register.	Vessels.	Tons Register.	Vessels.	Tons Register.
Vancouver— <i>Con.</i>										
Sea Fisheries..... Steam.	2	203	57	6,009						
" "..... Sail.	1	144								
New Zealand..... Steam.	1	2,284								
Total.....	473	385,218	366	275,270	3	3,627				
Victoria, B. C.—										
Great Britain..... Steam.	13	64,576								
" "..... Sail.	4	6,580								
Australia..... Steam.	13	31,089								
Japan..... " "	3	6,945								
China..... " "	25	73,138	15	68,573						
Chili..... " "	2	4,506								
" "..... Sail.	1	1,949								
Peru..... " "	1	2,070			1	1,395				
Mexico..... " "	2	5,322								
United States..... Steam.	457	202,335	449	419,282	3	5,528				
" "..... Sail.	3	6,061	8	2,114						
Hawaiian Islands..... " "	1	1,262								
Panama..... Steam.	3	6,505								
Sea Fisheries..... Sail.	24	1,793								
Total.....	552	414,131	472	489,969	4	6,923				
Walton, N. S.—										
United States..... Sail.	36	16,398	11	4,491						
Westport, N. S.—										
United States..... Sail.	2	247	7	78						
Weymouth, N. S.—										
Great Britain..... Sail.					1	720				
Brazil..... " "					4	3,236				
Spain..... " "	1	470								
United States..... " "	15	2,521	7	2,225						
Total.....	16	2,991	7	2,225	5	3,956				
Windsor, N. S.—										
Great Britain..... Steam.					1	699				
Newfoundland..... Sail.	8	956								
United States..... Steam.					15	10,136				
" "..... Sail.	51	34,419	42	42,134						
Total.....	59	35,375	42	42,134	16	10,835				
Wolfville, N. S.—										
United States..... Sail.	10	1,850								
Yarmouth, N. S.—										
Great Britain..... Steam.	1	1,723			3	2,896				
British W. Indies..... Sail.	4	715								
Italy..... " "										
Norway and Sweden..... " "					5	5,138				
United States..... Steam.	188	136,048								
" "..... Sail.	46	6,974	5	3,107						
Argentine Republic..... " "					1	1,232				
Sea Fisheries..... " "	195	6,795	202	14,381						
Total.....	434	152,255	207	17,488	9	9,266				

SESSIONAL PAPER No. 11

and Steam Vessels entered Inwards from Sea, &c. - Continued.

OF VESSELS.

Danish.		French.		German.		Italian.		Russian.		Other Nationalities.			Total.	
Vessels.	Tons Register.	Vessels.	Tons Register.	Vessels.	Tons Register.	Vessels.	Tons Register.	Vessels.	Tons Register.	Names.	Vessels.	Tons Register.	Vessels.	Tons Register.
...	59	6,212
...	1	144
...	1	2,284
...	8	15,640	1	1,338	851	681,093
...	13	64,576
...	4	6,580
...	Japanese	13	50,297	13	31,089
...	16	57,242
...	40	141,711
...	2	4,506
...	1	1,643	2	3,592
...	2	3,465
...	1	2,115	3	7,437
...	3	7,904	Japanese	7	27,046	919	662,095
...	Mexican	1	145	12	8,320
...	1	1,262
...	3	6,505
...	24	1,793
...	5	11,662	21	77,488	1,054	1,000,173
...	47	20,889
...	9	325
...	1	994	2	1,714
...	4	3,236
...	2	1,398	1	470
...	24	6,144
...	3	2,392	31	11,564
...	1	699
...	8	956
...	15	10,136
...	93	76,553
...	117	88,344
...	10	1,850
...	4	4,619
...	4	715
...	1	1,484	1	1,484
...	5	5,138
...	188	136,048
...	1	1,384	52	11,465
...	1	1,232
...	397	21,176
...	2	2,868	652	181,877

6-7 EDWARD VII., A. 1907

No. 14.—SUMMARY STATEMENT of the Nationality of Sea-going Vessels entered

COUNTRIES FROM WHICH ARRIVED.	NATIONALITY											
	British.		United States.		Norwegian and Swedish.		Austrian.		Belgian.		Danish.	
	Vessels.	Tons Register.	Vessels.	Tons Register.	Vessels.	Tons Register.	Vessels.	Tons Register.	Vessels.	Tons Register.	Vessels.	Tons Register.
Great Britain.....	1,009	3,262,973			142	135,905					8	9,810
Australia.....	26	62,178									2	365
British Africa.....	7	19,500			4	4,300						
British Guiana.....	29	41,955			2	2,513						
British West Indies.....	147	103,601	2	640	51	33,824						
Newfoundland.....	946	259,287	22	1,870	119	228,530			4	369	1	323
New Zealand.....	1	2,284										
Argentina.....					1	1,232						
Azores, Madeira and Cape Verde Islands.....	1	1,916										
Belgium.....	47	222,677			2	2,197						
Brazil.....	9	2,441			9	8,130						
Central Am. States.....												
Chile.....	8	15,665			1	1,547						
China.....	27	77,152	16	70,042								
Cuba and Porto Rico.....	40	6,931			1	1,215						
Denmark.....											1	147
Dutch East Indies.....	1	2,851										
Dutch West Indies.....	1	166										
France.....	20	49,720			19	14,959					1	286
French West Indies.....	1	99										
Germany.....	2	5,626			8	6,658					6	10,012
Greenland.....	1	626										
Hawaii.....	2	3,310										
Holland.....	4	8,495			1	2,418						
Iceland.....											2	408
Italy.....	5	8,252									1	1,547
Japan.....	38	110,932			1	1,209						
Mediterranean Ports.....	1	1,951										
Mexico.....	14	27,296										
Norway and Sweden.....	1	2,165			69	70,149						
Panama.....	5	9,968										
Peru.....	5	6,934			1	1,395						
Portugal.....	8	7,415										
Russia.....					1	2,088						
Sea.....	24	26,679			1	1,862						
Sea Fisheries.....	1,827	98,556	1,099	88,647							1	81
South Sea Seal Fisheries.....	3	277										
Spain.....	19	23,945			4	4,807	1	316			3	2,668
Spanish Africa.....	1	1,795			1	1,664						
St. Pierre.....	70	8,131										
United States.....	4,395	1,647,707	4,313	1,401,637	288	407,626					5	6,272
Uruguay.....	1	99										
Total.....	8,746	6,131,765	5,452	1,562,836	726	934,228	1	316	4	369	31	31,919

SESSIONAL PAPER No. 11

Inwards from Sea from each Country, during the Fiscal year ending June 30, 1906.

OF VESSELS.

French.		German.		Italian.		Russian.		Other Nationalities.			Total.	
Vessels.	Tons Register.	Vessels.	Tons Register.	Vessels.	Tons Register.	Vessels.	Tons Register.	Names.	Vessels.	Tons Register.	Vessels.	Tons Register.
8	318			2	1,749	10	5,811	Dutch	1	1,299	1,180	3,417,865
											26	62,178
											14	25,107
											31	44,468
											200	138,065
1	55					1	159	Dutch	4	2,612	1,098	493,205
											1	2,284
											1	1,232
											1	1,916
											50	225,944
											18	10,571
		1	1,399								1	1,399
		1	1,643					Chilian.....	2	3,010	12	21,865
		1	2,468					Spanish.....	1	149	44	149,662
											42	8,295
											1	147
		1	1,165								2	4,016
											1	166
4	253			1	969	5	5,308				50	71,495
											1	99
		3	3,613			1	852				20	26,761
											1	626
				1	836						2	3,310
											6	11,749
				1	1,484						2	408
											7	11,283
1	3,186	2	3,720					Japanese.....	13	50,297	55	169,344
		1	2,115								1	1,951
											15	29,321
											71	72,770
											5	9,968
		2	4,315								8	12,644
		1	1,035								9	8,450
											1	2,088
5	3,890										30	32,431
121	6,637							St. Pierre.....	1	34	3,049	194,255
											3	277
						2	594	Uruguay.....	1	703	30	33,033
						1	348				3	3,807
76	9,936										146	18,067
								Dutch	1	398		
		23	71,677	10	10,224			{ Mexican.....	1	145	9,043	3,572,732
								{ Japanese.....	7	27,046		
											1	99
[216	24,275	36	93,150	15	15,262	23	15,540		32	85,693	15,282	8,895,353

SESSIONAL PAPER No. 11

AND NATIONALITY OF VESSELS.

entered outwards, *for Sea*, at each of the undermentioned Ports and Outports of the Vessels employed in the trade with each country, during June 30, 1906.

OF VESSELS.

Danish.		French.		German.		Italian.		Russian.		Other Nationalities.		Total.		
Vessels.	Tons Register.	Vessels.	Tons Register.	Vessels.	Tons Register.	Vessels.	Tons Register.	Vessels.	Tons Register.	Names.	Vessels.	Tons Register.	Vessels.	Tons Register.
													15	3,874
													1	99
													1	83
													1	98
													3	280
													2	146
													2	1,390
													1	397
													3	1,787
													5	1,101
													13	3,770
										Spanish.	1	149	2	535
													14	664
													4	3,698
													1	149
													38	9,768
													44	8,919
													2	198
													99	3,737
													101	3,935
													2	68
													6	1,602
		1	50										1	50
													1	97
		1	50										8	1,749
													2	2,498
													9	4,746
													11	7,244
													6	258
													24	1,386
													30	1,644
													58	5,780

6-7 EDWARD VII., A. 1907

No. 15.—STATEMENT of the Number and Tonnage of Sailing

PORTS AND OUTPORTS AND COUNTRIES FOR WHICH DEPARTED.	NATIONALITY									
	British.		United States.		Norwegian and Swedish.		Austrian.		Belgian.	
	Vessels.	Tons Register.	Vessels.	Tons Register.	Vessels.	Tons Register.	Vessels.	Tons Register.	Vessels.	Tons Register.
Canso, N. S.—										
Newfoundland..... Steam.	1	984								
Sail.	3	245								
Saint Pierre..... " "	1	78								
United States..... " "	7	728	13	824						
Sea Fisheries..... Steam.	4	12,410								
Sail.	221	19,221	278	23,209						
Total.....	237	33,666	291	24,033						
Cardigan, P. E. I.—										
Saint Pierre..... Sail.	3	220								
United States..... " "	6	614								
Sea Fisheries..... " "			1	42						
Total.....	9	834	1	42						
Charlottetown, P. E. I.—										
Newfoundland..... Steam.	54	31,410			3	2,052				
Sail.	3	127								
Saint Pierre..... " "	2	156								
United States..... Steam.	29	30,442	14	11,364						
Sail.	4	520								
British Guiana..... " "	1	266								
Sea Fisheries..... " "	1	65								
Total.....	94	62,986	14	14,364	3	2,052				
Chatham, N. B.—										
Great Britain..... Steam.	16	25,467			6	7,751				
Sail.	1	596			14	13,222				
Norway and Sweden..... " "										
United States..... Steam.					1	1,434				
Sail.	12	2,298	2	561						
Sea Fisheries..... " "	5	64								
Total.....	34	28,425	2	561	21	22,407				
Chemainus, B. C.—										
Great Britain..... Sail.	1	1,642								
United States..... Steam.	10	693	17	1,671						
New Zealand..... Sail.	1	1,119								
Australia..... Steam.	1	2,072								
Sail.	3	4,111	2	3,041						
British Africa..... " "	2	3,652	1	1,469						
Chili..... " "	6	12,848								
Total.....	24	26,137	20	6,181						
Chester, N. S.—										
Cuba and Porto Rico... Sail.	1	188								
United States..... " "	1	422								
Sea Fisheries..... " "	1	15	2	155						
Total.....	3	625	2	155						
Cheticamp, N. S.—										
Saint Pierre..... Sail.	11	372								
Cheverie, N. S.—										
United States..... Sail.	14	2,063	16	9,013						
Chicoutimi, Que.—										
Great Britain..... Steam.	6	12,796			9	12,467				

SESSIONAL PAPER No. 11

and Steam Vessels entered Outwards for Sea, &c.—Continued.

OF VESSELS.

Danish.		French.		German.		Italian.		Russian.		Other Nationalities.			Total.	
Vessels.	Tons Register.	Vessels.	Tons Register.	Vessels.	Tons Register.	Vessels.	Tons Register.	Vessels.	Tons Register.	Names.	Vessels.	Tons Register.	Vessels.	Tons Register.
													1	984
													3	245
													1	78
													20	1,552
													4	12,410
													499	42,430
													528	57,699
													3	220
													6	614
													1	42
													10	876
													57	33,462
													3	127
													3	272
		1	116										43	44,806
													4	520
													1	266
													1	65
		1	116										112	79,518
													22	33,218
								1	456				16	14,274
		2	1,126										2	1,126
													1	1,434
													14	2,859
													5	64
		2	1,126					1	456				60	52,975
				1	2,054								2	3,696
													27	2,364
													1	1,119
													1	2,072
				1	2468								6	9,620
													3	5,121
													6	12,848
				2	4,522								46	36,840
													1	188
													1	422
													3	170
													5	780
													11	372
													30	11,076
6	9,613												21	34,876

6-7 EDWARD VII., A. 1907

No. 15.—STATEMENT of the Number and Tonnage of Sailing

PORTS AND OUTPORTS AND COUNTRIES FOR WHICH DEPARTED.	NATIONALITY									
	British.		United States.		Norwegian and Swedish.		Austrian.		Belgian.	
	Vessel.	Tons Register.	Vessel.	Tons Register.	Vessel.	Tons Register.	Vessel.	Tons Register.	Vessel.	Tons Register.
Church Point, N.S.—										
British W. Indies..... Sail.	1	162								
Cuba and Porto Rico... "	1	162								
United States..... "	13	1,394								
Total.....	15	1,718								
Clark's Harbour, N.S.—										
United States..... Sail.			7	228						
Sea Fisheries..... "			1	83						
Total.....			8	311						
Clementsport, N.S.—										
United States..... Sail.	25	2,493								
Comox, B.C.—										
Italy..... Steam.	1	2,110								
Russia..... "					1	2,088				
United States..... "	106	135,335	32	39,794						
"..... Sail.	1	1,564	12	12,359						
Japan..... Steam.	6	16,856								
China..... "	1	2,653								
Sea Fisheries..... "			18	1,908						
Total.....	115	158,518	62	54,061	1	2,088				
Crapaud, P.E.I.—										
United States..... Sail.	4	358								
Dalhousie, N.B.—										
Great Britain..... Steam.					1	1,426				
"..... Sail.	2	1,129			18	15,126				
British W. Indies..... "	2	395								
United States..... "	4	735	2	649						
Total.....	8	2,259	2	649	19	16,552				
Dawson, Y.T. —										
United States..... Steam.	1	639								
Digby, N.S.—										
Cuba and Porto Rico... Sail.	1	272								
United States..... "	8	809	16	741						
Total.....	9	1,081	16	741						
Dorchester, N.B.—										
United States..... Sail.	15	1,540								
Douglas, B.C.—										
United States..... Steam.	9	376	31	317						
Economy, N.S.—										
United States..... Sail.	1	98								
Five Islands, N.S.—										
United States..... Sail.	11	1,488								
Fredericton, N.B.—										
United States..... Sail.	5	495	1	91						
Freeport, N.S.—										
United States..... Sail.	1	46								
Gabarouse, N.S.—										
Sea Fisheries..... Sail.	2	106	2	154						

6-7 EDWARD VII., A. 1907

No. 15.—STATEMENT of the Number and Tonnage of Sailing

PORTS AND OUTPORTS AND COUNTRIES FOR WHICH DEPARTED.	NATIONALITY									
	British		United States.		Norwegian and Swedish.		Austrian.		Belgian.	
	Vessels.	Tons Register.	Vessels.	Tons Register.	Vessels.	Tons Register.	Vessels.	Tons Register.	Vessels.	Tons Register.
Gaspé, Que.—										
Great Britain.....	Sail.	1	147			14	12,25			
British W. Indies.....	"	2	398							
Newfoundland.....	"	1	99							
Brazil.....	"	1	199							
Cuba and Porto Rico.....	"	1	1,811							
Portugal.....	"	1	99							
Saint Pierre.....	"	1	99							
United States.....	"	10	1,902	1	278					
Total.....		18	4,754	1	279	14	12,25			
Georgetown, P.E.I.—										
Newfoundland.....	Sail.	6	259							
United States.....	Steam.			1	287					
"	Sail.	1	99	1	72					
Sea Fisheries.....	"	8	343	2	164					
Total.....		15	701	4	523					
Ibbrand River, P.E.I.—										
Newfoundland.....	Sail.	2	89							
Halifax, N.S.—										
Great Britain.....	Steam.	124	329,619			4	4,625			
"	Sail.	1	1,333			20	13,099			
British W. Indies.....	Steam.	39	42,349			34	23,465			
"	Sail.	2	295							
Newfoundland.....	Steam.	53	48,816							
"	Sail.	153	12,035	3	184					
Brazil.....	"	2	416							
Cuba and Porto Rico.....	Steam.	1	1,815			3	2,807			
"	Sail.	2	448							
France.....	Steam.									
Germany.....	"									
Italy.....	"									
Norway and Sweden.....	Sail.					2	1,307			
Portugal.....	"	1	99							
Saint Pierre.....	Steam.	7	1,869							
"	Sail.	1	78							
Spain.....	"									
United States.....	Steam.	150	261,232	20	15,526					
"	Sail.	90	19,838	12	4,119					
Republic of Panama.....	"	1	99							
Mexico.....	Steam.	12	21,936							
British Africa.....	"	1	2,794							
Sea Fisheries.....	"	8	455							
"	Sail.	324	17,972	78	6,639					
Total.....		972	763,498	113	26,468	63	45,303			
Hantsport, N.S.—										
Cuba and Porto Rico.....	Sail.	1	440	2	912					
United States.....	Steam.	8	848	31	6,453					
"	Sail.	27	4,432	6	1,784					
Total.....		36	5,720	39	9,149					
Harvey, N.B.—										
Great Britain.....	Sail.	3	4,597			3	3,004			
United States.....	Steam.	2	112							
"	Sail.	13	2,308	4	862					
Total.....		18	7,017	4	862	3	3,004			

SESSIONAL PAPER No. 11

and Steam Vessels entered Outwards for Sea, &c.—Continued.

OF VESSELS.

Danish.		French.		German.		Italian.		Russian.		Other Nationalities.			Total.	
Vessels.	Tons Register.	Vessels.	Tons Register.	Vessels.	Tons Register.	Vessels.	Tons Register.	Vessels.	Tons Register.	Names.	Vessels.	Tons Register.	Vessels.	Tons Register.
...	15	12,410
...	2	398
...	1	99
...	1	199
...	1	1,811
...	1	99
...	1	99
...	11	2,181
...	33	17,296
...	6	259
...	1	287
...	2	171
...	10	507
...	19	1,224
...	2	89
...	128	334,244
1	324	2	1,974	24	16,730
...	73	65,814
...	2	295
...	53	48,816
...	156	12,219
...	2	416
1	588	5	5,210
...	2	448
...	...	1	976	1	976
...	3	18,405	3	18,405
...	1	3,176	1	3,176
...	2	1,307
...	1	99
...	...	5	2,000	12	3,869
...	...	3	375	4	453
...	2	707
...	2	8,548	Spanish.	2	707	172	285,306
1	324	103	24,281
...	1	99
...	12	21,936
...	1	2,794
...	8	455
...	402	24,611
3	1,236	9	3,351	6	30,129	2	1,974	2	707	1,170	872,666
...	3	1,352
...	39	7,301
...	33	6,216
...	75	14,869
...	2	2,377	8	9,978
...	2	2,377	2	112
...	17	3,170
...	2	2,377	27	13,260

6-7 EDWARD VII., A. 1907

No. 15.—STATEMENT of the Number and Tonnage of Sailing

PORTS AND OUTPORTS AND COUNTRIES FOR WHICH DEPARTED.	NATIONALITY									
	British.		United States.		Norwegian and Swedish.		Austrian.		Belgian.	
	Vessels.	Tons Register.	Vessel.	Tons Register.	Vessels.	Tons Register.	Vessels.	Tons Register.	Vessels.	Tons Register.
Hillsboro, N.B.—										
Great Britain..... Steam.	5	11 091								
"..... Sail.	1	736								
United States..... Steam.					61	42,365				
"..... Sail.	22	6,110	31	17,395						
Total.....	28	17,937	31	17,395	61	42,365				
Ingonish, N.S.—										
Newfoundland..... Sail.	1	11								
Isaac's Harbour, N.S.—										
Sea Fisheries..... Sail.			5	481						
Jordan Bay, N.S.—										
United States..... Sail.	11	1,145	1	325						
Sea Fisheries..... ".	2	196	2	146						
Total.....	13	1,341	3	471						
Kentville, N.S.—										
United States..... Sail.	4	240								
Kingsport, N.S.—										
Cuba & Porto Rico..... Sail.	3	1,052								
United States..... ".	3	803	3	847						
Total.....	6	1,855	3	847						
Ladner, B.C.—										
United States..... Steam.	2	186	1	63						
Ladysmith, B.C.—										
United States..... Steam.	154	68,801	46	30,422	25	55,609				
"..... Sail.	12	1,660	3	4,131						
Total.....	166	70,461	49	34,553	25	55,609				
La Have, N.S.—										
British W. Indies..... Sail.	3	297								
Newfoundland..... ".	2	175								
Cuba & Porto Rico..... ".	2	198								
United States..... ".	4	373								
Argentina..... ".	1	632			1	626				
Sea Fisheries..... ".	45	3,469	1	87						
Total.....	57	5,144	1	87	1	626				
L'Ardoise, N.S.—										
Sea Fisheries..... Sail.	46	1,925								
Liscombe, N.S.—										
Great Britain..... Steam.					2	1,948				
Newfoundland..... Sail.			1	100						
United States..... ".	1	191	2	163						
Sea Fisheries..... ".			29	2,535						
Total.....	1	191	32	2,798	2	1,948				
Liverpool, N.S.—										
Great Britain..... Sail.					1	478				
British W. Indies..... ".	5	963								
Newfoundland..... ".	5	759	4	355						
Cuba & Porto Rico..... ".	1	349								
United States..... ".	37	4,210	23	1,281						
British Guiana..... ".	1	99								
Madeira..... ".	2	440								
Sea Fisheries..... ".			82	6,632						
Total.....	51	6,820	109	8,268	1	478				

SESSIONAL PAPER No. 11

and Steam Vessels entered Outwards for Sea, &c.—Continued.

OF VESSELS.

Danish.		French.		German.		Italian.		Russian.		Other Nationalities.		Total.		
Vessels.	Tons Register.	Vessels.	Tons Register.	Vessels.	Tons Register.	Vessels.	Tons Register.	Vessels.	Tons Register.	Names.	Vessels.	Tons Register.	Vessels.	Tons Register.
.....	5	11,091
.....	1	736
.....	61	42,365
.....	53	23,505
.....	120	77,697
.....	1	11
.....	5	481
.....	12	1,470
.....	4	342
.....	16	1,812
.....	4	240
.....	3	1,082
.....	6	1,650
.....	9	2,732
.....	3	249
.....	2	5 300	227	160,132
.....	15	5,791
.....	2	5,300	242	165,923
.....	3	297
.....	2	175
.....	2	118
.....	4	373
.....	2	1,258
.....	46	3,556
.....	59	5,857
.....	46	1,925
.....	2	1,948
.....	1	100
.....	3	354
.....	29	2,535
.....	35	4,937
.....	1	478
.....	5	963
.....	9	1,114
.....	1	349
.....	60	5,491
.....	1	99
.....	2	440
.....	82	6,632
.....	161	15,566

6-7 EDWARD VII., A. 1907

No. 15.—STATEMENT of the Number and Tonnage of Sailing

PORTS AND OUTPORTS AND COUNTRIES FOR WHICH DEPARTED.	NATIONALITY									
	British.		United States.		Norwegian and Swedish.		Austrian.		Belgian.	
	Vessels.	Tons Register.	Vessels.	Tons Register.	Vessels.	Tons Register.	Vessels.	Tons Register.	Vessels.	Tons Register.
Lockeport, N.S.—										
British W. Indies Sail.	4	393								
Newfoundland " "	2	197								
United States " "	2	197	9	267						
Sea Fisheries " "	19	866	15	956						
Total	27	1,653	24	1,223						
Lord's Cove, N.B.—										
United States Steam.	20	2,047	68	755						
" Sail.	80	1,259	125	2,497						
Total	100	3,306	193	3,252						
Louisburg, N.S.—										
Great Britain Steam.	8	13,702			2	2,802				
Newfoundland " "	15	10,931			4	2,581				
" Sail.	32	2,756	8	667						
Germany Steam.					1	2,881				
Italy " "	1	1,969			1	1,921				
Saint Pierre " "	1	267								
" Sail.	1	99								
United States Steam.	69	165,057			70	145,972				
" Sail.	1	97	13	1,159						
British Africa Steam.	4	10,927								
Sea Fisheries " "	2	344								
" Sail.	37	1,478	75	5,992						
Total	171	207,627	96	7,818	78	156,157				
Lunenburg, N.S.—										
British W. Indies Sail.	4	427								
Newfoundland " "	15	1,446								
Cuba & Porto Rico " "	20	3,019								
United States " "	11	1,067	1	231						
Argentina " "	1	583								
Sea Fisheries " "	206	10,113	8	673						
Total	257	22,655	9	904						
Magdalen Islands, Que.—										
Newfoundland Steam.	1	275								
Saint Pierre Sail.			1	95						
United States " "			11	744						
Total	1	275	12	839						
Mahone Bay, N.S.—										
British W. Indies Sail.	3	299								
Newfoundland " "	2	199								
Cuba & Porto Rico " "	3	297								
United States " "	7	817								
Sea Fisheries " "	15	996								
Total	30	2,608								
Main-à-Dieu, N.S.—										
Sea Fisheries Sail.	2	50								
Maitland, N.S.—										
United States Sail.	11	1,915								
Malpeque, P.E.I.—										
Newfoundland Sail.	1	57								
Matane, Que.—										
Norway and Sweden Sail.					2	3,243				

SESSIONAL PAPER No. 11

and Steam Vessels entered Outwards for Sea, &c.—Continued.

OF VESSELS.

Danish.		French.		German.		Italian.		Russian.		Other Nationalities.		Total.		
Vessels.	Tons Register.	Vessels.	Tons Register.	Vessels.	Tons Register.	Vessels.	Tons Register.	Vessels.	Tons Register.	Names.	Vessels.	Tons Register.	Vessels.	Tons Register.
.....	4	393
.....	2	197
.....	11	464
.....	34	1,822
.....	51	2,876
.....	88	2,802
.....	205	3,756
.....	293	6,558
.....	10	16,504
.....	19	13,512
.....	40	3,423
.....	1	2,881
.....	2	3,890
.....	2	667
.....	5	380
.....	139	311,029
.....	14	1,256
.....	4	10,927
.....	2	344
.....	126	8,208
.....	19	1,419
.....	364	373,021
.....	4	427
.....	15	1,446
.....	20	3,019
.....	12	1,298
.....	1	583
.....	214	16,786
.....	266	23,559
.....	1	275
.....	1	95
.....	11	744
.....	13	1,114
.....	3	299
.....	2	199
.....	3	297
.....	7	817
.....	15	996
.....	30	2,608
.....	2	50
.....	11	1,915
.....	1	57
.....	2	3,243

6-7 EDWARD VII., A. 1907

No. 15.—STATEMENT of the Number and Tonnage of Sailing

PORTS AND OUTPORTS AND COUNTRIES FOR WHICH DEPARTED.	NATIONALITY									
	British.		United States.		Norwegian and Swedish.		Austrian.		Belgian.	
	Vessels.	Tons Register.	Vessels	Tons Register.	Vessels.	Tons Register.	Vessels.	Tons Register.	Vessels.	Tons Register.
New Westminster, B.C.—										
New Zealand..... Steam.	1	2,110								
..... Sail.	1	1,047								
Chili.....										
Peru.....					1	1,547				
United States..... Steam.	134	7,720	18	433	1	1,612				
Sea Fisheries.....	6	81								
..... Sail.	4	72								
Total.....	146	11,030	18	433	2	3,159				
North East Harbour, N.S.—										
United States..... Sail.	1	71	3	39						
Sea Fisheries.....	14	258	7	480						
Total.....	15	329	10	519						
North Head, N.B.—										
United States..... Steam.	140	24,796	3	29						
..... Sail.	15	3,029	44	857						
Total.....	155	27,825	47	886						
Northport, N.S.—										
Great Britain..... Sail.					6	6,049				
North Sydney, N.S.—										
Great Britain..... Steam.	5	8,630			5	7,590				
Newfoundland.....	234	97,315			28	43,893				
..... Sail.	166	19,462	8	1,101						
France..... Steam.					1	1,456				
Germany.....										
Saint Pierre.....	16	2,304								
..... Sail.	6	365								
United States..... Steam.	4	6,211			2	3,594				
..... Sail.	2	196	4	522						
British Poss. (other).....	1	377								
Sea Fisheries.....	77	4,779	192	16,410						
Total.....	511	139,639	204	18,033	36	56,533				
Parrsboro', N.S.—										
Great Britain..... Steam.	6	11,803			3	3,383				
..... Sail.					1	499				
United States..... Steam.	18	11,652			35	24,783				
..... Sail.	83	23,855	1	743						
Total.....	107	47,340	1	743	39	28,665				
Paspébiac, Que.—										
Great Britain..... Sail.					9	5,732				
British W. Indies.....	7	879								
Brazil.....	7	1,603								
United States..... Steam.	3	2,179								
..... Sail.	21	4,023	2	579						
Total.....	38	8,684	2	579	9	5,732				
Percé, Que.—										
Great Britain..... Sail.					7	6,814				
Sea Fisheries.....	2	160	12	950						
Total.....	2	160	12	950	7	6,814				

SESSIONAL PAPER No. 11

and Steam Vessels entered Outwards for Sea, &c.—Continued.

OF VESSELS.

Danish.		French.		German.		Italian.		Russian.		Other Nationalities.			Total.	
Vessels.	Tons Register.	Vessels.	Tons Register.	Vessels.	Tons Register.	Vessels.	Tons Register.	Vessels.	Tons Register.	Names.	Vessels.	Tons Register.	Vessels.	Tons Register.
				1	1,643								1	2,110
													1	1,047
													1	1,643
													1	1,547
													153	9,765
													6	81
													4	72
				1	1,643								167	16,265
													4	110
													21	738
													25	848
													143	24,825
													59	3,886
													202	28,711
													6	6,049
4	396							2	318	Dutch.....	2	1,628	10	16,220
										"	1	199	264	142,836
				1	1,289								181	21,446
													1	1,456
		3	1,200										1	1,289
		7	1,168										19	3,504
										Dutch.....	1	814	13	1,533
													7	10,619
													6	718
													1	377
		110	5,994										379	27,183
4	396	120	8,362	1	1,289			2	318		4	2,611	882	227,181
													9	15,186
													2	2,053
													53	36,465
													84	24,598
													148	78,302
													10	6,117
													7	879
													7	1,603
													3	2,179
													23	4,602
													50	15,380
													7	6,814
													14	1,110
													21	7,924

6-7 EDWARD VII., A. 1907

No. 15.—STATEMENT of the Number and Tonnage of Sailing

PORTS AND OUTPORTS AND COUNTRIES FOR WHICH DEPARTED.	NATIONALITY									
	British		United States.		Norwegian and Swedish.		Austrian.		Belgian.	
	Vessels.	Tons Register.	Vessels.	Tons Register.	Vessels.	Tons Register.	Vessels.	Tons Register.	Vessels.	Tons Register.
Pubnico, N.S.—										
United States	Sail.	1	50	9	797					
Sea Fisheries	"	26	1,307	43	3,016					
Total		27	1,357	52	3,813					
Pugwash, N.S.—										
Great Britain	Steam.	2	3,388			1	1,426			
Newfoundland	Sail.	1	99			2	2,142			
Total		3	3,487			3	3,568			
Quebec, Que.—										
Great Britain	Steam.	117	416,419			13	2,889			
"	Sail.					1	545			
British W. Indies		1	249							
Newfoundland	Steam.	2	695			1	1,785			
Belgium	"	1	5,340							
Brazil	Sail.									
France	Steam.	5	13,045			1	1,456			
Holland	"					1	1,785			
Saint Pierre	"	1	184							
Spain	"	1	1,218							
United States	Sail.	1	398	1	1,132					
Br. Poss. (all other)	"									
Malta	Sail.	1	377							
Sea Fisheries	"	17	1,282							
Total		147	439,207	1	1,132	17	26,460			
Richibucto, N.B.—										
Great Britain	Sail.					5	1,857			
United States	"	16	1,694			1	341			
Total		16	1,694			6	2,198			
Rimouski, Que.—										
Great Britain	Steam.	2	3,564							
Germany	"					7	10,140			
Norway and Sweden	Sail.					5	4,993			
Total		2	3,564			12	15,133			
River Bourgeois, N.S.—										
Sea Fisheries	Sail.	90	1,713							
River Hebert, N.S.—										
United States	Sail.	69	8,371	22	4,959					
Riviere du Loup, Que.—										
Great Britain	Steam.	8	14,100							
"	Sail.					1	229			
United States	"	1	199							
Total		9	14,299			1	229			
Rustico, P.E.I.—										
United States	Sail.	1	74							
Sea Fisheries	"	2	20							
Total		3	94							
St. Andrews, N.B.—										
United States	Steam.	1	182	332	32,526					
"	Sail.	9	210	191	1,760					
Total		10	392	523	34,286					

SESSIONAL PAPER No. 11

and Steam Vessels entered Outwards for Sea, &c.—Continued.

OF VESSELS.

Danish.		French.		German.		Italian.		Russian.		Other Nationalities.			Total.	
Vessels.	Tons Register.	Vessels.	Tons Register.	Vessels.	Tons Register.	Vessels.	Tons Register.	Vessels.	Tons Register.	Names.	Vessels.	Tons Register.	Vessels.	Tons Register.
.....	10	847
.....	69	4,323
.....	79	5,170
.....	Dutch.....	1	1,299	4	6,113
.....	2	2,142
.....	1	99
.....	1	1,299	7	8,354
3	5,620	1	1,271	134	444,199
.....	1	545
1	38	1	249
.....	4	2,518
.....	1	5,340
.....	1	1,035	1	1,035
.....	6	14,501
.....	1	1,289	1	1,289
.....	1	1,785
.....	1	851	1	851
.....	1	184
.....	1	1,218
.....	2	1,530
.....	1	377
.....	17	1,282
4	5,658	3	3,175	1	1,271	173	476,903
3	762	4	1,063	12	3,682
.....	17	2,035
3	762	4	1,063	29	5,717
.....	2	3,564
.....	2	2,139	2	2,139
.....	7	10,140
.....	5	4,993
.....	2	2,139	16	20,836
.....	90	1,713
.....	91	13,330
.....	8	14,100
.....	1	229
.....	1	199
.....	10	14,528
.....	1	74
.....	2	20
.....	3	94
.....	333	32,708
.....	200	1,970
.....	533	34,678

6-7 EDWARD VII., A. 1907

No. 15.—STATEMENT of the Number and Tonnage of Sailing

PORTS AND OUTPORTS AND COUNTRIES FOR WHICH DEPARTED.	NATIONALITY									
	British.		United States.		Norwegian and Swedish.		Austrian.		Belgian.	
	Vessels.	Tons Register.	Vessels.	Tons Register.	Vessels.	Tons Register.	Vessels.	Tons Register.	Vessels.	Tons Register.
St. Ann's, N.S.—										
Newfoundland..... Sail.	5	371	2	152						
United States..... Steam.					4	2,903				
Total.....	5	371	2	152	4	2,903				
Saint George, N.B.—										
United States..... Steam.	1	86	33	625						
Sea Fisheries..... Sail.	27	698	174	6,181						
Sea Fisheries..... " "	3	23	1	75						
Total.....	31	807	208	6,881						
Saint John, N.B.—										
Great Britain..... Steam.	80	218,088			2	2,802				
Sea Fisheries..... Sail.	1	533			5	3,319				
British W. Indies..... " "	6	1,633								
Cuba and Porto Rico..... " "	1	533	1	279						
United States..... Steam.	27	36,324	185	285,130	2	2,573				
Sea Fisheries..... Sail.	445	43,331	383	49,122						
Argentine Republic..... " "	3	2,569								
British Possessions in South Africa..... Steam.	5	14,140								
Sea Fisheries..... Sail.	175	6,296	2	130						
Total.....	742	322,914	571	334,661	9	8,694				
Saint Martin, N.B.—										
Cuba and Porto Rico..... Sail.	1	318								
United States..... " "	40	3,734	5	509						
Total.....	41	4,052	5	509						
St. Peter's, N.S.—										
United States..... Steam.			4	364						
Sea Fisheries..... Sail.	6	119								
Total.....	6	119	4	364						
St. Stephen, N.B.—										
United States..... Steam.	53	9,208	32	537						
Sea Fisheries..... Sail.	82	1,619	169	4,204						
Total.....	135	10,827	201	4,741						
Sackville, N.B.—										
United States..... Sail.	14	1,685	3	619						
Salmon River, N.S.—										
United States..... Sail.	11	759								
Sea Fisheries..... " "	12	217								
Total.....	23	976								
Shediac, N.B.—										
Great Britain..... Sail.					10	5,660				
Sheet Harbour, N.S.—										
Great Britain..... Sail.	1	1,333			1	796				
Newfoundland..... " "	1	97								
United States..... " "	3	346								
Sea Fisheries..... " "	3	97								
Total.....	8	1,873			1	796				

SESSIONAL PAPER No. 11

and Steam Vessels entered Outwards for Sea, &c.—Continued.

OF VESSELS.

Danish.		French.		German.		Italian.		Russian.		Other Nationalities.			Total.	
Vessels.	Tons Register.	Vessels.	Tons Register.	Vessels.	Tons Register.	Vessels.	Tons Register.	Vessels.	Tons Register.	Names.	Vessels.	Tons Register.	Vessels.	Tons Register.
.....	8	315	15	838
.....	4	2,903
.....	8	315	19	3,741
.....	34	711
.....	201	6,879
.....	4	98
.....	239	7,688
4	6,463	86	227,353
.....	435	3	2,613	1	852	11	7,219
.....	6	1,633
.....	2	812
.....	214	324,027
.....	828	92,453
.....	3	2,569
.....	5	14,140
.....	177	6,426
6	6,898	3	2,613	1	852	1,332	676,632
.....	1	318
.....	45	4,243
.....	46	4,561
.....	4	364
.....	6	119
.....	10	483
.....	85	9,745
.....	251	5,823
.....	336	15,568
.....	17	2,304
.....	11	759
.....	12	217
.....	23	976
.....	10	5,660
.....	2	2,129
.....	1	97
.....	3	346
.....	3	97
.....	9	2,669

6-7 EDWARD VII., A. 1907

No. 15.—STATEMENT of the Number and Tonnage of Sailing

PORTS AND OUTPORTS AND COUNTRIES FOR WHICH DEPARTED.	NATIONALITY									
	British.		United States.		Norwegian and Swedish.		Austrian.		Belgian.	
	Vessels.	Tons Register.	Vessels.	Tons Register.	Vessels.	Tons Register.	Vessels.	Tons Register.	Vessels.	Tons Register.
Three Rivers, Que.—										
Great Britain..... Steam.	31	76,877			2	2,694				
"..... Sail.					1	1,344				
Total.....	31	76,877			3	4,038				
Truro, N.S.—										
United States..... Sail.	4	581								
Tusket, N.S.—										
United States..... Sail.	14	1,948	12	1,645						
Sea Fisheries..... "			23	1,942						
Total.....	14	1,948	35	3,587						
Tusket Wedge, N.S.—										
Great Britain..... Steam.	1	1,723								
"..... Sail.			1	348						
British W. Indies..... "										
Uruguay..... "	1	458			1	1,132				
Argentine Republic..... "	1	470			1	894				
Cuba and Porto Rico..... "	1	99								
United States..... "	1	419	3	544						
Sea Fisheries..... Steam.	2	12								
"..... Sail.	31	367	2	248						
Total.....	38	3,548	6	1,140	2	2,026				
Vancouver, B. C.—										
Great Britain..... Steam.	11	50,342								
"..... Sail.	2	3,838								
Chili..... "										
Germany..... "										
Peru..... "	3	3,044								
Fiji Islands..... "			1	520						
United States..... Steam.	305	164,042	296	261,640	3	3,626				
"..... Sail.	60	14,630	4	2,328						
Japan..... Steam.	24	69,177								
"..... Sail.			1	923						
China..... Steam.	3	9,716								
Australia..... "	14	32,705	1	1,011						
"..... Sail.	3	5,290								
New Zealand..... Steam.	3	6,509								
Sea Fisheries..... "			60	6,927						
South Africa..... Sail.										
Total.....	428	361,293	363	273,349	3	3,626				
Vernon River Bridge, P. E. I.—										
Newfoundland..... Sail.	1	25								
United States..... "	2	179								
Total.....	3	204								
Victoria, B. C.—										
Great Britain..... Steam.	3	14,676								
"..... Sail.	1	1,533								
Australia..... Steam.	13	31,088								
"..... Sail.	2	4,030	1	1,575						
New Zealand..... Steam.	1	2,281								
Japan..... "										
China..... "	20	64,181								
Chili..... Sail.	1	2,242								
Mexico..... Steam.	2	3,975								
United States..... "	469	223,136	458	431,711	1	1,612				
"..... Sail.	4	7,729	3	806	1	1,395				
Panama..... Steam.	1	2,973								
Sea Fisheries..... Sail.	26	1,940								
Total.....	543	359,787	462	434,092	2	3,007				

SESSIONAL PAPER No. 11

and Steam Vessels entered Outwards for Sea, &c.—Continued.

OF VESSELS.

Danish.		French.		German.		Italian.		Russian.		Other Nationalities.			Total.	
Vessels.	Tons Register.	Vessels.	Tons Register.	Vessels.	Tons Register.	Vessels.	Tons Register.	Vessels.	Tons Register.	Names.	Vessels.	Tons Register.	Vessels.	Tons Register.
.....	2	3,978	35	83,549
.....	1	1,344
.....	2	3,978	36	84,893
.....	4	581
.....	26	3,593
.....	23	1,942
.....	49	5,535
.....	1	1,723
.....	1	1,384
.....	1	348
.....	2	1,590
.....	2	1,364
.....	1	99
.....	4	963
.....	2	12
.....	33	615
.....	47	8,098
.....	11	50,342
.....	1	1,916	3	5,754
.....	1	1,677	Chilian	1	1,338	2	3,015
.....	1	1,165	1	1,165
.....	3	5,044
.....	1	520
.....	5	12,319	609	441,627
.....	64	16,958
.....	24	69,177
.....	1	923
.....	3	9,716
.....	15	33,716
.....	3	5,290
.....	3	6,509
.....	60	6,927
.....	1	1,599
.....	9	18,676	1	1,338
.....	804	658,282
.....	1	25
.....	2	179
.....	3	204
.....	3	14,676
.....	1	1,533
.....	13	31,088
.....	3	5,605
.....	1	2,284
.....	7	27,051
.....	20	64,181
.....	1	2,242
.....	2	3,975
.....	941	706,759
.....	1	2,115	9	12,045
.....	1	2,973
.....	26	1,940
.....	1	2,115	1,028	876,352

6-7 EDWARD VII., A. 1907

No. 15.—STATEMENT of the Number and Tonnage of Sailing

PORTS AND OUTPORTS AND COUNTRIES FOR WHICH DEPARTED.	NATIONALITY									
	British.		United States.		Norwegian and Swedish.		Austrian.		Belgian.	
	Vessels.	Tons Register.	Vessels.	Tons Register.	Vessels.	Tons Register.	Vessels.	Tons Register.	Vessels.	Tons Register.
Walton, N. S.— United States..... Sail.	54	24,599	12	4,972						
Westport, N. S.— United States..... Sail.	8	116								
Weymouth, N. S. Cuba and Porto Rico.. Sail.	5	998	4	1,494						
United States.....	18	2,482	5	964						
Argentina..... "	2	969			2	1,553				
Total.....	25	4,449	9	2,458	2	1,553				
Windsor, N. S.:— United States..... Steam.					25	17,126				
"..... Sail.	74	49,550	57	53,757						
Total.....	74	49,550	57	53,757	25	17,126				
Wolfville, N. S.— Cuba and Porto Rico.. Sail.	1	335								
Yarmouth, N. S. Great B. I. Sail.	1	1,723								
British W. Indies.....	4	665	1	348						
United States..... Steam.	184	133,222								
"..... Sail.	45	5,146	5	1,466						
Argentine Republic.....	7	3,626			6	5,996				
Sea Fisheries..... "	272	7,278	185	13,060						
Total.....	513	151,660	191	14,874	6	5,996				

SESSIONAL PAPER No. 11

and Steam Vessels entered Outwards for Sea, &c.—Continued.

OF VESSELS.

Danish.		French.		German.		Italian.		Russian.		Other Nationalities.			Total.	
Vessels.	Tons Register.	Vessels.	Tons Register.	Vessels.	Tons Register.	Vessels.	Tons Register.	Vessels.	Tons Register.	Names.	Vessels.	Tons Register.	Vessels.	Tons Register.
													66	39,571
													8	116
													9	2,492
						5	3,750						23	3,446
													9	6,272
						5	3,750						41	12,210
													25	17,126
													131	103,307
													156	120,433
													1	335
						1	1,384						2	3,107
													5	1,013
													184	133,222
						1	999						50	6,612
													14	10,621
													457	20,338
						2	2,383						712	174,913

6-7 EDWARD VII., A. 1907

No. 16.—SUMMARY STATEMENT of the Nationality of Sea-going Vessels ending June

Number.	NATIONALITY OF											
	COUNTRIES TO WHICH DEPARTED.		British.		United States.		Norwegian and Swedish.		Austrian.		Belgian.	
	Vessels.	Tons Register.	Vessels.	Tons Register.	Vessels.	Tons Register.	Vessels.	Tons Register.	Vessels.	Tons Register.	Vessels.	Tons Register.
1	Great Britain	806	2,493,548			233	212,596					
2	Australia	36	79,296	4	5,627							
3	British Africa	24	65,343	1	1,469							
4	British Guiana	2	365									
5	British West Indies	101	52,715	2	696	34	23,465					
6	Fiji Islands			1	520							
7	Newfoundland	1,097	326,958	31	2,928	130	244,369					
8	New Zealand	7	13,069									
9	British Possessions, other	2	754									
10	Argentina	22	12,819	1	668	15	13,369					
11	Azores, Madeira and Cape Verde Islands	5	1,087	1	320							
12	Belgium	12	54,155									
13	Brazil	11	2,417									
14	Chili	7	15,090									
15	China	25	79,545									
16	Cuba and Porto Rico	81	23,359	12	4,859	3	2,807					
17	France	5	13,045			3	4,059					
18	Germany	1	1,913			3	7,717					
19	Holland	3	7,212			1	1,785					
20	Italy	3	5,335			1	1,921					
21	Japan	30	86,033	1	923							
22	Mexico	22	40,466	1	376							
23	Norway and Sweden					16	19,683					
24	Panama	2	2,072									
25	Peru	3	5,044			1	1,547					
26	Portugal	2	198									
27	Russia	2	4,520			1	2,088					
28	Sea	4	12,410									
29	Sea Fisheries	1,957	99,985	1,450	119,905							
30	Spain	4	2,921			2	5,196					
31	St. Pierre	106	10,596	1	95							
32	United States	4,176	1,718,302	3,393	1,575,307	285	398,609					
33	Uruguay	1	458			1	1,132					
	Total	8,559	5,232,630	4,899	1,513,693	729	940,343					

SESSIONAL PAPER No. 11

entered Outwards, *for Sea*, for each Country, during the Fiscal Year 30, 1906.

VESSELS (FLAG).

Danish.		French.		German.		Italian.		Russian.		Other Nationalities.			Total.		
Vessels.	Tons Register.	Vessels.	Tons Register.	Vessels.	Tons Register.	Vessels.	Tons Register.	Vessels.	Tons Register.	Name of Flag.	Vessels.	Tons Register.	Vessels.	Tons Register.	Number.
26	25,760			3	5,396	10	11,286	18	13,115	Dutch	1	1,299	1,007	2,763,000	1
				1	2,468								41	87,391	2
				1	1,599								23	68,411	3
													2	365	4
										Dutch	1	398	138	77,274	5
													1	520	6
6	1,248	8	315					2	318	Dutch	3	1,797	1,277	577,933	7
													2	13,069	8
													7	754	9
						6	4,749						44	31,665	10
													6	1,407	11
													12	54,155	12
				1	1,035								12	3,452	13
				2	3,320					Chilian	1	1,338	10	19,748	14
													25	79,545	15
1	588												97	31,613	16
		1	976			1	755	2	1,495				12	20,330	17
				9	25,576								13	35,206	18
													4	8,997	19
				1	3,176								5	10,432	20
										Japanese	7	27,051	38	114,007	21
													23	40,842	22
		2	1,126										18	20,809	23
													2	3,072	24
													4	6,591	25
				1	851								3	1,049	26
													3	6,608	27
													4	12,410	28
		131	7,100										3,538	226,990	29
										Spanish	3	856	9	8,973	30
		62	9,032										169	19,723	31
		1	3,186	20	52,763					Dutch	1	814	7,890	3,600,205	32
										Japanese	13	50,300	2	1,590	33
34	27,920	205	21,735	39	96,184	17	16,790	22	14,928		30	83,853	14,534	7,948,076	

6-7 EDWARD VII., A. 1907

No. 17.—STATEMENT showing the Description, Number and Tonnage of Canadian and United States Vessels trading on the Rivers and Lakes between Canada and the United States (exclusive of Ferriage) which arrived at each Port and Outport during the Fiscal Year ending June 30, 1906.

VESSELS ARRIVED.

UNITED STATES.

CANADIAN.

Steam.

Sail.

Steam.

Sail.

PORTS AND OUTPORTS.

Numbers.	Description.	CANADIAN.				UNITED STATES.							
		Number of Vessels.	Tons Register.	Number of Crew.	Number of Vessels.	Number of Crew.	Tons Register.	Number of Vessels.	Number of Crew.				
1	Algona Mills	25	11,982	517	3	1,667	21	101	43,352	1,368	130	56,863	907
2	Ambersburg	54	3,229	321	70	4,029	264	789	180,922	7,289	144	35,257	641
3	Bath	54	25,652	1,650	2	353	11						
4	Belleville	41	17,371	888	37	8,877	216						
5	Bowmanville	4	1,492	100	10	1,664	59						
6	Bridgeland							330	10,629	996		241,836	1,069
7	Brighton	82	41,722	2,679	5	268	21						
8	Brockville	228	192,229	11,395	1	979	12	603	88,383	5,016	62	19,742	370
9	Bruce Mines	33	22,503	973	1	15	7	15	7,266	213	7	2,645	49
10	Cardinal	10	674	61	4	677	17	7	752	43	3	578	13
11	Chatham	117	24,531	1,446	7	1,197	42	15	2,469	120	20	4,579	101
12	Chicoutimi												
13	Chippawa				3	264	12	11	339	37			4
14	Clarenceville	5	535	30									2
15	Cobourg	116	56,770	4,002	8	1,650	48						
16	Cookburn Islands	11	2,074	138	4	860	38	5	1,306	56	1	980	26
17	Colborne	2	746		3	343	14						
18	Collingwood	50	33,166	1,446				29	20,655	396	6	3,240	48
19	Comwall	639	201,425	14,746									
20	Courtright												
21	Cutler	12	3,969	190	2	617	14	30	1,225	255			
22	Dawson	7	1,873	137	1	177	1	60	24,118	797	49	21,822	341
23	Dawson, Y.T.							25	9,348	868	6	1,306	6
24	Dunville	204	71,947	3,934	44	11,071	255	11	1,610	99	22	5,679	124
		23	393	134				2	1,076	54			

SESSIONAL PAPER No. 11

25	Fort Francis.....	"	"	197	2,040	38	5	4,626	42	2	56	13	25,723	146
26	Fort William.....	"	"	14,260	2,040	197	1	177	1	263	564,782	5,206	1	146
27	Forty Mile.....	Y.T.	"	1,300	91	1	1	3,700	129	8	4,281	367	80	1
28	Gaanouque.....	Ont.	"	58,023	3,785	25	25	261	7	283	17,436	1,804	23	72
29	Goderich.....	"	"	5,073	384	1	1	927	24	20	7,881	506	12	67
30	Hamilton.....	"	"	3,689	141	4	4	2,006	35	156	18,320	700	3	16
31	Hope.....	"	"	61,952	3,895	38	5	2,006	35	33	394	202	613	16
32	Ironquois.....	"	"	360	2,834	290	2	251	10	6	1,324	110	4	24
33	Kemora.....	"	"	2,492	24,481	180	2	50,248	1,964	367	35,696	2,368	195	730
34	Kingcardine.....	"	"	638	480,432	24,481	214	50,248	1,964	2	736	21	16,724	730
35	Kingston.....	"	"	1,555	45	45	2	608	14	52	2,288	408	23	157
36	Kingsville.....	"	"	4,550	260	260	2	608	14	38	16,310	549	4	30
37	Leamington.....	"	"	3,889	56	56	6	6,616	18	4	4,306	85	1,280	30
38	Little Current.....	"	"	13,140	570	570	2	6,616	18	4	8,233	75	6,800	98
39	Meaford.....	"	"	36,181	676	676	18	5,933	105	37	42,889	602	14	98
40	Michipicoten.....	"	"	46,977	2,169	103	103	49,709	622	120	113,987	2,113	46,154	762
41	Midland.....	Que.	"	19,217	1,751	1	1	187	4	92	9,617	415	445	13
42	Monreal.....	Que.	"	295	37	37	22	2,938	114	14	672	98	590	12
43	Morrisburg.....	Ont.	"	411,742	21,848	21,848	1	294	6	14	672	98	2,000	84
44	Napanee.....	"	"	840	24	24	1	294	6	42	37,163	622	501	10
45	Niagara.....	"	"	11,233	923	923	4	2,870	28	129	197,577	2,346	18,897	272
46	Nicolet.....	Que.	"	367,639	14,057	14,057	4	3,107	74	2	894	21	21,488	312
47	North Portal.....	N.W.T.	"	35,933	1,682	1,682	11	3,107	74	2	894	21	21,488	312
48	Oakville.....	Ont.	"	560	32	32	11	3,107	74	2	894	21	21,488	312
49	Oshawa.....	"	"	428	24	24	22	3,336	122	153	41,808	935	1,492	30
50	Ottawa.....	"	"	28,697	1,832	1,832	22	3,336	122	153	41,808	935	1,492	30
51	Owen Sound.....	"	"	114,182	3,658	3,658	6	835	28	291	161,746	3,820	6,431	105
52	Parry Sound.....	"	"	446,490	12,177	12,177	2	418	10	37	1,059	181	12,002	136
53	Penetanguishene.....	"	"	735	154	154	2	418	10	34	17,798	601	19,495	113
54	Philipsburg.....	Que.	"	5,841	540	540	1	91	3	1	171	9	19,495	113
55	Pictou.....	Ont.	"	504	20	20	4	91	3	4	171	9	19,495	113
56	Pont Edward.....	"	"	128	13	13	170	88,332	6,487	170	88,332	6,487	1,355	23
57	Port Arthur.....	"	"	18,875	886	886	495	649,377	15,740	495	649,377	15,740	13,887	246
58	Port Burwell.....	"	"	80,603	5,727	5,727	10	4,317	40	260	74,696	2,551	27,067	494
59	Port Colborne.....	Que.	"	9,565	287	287	24	11,245	128	9	5,611	102	27,067	494
60	Port Colborne.....	Ont.	"	7,902	418	418	24	11,245	128	9	5,611	102	27,067	494
61	Port Dalhousie.....	"	"	34,383	2,618	2,618	1	91	3	18	254	45	686	68
62	Port Dover.....	"	"	2,173	215	215	1	91	3	170	132,885	3,104	686	68
63	Port Lambton.....	"	"	128	13	13	8	144	24	8	144	24	1,355	23
64	Port Stanley.....	"	"	18,875	886	886	495	649,377	15,740	495	649,377	15,740	13,887	246
65	Prescott.....	Que.	"	80,603	5,727	5,727	10	4,317	40	260	74,696	2,551	27,067	494
66	Quebec.....	Que.	"	9,565	287	287	24	11,245	128	9	5,611	102	27,067	494
67	Queenston.....	Ont.	"	7,902	418	418	24	11,245	128	9	5,611	102	27,067	494
68	Rockport.....	"	"	34,383	2,618	2,618	1	91	3	18	254	45	686	68
69	Roubeau.....	"	"	2,173	215	215	1	91	3	170	132,885	3,104	686	68
70	Rykerts.....	B.C.	"	86	8	8	8	144	24	8	144	24	1,355	23
71	Sarnia.....	Ont.	"	76,492	3,388	3,388	59	26,129	249	733	431,313	29,358	43,075	607
72	South Ste. Marie.....	"	"	388,357	17,293	17,293	24	51,026	184	215	73,845	2,634	24,839	326
73	South's Falls.....	"	"	4,538	344	344	24	51,026	184	215	73,845	2,634	24,839	326
74	Sorel.....	Que.	"	917	66	66	121	9,842	337	95	7,527	810	13,046	297
75	St. John's.....	"	"	840	24	24	1	294	6	14	672	98	2,000	84
76	St. John's.....	"	"	11,233	923	923	4	2,870	28	129	197,577	2,346	18,897	272
77	St. John's.....	"	"	367,639	14,057	14,057	4	3,107	74	2	894	21	21,488	312
78	St. John's.....	"	"	35,933	1,682	1,682	11	3,107	74	2	894	21	21,488	312
79	St. John's.....	"	"	560	32	32	11	3,107	74	2	894	21	21,488	312
80	St. John's.....	"	"	428	24	24	22	3,336	122	153	41,808	935	1,492	30
81	St. John's.....	"	"	28,697	1,832	1,832	22	3,336	122	153	41,808	935	1,492	30
82	St. John's.....	"	"	114,182	3,658	3,658	6	835	28	291	161,746	3,820	6,431	105
83	St. John's.....	"	"	446,490	12,177	12,177	2	418	10	37	1,059	181	12,002	136
84	St. John's.....	"	"	735	154	154	2	418	10	34	17,798	601	19,495	113
85	St. John's.....	"	"	5,841	540	540	1	91	3	1	171	9	19,495	113
86	St. John's.....	"	"	504	20	20	4	91	3	4	171	9	19,495	113
87	St. John's.....	"	"	128	13	13	170	88,332	6,487	170	88,332	6,487	1,355	23
88	St. John's.....	"	"	18,875	886	886	495	649,377	15,740	495	649,377	15,740	13,887	246
89	St. John's.....	"	"	80,603	5,727	5,727	10	4,317	40	260	74,696	2,551	27,067	494
90	St. John's.....	"	"	9,565	287	287	24	11,245	128	9	5,611	102	27,067	494
91	St. John's.....	"	"	7,902	418	418	24	11,245	128	9	5,611	102	27,067	494
92	St. John's.....	"	"	34,383	2,618	2,618	1	91	3	18	254	45	686	68
93	St. John's.....	"	"	2,173	215	215	1	91	3	170	132,885	3,104	686	68
94	St. John's.....	"	"	128	13	13	8	144	24	8	144	24	1,355	23
95	St. John's.....	"	"	18,875	886	886	495	649,377	15,740	495	649,377	15,740	13,887	246
96	St. John's.....	"	"	80,603	5,727	5,727	10	4,317	40	260	74,696	2,551	27,067	494
97	St. John's.....	"	"	9,565	287	287	24	11,245	128	9	5,611	102	27,067	494
98	St. John's.....	"	"	7,902	418	418	24	11,245	128	9	5,611	102	27,067	494
99	St. John's.....	"	"	34,383	2,618	2,618	1	91	3	18	254	45	686	68
100	St. John's.....	"	"	2,173	215	215	1	91	3	170	132,885	3,104	686	68
101	St. John's.....	"	"	128	13	13	8	144	24	8	144	24	1,355	23
102	St. John's.....	"	"	18,875	886	886	495	649,377	15,740	495	649,377	15,740	13,887	246
103	St. John's.....	"	"	80,603	5,727	5,727	10	4,317	40	260	74,696	2,551	27,067	494
104	St. John's.....	"	"	9,565	287	287	24	11,245	128	9	5,611	102	27,067	494
105	St. John's.....	"	"	7,902	418	418	24	11,245	128	9	5,611	102	27,067	494
106	St. John's.....	"	"	34,383	2,618	2,618	1	91	3	18	254	45	686	68
107	St. John's.....	"	"	2,173	215	215	1	91	3	170	132,885	3,104	686	68
108	St. John's.....	"	"	128	13	13	8	144	24	8	144	24	1,355	23
109	St. John's.....	"	"	18,875	886	886	495	649,377	15,740	495	649,377	15,740	13,887	246
110	St. John's.....	"	"	80,603	5,727	5,727	10	4,317	40	260	74,696	2,551	27,067	494
111	St. John's.....	"	"	9,565	287	287	24	11,245	128	9	5,611	102	27,067	494
112	St. John's.....	"	"	7,902	418	418	24	11,245	128	9	5,611	102	27,067	494
113	St. John's.....	"	"	34,383	2,618	2,618	1	91	3	18	254	45	686	68
114	St. John's.....	"	"	2,173	215	215	1	91	3	170	132,885	3,104	686	68
115	St. John's.....	"	"	128	13	13	8	144	24	8	144	24	1,355	23
116	St. John's.....	"	"	18,875	886	886	495	649,377	15,740	495	649,377	15,740	13,887	246
117	St. John's.....	"	"	80,603	5,727	5,727	10	4,317	40	260	74,696	2,551	27,067	494
118	St. John's.....	"	"	9,565	287	287	24	11,245	128	9	5,611	102	27,067	494
119	St. John's.....	"	"	7,902	418	418	24	11,245	128	9	5,611	102	27,067	494
120	St. John's.....	"	"	34,383	2,618	2,618	1	91	3	18	254	45	686	68
121	St. John's.....	"	"	2,173	215	215	1	91	3	170	132,885	3,104	686	68
122	St. John's.....	"	"	128	13	13	8	144						

No. 17.—STATEMENT showing the Description, Number and Tonnage of Canadian and United States Vessels trading on the Rivers and Lakes, &c.—Continued.

VESSELS ARRIVED.

Number.	Ports and Outlets.	CANADIAN.			UNITED STATES.								
		Number of Vessels.	Tons Register.	Number of Crew.	Number of Vessels.	Tons Register.	Number of Vessels.	Number of Crew.	Tons Register.	Number of Vessels.	Number of Crew.		
75	Stratford.....	139	20,081	1,407	2	919	14	2	515	26	26	10,884	213
76	Thessalon.....	19	6,303	292	2	1,705	32	25	8,328	280	32	56,515	1,210
77	Three Rivers.....	1	157	11	15	34,940	613	75	799	24	627	2,451	70
78	Toronto.....	878	653,141	34,077	109	4,350	22	22	16,951	671	12	11,885	138
79	Trenton.....	21	8,042	385	5	4,055	23	177	90,954	4,722	35	2,935	52
80	Valleyfield.....	23	695	95	23	1,580	61	81	11,822	573	18	1,139	79
81	Walkerville.....	95	41,925	1,813	12	385	48	166	11,411	1,108	21	55,881	536
82	Wallaceburg.....	78	10,128	466	13	1,478	34	690	276,694	6,002	162	964,701	13,425
83	West Dock.....	23	2,318	181	6	2,161	38	7,658	3,584,806	117,925	4,453		
84	Whitby.....	1	375	25	1	328,493	6,317	1,089		215,329			
85	Windsor.....	164	76,678	3,009	7								
	Total.....	9,446	4,474,653	215,329	1,089	328,493	6,317	7,658	3,584,806	117,925	4,453	964,701	13,425

SESSIONAL PAPER No. 11

No. 17.—SUMMARY STATEMENT of Canadian and United States Vessels trading on The Rivers and Lakes, which arrived at Canadian ports during the Fiscal Year ended June 30, 1906.

RECAPITULATION.

	Number of Vessels.	Tons Register.	Crew Number.
Canadian—Steam	9,446	4,474,653	215,329
Sail	1,089	328,493	6,317
United States—Steam	7,658	3,584,806	117,525
Sail	4,453	964,701	13,425
Total	22,646	9,352,653	352,596

DESCRIPTION OF VESSELS.

	Number of Vessels.	Tons Register.
Steam—Screw	13,474	5,488,998
Paddle	3,571	2,552,987
Stern wheel	59	17,474
Sail—Schooners	2,009	642,898
Sloops	104	1,281
Barges	3,429	649,015
Total	22,646	9,352,653

6-7 EDWARD VII., A. 1907

No. 18.—STATEMENT showing the Description, Number and Tonnage of Canadian and United States Vessels Trading on the Rivers and Lakes between Canada and the United States (exclusive of Ferrage) which DEPARTED from each Port or Outport during the Fiscal Year ended June 30, 1906.

VESSELS DEPARTED.

UNITED STATES.

CANADIAN.

Number.	PORTS AND OUTPORTS				CANADIAN.				UNITED STATES.			
	Number of Vessels.	Tons Register.	Crew, Number.	Number of Vessels.	Tons Register.	Crew, Number.	Number of Vessels.	Tons Register.	Crew, Number.	Number of Vessels.	Tons Register.	Crew, Number.
1	Algona Mills, Ont.	11,825	557	5	1,667	21	102	43,974	1,380	130	56,863	909
2	Andresburg, Ont.	5,229	321	70	4,929	26	780	180,922	7,239	114	35,257	644
3	Bath, Ont.	450	70	1	155	5						
4	Bellefleur, Ont.	5,155	257	36	8,362	207						
5	Bowmanville, Ont.	1,192	100	8	1,268	44						
6	Bridgeburg, Ont.						372	12,293	1,161	636	250,737	1,134
7	Brighton, Ont.	43,481	2,780	1	224	17						
8	Brockville, Ont.	199,341	11,260	4	579	12	712	112,599	5,151			
9	Bruce Mines	11,327	613	2			13	7,266	211	7	2,645	48
10	Cardinal, Ont.	674	61	4	677	17	7	752	43	3	578	13
11	Charlton, Ont.	1,391	1,425	4	1,391	16	12	1,417	98	21	4,833	102
12	Chippawa, Ont.	23,873	1,425	5	532	25	10	380	37	1	98	2
13	Clarenceville, Que.	1,070	60									
14	Cobourg, Ont.	23,271	1,571	9	1,564	41						
15	Cockburn Island, Ont.	2,071	138	4	800	38	5	1,306	56	4	480	26
16	Colborne, Ont.	598	50	3	313	11						
17	Collingwood, Ont.	61,402	2,746				25	20,655	396	5	2,684	36
18	Cornwall, Ont.	7,608	1,051									
19	Courtright, Ont.						32	3,714	390	9	1,064	28
20	Cudler, Ont.	3,208	109	6	2,927	42	60	24,118	797	49	21,822	341
21	Dawson, Y.T.	1,874	130	2	211	2	38	16,980	1,606	43	27,800	15
22	Deseronto, Ont.	26,289	1,393	56	13,468	353	13	1,975	125	21	4,511	115
23	Dunville, Ont.	416	140				2	1,076	54			
24	Fort Francis, Ont.	197	88				2	56	13			

SESSIONAL PAPER No. 11

25	Fort William, Ont.	123	202,647	3,671	4	6,445	33	262	564,632	5,284	18	25,726	146
26	Forty Mile, Y.T.	1	165	15				3	1,482	117			
27	Gaunaco, Ont.	301	12,323	1,125	27	3,624	129	292	17,369	1,815	20	1,075	64
28	Goderich, Ont.	12	7,370	201				20	7,881	506	12	4,183	67
29	Hamilton, Ont.	17	16,531	413	5	988	27						
30	Hope, Ont.	115	57,479	3,947	5	1,105	31						
31	Itouaouis, Ont.	3	267	24				156	17,836	612	1	128	6
32	Keonara, Ont.	27	2,358	284				30	380	183			
33	Kincardine, Ont.				2	254	10	6	1,324	310	4	895	24
34	Kingston, Ont.	779	484,716	28,472	268	57,931	1,316	391	40,429	2,498	112	9,056	422
35	Kingville, Ont.	5	1,555	45				2	736	21			
36	Leamington, Ont.				1	276	7						
37	Little Current, Ont.	19	4,490	253				39	16,894	549	23	9,866	157
38	Meaford, Ont.	1	1,201	18				6	3,926	84	2	654	15
39	Michipicoten, Ont.	21	19,712	416	8	22,272	68	4	8,263	75			
40	Midland, Ont.	36	37,250	618	22	7,916	151	40	46,706	631	14	6,196	99
41	Montreal, Que.	116	46,977	2,169	103	49,709	622	121	114,416	2,351	271	44,816	904
42	Morrisburg, Ont.	554	19,438	1,778	27	2,443	85	94	9,606	423	3	787	17
43	Napanee, Ont.	4	236	29	18								
44	Niagara, Ont.	337	34,970	8,136									
45	Nicolet, Que.												
46	North Portal, N. W. T.												
47	Oakville, Ont.	4	840	24				14	672	98	6	390	12
48	Oshawa, Ont.				1	294	6						
49	Ottawa, Ont.	25	2,981	227				2	288	5	158	15,272	316
50	Owen Sound, Ont.	536	385,425	1,448	4	2,870	28	44	32,373	630	35	17,078	247
51	Parry Sound, Ont.	46	32,999	887	6	2,465	43	129	199,782	2,389	49	22,269	306
52	Penetanguishene, Ont.	3	560	32				1	354	7			
53	Phillipsburg, Que.	4	428	24									
54	Pictou, Ont.	29	9,467	575	27	4,865	143				15	1,492	30
55	Point Edward, Ont.	234	166,658	4,736	3	381	14	114	24,152	911	6	1,200	32
56	Port Arthur, Ont.	84	111,888	2,940	2	418	10	291	161,736	107	18	4,741	80
57	Port Barwell, Ont.	29	909	136				33	8,360	306	67	20,234	177
58	Port Colborne, Ont.	61	10,596	332	7	1,527	26				2		
59	Port Dalhousie, Ont.							5	171	79			
60	Port Dover, Ont.	2	504	20				1	190	79			
61	Port Lambton, Ont.	4	234	31	1	135	5	173	88,798	6,557	5	1,711	23
62	Port Stanley, Ont.	19	11,401	520				493	642,662	13,724			
63	Prescott, Ont.	173	78,687	5,598	40	16,180	193	266	74,076	2,742	46	13,634	260
64	Quebec, Que.	32	12,602	387	62	26,912	352	12	10,086	196	296	42,517	682
65	Queenston, Ont.	247	173,737	9,658									
66	Rockport, Ont.	55	3,478	266				18	254	45	31	686	68
67	Rouهران, Ont.	20	2,064	209				169	13,255	3,115			
68	Rykerts, B. C.	2	86	8				8	144	24			
69	Sarnia, Ont.	308	73,875	2,340	55	25,056	240	800	428,944	29,292	125	44,486	645
70	Sault Ste. Marie, Ont.	1,170	492,436	21,474	18	37,514	144	215	73,845	2,634	47	24,839	326
71	Smith's Falls, Ont.	55	4,120	329									
72	Sorel, Que.										122	12,077	249
73	Southampton, Ont.	1	60	7									
74	St. John's, Que.	10	1,018	71	149	11,125	403	99	7,810	840	1,591	157,944	3,165

SESSIONAL PAPER No. 11

No. 18.—SUMMARY STATEMENT of Canadian and United States Vessels trading on Rivers and Lakes, which departed from Canadian ports during the Fiscal Year ending June 30, 1906.

RECAPITULATION.

	Number of Vessels.	Tons Register.	Number of Crew.
Canadian—Steam	8,275	3,768,679	168,763
" Sail	1,228	365,148	6,225
United States—Steam	7,873	3,369,274	118,842
" Sail	5,149	1,932,989	14,451
Total	22,525	8,536,090	308,281

DESCRIPTION OF VESSELS.

	Number of Vessels.	Tons Register.
Steam—Screw	12,890	4,943,224
" Paddle	3,195	2,173,556
" Stern wheel	63	21,173
Sail—Schooners	1,920	649,510
" Sloops	213	3,785
" Barges	4,244	744,842
Total	22,525	8,536,090

No. 19.—STATEMENT showing the Description, Number and Tonnage of Canadian and United States Vessels trading on the Rivers and Lakes between Canada and the United States (exclusive of Ferriage), which arrived and departed during the Fiscal Year ending June 30, 1906.

	CANADIAN.			UNITED STATES.			TOTAL.		
	Number of Vessels.	Tons Register.	Number of Crew.	Number of Vessels.	Tons Register.	Number of Crew.	Number of Vessels.	Tons Register.	Number of Crew.
Arrived	10,535	4,803,146	221,646	12,111	4,549,507	130,950	22,646	9,352,653	352,596
Departed	9,505	4,133,827	174,988	13,022	4,402,263	133,293	22,525	8,536,090	308,281
Total	20,038	8,936,973	396,634	25,133	8,951,770	264,243	45,171	17,888,743	660,877

SESSIONAL PAPER No. 11

Chatham, Ont.	93	15,152	835	123	22,182	1,236	
Chenainus, B.C.	102	7,565	728	131	7,311	616	
Chester, N.S.	155	12,293	951	15	12,293	951	
Cheticamp, N.S.	64	4,922	614	71	5,437	694	
Cheverie, N.S.							1
Clark's Harbour, N.S.	207	11,759	1,749	204	11,780	1,735	14
Clarenceville, Que.	27	2,889	69	29	3,101	116	
Clementsport, N.S.	11	732	56	11	732	56	
Cocagne, N.B.	1	12	3	1	12	3	
Colborne, Ont.	200	105,839	7,282	117	58,581	3,853	
Collingwood, Ont.	44	17,076	1,200	33	12,309	825	
Comox, B.C.	324	123,219	6,851	279	96,903	5,501	
Cornwall, Ont.	457	73,655	5,458	477	77,505	5,678	
Courtright, Ont.	6	1,651	38	6	1,651	38	12
Crapaud, P.E.I.	114	101,343	2,265	82	74,559	1,675	81
Crofton, B.C.	47	13,818	470	46	13,524	460	
Cutler, Ont.	103	11,475	843	114	14,612	952	
Dalhousie, N.B.	6	374	24	6	374	24	
Dawson, Y.T.	180	68,539	3,656	180	68,943	3,654	
Deseronto, Ont.	319	133,537	9,386	30	6,084	297	
Digby, N.S.	285	158,437	9,022	288	155,645	9,482	
Dorchester, N.B.	3	147	18	3	147	18	
Douglas, B.C.	2	124	15	5	361	41	
Dunville, Ont.	2	734	25	3	934	27	
English Bay, Que.	18	2,418	259	18	2,602	277	1
Esquimaux Point, Que.	28	9,156	616	28	9,156	616	
Fortville, Y.T.	38	11,656	536	38	11,656	540	
Fort William, Ont.	477	612,288	13,840	451	571,399	12,167	
Freeport, N.S.	33	1,616	229	31	1,519	217	
Gabarouse, N.S.	34	3,269	282	3	3,269	282	
Ganaoquo, Ont.	412	146,280	9,653	93	7,121	588	
Gaspé, Que.	106	71,518	2,927	106	71,518	2,927	
Georgetown, P.E.I.	325	47,977	5,812	334	48,754	5,942	
Glace Bay, N.S.	7	2,288	93	7	2,288	93	
Goderich, Ont.	55	30,977	1,133	60	28,184	1,314	
Grand Harbour, N.B.	2	64	4	2	64	4	
Grand River, P.E.I.	24	1,104	166	25	1,150	172	
Guysborough, N.S.	241	22,759	2,184	242	22,930	2,195	
Halifax, N.S.	1,292	439,422	18,477	1,111	461,627	20,259	44
Hamilton, Ont.	1,085	517,548	33,400	1,072	481,846	33,050	
Hantsport, N.S.	2	58	5	1	29	2	10
Harvey, N.B.	23	1,155	125	24	1,204	130	
Hillsboro', N.B.	32	1,343	160	26	1,150	143	
Isaac's Harbour, N.S.	177	24,935	2,389	176	24,945	2,368	
Inverness, N.S.	10	645	71	10	645	71	
Iroquois, Ont.	226	122,027	7,785	226	122,027	7,785	
Jordan Bay, N.S.	3	198	21	3	198	21	
Kaslo, B.C.	709	174,268	12,784	709	174,268	12,784	
Kincardine, Ont.	37	15,052	958	41	17,153	1,064	

No. 20.—STATEMENT of Vessels, British and Foreign, employed in the Coasting Trade, &c.—Continued.

PORTS AND OUTPORTS.	VESSELS ARRIVED.						VESSELS DEPARTED.					
	BRITISH.			FOREIGN.			BRITISH.			FOREIGN.		
	Number of Vessels	Tons Register.	Crew, Number.	Number of Vessels	Tons Register.	Crew, Number.	Number of Vessels	Tons Register.	Crew, Number.	Number of Vessels	Tons Register.	Crew, Number.
Kenora, Ont.	63	9,195	748			65	9,131	766				
Kingsport, N.S.	11	792	88			11	792	88				
Kingston, Ont.	996	293,910	23,568			533	117,559	5,929				
Kingsville, Ont.	7	3,089	98			3	779	30				
Ladner, B.C.	131	11,227	1,035			137	11,112	1,087				
LadySmith, B.C.	836	113,770	7,390			836	117,368	8,103				
La Have, N.S.	192	20,225	1,893			192	20,331	1,911				
Liscombe, N.S.	7	2,276	82			2	900	27				
Liverpool, N.S.	162	64,150	3,225			164	64,300	3,257				
Little Current, Ont.	396	191,351	10,221			396	191,551	10,221				
Lockeport, N.S.	132	60,611	3,497			132	60,641	3,497				
Lord's Cove, N.B.	142	11,280	906			124	9,760	812				
Louisbourg, N.S.	171	116,370	3,293	47	40,051	161	98,297	2,720	39	23,952	605	
Lunenburg, N.S.	133	61,858	3,112			135	62,122	3,144				
Maheu, N.S.	45	1,501	198	4	1,444	44	1,416	191	3	1,083	42	
Magdalen Islands, Que.	66	7,017	393			65	6,914	1,054				
Mathome Bay, N.S.	84	6,636	504			84	6,636	504				
Main-R-Dieu, N.S.	11	360	36			12	388	61				
Mainland, N.S.	16	1,152	128			14	1,008	112				
Marble Mountain, N.S.	139	130,867	2,280			130	130,867	2,250				
Margaree, N.S.	46	3,094	359			50	3,310	375				
Meaford, Ont.	257	147,892	6,537			184	92,706	1,620				
Medipicoten, Ont.	69	48,658	1,288			76	43,216	1,322				
Midland, N.B.	147	82,735	2,175			146	82,391	2,151				
Moncton, N.B.	18	864	90			18	864	90				
Montague, P.E.I.	100	7,800	1,000			97	7,566	970				
Montreal, Que.	3,558	1,287,834	69,599	177	336,392	3,552	1,280,950	69,538	162	315,002	4,368	
Morrisburg, Ont.	432	231,755	14,808			432	231,755	14,808				
Murray Harbour, P.E.I.	63	4,914	630			61	4,758	610				
Musquash, N.B.	25	1,145	114			31	1,433	142				

6-7 EDWARD VII., A. 1907

SESSIONAL PAPER No. 11

Nanaimo, B. C.	1,351	380,223	18,262			1,329	380,398	9	17,586		
Nanaimo, Ont.	14	1,262	131			15	1,321		149		
Nelson, B. C.	2,886	931,465	56,780			2,886	931,465		56,780		
Newcastle, N. B.		291	35			7	294		35		
New Glasgow, N. S.	686	94,402	7,812	1	1,612	842	93,472		6,978		
New Westminster, B. C.	468	297,074	13,586			424	261,303		14,133		
Niagara, Ont.	101	5,771	861			101	5,771		861		
North Head, N. B.	1	182				1	96		8		
North Sydney, N. S.	336	114,425	4,856	59	66,641	364	107,357		4,945	67	70,592
Oakville, Ont.	33	7,578	330			33	7,578		330		
Oshawa, Ont.	157	60,701	3,325			157	60,701		3,325		
Ottawa, Ont.	225	26,252	2,375	1	92	293	31,694		2,863		
Owen Sound, Ont.	575	348,081	13,391			536	382,425		14,248		
Parrishoro', N. S.	103	13,107	1,029			108	15,179		1,012		
Parry Sound, Ont.	890	309,945	17,123			890	286,096		16,750		
Paspheiac, Que.	128	66,827	2,745			126	64,918		2,679		
Penetanguishene, Ont.	18	3,818	231	2	894	18	3,818		231	2	894
Perce, Que.	92	68,536	2,624			92	68,336		2,624		
Phillipsburg, Ont.	4	428	24			4	428		24		
Pictou, Ont.	407	158,788	10,877			143	18,374		1,563		
Pictou, N. S.	553	101,613	9,532	24	29,659	549	101,156		9,398	26	33,566
Point Edward, Ont.	62	77,663	1,713			60	64,871		1,576		
Port Arthur, Ont.	432	574,500	13,392			715	908,744		22,619		
Port Burwell, Ont.	24	1,164	124			20	1,123		104		
Port Colborne, Ont.	88	77,412	1,167			22	11,743		213		
Port Credit, Ont.	1	491	18			1	401		18		
Port Dalhousie, Ont.	507	167,392	7,743			512	160,292		7,497	2	24
Port Dover, Ont.	9	1,051	51	2	24	10	860		51		6
Port Hastings, N. S.	57	27,624	779			54	26,348		776		
Port Hawkesbury, N. S.	168	26,307	2,695			175	27,886		2,701		
Port Hood, N. S.	146	10,575	1,237			143	9,863		1,137		
Port Hope, Ont.	296	111,084	7,546			296	111,256		7,546		
Port Latour, N. S.	148	7,131	1,291			146	7,296		1,291		
Port Medway, N. S.	11	567	41			9	540		33		
Port Morden, N. S.	30	13,980	400	5	3,355	30	13,980		400	5	3,355
Port Mulgrave, N. S.	833	65,389	6,329			942	68,998		6,712		
Port Simpson, B. C.	200	77,100	4,747			198	76,097		4,649		
Port Stanley, Ont.	22	724	106			27	4,831		299		
Prescott, Ont.	633	394,946	24,658			396	253,938		14,682		
Puabico, N. S.	103	9,092	981			1	40		2		
Pugwash, N. S.	1	40	2			1	40		2		
Quebec, Que.	651	903,131	34,256	43	66,181	810	1,557,388		50,784	33	46,975
Queensston, Ont.	246	158,654	8,936								
Rainy River, Ont.	80	9,280	792			80	9,280		792		
River Herbert, N. S.	34	1,598	172			26	1,216		132		
Riviere du Loup, Que.	2	3,401	59								
Rockport, Ont.	173	26,664	1,443			124	35,457		2,346		
Roulean and Blenheim, Ont.	2	145	16			4	522		43		
Rykerts, B. C.	2	86	8	8	144	2	86		8	8	144

6-7 EDWARD VII., A. 1907

No. 20.—STATEMENT of Vessels, British and Foreign, employed in the Coasting Trade, &c. *Continued.*
STEAMERS *Continued.*

PORTS AND OUTPORTS.	VESSELS ARRIVED.						VESSELS DEPARTED.					
	BRITISH.			FOREIGN.			BRITISH.			FOREIGN.		
	Number of Vessels.	Tonnage.	Crew, Number.	Number of Vessels.	Tonnage.	Crew, Number.	Number of Vessels.	Tonnage.	Crew, Number.	Number of Vessels.	Tonnage.	Crew, Number.
Sackville, N. B.	3	115	16				3	115	16			
Sandy Cove, N.S.	56	1,909	229				26	830	140			
Sarnia, Ont.	263	125,148	1,225				237	91,177	3,173			
Sault Ste. Marie, Ont.	550	786,635	25,956				888	684,613	21,968			
Shediac, N.B.	208	108,654	6,596				208	108,654	6,596			
Shoet Harbour, N.S.	59	6,835	1,003				52	6,651	883			
Shoehorn, N.S.	127	61,551	3,268	1	198		128	66,686	3,399			
Shoebrooke, N.S.	56	3,138	437				49	6,121	119			
Smith's Falls, Ont.	104	18,931	1,382				51	8,762	637			
Souris, P.E.I.	121	9,401	1,463				117	11,533	1,737			
Southampton, Ont.	31	11,919	810				30	12,468	814			
Stratford, Ont.	139	20,681	1,407	2	515		143	20,636	1,476	1	218	6
St. Andrews, N.B.	30	3,567	164				25	3,736	191			
St. George, N.B.	18	1,241	97				26	1,992	145			
St. John, N.B.	836	263,648	15,137	5	7,651	108	980	533,740	22,714	17	13,173	317
St. John's, Que.	60	8,472	573				61	8,579	583			
St. Martins, N.B.	14	651	61				12	594	56			
St. Peters, N.S.	25	6,433	474				25	6,433	474			
St. Stephen, N.B.	148	12,628	906				147	12,116	881			
Summerside, P.E.I.	292	155,562	7,973				279	148,809	7,722			
Sydney, N.S.	532	413,341	11,104	297	375,186	5,197	511	424,331	11,312	215	392,085	5,447
Thessalon, Ont.	239	113,474	5,096				247	117,720	5,273			
Thorne's Cove, N.S.	1	42	5				1	42	7			
Three Rivers, Que.	562	800,133	22,463	4	5,969	87	546	800,716	21,373	5	7,422	110
Toronto, Ont.	1,870	688,861	43,577				1,761	609,279	40,104			
Tracadie, N.B.	27	1,737	114				25	1,569	106			
Trenton, Ont.	193	101,611	6,988				11	1,334	86			
Truro, N.S.	36	2,592	288				36	2,592	288			
Tusket Wedge, N.S.	1	49	10				1	49	10			
Vancouver, B.C.	3,929	639,954	54,992				4,115	691,668	61,737			

SESSIONAL PAPER No. 11

Vernon River Bridge, P. E. I.	291	8,526	290	1	2,088	27	29	8,526	290	3	7,687	148
Victoria, B. C.	2,211	585,194	56,769	1			2,268	632,662	56,674			
Walkerville, Ont.	69	41,624	1,260				118	54,360	1,495			
Wallaceburg, Ont.	123	21,544	684				135	15,310	636			
West Bay, N. S.	63	6,615	441				63	6,615	441			
West Dock, Ont.	32	4,859	252				21	3,190	171			
Westport, N. S.	160	7,775	1,120				136	6,661	352			
Weymouth, N. S.	56	2,633	386				56	2,633	386			
Whitby, Ont.	255	64,463	3,482				105	6,039	319			
White Horse, Y. T.	125	52,616	2,799				129	52,639	2,861			
Whycocomagh, N. S.	26	6,994	234				26	2,994	234			
Windsor, N. S.	1	15	2	9	6,290	140	1	15	2			
Windsor, Ont.	327	140,226	5,173				295	98,282	3,210			
Wolfville, N. S.	32	2,304	296				32	2,304	296			
Yarmouth, N. S.	427	86,848	5,696	7	2,408	98	420	89,208	5,808	7	2,408	98
Total	50,960	19,107,821	1,013,423	663	984,121	15,187	47,739	18,385,954	931,734	675	970,445	15,997

SAILING.

Advocate Harbour, N. S.	54	3,420	169				49	2,747	158			
Alberton, P. E. I.	66	3,541	279				63	3,324	255			
Albion, N. B.	33	2,527	124				32	2,417	117			
Amherstburg, Ont.	66	2,849	236				53	2,172	93			
Annapolis Royal, N. S.	113	8,905	400	3	1,557	25	98	5,513	336			
Antigonish, N. S.	10	370	31				10	370	31			
Apple River, N. S.	46	4,116	174				46	2,422	140			
Archieat, N. S.	344	17,290	2,064	15	1,125	180	336	16,800	1,680	15	1,125	180
Baddeck, N. S.	8	588	38				6	487	25	2	147	9
Bele Verre, N. B.	23	636	50	1	464	10	25	639	55			
Barrington, N. S.	121	4,470	423	1	30	2	137	4,838	475	2	47	4
Bath, Ont.	10	259	20				10	259	20			
Bathurst, N. B.	57	3,218	216				55	2,536	205			
Bayfield, N. S.	7	267	24				6	168	18			
Beau River, N. S.	28	3,128	118	3	1,104	12	20	1,632	65			
Belleville, Ont.	78	3,035	181				87	4,242	223			
Belliveau's Cove, N. S.	55	2,279	173				55	2,367	168			
Bowmanville, Ont.	2	396	12				2	396	12			
Bridgetown, N. S.	42	2,182	148				45	2,382	159			
Bridgewater, N. S.	143	15,770	704				146	8,463	458			
Brighton, Ont.	2	327	11				2	299	9			
Brookville, Ont.	2	1,263	27				2	1,263	27			
Bruce Mines, Ont.	3	822	29				3	822	29			
Campbellton, N. B.	46	3,971	195	30	24,009	384	40	2,713	159			
Campobello, N. B.	102	1,939	237				97	1,914	229			
Canning, N. S.	38	2,152	110				37	1,928	107			
Canso, N. S.	831	38,855	4,171				820	34,717	3,722			
Carapicet, N. B.	68	2,211	254				71	2,608	273			

6-7 EDWARD VII., A. 1907

No. 20. STATEMENT of Vessels, British and Foreign, employed in the Coasting Trade, &c.—Continued.

SAILING—Continued.

VESSELS DEPARTED.

VESSELS ARRIVED.

PORTS AND OUTPORTS.

BRITISH.

FOREIGN.

BRITISH.

FOREIGN.

PORTS AND OUTPORTS.	BRITISH.			FOREIGN.			BRITISH.			FOREIGN.		
	Number of Vessels.	Tons Register.	Crew, Number.	Number of Vessels.	Tons Register.	Crew, Number.	Number of Vessels.	Tons Register.	Crew, Number.	Number of Vessels.	Tons Register.	Crew, Number.
Cardigan, P.E.I.	49	1,111	87	15	873	63
Cardinal, Ont.	2	161	10	2	461	10
Charlottetown, P.E.I.	705	41,241	2,292	726	12,456	2,361
Charlton, N.B.	320	49,533	1,101	363	16,667	1,011	1	1,036	46
Chatham, Ont.	30	5,537	178	33	3,870	195
Chatham, N.S.	140	7,405	492	143	7,212	515
Chatham, N.S.	50	1,614	197	49	1,662	140
Chatham, N.S.	31	1,507	92	2	1,176	11	37	11,600	111	5	5,011	24
Cheverie, N.S.	12	633	61	10	591	45
Church Point, N.S.	21	1,055	43	16	135	31
Claremont, Que.	154	5,698	189	3	130	22	194	6,296	633	2	53	6
Clark's Harbour, N.S.	16	1,025	60	11	485	38
Clementsport, N.S.	7	1,141	37	6	1,078	33
Colborne, Ont.	5	79	11	5	79	11
Colborne, N.B.	3	121	10	3	124	10
Collingwood, Ont.	3	181	10	2	150	6
Comox, B.C.	57	6,081	335	52	11,371	301
Courtright, Ont.	16	4,581	105	15	4,378	97
Charlottetown, P.E.I.	68	3,729	229	62	3,277	207
Charlottetown, P.E.I.	63	38,257	209	63	38,257	200
Charlottetown, P.E.I.	6	3,531	211	3	1,136	24	2	1,024	14
Charlottetown, P.E.I.	65	3,853	211	61	3,221	221	27	23,199	363
Dalhousie, N.B.	37	6,072	254	38	6,612	38
Dawson, Y.T.	43	6,649	254	40	5,860	236
Deseronto, Ont.	307	11,019	2,117	17	2,232	231	315	15,362	2,574	14	1,469	165
Digby, N.S.	26	4,115	127	27	4,467	138
Dorchester, N.E.	34	1,981	99	31	1,381	98
Economy, N.S.	17	929	95	16	907	85
Esquimaux Point, Que.	63	3,530	206	55	2,324	165
Five Islands, N.S.	1	1,701	1	5	2,213	5
Fortyville, Y.T.	20	19,608	154	20	15,855	146
Fort William, Ont.	198	5,454	1,063	202	6,450	1,271

SESSIONAL PAPER No. 11

	3	155	11	1	24	4	3	155	11	1	24	4
Fredericton, N.B.	3	155	11	1								
Gabarusse, N.S.	86	6,517	367									
Gananoque, Ont.	20	3,230	70				17	1,084	52			
Gaspé, Que.	114	10,152	617				108	9,501	640			
Georgetown, P.E.I.	148	7,842	532				153	8,321	551			
Glace Bay, N.S.	203	11,734	626				214	12,021	760			
Gloucester, Ont.	14	1,824	76				15	2,029	83			
Grand Harbour, N.B.	206	5,155	489				196	4,986	457			
Grand Narrows, N.S.	21	459	59				21	460	61			
Grand River, P.E.I.	45	1,986	144				45	1,915	143			
Graysboro, N.S.	41	2,368	145				45	2,600	162			
Halifax, N.S.	2,870	147,767	12,673	9	3,918	80	2,614	156,509	9,981	9	4,672	77
Hamilton, Ont.	2	116	6				1	58	3			
Hantsport, N.S.	22	2,259	80	3	681	17	24	11,421	113	19	8,945	118
Harbour au Bouche, N.S.	29	1,080	91				29	1,080	91			
Harvey, N.B.	23	1,544	79	2	555	11	23	1,428	75			
Hillsboro, N.B.	7	731	37				9	679	36			
Hingham, N.S.	4	160	15				4	160	15			
Inverness, N.S.	1	23	2				1	23	2			
Isaac's Harbour, N.S.	104	7,147	423				106	7,040	421			
Jordan Bay, N.S.	33	2,249	163	1	325	4	20	932	65			
Kentville, N.S.	54	1,540	132				55	1,535	138			
Kincardine, Ont.	41	3,474	132				41	3,470	133			
Kingsport, N.S.	29	2,458	91				28	1,514	80			
Kingston, Ont.	305	116,642	1,895				380	130,314	1,717			
Kingsville, Ont.	1	45	4									
Ladysmith, B.C.	41	40,558	114				44	41,864	121			
La Have, N.S.	64	4,986	369				157	13,060	1,044			
L'Ardoise, N.S.	42	1,902	153				47	1,925	158			
Liscombe, N.S.	29	2,093	116				36	1,818	133			
Little Bras d'Or, N.S.	22	474	54				33	400	61			
Little Current, Ont.	4	1,246	25				5	1,578	32			
Liverpool, N.S.	211	16,572	920				214	15,800	901			
Loxport, N.S.	72	4,370	290				79	4,717	322			
Londonderry, N.S.	14	786	43				14	786	43			
Lord's Cove, N.B.	50	1,714	141				54	1,452	152			
Louisburg, N.S.	335	59,049	1,593	2	150	38	336	59,393	1,500			
Lunenburg, N.S.	440	29,006	2,368				480	32,522	2,591			
Maillon, N.S.	21	950	66				21	941	68			
Magdalen Islands, Que.	117	6,112	553	21	1,582	387	123	6,146	540	27	1,868	471
Matamee Bay, N.S.	116	7,986	521				131	9,361	796			
Mattamora, N.S.	28	792	79				28	792	79			
Mattamora, N.S.	28	1,598	84				27	1,610	81			
Matteawan, N.S.	20	1,380	90				20	1,330	89			
Matteawan, P.E.I.	28	4,752	296				17	4,752	296			
Marble Mountain, N.S.	90	4,752	296				90	4,752	296			
Margaree, N.S.	15	564	47				17	621	56			
Margaretville, N.S.	40	1,700	119				41	1,803	134			
Meteghan, N.S.	88	3,434	275	3	2,000	23	88	3,613	310	2	1,973	19
Michipicoten, Ont.	8	18,080	66				2	2,424	14			
Midland, Ont.	16	4,431	106				16	5,174	105			

6-7 EDWARD VII., A. 1907

No. 20. STATEMENT of Vessels, British and Foreign, employed in the Coasting Trade, &c. — *Continued.*SAILING — *Continued.*

PORTS AND OUTFITTERS.	VESSELS ARRIVED.				VESSELS DEPARTED.			
	BRITISH.		FOREIGN.		BRITISH.		FOREIGN.	
	Number of Vessels.	Tons Register.	Crew Number.	Number of Vessels.	Tons Register.	Crew Number.	Number of Vessels.	Tons Register.
Moncton, N.B.	11	2,146	143	12	2,506	112		
Montagu, P. E. I.	137	7,927	185	131	7,669	176		
Montreal, Que.	2,216	500,728	9,085	2,237	500,386	9,178		
Murray Harbour, P. E. I.	52	2,025	149	54	2,037	152		
Musquash, N.B.	82	2,221	230	64	1,749	162		
Nanaimo, B. C.	17	234	31	20	648	57		
Napaine, Ont.	16	661	41	22	1,241	61		
Nelson, B. C.	1,425	721,130	2,850	1,425	721,130	2,850		
Newcastle, N.E.	100	6,983	388	67	3,499	237		
New Campbellton, N.S.	1	82	4	1	82	4		
New Glasgow, N.S.	26	910	74	26	910	74		
New London, P. E. I.	24	1,269	89	26	1,394	100		
New Westminster, B. C.	72	17,550	168	72	16,963	161		
North East Harbour, N.S.	49	2,270	199	53	2,783	205	2	4
North Head, N.B.	135	1,414	363	132	4,825	117		
Northport, N.S.	16	161	38	17	484	10		
North Sydney, N.S.	573	31,823	2,477	765	50,845	2,965	30	4,975
Ottawa, Ont.	386	58,361	1,468	536	82,977	2,123	109	11,353
Owen Sound, Ont.	4	2,870	28	4	2,870	28		
Parishore, N.S.	511	78,416	1,416	517	78,658	1,551		
Parry Sound, Ont.	48	13,422	321	56	14,518	362		
Paspébiac, Que.	198	11,391	1,039	171	10,010	722	3	1,463
Percé, Que.	62	5,183	333	42	2,778	190		
Philipsburg, Que.				15	1,492	30		
Pictou, Ont.	56	4,111	213	43	1,859	133		
Pictou, N.S.	433	25,176	1,443	411	25,650	1,601		
Point Edward, Ont.	17	3,714	104	21	4,430	124		
Port Credit, Ont.	15	344	30	20	478	43		
Port George, N.S.	20	972	39	21	1,246	71		
Port Greville, N.S.	71	5,262	241	86	7,632	293		

SESSIONAL PAPER No. 11

Port Hastings, N.S.	505	27,609	1,825	506	27,542	1,791		
Port Hawkesbury, N.S.	357	25,363	1,668	389	26,941	1,514		
Port Hill, P.E.I.	1	91	5	1	91	5		
Port Hope, N.S.	98	5,781	379	97	5,528	364		
Port Hope, Ont.	2	505	13	2	513	13		
Port Latour, N.S.	57	1,554	261	54	1,456	241		
Port Lorne, N.S.	16	400	34	14	350	30		
Port Medway, N.S.	47	2,941	188	47	2,822	184		
Port Morien, N.S.	81	7,000	360	81	7,000	360		
Port Mulgrave, N.S.	83	4,253	496	98	5,607	706		
Port Simpson, B.C.	10	110	55	14	171	17		
Port Stanley, Ont.	4	1,187	27	27	463	47		
Port Williams, N.S.	30	2,026	100	28	1,707	87		
Prescott, Ont.	7	3,329	42	6	1,707	87		
Pubnico, N.S.	113	3,606	372	124	3,588	36		
Pugwash, N.S.	87	3,393	236	88	3,573	240		
Quebec, Que.	785	76,479	2,519	731	55,602	2,284	18	4,139
River Boigeois, N.S.	85	1,538	203	90	1,713	355		
River Herbert, N.S.	134	11,681	504	110	8,975	363		
River John, N.S.	5	160	10	5	160	10		
Riviere du Loup, Que.	1	139	7					
Rushaco, P.E.I.	24	1,339	79	26	1,388	85		
Sackville, N.B.	28	1,771	103	48	5,271	185		
Salmon River, N.S.	7	299	22	10	423	35		
Sandy Cove, N.S.	55	1,327	140	57	1,846	177		
Sarnia, Ont.	79	19,822	452	73	20,018	453		
Sault Ste. Marie, Ont.	15	8,919	120	22	25,966	163		
Shediac, N.B.	84	3,824	255	85	3,864	254		
Sheet Harbour, N.S.	76	4,982	310	68	4,261	259	1	1,260
Sheburnie, N.S.	130	9,496	603	128	8,807	614	10	1,538
Sherbrooke, N.S.	50	4,454	182	45	2,832	161		
Shippegan, N.B.	39	2,220	225	64	2,402	235		
Sorel, Que.				128	13,046	297	122	12,077
Souris, P.E.I.	92	4,687	387	95	4,840	396		
Southampton, Ont.	15	1,460	61	16	1,641	67		
St. Andrews, N.B.	145	3,220	390	161	5,913	450		
St. George, N.B.	38	2,114	195	44	1,512	122		
St. John, N.B.	1,542	140,436	5,212	1,653	137,392	5,173	1	818
St. John's, Que.	6	183	13	25	355	50		
St. Martin's, N.B.	140	10,168	501	130	9,158	452		
St. Peters, N.S.	116	4,870	464	129	5,550	516		
St. Stephen, N.B.	138	3,908	331	146	3,873	356		
Summerside, P.E.I.	223	13,085	792	232	13,320	663	1	217
Sydney, N.S.	653	53,237	2,602	597	48,023	1,976	3	834
Tatamagouche, N.S.	1	38	2	1	38	2		
Thessalon, Ont.	1	150	6	1	150	6		
Thorne's Cove, N.S.	29	573	65	28	1,742	98	5	467
Three Rivers, Que.	18	2,704	74	15	2,300	76		
Tidnish, N.S.	7	253	17	7	253	17		
Tignish, P.E.I.	253	1,288	124	24	1,387	130		

6-7 EDWARD VII., A. 1907

No. 20.—STATEMENT of Vessels, British and Foreign, employed in the Coasting Trade, &c.—Continued.

SAILING—Continued.

PORTS AND OUTPORTS.	VESSELS ARRIVED.						VESSELS DEPARTED.					
	BRITISH.			FOREIGN.			BRITISH.			FOREIGN.		
	Number of Vessels.	Tons Register.	Crew Number.	Number of Vessels.	Tons Register.	Crew Number.	Number of Vessels.	Tons Register.	Crew Number.	Number of Vessels.	Tons Register.	Crew Number.
Toronto, Ont.	261	15,727	702				289	15,474	769			
Tracadie, N.B.	30	941	83				33	1,024	98			
Trenton, Ont.	26	1,243	68				34	1,337	88			
Truro, N.S.	46	3,194	135				46	3,173	135			
Tusket, N.S.	17	2,185	81				5	222	15			
Tusket Wedge, N.S.	15	1,166	62	1	341	6	11	619	41			
Vancouver, B.C.	271	203,194	1,469				248	181,296	1,322			
Vernon River Bridge, P.E.I.	33	1,791	118				32	1,743	115			
Victoria, B.C.	93	23,058	356				95	29,473	406	1	1,643	21
Walkerville, Ont.	42	6,213	387				42	2,230	159			
Walker, N.S.	35	1,395	86				35	1,395	86			
Wallaceburg, Ont.	39	8,763	226				53	11,117	299			
Walton, N.S.	80	10,878	254	2	747	11	67	3,327	166	1	266	7
West Bay, N.S.	17	937	64				17	937	64			
West Dock, Ont.	2	362	11				3	407	15			
Westport, N.S.	189	6,156	865				179	5,146	854			
Weymouth, N.S.	90	4,909	290				76	3,826	240	3	188	12
Whitby, Ont.	3	448	15				4	709	21			
White Horse, Y.T.	30	3,773	30				29	3,731	29			
Whycocomagh, N.S.	4	197	13				4	197	13			
Windsor, N.S.	187	24,187	545	20	12,971	115	211	12,051	591	3	934	21
Windsor, Ont.	70	10,775	219				83	10,444	374			
Wolfville, N.S.	61	2,695	164				67	3,720	191			
Yarmouth, N.S.	231	7,277	719	1	1,446	15	330	19,351	996	1	1,446	15
Total	26,329	3,339,584	102,427	632	112,078	2,806	26,562	3,329,361	99,611	455	94,698	2,473

SESSIONAL PAPER No. 11

No. 20.—STATEMENT of Vessels, British and Foreign, employed in the Coasting Trade, &c.—*Concluded.*

RECAPITULATION.

	STEAMERS.			SAILING VESSELS.			TOTAL.		
	Number of Vessels.	Tonnage.	Crew, Number.	Number of Vessels.	Tonnage.	Crew, Number.	Number of Vessels.	Tonnage.	Crew, Number.
Arrived—									
British.....	50,960	19,107,821	1,013,423	26,329	3,339,584	102,427	77,289	22,447,405	1,115,850
Foreign.....	663	984,121	15,187	632	112,078	2,806	1,295	1,096,199	17,993
Total.....	51,623	20,091,942	1,028,610	26,961	3,451,662	105,233	78,584	23,543,604	1,133,843
Departed—									
British.....	47,799	18,385,954	931,734	26,562	3,329,361	99,611	74,361	21,715,315	1,031,345
Foreign.....	675	970,445	15,937	455	94,698	2,473	1,130	1,065,143	18,410
Total.....	48,474	19,356,399	947,671	27,017	3,424,059	102,084	75,491	22,780,458	1,049,755

DESCRIPTION OF VESSELS.

	ARRIVED.		DEPARTED.		TOTAL.	
	Number of Vessels.	Tonnage.	Number of Vessels.	Tonnage.	Number of Vessels.	Tonnage.
Steamers—						
Screw.....	38,725	13,132,251	38,124	13,820,836	76,849	26,953,087
Paddle.....	9,388	5,684,259	6,837	4,261,405	16,225	9,945,664
Sternwheel.....	3,510	1,275,432	3,513	1,274,158	7,023	2,549,590
Total steamers.....	51,623	20,091,942	48,474	19,356,399	100,097	39,448,341
Sailing vessels.....						
Ships.....	1	1,260	6	11,368	7	12,628
Barques.....	43	41,331	46	39,685	89	81,016
Barquentines.....	32	9,540	62	8,517	94	18,057
Brigs.....	4	2,050	5	2,229	9	4,279
Brigantines.....	42	8,220	47	8,849	89	17,069
Schooners.....	20,427	1,375,329	20,410	1,371,496	40,837	2,746,825
Sloops.....	1,380	68,419	1,416	69,579	2,796	137,998
Barges, canal boats, &c.....	5,032	1,945,513	5,025	1,912,336	10,057	3,857,849
Total sailing.....	26,961	3,451,662	27,017	3,424,059	53,978	6,875,721
Grand total.....	78,584	23,543,604	75,491	22,780,458	154,075	46,324,062

INDEX TO IMPORTS.

Articles.	Summary Statement.	General Statement.	Articles.	Summary Statement.	General Statement.
A	Page, part 1.	Page, part 2.	A	Page, part 1.	Page, part 2.
Absinthe.....	134	226	Amyl alcohol.....	134	226
Absorbent cotton and cotton wool, &c., Antiseptic.....	78	4	Anatomical preparations..... Free	164	333
Acetic acid.....	90	54	Anchors.....	157	318
Acids.....	90	54	Anchovies.....	98	84
Acid, boracic..... Free	154	303	Angle iron for bedsteads..... Free	158	321
" hydro-fluo-silicic.....	154	303	Angles, iron or steel.....	110	138
" oxalic.....	154	303	Anglo-Am. Tel. Co., articles for..... Free	164	335
" phosphate.....	90	54	Angostura bitters.....	134	228
" stearic.....	138	242	Aniline dyes in pkgs. less than 1 lb.....	90	56
" tannic..... Free	154	303	" " bulk, &c..... Free	154	304
" tartaric crystals.....	156	313	" oil, crude.....	154	304
Acids, other, N.E.S.....	90	56	" salts, and arseniate.....	154	304
Aconite, unground..... Free	155	307	Animal oils.....	124	180
Actions, watch.....	142	260	" oil, N.E.S.....	124	180
Additional duties.....	146	278	" stearic.....	128	206
Admiralty charts..... Free	152	297	Animals for exhibition..... Free	150	288
Advertising bills and folders.....	80	10	" " improvement of stock.....	150	287
" pamphlets, &c.....	80	10	" living.....	78	2
Adzes.....	116	152	" " N.E.S.....	78	2
Aerated waters.....	122	176	Anise and anise star seed..... Free	155	311
Agate iron or steel hollow-ware.....	114	146	Annatto, cotton seed oil for.....	162	329
Agricultural implements.....	106	122	" liquid or solid.....	154	305
" " N.E.S.....	106	126	" seed.....	152	295
" " parts of.....	106	126	Anodes, nickel.....	120	172
Air compressors.....	110	134	Anodynes, alcoholic.....	134	230
Air guns and rifles.....	114	150	Anthracite coal and dust..... Free	148	280
Alabaster ornaments.....	94	70	Anti-corrosive and anti-fouling paints.....	124	190
Alazarine and artificial alazarine..... Free	154	304	Antimony, or regulus of..... Free	154	305
Album insides, of paper.....	152	297	" salts.....	154	305
Albumenized paper, photo.....	126	190	Antiseptic surgical dressings.....	78	4
Alcohol.....	134	226	Antiquities, collections of..... Free	164	336
Alcoholic liquors, N.O.P.....	134	230	Anvils.....	106	126
" perfumes.....	134	230	Apparatus, electric.....	94	68
Ale.....	78	2	Apparel of subjects dying abroad..... Free	164	334
Alligator leather, dressed, &c.....	118	160	Apple trees.....	126	200
Alkanet, crude, crushed or ground..... Free	155	307	Apples, dried.....	100	96
Almanacs, advertising.....	80	10	" green.....	100	100
Almonds.....	100	98	Arabic gum..... Free	155	308
Alpacas, unfinished, &c.....	146	274	Archill, extract of.....	155	310
Alum in bulk and alum cake..... Free	154	304	Argal or argols.....	154	305
Alumina or oxide of aluminium.....	148	281	Army, articles for.....	164	335
" sulphate of.....	154	304	Aromatic spirits of ammonia.....	136	232
Aluminium, chloride of.....	154	306	Arrowroot.....	82	16
" leaf.....	104	112	Arrack.....	134	226
" mfrs. of.....	120	166	Arsenic..... Free	154	305
" metal..... Free	157	319	Articles, Canadian, returned.....	164	334
Aluminum, acetate of, crude.....	155	311	" for Anglo-Am. Tel. Co.....	164	335
" kitchen ware.....	114	146	" army and navy.....	164	335
Amaranth, sawdust of..... Free	150	287	" Consuls-General.....	164	334
Amber gum.....	155	308	" excise purposes.....	164	335
" ornaments.....	94	70	" Government.....	164	335
Ambergris..... Free	148	283	" Governor-General.....	164	334
Ammonia, aromatic spirits of.....	136	232	" ships stores.....	164	335
" nitrate of..... Free	154	304	Artificial flowers.....	94	74
" sulphate of.....	154	304	" limbs..... Free	152	297
Ammunitions, N.O.P.....	104	116	" teeth.....	152	297
			Artotypes.....	80	12
			Arucaria..... Free	152	294

INDEX TO IMPORTS—Continued.

Articles.	Summary Statement.	General Statement.	Articles.	Summary Statement.	General Statement.
A	Page, part 1.	Page, part 2.	B	Page, part 1.	Page, part 2.
Asbestos, not crude and manufac- tures of.....	122	174	Baskets.....	78	4
Ash, handles of.....	144	264	" tool.....	142	254
" pot and pearl..... Free	152	297	Bath brick.....	82	22
" white.....	159	286	Baths, earthen.....	92	64
" sawdust of.....	150	287	Batteries, electric and galvanic.....	94	68
Asphaltum or asphalt.....	152	297	Batts and batting, cotton.....	88	44
Astrachan hair-skins.....	153	298	Bayonets.....	114	159
Astronomical globes.....	156	316	Bay rum, alcoholic.....	134	230
Attar of roses.....	153	310	Bead ornaments.....	94	70
Auger and auger bits, steel for.....	161	326	Beams, iron or steel.....	110	138
Australian gum.....	155	308	Beans.....	82	18
Automobiles.....	198	132	" crude drugs..... Free	156	314
Axes.....	116	152	" locust and meal.....	152	295
" steel for..... Free	161	326	" Nux Vomica, Tonquin and Vanilla..... Free	154	305
Axle bars, steel, for carriages, &c.....	161	326	" seed from G. B.....	152	296
Axle grease.....	104	114	Beaver hats, caps and bonnets.....	106	118
Axles, axlebars and blanks for vehicles	106	126	Bed comforts.....	146	270
			Bed fasts, steel for..... Free	160	325
			Bed quilts, cotton.....	90	46
			Bedsteads, iron tubes for..... Free	158	321
			Beef, salted.....	128	208
			Beer.....	78	2
			Bees..... Free	151	288
			Beeswax.....	142	262
			Beet seed..... Free	152	296
			" syrups.....	138	246
			Bells.....	78	6
			" for churches..... Free	153	298
			Belting, duck for.....	156	315
			" except rubber and leather.....	78	6
			" leather.....	116	158
			" of leather.....	118	162
			" of rubber.....	104	116
			" sprocket or link.....	108	128
			Belts, cartridge.....	104	116
			" surgical and electric.....	78	6
			" N.O.P.....	78	6
			Bengalines, unfinished, &c.....	146	274
			Bent plate or other sheet glass.....	104	112
			Berries.....	100	100
			" crude drugs..... Free	156	314
			" wild.....	152	294
			Bessemer steel wire for mattresses.....	160	324
			Bevelled plate glass.....	102	110
			Bibles..... Free	153	299
			Bicarbonate of potash.....	92	60
			" soda.....	92	60
			Bicycle chain, steel for..... Free	160	326
			Bicycle tires, fabrics for.....	153	301
			Bicycles and parts of.....	84	30
			" seamless steel tubes for.....	112	144
			Billets, hickory..... Free	149	285
			" iron or steel.....	168	132
			" steel, for axles..... Free	161	326
			Billiard tables.....	78	6
			Bills, advertising.....	80	10
			" of exchange, unsigned.....	80	8
			Binders, sprocket or link belting for.....	108	128
			Binder twine..... Free	153	298
			" articles for.....	153	298
			Bird cages and metal parts.....	120	168
			Bird skins..... Free	164	336
			Biscuits.....	82	16
			Bismuth, metallic, natural..... Free	157	319

INDEX TO IMPORTS—Continued.

Articles.	Summary	General	Articles.	Summary	General
	Statement.	Statement.		Statement.	Statement.
B	Page,	Page,	C	Page,	Page,
	part 1.	part 2.		part 1.	part 2.
Brushes.....	84	24	Cannister powder.....	104	114
Brussels carpet.....	146	276	Caunons.....	114	150
Buckle clasps, steel for..... Free	160	325	Cantdogs.....	116	152
Buckles, not jewellery.....	120	168	Canoes.....	78	8
Buckram for hat shapes..... Free	153	301	Canvas, for sails.....	84	28
Buckthorn strip fencing.....	114	148	" jute for carpets, &c..... Free	157	318
Buckwheat.....	82	20	" linen.....	100	92
" flour or meal.....	82	20	" not frictionized, for bicycle		
Building brick.....	82	22	tires..... Free	153	301
" plans.....	80	12	Caoutchouc, crude.....	163	331
" sections, iron or steel.....	110	138	Caps, fur, &c.....	102	106
" stone.....	138	242	" glass for m'fg. vaccine points		
Builders' hardware.....	108	130	Free	163	332
Buggies.....	84	28	" percussion.....	104	116
Bullions roots, N. O. P.....	130	214	" for whips..... Free	113	332
Bulbs..... Free	152	294	" N. E. S.....	106	118
" crude drugs.....	156	314	Capes, fur.....	102	106
" for electric light.....	102	106	Caplins..... Free	154	301
" rubber for vaccine points..... Free	163	332	Caraway seeds.....	155	311
Bullets, lead.....	116	158	Carbolic or heavy oil.....	162	329
Bullion..... Free	165	339	Carbons, electric.....	94	68
" or gold fringe.....	153	301	" over 6 in. for manfrs... Free	154	301
Bunting, unfinished, &c.....	146	274	Carboys, glass.....	102	106
Burgundy pitch..... Free	154	306	Cardamon seed..... Free	155	311
Burners, gas, &c.....	120	170	Cardboard.....	126	192
" incandescent.....	120	170	Card clothing, fillets for mfrs... Free	156	315
Burnt siennas.....	124	190	" machine.....	118	164
Bures, brass.....	80	14	Cards for playing.....	126	192
" copper.....	88	38	Carpet bags.....	142	254
Burr stones, in blocks, rough.... Free	148	280	" linings.....	98	90
Butter.....	128	206	" sweepers.....	84	30
Buttons.....	84	26	Carpets, cork.....	124	184
" mohair cloth lastings for... Free	157	318	" N. E. S.....	84	30
" shoes, paper mache.....	153	301	" wool.....	146	276
Butts and hinges, iron or steel.....	106	126	" yarn and canvas for... Free	157	318
C			Carpeting, cocoa.....	86	34
Cabinet organs.....	122	178	" hemp or jute.....	98	88
Cabinet-makers' hardware.....	108	130	" straw.....	138	244
Cables, wire.....	114	148	Carriage hardware.....	108	132
Cages, bird, &c., and metal parts....	120	168	" mats and rugs.....	118	166
Cake, oil, cottonseed and palm... Free	162	329	" oil cloth.....	126	184
Calendars, advertising.....	80	10	" springs and axles, steel for		
Calcareous tufa..... Free	148	283	Free	161	326
Caliskins.....	116	158	Carriages and vehicles.....	84	28
Calico printing, copper rollers for... Free	158	321	" children's.....	84	30
" " iron liquor for.....	155	308	" parts of.....	84	28
" " red liquor for.....	155	311	Carrot seed..... Free	152	296
Calumba, mground.....	155	307	Car wheel tires, steel, rough.....	158	322
Cambrie cloths, cotton.....	90	52	Cars, railway, tram or horse and parts		
Camphor, gum.....	92	58	" cases.....	104	116
Camwood and extract of..... Free	154	306	Cartridge belts.....	104	116
Canadian articles returned.....	161	334	Cartridges.....	104	116
Canada plates.....	108	128	" brass cups for..... Free	157	319
Candied peel and popcorn.....	110	248	" primers for.....	157	317
Candles.....	84	26	Cart skeins or boxes.....	106	126
Candy, sugar.....	140	248	Carts, pleasure.....	94	28
Cane, split, &c.....	84	26	Cases, jewelry, &c.....	84	72
Cane syrups.....	138	246	" musical instrument.....	128	204
Cane unmanufactured..... Free	151	293	" ornamental.....	94	70
Canes, walking.....	144	268	" pipe and cigar, &c.....	142	254
Canned fruit.....	102	104	" watch.....	142	260
" meats, poultry and game....	128	208	Cashmeres, unfinished, &c.....	146	274
" vegetables.....	142	258	Cash registers.....	84	30
			Casings, sausage.....	130	212
			" " not cleaned..... Free	151	292

INDEX TO IMPORTS—Continued.

Articles.	Summary Statement.	General Statement.	Articles.	Summary Statement.	General Statement.
	Page, part 1.	Page, part 2.		Page, part 1.	Page, part 2.
C			C		
Casket gimps, fringes, &c.	94	72	China clay. Free	148	280
Caskets and coffins and metal parts. . .	144	264	" goat plates or rugs. "	153	298
" silk and satin for.	132	216	" stone. "	148	280
Cassimeres, wool.	146	268	" ware.	92	66
Castors, furniture, steel for. Free	160	325	Chip hats, &c.	106	120
Castile soap, mottled or white.	132	222	" plaits. Free	162	331
Cast iron pipes.	108	128	Chipped glass.	102	108
" scrap iron.	108	128	Chloralum or chloride of aluminum		
Cast as models. Free	164	336	Free	154	306
Castings, iron or steel, rough.	108	126	Chloride of lime. "	154	306
" malleable iron or steel.	110	136	Chloroform.	92	62
Castor oil.	124	180	Chocolate.	86	36
Catalogues, advertising.	80	10	" paste.	86	36
Cat-gut for musical instruments. Free	154	301	Chrome steel.	114	152
" unmanufactured. "	151	289	Chromos.	80	12
Catsups.	130	212	" advertising.	80	12
Cattle for exhibition. Free	150	288	Chronometers for ships. Free	154	302
" horned.	78	2	Church vestments.	86	32
" for improvement of stock. Free	150	287	Churns, earthen.	92	64
Cedar, red.	150	286	" wood.	114	266
" sawdust.	150	287	Cider.	86	34
" Spanish.	150	286	Cigar box nails.	110	136
" sawdust.	150	287	" and cigarette holders, &c.	142	254
Celluloid, manufactures of, N. E. S. . .	84	30	Cigars.	140	252
" in the rough. Free	154	301	Cigarettes.	140	252
Celluloids, and matrices for.	120	172	Citron rinds in brine. Free	154	302
" newspaper and book. Free	161	326	Clapboards, pine and spruce. "	150	287
Cement.	84	30	Clasps for purses, chatelaines, &c.	120	168
" manufactures of.	84	32	Clay crucibles. Free	154	303
Centres, raw hide for whips. Free	163	332	" manufactures of.	82	24
Cereal foods, prepared.	82	22	Clays. Free	148	280
Chain, bicycle, steel for. Free	160	326	Cleavers.	116	152
Chains, cable, for ships.	158	321	Cliff stone. Free	148	280
" hair.	104	118	Cloaks, fur.	102	106
" iron or steel.	108	128	Clock springs, steel for. Free	160	325
Chalk stone. Free	148	280	Clocks, keys and movements.	86	34
" prepared.	86	32	Cloth, felt.	146	270
Champagne.	136	240	" oiled.	124	184
Chamois skins, dressed, &c.	118	160	Cloths, not rubbered, &c.	86	34
Channels, iron or steel.	110	138	" wool.	146	268
Charcoal.	86	32	Clothes lines, wire.	114	148
Charcoal-making machinery. Free	159	323	" wringers.	86	34
Charts.	80	10	Clothing card, machine.	118	164
" Admiralty. Free	152	297	" cotton.	90	48
Chatelaine bags, frames, &c., for.	120	168	" donations of. Free	164	336
Chases, printing.	120	174	" horse, linen.	98	90
Cheese.	128	206	" linen.	100	92
Chemicals.	90	54	" rubber or waterproof.	104	116
" all other, N.O.P. Free	154	303	" silk.	132	218
Cheques, unsigned.	80	8	" wool.	146	274
Cherries.	100	100	Clout nails.	110	136
Cherry trees.	126	200	Coal, anthracite and dust. Free	148	280
" wood. Free	149	285	" bituminous and dust.	86	34
" sawdust of.	150	287	" cutters, percussion.	110	134
Chessmen, ivory or bone.	94	74	" oil.	122	180
Chestnut. Free	149	285	" " or other fixtures.	120	170
" sawdust.	150	287	" tar dyes. Free	154	304
Chicle gum, crude.	155	308	" tar and pitch.	154	302
Chicory.	86	32	Coated papers.	126	196
Chiffon for caskets.	94	72	" tape and textile.	124	184
Children's carriages and sleds.	84	30	Coatings, wool.	146	270
Chilled rolls, iron or steel.	112	140	Coat linings, unfinished, &c.	146	274
Chimney linings, vents and tops.	82	24	Coats, fur.	102	106
Chimneys, lamp, glass.	102	108	Cobalt, ore. Free	148	282
			" oxides of.	154	302

INDEX TO IMPORTS—Continued.

Articles.	Summary	General	Articles.	Summary	General
	Statement.	Statement.		Statement.	Statement.
C	Page.	Page.	C	Page.	Page.
	part 1.	part 2.		part 1.	part 2.
Cochineal.....	154	306	Copper tubing.....	158	320
Cocoa beans, not roasted, &c.....	151	293	Copperas.....	156	313
" butter.....	86	36	Cordage.....	88	40
" carpeting, &c.....	86	34	Cordials.....	134	228
" nuts.....	86	36	Cordovan leather, dressed, &c.....	118	160
" paste.....	86	36	Cords, fancy.....	94	72
" shells, nibs and preparations of.....	86	36	" hair.....	104	118
Coconut, desiccated.....	86	36	" uncoloured cotton.....	90	52
" oil, natural.....Free	162	329	" wool or worsted yarn for.....Free	163	333
Cocobora sawdust.....	159	287	Coriander seed.....	155	312
Cocos and cocoa butter.....	86	36	Cork matting and carpets.....	124	184
Codfish.....	96	78	" wood and bark.....Free	149	284
" from Newfoundland.....Free	149	283	Cork, corkwood or bark, manufac-		
Cod liver oil.....	98	88	" tures of.....	88	40
Cod oil.....	98	88	Corks for manufacturing vaccine		
" from Newfoundland.....Free	149	284	" points.....Free	163	332
Coffee.....	88	36	Corns.....	152	294
" green, imported direct.....Free	164	337	Corn, broom.....	151	293
Coffins and metal parts.....	144	264	" canned.....	142	258
Coil chain.....	108	128	" cracked, evaporated or dried.....	82	22
Coins, cabinets of.....Free	164	336	" Indian, for distillation.....	82	20
" gold and silver.....	165	339	" N.E.S.....Free	152	295
Coir and coir yarns.....	154	302	" meal.....	82	20
Coke.....	154	302	" starch.....	138	242
Collars of cotton, &c.....	88	38	" syrup.....	140	248
" gas, &c.....	120	170	Cornice poles, window.....	144	262
" lace.....	94	76	Cornish and belted rolls.....	108	134
Cologne, alcoholic.....	134	230	Cornwall stone.....Free	148	280
Coloured, glass in sheets.....	102	110	Corrugated sheets, iron or steel.....	112	142
Colours.....	124	188	" tubes for marine boilers.....	112	144
" dry.....	124	188	Corset clasps, busks, &c.....	88	42
" ground in spirits.....	124	190	" and crinoline wire, wire		
" metallic.....Free	154	302	" for.....Free	160	325
Columns, iron or steel.....	108	132	" steels, steel for.....	160	325
Combs.....	88	38	Corsets.....	88	42
" curry.....	108	130	Costumes, theatrical.....	88	42
Comforters, bed.....	146	270	Cottolene.....	128	206
Common, colorless window glass.....	102	108	Cotton, manufactures of.....	88	42
" or laundry soap.....	132	222	" and wool, absorbent.....	78	4
Communion plate for churches.....Free	154	302	" articles, made up.....	90	52
Compasses for ships.....	154	302	" fabrics.....	88	42
Composition, knife and other.....	128	204	" plaits.....Free	162	331
" metal for jewelry, &c.....	120	168	" rags.....	163	331
" nails and spikes.....	110	136	" seed cake and meal.....	162	329
" ornaments.....	94	70	" oil.....	124	182
Compressors, air.....	108	134	" " for annatto.....Free	162	329
Condensed milk.....	122	174	" " " canning fish.....	162	329
Cones, paper, for cotton yarn.....Free	162	330	" waste.....	154	302
Confectionery.....	140	248	" wool or raw cotton.....	154	303
Consuls General, articles for.....Free	164	334	" yarn, No. 40 and finer.....	163	333
Coopers' nails.....	110	136	" for shoe laces.....	163	333
Copal gum.....Free	155	308	" warps.....	88	44
Copper and manufactures of.....	88	38	Counterpanes.....	146	270
" bolts, bars or rods.....Free	158	320	Contilles, for corsets.....	88	44
" manufactures of, N.O.P.....	88	40	Covered wire.....	114	148
" old scrap or in blocks.....Free	158	320	Covers and cases, gun and pistol.....	104	116
" oxides of.....	154	302	Cranberries.....	100	100
" pigs or ingots.....	158	320	Cranes.....	110	134
" precipitate of, crude.....	154	306	Crapes, black.....	90	52
" rollers for calico printing.....	158	321	Cream coloured earthenware.....	92	64
" shells, stereotype, &c.....	120	172	Cream separators and steel bowls		
" " " ".....Free	161	326	" for.....Free	158	321
" strips, sheets or plates.....	158	320	" separators, articles of mfg.....	158	321
" sub-acetate of, dry.....	156	314	" sizing.....	84	24
" sulphate of.....	156	313	" of tartar.....Free	154	306

INDEX TO IMPORTS—Continued.

Articles.	Summary Statement.	General Statement.	Articles.	Summary Statement.	General Statement.
	Page, part 1.	Page, part 2.		Page, part 1.	Page, part 2.
C					
Cresosoted boards, &c.	Free 150	285	Diggers, potato.	106	124
" timber	" 149	286	Dises or mills for rollers.	Free 153	298
Crochet cotton thread.	" 90	48	Doeskins, wool.	146	268
Crocks, earthen.	" 92	64	Dogs for improvement of stock.	Free 150	288
Crop ends, iron or steel (scrap).	" 114	148	Dogwood sawdust.	" 150	287
Crossings for railways.	" 112	144	Dolls.	" 94	76
Crowbars.	" 116	152	Dongola leather, dressed, &c.	117	160
Crucibles, clay or plumbago.	Free 154	303	Door mats and rugs.	118	166
Crucible sheet steel for knives.	" 160	325	Doors for safes and vaults.	112	140
Crushers, grain.	108	132	Doylies, linen.	98	90
" ore and rock.	110	134	Drafts, unsigned.	" 80	8
Cryolite.	Free 148	281	Dragon's blood.	Free 154	307
Cudbear, extract of.	155	310	Dram and sewer pipes.	" 82	24
Cues, tips, &c., bagatelle and billiard.	78	4	" tiles.	" 82	24
Cuffs.	" 90	54	Draughts, bone or ivory.	" 94	74
Cultivators.	" 106	122	Drawers, cotton.	" 90	50
Cumin seed.	Free 155	311	" silk.	132	220
Curling stones.	" 154	303	" wool.	146	272
Currant bushes.	126	200	Drawings.	" 80	12
Currants, dried.	100	94	Drays.	" 84	28
" green.	100	100	Dress goods, women's, &c., unfinished.	146	274
Curry combs.	108	130	Dressing, harness, leather and shoe.	78	6
Curtains.	90	54	Dressing, surgical, antiseptic.	78	4
Cutch.	Free 156	314	Dried meats.	130	210
Cut glass tableware.	102	108	Driers, liquid and japan, N. E. S.	142	256
" nails and spikes.	110	136	Drills, diamond.	Free 154	303
" tacks, &c.	108	128	" grain seed.	106	122
" tobacco.	140	252	" rock.	110	134
Cutlery.	114	150	Drugs.	Free 154	333
" cases for.	" 94	72	" crude.	" 156	314
" steel for.	Free 160	325	" dyes, chemicals, medicines.	" 90	54
" " under 1/2 in.	" 160	325	" " " N. O. P.	" 92	62
Cutters.	" 84	28	Dry colours.	" 124	188
" fodder and feed.	110	134	" plates, photo.	126	198
" coal, percussion.	110	134	" " glass for.	Free 156	316
Cyanide of potassium.	Free 154	307	" white and red lead.	124	188
Cyclometers.	90	54	Duck, for belting and hose.	Free 156	315
D					
Damaged goods.	146	278	" cotton.	" 88	42
Damar, gum.	Free 155	308	" linen.	100	92
Damask, cotton.	90	46	Dutch leaf.	104	112
" linen.	98	90	Duties, additional.	146	278
Dates.	100	96	Duty, special 'dumping'.	146	278
Deals.	144	266	Dyeing articles, crude.	Free 154	307
" sawed or split.	Free 150	287	" iron liquor for.	" 155	308
Decanters, glass.	102	106	" red liquor for.	" 155	311
Decorated earthenware.	92	64	Dyes.	" 154	303
Degras.	Free 151	289	" all other, N. O. P.	" 92	62
Demijohns, earthen.	92	64	" aniline, under 1 lb.	90	56
" glass.	102	106	" " and coal tar, bulk.	Free 154	304
Dental instruments.	Free 163	332	" patent, prepared.	" 154	307
Derricks.	110	134	Dynamos, electric.	94	68
Desks, writing.	94	70	E		
Dextrine.	84	24	Earthen and chinaware.	92	64
Diagrams of natural history.	Free 164	338	" mfrs. of, N. E. S.	92	66
Diamond drills.	Free 154	303	" spurs and stilts for.	Free 163	332
Diamonds, black, for borers.	" 148	282	Ebony, blackheart.	" 150	286
Diamonds, unset, dust, &c.	Free 148	282	" " sawdust.	" 150	287
Diaper, cotton.	50	52	Effects left by bequest.	Free 164	334
" linen.	98	90	" settlers.	" 164	338
Dice, bone or ivory.	94	74	" of subjects dying abroad.	" 164	334
Diggers, post hole.	106	124	Eggs.	94	66
			Egg yolk.	Free 151	289

INDEX TO IMPORTS—Continued.

Articles.	Summary Statement.	General Statement.	Articles.	Summary Statement.	General Statement.
	Page, part 1.	Page, part 2.		Page, part 1.	Page, part 2.
F			F		
Fisheries, other articles, produce of (Newfoundland).....Free	149	284	Foils, fencing.....	114	150
" oysters seed and breeding "	148	283	Folders, advertising.....	80	10
Fishing bait, hooks, &c., sportsmen's rods.....	142	254	Folding machines.....	128	206
Fish.....	141	261	Folie digitalis, unground..... Free	155	307
" from Newfoundland..... Free	96	78	Foods, cereal, prepared.....	82	22
" anchovies and sardines.....	98	84	Foot grease..... Free	152	294
" bait.....	96	82	Forgings, iron or steel.....	108	130
" canning, cotton-seed oil for. Free	162	329	Forks, agricultural, steel for..... Free	161	326
" cod, haddock, ling, pollock.....	96	78	" pronged.....	106	122
" fresh or dried in barrels.....	98	86	" in the rough.....	116	154
" halibut.....	96	80	Fossils..... Free	148	281
" herrings.....	96	80	Foundry castings.....	100	96
" lobsters.....	96	82	Fowls, domestic, pure bred..... Free	150	288
" mackerel.....	96	80	Frames, picture and photograph.....	126	200
" nets, sportsmen's.....	142	256	" for purses, chatelaines, &c.....	120	168
" offal or refuse and skins..... Free	148	283	" spectacle and eye-glass.....	124	186
" oil from Newfoundland.....	149	284	Freestone, rough.....	138	242
" " cod.....	98	88	Freight rates (books).....	78	8
" " cod-liver.....	98	88	" wagons.....	84	28
" " whale and spermaceti.....	98	88	Fresh meats, other.....	130	210
" " other, N.E.S.....	98	88	Fringe, bullion or gold..... Free	153	301
" olive oil for canning..... Free	162	329	Fringes.....	94	72
" oysters.....	96	82	" casket.....	94	72
" packages.....	98	88	" wool or worsted yarn, for Free	163	333
" prepared or preserved.....	98	86	Frogs for railways.....	112	144
" preserved in oil, N.E.S.....	98	86	Fruit, essences, alcoholic.....	134	230
" salmon.....	96	82	" green..... Free	152	294
" sea, other.....	96	80	" juices.....	118	162
" smoked and boneless.....	98	84	" trees, N.E.S.....	126	202
" all other, not in brls.....	98	86	" " other, seedling, for grafting..... Free	152	295
" " pickled, in brls.....	98	86	" canned.....	102	104
Fish-plates, railway.....	110	138	" crude, drugs..... Free	156	314
Fittings for pipe, iron.....	108	130	" dried.....	100	94
Fixtures or parts of, gas, &c.....	120	170	" " all other, N.E.S.....	100	96
Flagstones.....	138	242	" green.....	100	100
Flannels.....	146	270	" " all other, N.E.S.....	102	104
Flasks, glass.....	102	106	" preserved in spirits.....	102	104
Flax, fibre and tow..... Free	152	293	Fuel oil..... Free	162	329
" hemp and jute.....	98	88	Fuller's earth, in bulk.....	148	281
" " mfrs. of.....	100	94	Furniture.....	102	104
" mfrs. of, N.E.S.....	100	92	" springs.....	120	168
" seed..... Free	152	296	Fur skins, dressed.....	102	106
" " oil.....	124	182	" not dressed..... Free	151	289
" yarn.....	100	94	" of marine animals.....	148	283
" " for carpets, &c..... Free	157	318	Furs, hatters'.....	151	290
" " for towels.....	163	333	" and manufactures of.....	102	106
Flint, flints and ground flint.....	148	280	Fusel oil.....	134	226
" paper.....	130	212	Fuses, N.O.P.....	102	106
Flooring, mosaic.....	122	176	Fustic, extract of..... Free	155	307
Floor oil cloth.....	124	184	" ground.....	155	309
Florist stock..... Free	152	294			
Flour, buckwheat.....	82	20	G		
" damaged.....	82	22	Galleries, gas, &c.....	120	170
" rice and sago.....	82	18	Galvanic batteries.....	94	68
" rye.....	82	22	Galvanized iron or steel sheets.....	112	142
" wheat.....	82	22	" sheet iron or steel ware.....	114	146
Flower or French odours.....	128	204	" wire, 9, 12 and 13 gauge Free	161	327
Flowers, artificial.....	94	74	Gambier.....	156	314
" crude drugs..... Free	156	314	Game bags.....	104	116
Fluid beef, not medicated.....	130	208	Game canned.....	128	208
Fly books and parts of.....	142	254	" N.O.P.....	130	210
Fly hooks.....	142	254			
Fodder or feed cutters.....	110	134			

INDEX TO IMPORTS—Continued.

Articles.	Summary Statement.	Page, part 1.	Page, part 2.	Articles.	Summary Statement.	Page, part 1.	Page, part 2.
G				G			
Gannister.....Free	148	281		Grains, crude drugs..... Free	156	314	
Garden or lawn sprinklers.....	120	168		Grain crushers.....	108	132	
Garments, outside, women's, &c.....	146	274		" flour or meal, damaged.....	82	22	
Gas fixtures.....	129	170		" and products of.....	82	18	
" mantel and burners, incandescant	129	170		" seed drills.....	106	122	
" meters.....	129	170		Granite.....	138	242	
" oils.....	122	180		" iron sand, &c., for polishing			
".....Free	162	329		Free	157	317	
Gasoline engines.....	105	130		" iron or steel hollow-ware.....	114	146	
Gauzes, &c., antiseptic.....	78	4		" manufactures of.....	138	242	
Gedda gum.....Free	155	308		Grapes.....	100	100	
Gelatine.....	92	56		Grape sugar.....	140	248	
Generators, electric.....	94	68		" vines.....	128	202	
Gentian, unground.....Free	155	307		Grass, E-parto, Spanish and other			
Geographical globes.....	156	316		Free	151	293	
German looking glass.....	102	110		" hats, &c.....	106	120	
" mineral potash.....Free	155	310		" manilla.....Free	152	295	
" potash salts.....	155	309		" plaits.....	162	331	
" silver, manufactures of.....	129	170		Gravels.....	148	281	
" unmanufactured.....Free	159	324		Grease, axle.....	104	114	
Giant powder.....	104	114		" degrass, &c.....Free	151	289	
Gilders' whitening.....Free	148	283		" foot.....	152	294	
Gilt ware.....	104	114		" rough, for soap.....	151	289	
Gimps, casket.....	94	70		Grindstones.....	138	242	
Gin.....	134	228		Ground paints, N. E. S.....	124	190	
Ginger.....	134	224		Guano and animal manures.....Free	151	290	
" ale.....	78	2		Guavas.....	152	294	
" preserved.....	134	224		Gum, amber, arabic, &c.....	155	308	
" wines.....	136	232		" British.....	84	24	
Ginseng, unground.....Free	155	307		" camphor.....	92	58	
Girders, iron or steel.....	110	138		" opium, crude.....	92	58	
Glass, and manufactures of.....	102	106		" other, N. E. S.....	92	58	
" for dry plates.....Free	156	316		" sweetened.....	140	248	
" and manufactures, N. O. P.....	104	112		" and gum resins, crude.....Free	156	314	
" iron sand, &c., for polishing				Gunwood.....	149	285	
Free	157	316		" sawdust.....	150	287	
" paper.....	130	212		Gun blocks, rough.....	149	285	
Glasses, watch.....	142	260		" cartridges.....	104	116	
Glauber salts.....	92	60		" covers and cases.....	104	116	
Globes, geographical, &c.....Free	156	316		Gunpowder and explosives.....	104	114	
" glass.....	102	108		Guns and air guns.....	114	150	
Globules, iron for polishing glass.....Free	157	317		Gun wads.....	104	116	
Glove fasteners, metal.....	116	316		" felt board for.....Free	157	317	
" leathers.....	116	158		Gut, cat and worm, unmanufac-			
Gloves.....	104	112		" tured.....	151	289	
Glucose sugar or syrup.....	140	248		Gut cord for musical instruments.....	154	301	
Glue.....	92	56		Gutta percha and India rubber.....	104	116	
Glycerine.....	92	58		Gutta percha.....Free	157	317	
Goats, improvement of stock.....Free	150	288		Gypsum.....	128	202	
Goat skins.....	116	158		" crude.....Free	148	281	
Gold-beaters' moulds and skins.....Free	156	316					
Gold bullion.....	165	339					
" coins.....	165	339					
" fringe.....	153	301					
" leaf.....	104	112					
" liquid paint.....	121	188					
" manufactures of, N. E. S.....	104	114					
" mining appliances, alluvial.....Free	159	322					
" sweepings.....	157	316					
Gongs.....	78	6					
Gooseberries.....	100	100					
Gooseberry bushes.....	126	202					
Government, articles for.....Free	164	335					
Governor General, articles for.....	164	334					
Grafting, seedling stock for.....	132	295					
				H			
				Haddock.....	96	78	
				" from Newfoundland.....Free	149	283	
				Hair, braids, chains, cords.....	104	118	
				" cloth.....	104	118	
				" curled or dyed.....	104	118	
				" horse for cloth.....Free	151	290	
				" manufactures of other.....	104	118	
				" mattresses.....	118	166	
				" oil.....	126	198	
				" unmanufactured.....Free	151	290	
				" washes, alcoholic.....	134	230	

INDEX TO IMPORTS—Continued.

Articles.	Summary	General	Articles.	Summary	General
	Statement.	Statement.		Statement.	Statement.
	Page,	Page,		Page,	Page,
	part 1.	part 2.		part 1.	part 2.
I			I		
Indurated fibre.....	96	78	Iron liquor.....	Free	155 308
Ingot moulds.....	Free 157	317	Iron sand or globules or shot, &c.	157	317
Ingots, iron, steel and cogged.....	108	132	Iron stoneware.....	92	61
Ink.....	106	120	Iron, sulphate of.....	Free 156	313
" shoe.....	78	6	Isinglass.....	92	56
Insects, crude drugs.....	Free 156	314	Iste fibre.....	Free 152	293
" &c. pictorial illustrations of.....	Free 162	330	Italian cloths, unfinished, &c.....	146	274
Instruments, musical.....	122	178	Ivories, piano key.....	Free 157	317
" optical, &c.....	124	184	Ivory black.....	157	318
" surgical and dental, Free.....	163	332	" dice, draughts, chessmen.....	94	74
" telegraph and telephone.....	94	68	" fancy manufactures of.....	94	72
Insulators, electric.....	91	68	" manufactures of, N.O.P.....	116	154
Intersections for railways.....	112	144	" nuts, vegetable.....	Free 149	285
Iodine, crude.....	Free 155	308	" unmanufactured.....	151	291
Ipecacuanha, unground.....	155	307	" vaccine points.....	165	339
Iris, unground.....	155	307			
Iron, acetate and nitrate of.....	155	308	J		
Iron and steel and manufactures of.....	106	122	Jack knives.....	114	150
" agricultural implements.....	106	122	Jalap, unground.....	Free 135	307
" bars, hammered.....	108	130	Jams.....	116	156
" " rolled.....	106	126	Japanned leather.....	118	160
" cast, scrap.....	108	128	" tinware.....	140	250
" forgings.....	108	130	Japan and japan driers, N.E.S.....	142	256
" in pigs.....	108	132	Jars, glass.....	102	106
" pipe, cast.....	108	128	Jeans, cotton, for corsets.....	88	44
" Russia.....	108	128	Jellies.....	116	156
" sheets, coated.....	108	128	Jewellery.....	116	156
" tubes and angles for bedsteads.....	Free 158	321	" cases for.....	94	72
Irons, sad, hatters, &c.....	112	140	" composition metal for.....	120	168
Iron or steel angles, &c.....	110	138	Joints, iron or steel.....	110	138
" barbed-fencing wire, Free.....	161	327	Juices, lime and fruit.....	118	162
" beams, &c., for ships.....	158	321	" " crude.....	Free 157	318
" bridges or parts.....	108	132	Junk, old.....	157	318
" castings, malleable.....	110	136	Jute bags and sacks.....	98	88
" " rough.....	108	126	" binder twine.....	Free 153	298
" hoop, band, &c.....	112	138	" carpeting, matting, rugs.....	98	88
" ingots, billets, blooms, &c.....	108	132	" cloth.....	100	94
" manufactures of, N.O.P.....	116	154	" " as taken from the loom, Free.....	157	318
" mfrs. not made in Canada.....	Free 158	322	" and jute butts.....	152	295
" for ships.....	Free 158	322	" manufactures of, N.E.S.....	100	94
" masts or parts of.....	158	321	" rags.....	Free 163	331
" nail rods, Swedish.....	112	144	" tapestry.....	100	94
" nuts, washers, &c.....	114	148	" webbing and cloth, yarn for.....	Free 157	318
" pipe fittings.....	108	136	" manufactures of.....	Free 100	94
" plates or sheets.....	112	140	" yarn.....	100	94
" rails and bars.....	110	138	" " and canvas for carpets, &c.....	Free 157	318
" rolled round wire rods.....	Free 158	321	" " for towels.....	163	333
" rolls, chilled.....	112	140			
" scrap from wrecks, Free.....	158	321	K		
" " wrought.....	114	148	Kaimite.....	Free 155	309
" sheets, corrugated.....	112	142	Kangaroo leather, dressed, &c.....	118	160
" " galvanized.....	112	142	Kartavert.....	96	78
" skelp.....	112	142	Kaurie gum.....	Free 155	308
" structural works.....			Kelp.....	157	318
" columns shapes.....			Kerosene oil.....	122	180
" sections.....	108	132	Keys, clock.....	86	34
" tubing.....	112	144	" watch.....	142	260
" ware.....	114	146	Kid skins.....	116	158
" wire, N.O.P.....	114	148	Kitchen hollow-ware.....	114	146
" " galv. 9 12-13 g.....	Free 161	327	Knife blades or blanks.....	116	156
" " woven, &c.....	114	146	" and other polish.....	128	204

INDEX TO IMPORTS—Continued.

Articles.	Summary Statement.	General Statement.	Articles.	Summary Statement.	General Statement.
	Page, part 1.	Page, part 2.		Page, part 1.	Page, part 2.
K			L		
Knitted goods	116	156	Leeches	151	251
" and underwear, wool..	146	270	Lemon rinds in brine	154	302
Knitting yarn, cotton	88	44	Lemons	100	102
Knives, hay or straw	106	122	Lenos, cotton	90	52
" " steel for...Free	161	326	Letters for signs	132	214
" mower and reaper, steel for	Free	160	Lignum vitæ	150	286
" pocket, &c.	114	150	" sawdust	150	287
Knobs, steel for	Free	160	Lilies of the valley	152	294
Kryolite	148	281	Limbs, artificial	152	297
			Lime	118	162
			" chloride of	Free	154
			" juice	118	162
			" " crude	Free	157
			" sulphate of, crude	148	281
			Limes	100	102
			Linen articles, sewn	100	94
			" bags or sacks	98	88
			" clothing	100	92
			" damask, &c.	98	90
			" duck, canvas, &c.	100	92
			" machinery, not made in Can-		
			ada	Free	159
			" rags	163	331
			" shirts	100	92
			" thread	100	92
			Linens, brown and bleached	98	92
			Lines for fishing	Free	156
			Ling	96	78
			" from Newfoundland	Free	149
			Linings, carpet	98	90
			" chimney	82	24
			" hat	Free	157
			" stove	82	22
			Links, chain	108	128
			Linoleum	124	184
			Linseed oil	124	182
			Lint, &c., antiseptic	78	4
			Liqueurs	134	228
			Liquid paint, N.E.S.	124	190
			" soap	132	222
			Liquorice	92	58
			" root, unground	Free	155
			Liquors	134	226
			" alcoholic, N.O.P.	134	230
			Litharge	Free	148
			Lithographed advertising matter	80	12
			Lithographic presses and type making		
			accessories for	118	164
			Lithographic stones, not engraved	118	164
			Litmus and lichens	Free	155
			Loaders, hay	106	122
			Loading tools	104	116
			Lobsters	96	82
			" from Newfoundland	Free	149
			Locks	108	132
			" steel for	Free	160
			Locomotive wheel tires, steel, rough		
			Free	158	322
			Locomotives for railways	108	150
			Locust beans and meal	Free	152
			Logs	149	285
			Logwood, extract of	155	307
			" ground	155	309
			Looking glass, German	102	110
			Loops, or other forms, iron or steel	108	132

INDEX TO IMPORTS—Continued.

Articles.	Summary Statement.	General Statement.	Articles.	Summary Statement.	General Statement.
L			M		
Lotions, alcoholic	134	230	Mastic, gum	Free	155 308
Lubricating oil	124	182	Masts, iron or steel, or parts of	"	158 321
Lumber	Free	149 285	Matrices for stereotypes, &c.	"	120 172
Lumber, manufactured, N.E.S.	144	266	"	Free	161 326
" other	Free	150 287	Mathematical instruments	"	124 184
M			Mats and matting, cocoa	"	86 34
Macaroni	82	16	" " hemp or jute	"	98 88
Mace	134	226	" " rubber	"	104 116
Machine card clothing	118	164	" " straw	"	138 244
Machinery	108	132	Mats and rugs	"	118 166
" all other, N.O.P.	110	136	" yarn and canvas for	Free	157 318
" alluvial gold mining	Free	159 322	Matting, cork	"	124 184
" best root sugar	Free	159 323	Mattocks and eyes or poles for	"	116 132
" brass goods manufacturing	Free	159 323	Mattresses	"	118 166
" charcoal making	Free	159 323	" steel wire for	Free	160 324
" linen, not made in Canada	Free	159 323	Meal, buckwheat	"	82 20
" mining, &c.	Free	159 323	" damaged	"	82 22
" rifle manufacturing, for	Free	159 323	" Indian or corn	"	82 20
" well digging	Free	159 323	" locust bean	Free	152 295
Machines, fire extinguishing	108	130	" oil cake, cotton seed cake and	"	162 329
" mowing	106	124	" palm	Free	128 208
" nailing, twisted wire for	Free	161 327	Meats	"	128 208
" portable	110	134	" canned	"	130 210
" " all other and parts	110	134	" dried, smoked or preserved	"	130 208
" printing, folding, &c.	128	206	" extracts of	"	130 210
" sewing and parts	110	134	" other	"	164 336
" " attachments for	Free	159 324	Medals, collections of	Free	157 319
" slot	110	136	" of gold, silver, &c.	"	155 307
" strength testing	112	142	Medicinal roots	"	134 230
" type-writing	110	134	" or medicated wines	"	154 303
Machine tools	116	154	Medicines	Free	134 230
Mackerel	96	80	" or medicinal wines, N.E.S.	"	92 60
Mackintosh clothing, cloth for	86	34	" proprietary	"	138 246
Madder, and Indian madder	Free	155 309	Melado	"	142 256
Magazines	162	328	Melons	"	102 108
Magic lanterns and slides	118	164	Memorial window glass	"	165 339
Magnesia	92	58	Menageries	Free	134 228
Mahogany	Free	150 286	Mescal	"	120 168
" sawdust	Free	150 287	Metal composition for jewellery, &c.	"	122 174
Malleable iron or steel castings	110	136	" " N.E.S.	"	120 166
Malt	118	164	" N.E.S. and manufactures of	"	120 174
" extract of	118	164	" for type	"	161 327
Manganese, oxide of	Free	155 309	" tagging	Free	161 328
Mangoes	152	294	" yellow	"	157 319
Mangold seed	152	296	Metals	"	120 170
Manilla binder twine	153	298	Meters, gas	"	124 226
" grass	152	295	Methyl alcohol, or methylated spirits	"	152 293
" hoods	157	319	Mexican fibre	Free	157 319
" plaits	162	331	" saddle trees	"	122 174
Mantles, gas	120	170	Milk condensed	"	92 58
Manure spreaders	106	124	Milk food	"	126 194
Manure, animal	Free	151 290	Mill board	"	82 20
Maple sugar and syrup	149	248	" feed	"	94 76
Maps	80	10	Millinery, N.O.P.	"	108 132
" manuscript and insurance	Free	153 309	Mills, fanning	"	110 134
Marble, and manufactures of	118	164	" saw and planing, portable	"	110 134
Marine boilers, corrugated tubes for	112	144	" stamp	"	108 134
Masks, fencing	114	150	" wind	"	148 282
			Mineralogical specimens	Free	148 281
			Minerals	"	122 180
			" soap	"	132 224
			" substances, N.O.P.	"	122 174
			" waters	"	122 176
			" " not in bottle	Free	148 282

INDEX TO IMPORTS—Continued.

Articles.	Summary	General	Articles.	Summary	General
	Statement.	Statement.		Statement.	Statement.
O	Page,	Page,	P	Page,	Page,
	part 1.	part 2.		part 1.	part 2.
Oil, cloth,	124	184	Palm nut cake and meal..... Free	162	329
" " floor, yarns and canvas for			" " oil, natural,	162	329
Free	157	318	" " bleached,	163	329
" " fini-sh, N.E.S.	142	256	" " spirit	134	226
" " light fixtures,	120	170	Pamphlets	78	8
" " well digging machinery,	159	323	" " advertising	80	10
Oiled silk and cloth,	124	184	Pantaloons buttons, metal	84	26
Oleographs,	80	12	Paper and manufactures of,	126	190
" " advertising,	80	12	" " all kinds, N.E.S.	126	198
Oleo-tearino,	151	289	" " cutting machines,	128	206
Olive oil, N.E.S.	124	182	" " hemp for shot shells,	157	317
" " for soap, &c.	162	329	" " manufactures of, N.E.S.	126	194
Opaque glass in sheets,	102	110	" " photo, plain basic for sensitiz-		
Opium, gum, crude,	92	58	ing,	162	330
" " powdered,	92	60	" " sand, glass, flint, emery,	130	212
Optical instruments,	124	184	" " tubes or combs for cotton yarn,		
Orange mineral,	124	188	Free	162	330
Orange rinds in brine,	154	302	" " waste clippings,	163	331
Oranges,	100	102	Papeteries,	126	196
Ore crushers,	110	131	Papier maché shoe buttons,	153	301
Ores of metal and cobalt,	148	282	" " ware,	126	194
Organ parts,	162	330	Paraffine wax,	142	262
Organs and parts,	122	178	Parasols,	142	256
Organzine, thrown (silk),	132	218	" " articles for manuf'g,	159	324
Orleans, unfinished, &c.	146	274	" " sticks or handles,	144	266
Ornamental trees, shrubs, &c.	126	202	Parcels, express,	94	70
" " window glass,	102	108	Paris green, dry,	124	190
Ornaments, alabaster, &c.,	94	70	" " white,	148	283
" " bronze,	120	168	Passover bread,	164	338
Orris root, unground,	155	307	Paste-board,	126	192
Osiers, unmanufactured,	152	295	Pastes, tooth and other,	126	198
Osier wares and manufactures,	144	268	Patent leather,	118	160
Ostrich feathers,	94	74	Patterns, metal,	120	172
Ottar of roses,	155	310	Paving blocks,	138	244
Overcoatings, wool,	146	270	" " bricks,	82	24
Over-collections of duty,	146	278	Peaches,	100	102
Oxalic acid,	154	303	Peach seedlings for grafting,	152	295
Oxide of aluminum,	148	281	" " trees,	128	202
Oxides,	124	190	Peanuts, shelled,	100	98
" " of cobalt, tin and copper,			Pearl ash,	152	297
N.E.S.	154	302	" " mother of, unmanf.,	148	283
Ox shoes,	108	132	Pearline,	132	224
Oysters,	96	82	Pear seedlings for grafting,	152	295
" " seed and breeding,	149	283	Pear trees,	128	202
P			Peas, N.E.S.	82	20
Packages,	124	186	" " seed from Great Britain,	152	296
" " Canadian, returned,	164	336	Pecans,	100	98
" " fish,	98	88	Pedometers,	90	54
" " or parcels, post office,	128	204	Peel, candied,	140	248
Packing, rubber,	104	116	Pelts, raw,	151	291
Paddy, rice,	82	18	Pencils, lead,	126	198
Pads, paper, not painted,	126	194	" " slate,	132	222
Pails, wood,	144	266	Penknives,	114	150
Painted glass,	102	108	Pens and penholders,	126	198
Paintings,	80	12	Percussion caps,	104	116
" " by Canadian artists,	164	337	" " coal cutters,	110	134
" " by well known artists,	164	357	Perfumed preparations, N.O.P.	126	198
" " for exhibitions,	165	339	Perfumes, alcoholic,	134	230
Paints, N.E.S.	121	190	Periodicals,	78	8
" " and colours,	124	188	" " advertising,	80	10
" " ground in spirits,	124	190	Peroxides of hydrogen, solutions,	92	62
Palm,	152	294	Persimmon, wood sawdust,	150	287
Palm leaf, unmanufactured,	152	295	Persis,	153	310
			Pessaries,	78	6
			Petroleum, N.E.S.	122	180

INDEX TO IMPORTS—Continued.

Articles.	Summary Statement.	General Statement.	Articles.	Summary Statement.	General Statement.		
	Page, part 1.	Page, part 2.		Page, part 1.	Page, part 2.		
Petroleum, crude.....	122	180	Planks.....	Free	149	285	
" oil crude.....	Free	162	329	" sawed or split.....	"	150	287
" preparations of.....	92	62	Plans, building.....	80	12		
" products of.....	122	180	Plantains.....	Free	152	294	
Pewter.....	122	174	Plants and trees.....	126	200		
Pheasants.....	Free	155	291	Plate, bridge, steel.....	116	152	
Phials, glass.....	102	106	" glass.....	102	110		
Philosophical apparatus for societies.....	Free	162	330	" bent.....	104	112	
" instruments.....	124	184	" steel over 2½c.....	116	152		
Photograph frames.....	126	200	Plat-d ware.....	104	114		
Photographs.....	80	12	" cases for.....	94	72		
" not for sale.....	Free	162	330	" nickel.....	120	172	
Photographic dry plates.....	126	198	Platina.....	122	174		
" " glass for.....	Free	156	316	Platinum, mfrs. for sulphuric acid.....	Free	159	323
" instruments.....	124	184	Plates, Canada and terne.....	108	128		
" paper and filts.....	126	190	" engraved.....	128	204		
" paper, plain basic for sensitizing.....	Free	162	330	" iron or steel rolled.....	112	140	
Phosphate, acid.....	90	54	Plaster of Paris.....	128	202		
" rock (fertilizer).....	Free	148	282	Playing cards.....	126	192	
Phosphor tin and bronze.....	120	168	Plough plates.....	110	136		
Phosphorus.....	Free	155	310	Ploughs.....	106	124	
Pianofortes and parts.....	122	178	Plumbago.....	122	176		
Piano key, ivories.....	Free	157	317	" crucibles.....	Free	154	303
" parts.....	162	330	Plums.....	100	102		
Pickles.....	126	200	Plum trees.....	128	202		
Picks and eyes or poles for.....	116	152	" seedlings for grafting.....	Free	152	295	
Pictorial illustrations of insects, &c.....	Free	162	330	Plush fabrics, cotton.....	90	52	
Pictures.....	80	12	" silk.....	132	220		
Picture frames.....	126	200	Plush, hatters'.....	Free	157	317	
" wire.....	114	148	Pocket books.....	128	204		
Pigeons, homing, &c.....	Free	151	291	" knives.....	114	150	
Pig lead.....	116	156	Poles, cornice, window.....	144	262		
Pigs, iron.....	108	132	Polish, knife and other.....	128	204		
Pillows.....	78	8	Pollock.....	96	78		
Pine apples.....	Free	152	294	" from Nfld.....	Free	149	283
Pine clapboards.....	"	150	287	Pomades, French or flower colours.....	128	204	
" pitch and tar.....	"	162	331	Pomatums.....	126	198	
" pitch.....	"	150	286	Pomegranates.....	Free	152	294
" sawdust of.....	"	150	287	Popcorn, candied.....	146	248	
Pins.....	120	172	Porcelain ware, N. E. S.....	92	66		
Pipe, cast iron.....	108	128	Pork in brine.....	130	208		
" clay.....	Free	148	280	Portable engines.....	110	134	
" fittings, iron.....	108	130	" machines.....	110	134		
" lead.....	116	156	" " all other and parts.....	110	134		
" organs and parts.....	122	178	" saw and planing mills.....	110	134		
Pipes, drain and sewer.....	82	24	Porter.....	78	2		
" tobacco, mounts, cases, &c.....	142	254	Portland cement.....	84	32		
" and tubes, other, iron or steel.....	114	146	Portinanteaus.....	142	254		
Piqués, cotton.....	90	52	Postage stamps, collection of.....	Free	164	336	
Pistols.....	114	150	Post entries.....	146	278		
Pistol cartridges.....	104	116	Posters.....	80	10		
" covers and cases.....	104	116	Post hole diggers.....	106	124		
Pitch bone, crude.....	Free	153	299	Post office parcels or packages.....	128	204	
" Burgundy.....	"	154	306	" " prepaid from Great Britain.....	146	278	
" coal.....	"	154	302	Posts, fence.....	Free	149	285
" pine.....	"	150	286	" rough.....	"	149	285
" sawdust.....	"	150	287	Pot ash.....	152	297	
" pine.....	"	162	331	Potash bicarbonate of.....	92	60	
Plain glass in sheets.....	102	110	" caustic.....	Free	155	310	
Plaits, plain, chip, &c.....	Free	162	331	" chlorate of.....	155	310	
Planing mills, portable.....	110	134	" German mineral.....	"	155	310	
Planks.....	144	266	" muriate and bichromate of.....	155	310		
			" red and yellow prussiate of.....	155	310		

INDEX TO IMPORTS—Continued.

Articles.	Summary Statement.	General Statement.	Articles.	Summary Statement.	General Statement.
R	Page, part 1.	Page, part 2.	S	Page, part 1.	Page, part 2.
Ribbons.....	130	210	Saccharine or products of.....	140	248
Rifles, and air rifles.....	114	150	Sacks, hemp, linen or jute.....	98	88
" machinery and tools for manu- facturing for Government..... Free	159	323	" paper.....	126	190
Rifles, materials for mfg. for Govt. ".....	159	323	Saddlers' hardware.....	108	130
Rifle cartridges.....	104	116	Saddlery, leather.....	118	162
Rifle powder.....	104	114	Saddle trees, Mexican..... Free	157	319
Rigging, wire, for ships..... Free	161	328	Sad irons.....	112	140
Rinds, citron, &c., in brine.....	154	302	Safes.....	112	140
Rivets, brass.....	80	14	Safety bate..... Free	155	311
" copper.....	88	38	Saffron, safflower, &c.....	155	311
" iron or steel.....	114	148	Sago and sago flour.....	82	18
Road rollers.....	106	122	Sail boats.....	78	8
" scrapers.....	84	28	Sail twine, flax or hemp.....	98	90
Rock crushers and drills.....	110	134	Sails for boats and ships.....	130	212
Rockingham ware.....	92	64	Sal ammoniac..... Free	155	311
Rods, fishing.....	144	264	" soda.....	156	313
" nail, Swedish, iron or steel.....	112	144	Salmon.....	86	82
" wire, rolled round, iron or steel..... Free	158	321	" from Newfoundland..... Free	149	284
Roll-ed edge steel bridge plate.....	116	152	Salt, N.E.S.....	130	212
" iron or steel angles, &c.....	110	138	" from U.K. or for fisheries..... Free	148	282
" " " loop, &c.....	112	138	" cake.....	156	313
" " " plates.....	112	140	Salts, aniline.....	154	304
" oats.....	82	22	" glauber.....	92	60
Rollers, copper, for calico printing..... Free	158	321	Salted meats, N.E.S.....	130	210
" farm, road or field.....	106	122	Saltpetre..... Free	155	311
" shade and blind.....	144	262	Sand.....	148	281
Rolling pins, wood.....	144	266	" iron, for polishing glass, &c.....	157	317
Rolls, chilled iron or steel.....	112	140	" paper.....	130	212
Rolls, belted.....	110	134	Sandalwood..... Free	150	286
Roofing slate.....	132	220	" sawdust.....	150	287
Roots, bulbous, N.O.P.....	130	214	Sandarac gum.....	155	308
" crude drugs..... Free	156	314	Sandstone.....	138	242
" medicinal.....	155	307	Sapolio.....	132	224
Rope wire.....	114	148	Sappato gum, crude..... Free	155	308
Rose bushes.....	128	202	Sardines.....	98	84
Rosewood..... Free	150	286	Sarsaparilla, unground..... Free	155	307
" sawdust.....	150	287	Satchels.....	142	254
Rosin.....	163	331	Sateens, cotton, for corsets.....	88	44
" oil.....	162	329	Satin for caskets.....	132	216
Rough stuff and fillers.....	124	190	Satin white..... Free	153	298
" rolled plate glass.....	102	110	Satinwood.....	150	286
Rubber and mfrs. of.....	104	116	" sawdust.....	150	287
" boots, stockinette for.....	138	242	Sauces.....	130	212
" powdered and waste..... Free	163	332	Sausage casings.....	130	212
" recovered, substitute, and hard in sheets..... Free	163	331	" or skins uncleaned..... Free	151	292
" thread, elastic.....	163	332	Sawdust.....	150	287
" unmanufactured.....	163	331	Sawed boards.....	144	266
Rugs, cocoa.....	86	34	" or split boards..... Free	150	287
" hemp or jute.....	98	88	Saw-mills, portable.....	110	134
" and mats.....	118	166	Saws.....	116	152
" railway or travelling.....	130	210	" steel for..... Free	160	324
" straw.....	138	244	Scales.....	92	142
" yarn and canvas for..... Free	157	318	Scenery, theatrical.....	88	42
Ruled paper.....	126	196	Schiedam and other schnapps.....	134	228
Rulers.....	126	198	Schlag, metal leaf.....	104	112
Ruling machines.....	128	206	School writing slates.....	132	220
Rum.....	134	228	Scientific apparatus for societies..... Free	162	330
" shrub.....	134	228	Scrapers, railway or road.....	84	28
Russia iron.....	106	128	Scrap iron, cast.....	108	128
Russian hair skins..... Free	153	298	" or steel from wrecks..... Free	158	321
Rye.....	82	20	" wrought.....	114	148
" flour.....	82	22	Scrap lead.....	116	156
			" leather, tanners'.....	118	160
			Screens, wire.....	114	146
			Screws, metal, except iron or steel.....	120	172

INDEX TO IMPORTS—Continued.

Articles.	Summary Statement.	General Statement.	Articles.	Summary Statement.	General Statement.
	Page, part 1.	Page, part 2.		Page, part 1.	Page, part 2.
Screws, iron or steel	112	142	Shell, fancy manufactures of	94	72
Scrims, and window scrims, cotton	90	52	Shells, glass, for manufacturing vaccine points	Free	163 332
Scroll iron or steel	112	138	Shells, shot, hemp paper and primers for	Free	157 317
" steel, over 2½c	116	152	" tortoise and other	"	148 283
Scythes	106	124	Shingle bolts	"	149 285
" steel for	Free	161 326	Shingles	"	150 287
Sea fish, other	96	80	Ships, anti-fouling paints for	124	190
Sea grass and sea weed	Free	157 318	" applying for coasting license	130	214
Seal oil from Newfoundland	Free	149 284	" iron or steel beams, &c., for	Free	158 321
Seamless steel tubes	112	144	" manufactured articles for	"	158 322
Screw drills, grain	106	122	" repairs on	130	214
Seedling stock for grafting	Free	152 295	" stores	Free	164 335
Seeds, aromatic, crude	155	311	" varnish for	163	332
" field	152	295	" and vessels, wire rigging for	161	328
" fruit and stem crude	156	314	Shirts, cotton	90	46
" garden, field, &c., N.O.P.	130	214	" linen	100	92
Seines for fisheries	Free	156 316	" silk	132	218
Senate, articles for	"	164 335	" wool	146	272
Senegal gum	155	308	Shirt waists, cotton	90	48
Sensitizing, photo paper, plain, for	102	330	" linen	100	92
Separators	110	134	" silk	132	218
" cream and steel bowls for	Free	158 321	Shoddy	146	276
" articles for mfg	158	321	Shoe blacking, ink, dressing	78	6
Serges, unfinished, &c.	146	274	" buttons, N.E.S.	84	26
Scrums for injections	Free	164 336	" papier mache	Free	153 301
Sesame seed oil	124	182	" laces	80	12
Settlers' effects	Free	164 338	" lace wire fasteners	Free	156 316
Sewer pipes	82	24	" makers' ink	78	6
Sewing machine attachments	Free	159 324	" nails	108	128
" machines and parts	110	134	" shanks, steel for	Free	160 325
" silk	132	218	" tacks	108	128
" thread, cotton	90	46	Shoes, horse, mule and ox	108	132
Shackles, chain	108	128	" leather	118	160
Shaddocks	Free	152 294	" rubber	104	116
Shade rollers, window	144	262	" N.E.S.	80	14
" trees, N.E.S.	126	202	Shot, iron, for polishing glass	Free	157 318
Shades, glass	102	108	" &c.	Free	157 318
" and shade holders, metal	120	170	" lead	116	158
" window	144	264	Shoulders, (pork)	128	208
Shafting, steel	108	130	Shovel handles, wood	Free	149 285
Shams	90	54	Shovels	106	124
Shapes, hat, cap and bonnet	106	129	Show cards	80	10
Shapes rolled iron or steel	110	138	Show cases and metal parts	144	264
Shaves or plough plates	110	136	Shrubs, N.E.S.	126	202
Shawls, cotton	90	50	Side lights	120	170
" silk	132	218	Sides (bacon)	128	208
" wool	146	272	Sickles	106	124
Sheathing nails	110	136	Siennas, burnt	124	190
" yellow metal for	Free	161 328	" raw	124	188
Sheep	78	2	Signs	132	214
" for exhibition	Free	150 288	Silx	Free	148 283
" improvement of stock	150	288	Silk and manufactures of	132	216
Sheep skins	116	158	" cocoons and waste	Free	151 292
Sheet glass, bent	104	112	" cloth for caskets	132	216
" iron or steel ware galvanized	114	146	" for manufacture of men's neckties	132	216
" steel over 2½c	116	152	" in the gum or spun	132	218
Sheets, cotton	90	46	" " for manu-	Free	151 292
" iron or steel, coated	108	128	" hats, &c.	104	118
" " corrugated	112	142	Silk and all manufactures of, N.O.P.	132	220
" " galvanized	112	142	" oiled	124	184
" " rolled	112	140	" raw	Free	151 292
" lead	116	156			
" and sheetings, linen	98	92			
Shelf oil cloth	124	184			
Shellac, gum	Free	155 308			

SESSIONAL PAPER No. 11

INDEX TO IMPORTS—Continued.

Articles.	Summary	General	Articles.	Summary	General
	Statement.	Statement.		Statement.	Statement.
	Page,	Page,		Page,	Page,
	part 1.	part 2.		part 1.	part 2.
Silver bullion	165	339	Soda, ash	156	312
" coin, except U.S.	165	339	" bicarbonate of	90	60
Silver, German, &c., manufac- tures of	120	170	Soda dichromate of	Free	155 312
" German and nickel, un- manufactured	Free	160	" bisulphite of	Free	155 312
" leaf	104	112	" caustic	Free	155 312
" soap	132	224	" chlorate of	"	156 312
" sweepings	Free	157	" nitrate of	"	156 312
" tubing for silverware	160	324	" nitrite of	"	156 312
Silvered glass	102	112	" sal	"	156 313
Silverware, cases for	94	72	" silicate of	"	156 313
" sterling	104	114	" sulphate of, crude	"	156 313
Sinkers and swivels, fishing	142	254	Sodium, hyposulphite	92	62
Sisal binder twine	Free	153	" sulphide of	"	156 313
Sizing cream and enamel	94	24	Soft soap	132	222
Skates and parts of	112	142	Sole leather	116	158
" steel for	Free	160	Soaps	130	268
Skeins, cart or wagon	106	126	Soy	130	212
Skeletons and parts of	Free	164	Spades	106	124
Skelep iron or steel	112	142	Spanish cedar	Free	150 286
Skiffs	78	8	" sawdust	"	150 287
Skins of animals and birds	Free	164	Spanish grass	"	151 293
" Astrachan and Russian	153	298	Spar ornaments	94	70
" calf, kid, goat, lamb, sheep	116	158	Special duty, " Dumping	146	278
" chamois, dressed	118	160	Specimens, botanical	Free	161 336
" fish	Free	148	" entomological	"	164 337
" fur, of marine animals	148	283	" mineralogical	"	148 282
" " not dressed	151	289	" natural history	"	164 338
" for morrocco leather, tanned	118	160	Spectacles and frames	124	186
" gold beaters	Free	156	Spelter, zinc	Free	161 326
" raw	151	290	Spermaceti oil	98	88
" N.O.P.	118	160	Spices, N.E.S.	134	224
Skiv washes, alcoholic	134	230	Spiegeleisen	108	130
Slabs, iron or steel	108	132	Spikes	110	136
Slay, blast furnace	Free	153	Spiraea	Free	152 294
Slat and manufactures of	132	220	Spiral spring steel for railway springs	161	326
Slec res	116	152	Spirits	134	226
Sled, children's	84	30	" of turpentine	142	256
Sleighs	84	28	" of wine	134	226
Slide for magic lanterns	118	164	Spirituous fruit essences	134	230
Slippers, N.E.S.	80	14	" liquors, N.O.P.	134	230
Slot machines	110	134	Spirit varnishes and colours	124	190
Slugs, printing	120	174	Spokes of wheels, hickory	Free	149 285
Smelting machinery	Free	159	Sponges	138	240
Smoked fish	98	84	Spoons, trawling	142	254
" meats	130	210	Sporting powder	104	114
Smokers' sets	142	254	Sportsmen's fish nets	142	256
Smoothing irons	112	140	" fishing tackle	142	254
Snuff	140	254	Spreaders, manure	106	124
Soap	132	222	Sprigs	108	128
" grease for	Free	151	Springs, furniture	120	168
" N.E.S.	132	224	" lamp	120	170
" olive oil for	Free	162	" for vehicles	106	126
" powders	132	224	" steel for surgical trusses	Free	161 325
" whale oil	Free	163	Spring mattresses	118	166
Sockets, electric	94	68	" steel for carriage springs, &c.	Free	161 326
" tubular bow, steel for	Free	160	" steel for spiral railway springs	Free	161 326
Socks and stockings, cotton	90	50	Sprinklers, garden or lawn	120	168
" " silk	132	220	Spruce clapboards	Free	150 287
" " wool	146	272	Spurs and stiltis for earthenware	"	163 332
" " botanyarn for	Free	163	Squared or sided timber	"	150 286
Soda, arseniate, binarsenate, chloride and stannate of	156	313	Squills, unground	"	155 307
			Squirrel cages	120	168

INDEX TO IMPORTS—Continued.

Articles.	Summary	General	Articles.	Summary	General
	Statement.	Statement.		Statement.	Statement.
S	Page,	Page,	S	Page,	Page,
	part 1.	part 2.		part 1.	part 2.
Stained glass, in sheets.....	102	110	Stones, precious, in the rough...Free	148	282
" windows.....	104	112	Stoneware.....	92	64
Stair linen.....	98	99	Stove linings.....	82	22
Stair pads.....	98	90	Stoves and parts of.....	112	144
Stamp mills.....	110	134	Straw.....	138	244
Starch.....	138	212	Strawberries, N.E.S.....	100	100
Stars, iron or steel.....	110	138	" wild..... Free	152	294
Statuettes, bronze.....	120	168	Straw board.....	126	192
" N.E.S.....	94	70	" sheets or rolls.....	126	196
Steel bolts.....Free	149	285	Straw carpeting, mats, &c.....	138	244
Staves, not listed, etc.....	150	287	" cutters, steel for.....Free	160	324
Stay laces.....	80	12	" hats.....	104	120
Stays, dress, wires for.....Free	160	325	" knives.....	106	122
Steam engines.....	108	130	" mfrs. of, N.O.P.....	138	244
Stearic acid.....	138	242	" plaits..... Free	162	331
Stearine, animal.....	128	296	Strength testing machines.....	112	142
Steel and mfrs. (See also "Iron").....	106	122	Strip iron or steel.....	112	138
" bar, rolled.....	106	126	" steel over 2½ lb.....	116	152
" bars, &c., over 2½ lb.....	116	152	Structural sections, iron or steel.....	110	138
" bars hammered.....	108	130	" work, iron or steel.....	108	132
" for bicycle chain.....Free	160	326	Sugars.....	138	246
" for buckle clasps, bed fasts,			Sugar, beet root, machinery for...Free	159	323
" casters, ice creepers, &c. Free	160	327	" candy.....	140	248
" chrome.....	114	152	" grape.....	140	248
" for corset steels.....Free	160	325	" maple.....	149	248
" for cutlery.....	160	326	Sulphate of copper.....Free	156	313
" " knobs, locks.....	160	325	" lime.....	148	281
" for files, augers, &c.....	161	326	" iron.....	156	313
" forgings.....	108	130	Sulphur, crude, roll or flour.....	154	306
" mfrs. of, N.O.P.....	116	154	Sulphuric acid.....	90	56
" for mower and reaper knives Free	160	325	" " platinum, mfrs. for Free	159	323
" plate, bridge.....	116	152	" ether.....	92	62
" rails for railways.....	110	138	Sunac, extract of.....Free	154	306
" for saws and straw cutters Free	160	324	Sunshades.....	142	256
" shafting.....	108	130	" articles for mfg. Free	159	324
" sheets, coated.....	108	128	" sticks or handles.....	141	266
" for skates..... Free	160	325	Surgical belts and trusses.....	78	6
" scrap, wrought.....	114	148	" dressing, antiseptic.....	78	4
" spiral springs for railway			" instruments and needles Free	163	332
" springs.....	161	326	Suspenders and metal parts of.....	80	14
" springs and billets for			Suspensory bandages.....	78	6
" springs and axles.....	161	326	Sweats, hat.....Free	157	317
" springs for surgical trusses.....	161	326	Swedish iron or steel nail rods.....	112	144
" strip and wire for mfr. of fence,			Sweepers, carpet.....	84	30
" ing..... Free	160	324	Sweepings, gold and silver.....Free	157	316
" tubes and tubing.....	112	141	Sweet potatoes.....	142	258
" for tubular bow sockets.....Free	160	325	Swine for improvement of stock...Free	150	288
" wire for corset wire, &c.....	160	325	Switches for railways.....	112	144
" " crucible cast.....	161	327	Swords.....	114	150
" " for mattresses.....	160	324	Sycamore.....Free	150	286
Stereotype and matrix for.....	120	172	" sawdust of.....	150	287
" newspaper and books Free	161	326	Syrups.....	138	246
Sterling silverware.....	104	111	" fruit and lime.....	118	162
Sticks, umbrella, &c.....	144	266	Syrup glucose and corn.....	140	248
" walking.....	144	268	" maple.....	140	248
Stills and spurs for earthenware Free	163	332	" or molasses for stock food Free	161	328
Strips of wood.....	157	319			
Stock food, syrup for.....	161	328			
Stockinettes for rubber shoes.....	138	242			
Stone.....	138	212			
" chalk, china, &c.....Free	148	280	Table and tray cloths, linen.....	98	90
" mfrs. of, N.O.P.....	138	244	" cutlery.....	114	150
Stones, curling..... Free	154	303	" oil cloth.....	124	184
" lithographic not engraved....	118	164	Tableware, china, &c.....	92	66
" precious, N.E.S., and imita-			" glass.....	102	108
" tion.....	128	206	Tacks, brass.....	80	14
			" copper.....	88	38

INDEX TO IMPORTS—Continued.

Articles.	Summary Statement.	General Statement.	Articles.	Summary Statement.	General Statement.
	Page, part 1.	Page, part 2.		Page, part 1.	Page, part 2.
Tacks, iron or steel.	108	128	Tin oxides of	154	302
Tafia bitters.	134	228	" phosphor.	120	168
Tagging metal. Free	161	327	" plate and sheet. Free	161	327
Tags.	80	10	" ware and mfts. of tin.	140	250
Tailors' irons.	112	140	Tinted glass in sheets.	102	110
Tails, undressed. Free	151	290	Tippets, fur.	102	106
Tallow.	140	248	Tips, gas, &c.	120	170
Tampico fibre. Free	152	293	Tires, bicycle, fabrics for. Free	153	301
Tank bottoms, sugar.	138	246	" locomotive, &c., rough.	158	322
Tanners' scrap leather.	118	160	Tobacco and manufactures of.	140	252
" bark. Free	149	285	" olive oil for. Free	162	329
Tannic acid.	154	303	" pipes, mounts, cases, &c.	142	254
Tanning articles, crude.	154	307	" unmanufactured, for excise. Free	152	297
Tannin preserver.	155	311	Toilet preparations, alcoholic.	134	230
Tape, cotton.	90	50	" soap.	132	220
Tape lines.	140	250	Tomatoes, canned.	142	258
" and other textile, coated.	124	184	" fresh.	142	258
Tapestry carpets.	146	276	Tonquin beans, crude. Free	154	305
" jute.	100	94	Tool bags or baskets.	142	254
Tapioca.	82	18	Tools, hand or machine.	116	154
Taraxacum, unground. Free	155	307	" loading.	104	116
Tar, coal.	154	302	" for rifle mfg. for Government. Free	159	323
" pine.	162	331	" track.	116	152
Tartar, cream of.	154	306	Tooth and other powders.	126	198
" emetic and gray tartar.	156	313	" washes, alcoholic.	134	230
Tartaric acid crystals.	156	313	Topographical globes. Free	156	316
Tassels, &c.	94	72	Tops, worsted, N.E.S.	162	329
" wool or worsted yarn for. Free	163	333	Torpedoes.	96	78
Tea.	140	250	Tortoise and other shells. Free	148	283
" imported direct, &c. Free	164	338	Tow, flax.	152	293
Teak, African.	150	286	Towels, cotton.	90	50
" sawdust of.	150	287	" linen.	98	90
Tea lead.	158	322	" yarn for. Free	163	333
Teasels.	163	332	Toys.	94	76
Tedders, hay.	106	122	Track tools.	116	152
Tees, iron or steel.	110	138	Tracks, religious. Free	153	299
Teeth artificial. Free	152	297	Tragacanth, gum.	155	308
Telegraph and telephone instruments.	94	68	Tramway springs, axles, &c.	106	126
" rates.	78	8	Transfers from engraved plates.	128	204
Tennis nets.	142	256	Travelling rugs.	130	210
Terne plates.	108	128	Trawls and trawling spoons.	142	254
Terra cotta ornaments.	94	70	Trees, fruit, shade, &c.	126	202
Terra Japonica. Free	156	314	" N.E.S. Free	152	297
Textile, other, coated.	124	184	Tricycles and parts of.	84	30
Theatrical costumes and scenery.	88	42	Trimmings, brass, for bedsteads. Free	158	321
Thongs, whip.	144	262	Trophies or prizes.	137	319
Thorium nitrate.	92	62	Trough sections, iron or steel.	110	138
Thread, cotton.	90	46	Trucks.	84	30
" linen.	100	92	Trunk nails.	110	136
" rubber, elastic. Free	163	332	Trunks, &c.	142	254
Threshers.	110	134	Trusses, surgical.	78	6
Thumbs and tips for whips. Free	163	332	" steel springs for. Free	161	326
Tickets.	80	10	Tubers.	152	294
Tie plates, railway.	110	138	Tubes, capillary for vaccine points.	163	332
Ties, railroad. Free	149	285	" and tubing, iron or steel.	112	144
Tiles, drain.	82	24	" iron, for bedsteads. Free	158	321
" earthenware.	92	66	" paper, for cotton yarn.	162	330
Timber. Free	149	285	Tubing, brass.	137	320
" hewn or sawed, &c.	150	286	" butt or lap welded, mining.	159	322
" manufactured, N.E.S.	144	266	" copper.	158	320
" round, unmanufactured. Free	149	285	" silver for silverware.	160	324
Tinctures, alcoholic.	134	230	" zinc. Free	161	328
Tin in blocks, &c. Free	161	327	Tubs, earthenware.	92	64
" crystals, &c.	156	314			
" foil.	161	327			

INDEX TO IMPORTS—*Concluded.*

Articles.	Summary Statement.	General Statement.	Articles.	Summary Statement.	General Statement.
	Page, part 1.	Page, part 2.		Page, part 1.	Page, part 2.
W			W		
Whale oil soap.....Free	163	332	Wood pulp.....	144	268
Wheat.....	82	20	" screws.....	112	142
" flour.....	82	22	Woodenware.....	144	266
Wheelbarrows.....	84	30	Wool and manufactures of.....	146	268
Wheels, emery.....	94	70	" carpets, N.E.S.....	146	276
" hubs for.....Free	149	285	" cotton.....Free	154	303
Whipcords, unfinished, &c.....	146	274	" washed only.....	151	292
Whips, thongs and lashes.....	241	262	" yarn for braids.....	163	333
" various articles for mfg.....Free	163	332	Woollen rags.....	163	331
Whisky.....	134	228	Worm gut, unmanufactured.....	151	289
Whisks.....	84	24	Worsted tops, N.E.S.....	162	329
White granite ware.....	92	64	Wove wire, iron or steel.....	114	146
White lead.....	124	188	Wrapping paper.....	126	196
Whitewood.....Free	149	285	Wringers, clothes.....	86	34
" sawdust.....	150	287	Writing desks.....	94	70
Whiting or whitening and gilders'.....	148	283	Wrought iron or steel scrap.....	114	148
Willows, unmf'd.....	156	295	" " tubing.....	112	144
Willow wares and mfrs.....	144	268	" " nails and spikes.....	110	136
Windmills.....	108	134			
" steel for.....Free	161	326	X		
Window blinds, paper.....	126	196	Xylonite or xylite in the rough, Free	154	301
" cornices and poles.....	144	262			
" glass, common, colourless.....	102	108	Y		
" " ornamental, &c.....	102	108	Yams.....	142	258
" shade or blind rollers.....	144	262	Yarn, alpaca for braid.....Free	163	333
" shades.....	144	264	" botany for socks and stock-ings.....Free	163	333
Windows, stained glass.....	104	112	" coir.....	154	302
Wine, ginger.....	136	232	" cotton.....	88	44
" medicinal.....	134	230	" " No. 40 and finer.....Free	163	333
Wine, non-sparkling.....	136	232	" " for shoe laces.....	163	333
" sparkling.....	136	240	" " paper tubes or cones for.....Free	162	330
Wire, bale ties.....	114	146	" flax, hemp and jute.....	100	94
" brass, plain.....	80	14	" jute, flax, hemp for carpets &c.....Free	157	318
" cloth, brass.....	82	14	" jute, flax, hemp for towels.....	163	333
" " copper.....	88	40	" mohair.....	163	333
" " iron or steel.....	114	146	" wool, on cop, &c., for manufs.....	146	272
" copper.....	88	40	" " or worsted for braids, &c.....Free	163	333
" covered.....	114	148	" " N.E.S.....	146	272
" crucible cast steel.....Free	161	327	Yeast cakes.....	92	62
" fencing.....	114	148	" compressed.....	92	62
" " barbed.....Free	161	327	Yellow metal.....Free	161	328
" galvanized, 9-12 and 13 ge. ".....	161	327			
" iron or steel, N.O.P.....	114	148	Z		
" nails.....	110	136	Zees, iron or steel.....	110	138
" phosphor tin and bronze.....	120	168	Zinc in blocks, &c.....Free	161	328
" rigging for ships.....Free	161	327	" dust.....	155	308
" rods, rolled round, iron or steel.....Free	158	321	" manufactures of.....	146	276
" rope and cables.....	114	148	" salts of.....Free	156	314
" screens, doors and windows.....	114	146	" spelter.....	161	326
" steel for corset wire, &c.....Free	160	325	" tubing.....	161	328
" " for mattresses.....	160	324	" white.....	124	188
" twisted, for boots and shoes.....	161	327			
" " iron or steel.....	114	148			
" " except iron or steel.....	122	174			
" all kinds, N.O.P.....	122	174			
Wood and manufactures of.....	140	264			
" alcohol, naphtha or spirits.....	134	226			
" blinds.....	78	6			
" for fuel.....Free	150	287			
" manufactures of, N.O.P.....	144	266			

INDEX TO EXPORTS

Articles.	Summary Statement.	General Statement.	Articles.	Summary Statement.	General Statement.
	Page, part 1.	Page, part 2.		Page, part 1.	Page, part 2.
A			C		
Acid, sulphuric.....	200	380	Candles.....	200	382
Agricultural implements	200	380	Caps and hats.....	200	387
" products, other.....	200	380	Carriages.....	202	401
Ale and beer.....	201	394	" parts of.....	202	401
Aluminium.....	200	381	Cartridges, gun, &c.....	200	382
Animals and their produce.....	198	363	Carts.....	202	401
" other.....	198	365	Castings, N.E.S.....	200	489
" other articles of.....	198	370	Cattle, one year old or less.....	198	364
Antimony ore.....	194	348	" over one year old.....	198	364
Apparel, wearing.....	200	383	Cedar logs, &c.....	196	357
Apples, dried.....	199	371	" posts.....	197	362
" green.....	199	371	Cement.....	200	382
Arsenic.....	194	346	Cereal foods.....	200	379
Asbestos.....	194	346	Charcoal.....	200	382
Ash, timber, square.....	197	362	Cheese.....	198	365
Ashes, pot and pearl.....	196	357	Chemicals, &c.....	200	385
" all other.....	196	357	Chronic iron.....	194	346
Automobiles.....	202	401	Churns, &c.....	202	404
B			Cider.....	199	370
Bacon.....	198	367	Cigars and cigarettes.....	202	400
Balsam.....	199	370	Cinders.....	200	383
Bait fish.....	196	354	Clams.....	196	354
Bark for tanning.....	196	357	Clothing and wearing apparel.....	200	383
" hemlock, extract of.....	200	386	Clover seed.....	199	377
Barley.....	199	372	Coal.....	194	346
Barrels, empty.....	202	403	Coal oil, &c.....	194	348
Barytes.....	194	346	Codfish, &c.....	195	350
Basswood.....	197	358	Cod oil.....	196	356
Battens.....	197	358	Coffee.....	203	406
Beans.....	199	372	Coin and bullion.....	203	407
Berries of all kinds.....	199	371	Coke.....	200	388
Beer and ale.....	201	394	Cordage, rope and twine.....	200	385
Beef.....	198	368	Corn, Indian.....	199	373
Bicycles.....	202	402	Copper, fine, contained in ore, matte or regulus of.....	194	347
Birch, timber, square.....	197	362	Copper, black or coarse.....	194	347
Biscuits and bread.....	200	382	" cement.....	194	347
Blinds, doors and sashes.....	202	403	" in pigs.....	194	347
Blocks, match.....	197	361	Cotton fabrics.....	200	383
Boards and planks.....	197	359	" other.....	200	383
Books, pamphlets, maps, &c.....	200	381	" waste.....	200	383
Bolts, shingle.....	197	362	Cream, condensed.....	198	369
" stave.....	197	362	D		
Boots and shoes.....	201	393	Deal ends.....	197	359
Boues.....	198	365	Deals, pine.....	197	358
Box shooks.....	197	360	" spruce and other.....	197	358
Bran.....	199	374	Doors, sashes and blinds.....	202	403
Brandy.....	201	394	Drugs, chemicals, &c.....	200	385
Bread.....	200	382	Dyestuffs.....	200	385
Brick.....	200	382	E		
Buckwheat.....	199	373	Effects, household, N.E.S.....	200	387
Building stone, unwrought.....	195	349	Eggs.....	198	366
" manufactured.....	202	399			
Bullion and coin.....	203	407			
Butter.....	198	365			
Buttons.....	200	382			

INDEX TO EXPORTS—Continued.

Articles.	Summary	General	Articles.	Summary	General
	Statement.	Statement.		Statement.	Statement.
E	Page,	Page,	G	Page,	Page
	part 1.	part 2.		part 1.	part 2.
Electrical apparatus.....	200	385	Grain and produce of— <i>Con.</i>		
Electrotypes.....	200	386	Buckwheat.....	199	373
Elm logs.....	196	357	Indian corn.....	199	373
" timber, square.....	197	362	Oats.....	199	373
Explosives and fulminates, &c.....	200	386	Pease, whole.....	199	373
Extract of hemlock bark.....	200	386	" split.....	199	374
F			Rye.....	199	374
Fabrics, cotton.....	200	383	Flour of rye.....	199	375
Felt, manufactures of.....	200	386	Wheat.....	199	374
Felspar.....	194	346	Flour of wheat.....	199	375
Fertilizers.....	200	386	Indian meal.....	199	375
Firewood.....	195	357	Oatmeal.....	199	375
Fish, viz.:—			Grain, all other.....	199	374
Bait.....	196	354	Meal, all other.....	199	376
Clams or other.....	196	354	".....	201	394
Cobbish, haddock, ling and pollock.....	195	359	".....	195	367
Halibut.....	195	351	".....	195	349
Herring.....	195	351	" manufactured.....	202	399
Lobsters.....	195	354	Grass seed.....	199	377
Mackerel.....	195	351	Gravel and sand.....	194	349
Oil, viz.:—			Grease and scraps.....	198	366
Cod.....	196	356	Grindstones.....	200	387
Sed.....	196	356	Gypsum or plaster, crude.....	194	347
Whale.....	196	356	" " group 1.....	200	387
Oysters.....	195	353	H		
Salmon.....	196	354	Halibut.....	195	351
" or lake trout.....	196	355	Hair.....	198	367
Fish, sea, other.....	195	352	Hans.....	198	368
Tongues and soundings.....	195	350	Hardware, all other, N.E.S.....	201	390
All other, fresh.....	196	355	Harness and saddlery.....	201	393
" pickled.....	196	356	Hats and caps.....	200	387
Other articles.....	196	356	Hay.....	199	376
Flaxseed.....	199	377	Herring.....	195	351
Flax.....	199	371	Headings, staves, &c.....	197	361
Flour, rye.....	199	375	Hemlock, bark, extract of.....	200	386
" of wheat.....	199	375	" logs.....	196	357
Forest, other articles.....	197	363	Heap.....	199	376
Freestone, &c., unwrought.....	195	349	Hickory, lumber.....	197	359
" manufactured.....	202	399	Hides and skins, other than fur.....	198	367
Fruit, viz.:—			Honey.....	198	367
Apples, dried.....	199	371	Hops.....	199	376
" green.....	199	371	Hop poles.....	197	362
Canned or preserved.....	199	371	Horns and hoofs.....	198	367
Dried, N.E.S.....	203	406	Horses, one year old or less.....	198	363
All other.....	199	372	" over one year old.....	198	363
Fulminates and explosives.....	200	386	Household effects.....	200	387
Furniture, household.....	22	403	" furniture.....	202	403
Furs, manufactures of.....	200	386	I		
" dressed.....	198	366	Ice.....	200	388
" undressed.....	198	366	Implements, agricultural.....	200	380
" skins, the produce of fish or marine animals.....	196	356	Indian corn.....	199	373
Futtocks and knees.....	196	357	Indian meal.....	199	375
G			India-rubber, manufactures of.....	200	388
Game, dressed or undressed.....	198	369	" scrap and other.....	200	388
Glass and glassware.....	200	387	Iron and steel, manufactures of, viz.:—		
Gold-bearing quartz, dust, nuggets, &c.....	194	346	Castings, N.E.S.....	200	389
Grain and products of, viz.:—			Machinery, N.E.S.....	200	389
Barley.....	199	372	Pig.....	200	389
Beans.....	199	372	Scrap iron.....	200	390
Bran.....	199	371	Sewing machines.....	200	390
			Stoves.....	200	389

INDEX TO EXPORTS—Continued.

Articles.	Summary Statement.	General Statement.	Articles.	Summary Statement.	General Statement.
	Page, part 1.	Page, part 2.		Page, part 1.	Page, part 2.
I			L		
Iron, all other, and hardware, N.E.S.	200	390	Lumber— <i>Con.</i>		
Iron ore	194	348	Shingles.....	197	360
Iron, chromic.....	194	346	Shooks.....	197	360
J			Staves, standard.....	197	361
Jewellers' sweepings.....	201	391	" other and headings.....	197	361
Joists.....	197	360	All other, N.E.S.....	197	361
Junk.....	201	392	M		
K			Machines, sewing.....	200	390
Kerosene oil.....	194	348	Machinery, N.E.S.....	200	389
Knees and futtocks.....	196	357	Mackerel.....	195	351
L			Malt.....	199	376
Lamps and lanterns.....	201	392	Manganese ore.....	194	348
Lard.....	158	367	Manufactures, other articles.....	202	405
" oil.....	198	369	Maple sugar.....	199	376
Laths.....	197	357	" syrup.....	199	377
Lathwood.....	196	357	" timber, square.....	197	362
Lead, metallic, &c.....	194	347	Maps.....	200	381
" pig.....	194	347	Marble and stone, unwrought.....	195	349
Leaf, tobacco.....	199	378	" manufactured.....	202	399
Leather, viz. :—			Marine animals, skins of.....	196	356
Boots and shoes.....	201	393	Masts and spars.....	197	361
Harness and saddlery.....	201	393	Match blocks.....	197	361
Other manufactures of.....	201	393	Matches and match splints.....	202	403
Sole and upper.....	201	392	Meal, Indian.....	199	375
Leather, N.E.S.....	201	392	" oat.....	199	375
Lime.....	201	394	" rice.....	203	406
Limestone, &c., unwrought.....	195	349	" all other.....	199	376
" manufactured, &c.....	202	399	Meats, viz. :—		
Liquors, viz. :—			Bacon.....	198	368
Ale and beer.....	201	394	Beef.....	198	366
Brandy.....	201	394	Canned.....	198	369
Gin.....	201	394	Game.....	198	369
Other spirits, N.E.S.....	201	395	Hams.....	198	368
Rum.....	201	394	Mutton.....	198	368
Whisky.....	201	394	Pork.....	198	368
Wines.....	201	395	Tongues.....	198	369
Lobsters.....	195	353	Poultry, dressed and undressed.....	198	368
Logs, viz. :—			All other, N.E.S.....	198	369
Cedar, &c.....	196	357	Medicines, &c.....	200	385
Elm.....	196	357	Metals, copper, &c.....	194	347
Hemlock.....	196	357	" N.O.P.....	201	395
Oak.....	196	357	Mica.....	194	348
Pine.....	196	357	Milk condensed.....	198	369
Spruce.....	196	357	Mineral oil, coal and kerosene.....	194	348
All other.....	196	358	Mineral pigments, iron oxides, ochres, &c.....	194	348
Lumber, viz. :—			Mine, other articles.....	195	349
Basswood.....	197	358	Mineral water.....	194	348
Battens.....	197	358	Miscellaneous articles.....	203	406
Deals, pine.....	197	358	Molasses.....	201	396
" spruce and other.....	197	358	Mouldings, &c.....	202	406
Deal ends.....	197	359	Musical instruments, viz. :—		
Hickory.....	197	359	Organs.....	201	396
Laths.....	197	359	Pianos.....	201	396
Palings.....	197	359	All other.....	201	396
Pickets.....	197	359	Mutton.....	198	368
Planks and boards.....	197	359	N		
Joists.....	197	360	Nuts.....	199	377
Scantling.....	197	360	Nickel, ore, matte or speiss.....	194	347

INDEX TO EXPORTS—Continued.

Articles.	Summary	General	Articles.	Summary	General
	Statement.	Statement.		Statement.	Statement.
	Page.	Page.		Page.	Page.
	part 1.	part 2.		part 1.	part 2.
O			R		
Oakum	201	397	Rags	201	398
Oak logs	196	357	Rice	203	406
“ timber, square	197	363	Rice meal	203	406
Oats	199	373	Rope, &c.	200	383
Oatmeal	199	375	Rubber, India	200	388
Ochres	194	348	Rum	201	394
Oil cake	201	399	Rye	199	374
Oil, fish	196	356	“ flour	199	375
“ lard	198	369			
“ N. E. S.	201	397	S		
“ mineral, coal and kerosene	194	348	Saddlery and harness	201	393
Ores, viz.:—			Sails	201	398
Antimony	194	348	Salmon	196	354
Iron	194	348	Salmon trout	196	355
“ chromic	194	346	Salt	194	349
“ manganese	194	348	Sand and gravel	194	349
“ other	194	348	Sashes and blinds	202	403
Organs	201	396	Scantling	197	360
Oxide iron	194	348	Scrap iron	200	390
Oysters, fresh	195	353	Scraps and grease	198	366
			Seed oil	196	356
P			Seeds, clover	199	377
Pails, &c.	202	404	“ flax	199	377
Paintings	203	406	“ grass	199	377
Palings	197	359	“ other	199	378
Pamphlets	200	381	Sewing machines	200	390
Paper, wall	201	397	Sheep, one year old or less	198	364
“ N. E. S.	201	397	“ over one year old	198	364
Pease, whole	199	373	“ pelts	198	370
“ split	199	374	Shirubs, &c.	199	378
Pelts, sheep	198	370	Shingles	197	360
Photographs	201	398	Shingle bolts	197	362
Pianos	201	396	Ships sold to other countries	201	398
Pickets	197	359	Shooks, box	197	360
Pig iron	200	389	“ other	197	360
Pigments, &c.	194	348	Shoes and boots	201	393
Piling	197	361	Silver, metallic, contained in ore, &c.	194	347
Pine, deals	197	358	Skins, other than fur	198	367
“ logs	196	357	“ the produce of fish, &c.	196	356
“ timber, red, square	197	363	Sleepers and railroad ties	197	362
“ white, square	197	363	Snuff	202	400
Planks and boards	197	359	Snap	201	399
Plants, &c.	199	378	Sole and upper leather	201	392
Platinum	194	347	Spar and masts	197	361
Plaster, &c., crude	194	347	Spirits, N. E. S.	201	395
“ ground	200	387	Splints, matches, &c.	202	403
Plumbago, crude	194	349	Spools	202	404
“ manufactures of	201	398	Spool wood, &c.	202	404
Poles, hop, &c.	197	362	Spurce deals	197	358
Pork	198	368	“ logs	196	357
Posts, cedar, tamarac and other	197	362	Starch	201	399
Pot and pearl ash	196	357	Stave bolts	197	362
Potatoes	200	379	Staves, other and headings	197	361
Poultry	198	365	Steel, manufactures of	200	391
Poultry, dressed and undressed	198	368	Stems and cuttings, tobacco	202	400
Pulp	202	404	Stone for grindstones	195	349
“ wood	197	363	Stone, ornamental, granite, marble,		
Pyrites	194	349	“ Ac., unwrought	195	349
			Stone, ornamental, granite, marble,		
			“ manufactured	202	399
			Stone, building, freestone, limestone,		
			“ Ac., unwrought	195	349
			Stone, building, manufactured	202	399
			Stoves	200	388
Quartz, gold bearing	194	346			


REPORT, RETURNS AND STATISTICS
OF THE
INLAND REVENUES
OF THE
DOMINION OF CANADA

FOR THE FISCAL YEAR ENDED JUNE 30

1906

PART I. EXCISE, &c.

PRINTED BY ORDER OF PARLIAMENT



OTTAWA

PRINTED BY S. E. DAWSON, PRINTER TO THE KING'S MOST
EXCELLENT MAJESTY

1906

To His Excellency the Right Honourable Sir Albert Henry George, Earl Grey, Viscount Howick, Baron Grey of Howick, in the County of Northumberland, in the Peerage of the United Kingdom and a Baronet; Knight Grand Cross of the Most Distinguished Order of Saint Michael and Saint George, &c., &c., Governor General of Canada.

MAY IT PLEASE YOUR EXCELLENCY:

I have the honour to transmit to Your Excellency the RETURNS AND STATISTICS of Inland Revenues of the Dominion of Canada, for the Fiscal Year ended June 30, 1906, as prepared and laid before me by the Deputy Minister of Inland Revenue.

All of which is respectfully submitted.

WM. TEMPLEMAN,
Minister of Inland Revenue.

STATISTICS (APPENDIX A.)

EXCISE.

	Spirits.	Malt.	Malt Liquor.	Manufactured Tobacco.	Raw Leaf Tobacco.	Canada Twist Tobacco.	Cigars.	Petroleum.	Bonded Manu- factures.	Acetic Acid.	Methylated Spirits.
	Pge.	Pge.	Pge.	Pge.	Pge.	Pge.	Pge.	Pge.	Pge.	Pge.	Pge.
RETURN OF MANUFACTURES—Showing the number of Licenses issued and Fees collected, the materials used, the quantity produced, the amount of duties collected, ex-manufactory, and the amount of duties accruing upon excisable articles warehoused,.....	68	76	82	84	82	..	100	108	..
COMPARATIVE STATEMENT of the above, for the years ended June 30, 1905 and 1906, respectively,.....	67	77	83	85	94	..	99	108	..
RETURN OF DISTILLERIES—Showing their transactions during the year ended June 30, 1906.....	71
RETURN OF WAREHOUSE TRANSACTIONS—Showing the quantity of excisable goods remaining in bonded warehouses of each Collection Division, respectively, from previous years; quantity placed in warehouse ex-factory during the fiscal year ended June 30, 1905, placed in warehouse from other Collection Divisions; also, quantity ex-warehoused for consumption, with duty accrued thereon; ex-warehoused to be re-warehoused in other Collection Divisions; ex-warehoused for exportation; also quantity used in bonded factories, and remaining in warehouse June 30, 1906,.....	72	78	..	89	88	..	96	..	104	109	..
COMPARATIVE STATEMENT of the above, for the years ended June 30, 1905 and 1906 respectively,.....	74	80	..	87	90	..	97	..	106	110	..
RETURN OF REVENUE collected from Canada Twist Tobacco.....	91
COMPARATIVE STATEMENT of the above, for the years ended June 30, 1905 and 1906 respectively.....	91
RETURN of Petroleum and Naphtha—Showing the quantity inspected during the year ended June 30, 1906.....	98
COMPARATIVE STATEMENT of Petroleum and Naphtha inspected during the years ended June 30, 1905 and 1906, respectively.....	99
METHYLATED SPIRITS—Statement showing the quantity of raw material on hand at beginning of year, raw material used, quantity produced and how disposed of.....	111

HYDRAULIC AND OTHER RENTS.

35	Amount due from each Lessee or Purchaser, July 1, 1905..... " accrued during the year ended June 30, 1906..... paid by each Lessee or Purchaser, during the year ended June 30, 1906..... remaining due by each Lessee or Purchaser on June 30, 1906.....	112 to 117
35 (a)		

EXPENDITURES—(APPENDIX B.)

	Inside Service.	Excise.	Minor Expenditures.	Weights and Measures.	Gas.	Electric Light.	Adulteration of Food.
	Page.	Page.	Page.	Page.	Page.	Page.	Page.
SALARIES.							
Paid to each Officer employed in collecting Revenue . . .							
SUPERANNUATION.							
How much deducted from each Officer's salary							
INSURANCE FEES.							
How much deducted from each Officer's salary	136	114	134	139	144	148	134
RETIREMENT.							
How much deducted from each Officer's salary							
CONTINGENCIES.							
Authorized by the Department for office rent, fuel, travelling expenses, &c.							

	Pages.
Distribution of Seizures	131
List of persons employed during the year ended June 30, 1906	150
" " a portion of the year ended June 30, 1906	158

REPORT

OF THE

DEPUTY MINISTER OF INLAND REVENUE

To the HON. WM. TEMPLEMAN,
Minister of Inland Revenue.

SIR,—Herewith I have the honour to submit statements of the Inland Revenues collected by this department during the fiscal year ended June 30, 1906, with the usual information as to the cost of collection and statistics respecting the sources whence these revenues were derived.

The following summary comparison shows the accrued revenue for the years ended June 30, 1902, 1903, 1904, 1905 and 1906, respectively :—

	1902.	1903.	1904.	1905.	1906.
	\$	\$	\$	\$	\$
Excise.....	11,257,485	12,190,123	13,126,593	12,719,191	14,201,534
Public Works.....	4,749	4,901	4,687	4,863	4,623
Weights and Measures, Gas and Law Stamps.....	88,198	109,535	110,416	114,309	125,753
Electric Light.....	21,062	23,895	23,457	27,810	35,100
Other Revenues.....	592	610	569	1,614	3,102
Methylated Spirits.....	66,785	72,269	68,326	68,121	65,530
Totals.....	11,438,871	12,401,333	13,334,048	12,935,908	14,435,642

The increase over last fiscal year being \$1,499,734.

DETAILS of Excise Revenue accrued during the undermentioned years :—

	1	2	3	4	5
	1902.	1903.	1904.	1905.	1906.
	₹	₹	₹	₹	₹
Spirits.....	5,620,613	6,162,827	6,672,449	5,950,632	6,795,900
Malt Liquor.....	6,970	9,485	9,039	9,124	10,063
Malt.....	1,077,809	1,020,623	1,137,556	1,140,639	1,292,443
Tobacco.....	3,563,578	3,904,617	4,127,679	4,412,374	4,842,348
Cigars.....	897,360	998,495	1,070,823	1,103,743	1,146,936
Acetic Acid.....	8,862	6,128	2,701	7,694	1,656
Manufactures in bond.....	45,306	45,024	45,343	51,141	56,115
Seizures.....	1,567	2,830	4,413	2,352	3,501
Other receipts.....	35,419	40,094	56,889	41,492	52,632
Methylated spirits.....	66,785	72,269	68,326	68,121	65,530
Totals.....	11,324,269	12,262,392	13,194,918	12,787,312	14,267,064

The quantity of spirits produced during the year was 6,743,244 proof gallons, as compared with 6,009,024 proof gallons produced in the previous fiscal year. The raw material used in its production being as follows :—

	Lbs.
Malt.....	8,251,734
Indian corn.....	77,538,818
Rye.....	18,568,974
Wheat.....	2,205,990
Oats.....	518,085
Molasses.....	7,732,144

The transactions of the several distilleries will be found stated in detail in Appendix A (Statement No. 3), pages 70 and 71.

	Proof Galls.
There was on July 1, 1905, in process of manufacture.....	256,718
Manufactured during the year.....	6,743,244
Returned to distilleries for re-distillation—Duty paid 1,005	
“ “ “ In bond. 1,118,568	
	1,119,573
Received into distilleries from other sources—Duty paid....	12,404
“ “ “ In bond.....	
Total.....	8,131,939

SESSIONAL PAPER No. 12

This was disposed of as follows:—

	Proof Gallons.
Placed in warehouse under crown lock	7,878,966
Fusel-oil written off	29,431
Deficiency arising from rectification	3,765
Remaining in process of manufacture, June 30, 1906, by actual stock-taking.....	219,777
Written off.....	Nil.
Total.....	8,131,939

SPIRITS:—

The following statement shows the warehousing transactions in spirits during the year ended June 30, 1906, and the four preceding years:—

Fiscal Years.	1	2	3	4	5	6	7	8	9
	In Warehouse at beginning of year.	Warehoused during the year. Ex-distillery.	Otherwise Warehoused.	Taken for consumption.	Exported.	Used in Bonded Factories.	Otherwise accounted for.	For Re-distillation.	In Warehouse at end of year.
	Pf. Galls.	Pf. Galls.	Pf. Galls.	Pf. Galls.	Pf. Galls.	Pf. Galls.	Pf. Galls.	Pf. Galls.	Pf. Galls.
1901-1902 ...	10,853,570	3,668,286	187,827	2,933,183	151,799	360,235	231,641	469,417	10,563,408
1902-1903 ...	10,563,408	4,953,575	228,601	3,207,748	157,666	418,631	306,220	870,231	10,785,088
1903-1904 ...	10,785,088	6,323,439	225,329	3,481,287	180,291	405,663	193,851	748,823	12,323,941
1904-1905 ...	12,323,941	6,774,392	160,925	3,112,843	211,525	363,471	209,046	848,209	14,514,164
Totals	44,526,007	21,719,692	802,682	12,735,061	701,281	1,548,000	940,758	2,936,680	48,186,601
Annual average of four years ended June 30, 1905.....	11,131,502	5,429,923	200,670	3,183,765	175,320	387,000	235,190	734,170	12,046,650
1905-1906 ...	14,514,164	7,878,966	239,480	3,545,785	277,905	450,499	205,433	1,118,568	17,034,420

It will be of interest to note the gradual development of a foreign demand for Canadian distillery products.

The quantities exported being as follows:—

	Proof Gallons.
1901-1902	151,799
1902-1903	157,666
1903-1904	180,291
1904-1905	211,525
1905-1906	277,905

6-7 EDWARD VII., A. 1907

The following statement exhibits the entire quantities upon which duties were collected during the several years recited therein. The total column will be found to accord with the figures shown in Financial Statement No. 13, page 23 :—

Fiscal Years.	CANADIAN SPIRITS.		Imported Spirits used in Bonded Fac- tories. Paid difference between Customs and Excise Duty.	Total quantities upon which duty was collected.	Memorandum of Revenue accrued including License Fees.
	Paid duty Ex-distillery.	Paid duty Ex-warehouse.			
	Pf. Gallons.	Pf. Gallons.	Pf. Gallons.	Pf. Gallons.	\$
1901-1902	2,488	2,933,183	187,759	3,123,430	5,620,613
1902-1903	1,019	2,979,268	228,480	3,208,767	6,162,827
1903-1904	6,458	3,481,287	225,326	3,713,071	6,672,149
1904-1905	200	3,112,843	160,842	3,273,885	5,950,632
Totals	10,165	12,506,581	802,407	13,319,153	24,406,221
Annual average of four years ended June 30, 1905	2,541	3,126,645	200,602	3,329,788	6,101,555
1905-1906	3,767	3,545,785	239,432	3,788,982	6,795,900

SESSIONAL PAPER No. 12

MALT :

The following statement shows the transactions in Malt during the Year 1905-1906 and the four preceding years :—

Fiscal Years.	1	2	3	4	5	6	7	8
	In Warehouse at beginning of year.	Manufactured during the year.	Increase by absorption.	Taken for consumption.	Exported.	Otherwise accounted for.	In Warehouse at end of year.	Memorandum of Revenue accrued, including License Fees.
	Lbs.	Lbs.	Lbs.	Lbs.	Lbs.	Lbs.	Lbs.	£
1901-1902	26,074,656	72,876,605 *3,600,214 f	835,511	71,440,519	369,230	1,314,308	30,256,929	1,077,809
1902-1903	30,256,929	66,492,160 *3,596,116 f	739,592	67,608,157	287,040	1,735,390	31,454,210	1,020,623
1903-1904	31,454,210	68,503,928 *4,158,218 f	623,592	75,430,347	376,936	2,253,306	26,679,359	1,137,556
1904-1905	26,679,359	75,357,218 *3,878,089 f	811,286	75,517,352	498,960	2,824,310	27,885,330	1,140,639
Total	114,465,154	283,223,911 *15,232,637 f	3,009,981	289,996,375	1,532,166	8,127,314	116,275,828	4,376,627
Annual average of four years ended June 30, 1905	28,616,289	70,805,978 *3,808,159 f	752,495	72,499,091	383,041	2,031,829	29,068,957	1,094,157
1905-1906	27,885,330	90,089,573 *3,470,197 f	649,819	85,699,102	528,400	3,248,754	32,618,663	1,292,443

*Imported.

TOBACCO :

The following Statement shows the transactions during the Fiscal Years ended June 30, 1902, 1903, 1904, 1905 and 1906 respectively, in Tobacco, Snuff and Cigarettes.

Fiscal Years.	1	2	3	4	5	6	7	8	9	10
	In Warehouse at beginning of year.	Manufactured during the year.	Taken for consumption.	Exported.	Otherwise accounted for.	In Warehouse at end of year.	Raw Leaf taken for consumption.	Canadian Twist taken for consumption.	Total Tobacco taken for consumption.	Duty collected thereon, including License Fees.
	Lbs.	Lbs.	Lbs.	Lbs.	Lbs.	Lbs.	Lbs.	Lbs.	Lbs.	%
1901 1902.....	1,298,004	12,054,467	11,900,054	222,355	53,193	1,176,869	10,704,992	72,286	22,677,302	3,563,578
1902 1903.....	1,176,869	13,371,321	12,983,995	141,269	79,923	1,343,063	11,615,963	53,256	21,653,211	3,904,617
1903 1904.....	1,343,063	13,488,306	13,160,660	163,829	69,329	1,437,551	12,439,700	47,771	25,348,431	4,127,679
1904 1905.....	1,437,551	14,388,101	14,164,325	184,220	68,536	1,411,574	12,387,376	32,867	26,584,568	4,412,374
Totals.....	5,255,487	53,302,198	52,209,034	708,613	270,981	5,369,057	46,848,001	206,180	99,263,215	16,008,248
Annual average of four years ended June 30, 1905.....	1,313,872	13,325,549	13,652,259	177,453	67,745	1,342,264	11,712,000	51,545	24,815,801	4,002,062
1905 1906.....	1,411,574	15,588,289	15,289,576	155,432	65,310	1,480,545	13,638,620	36,340	28,964,536	4,842,348

SESSIONAL PAPER No. 12

CIGARS :

The following statement shows the transactions in Cigars during the fiscal year ended June 30, 1906, and the four preceding years :—

Fiscal Years.	1	2	3	4	5	6	7	8
	In Warehouse at beginning of Year.	Manufactured during the Year.	Assessment to bring production up to Standard.	Taken for Consumption.	Exported.	Otherwise accounted for.	In Warehouse at end of Year.	Memorandum of Revenue accrued including License Fees.
	No.	No.	No.	No.	No.	No.	No.	§
1901-1902.....	17,048,435	156,686,795	4,096	151,780,516	128,845	7,150	21,822,815	897,360
1902-1903.....	21,822,815	171,996,232	84,875	168,290,422	190,920	662,450	24,760,130	998,495
1903-1904.....	24,760,130	183,048,907	15,745	180,485,202	278,430	123,900	26,937,230	1,070,823
1904-1905.....	26,937,230	188,044,370	37,887	186,110,777	162,250	26,775	28,719,685	1,103,743
Totals	90,568,610	699,776,304	142,693	686,666,917	760,465	820,275	102,239,860	4,070,421
Annual average of four years ended June 30, 1905	22,642,152	174,944,076	35,651	171,666,729	190,116	205,069	25,559,965	1,017,605
1905-1906.....	28,719,685	190,941,283	29,139	193,827,342	144,575	376,925	25,341,265	1,146,936

6-7 EDWARD VII., A. 1907

The revenue derived from goods manufactured in bond during the past five years has been as follows :—

1901-1902.....	§ 45,306
1902-1903.....	45,024
1903-1904.....	45,343
1904-1905.....	51,141
1905-1906.....	56,115

ACETIC ACID :

The revenue derived from acetic acid during the last five years has been as follows :—

1901-1902.....	§ 8,862
1902-1903.....	6,128
1903-1904.....	2,701
1904-1905.....	7,694
1905-1906.....	1,656

INSPECTION OF PETROLEUM :

The quantity of Canadian Petroleum and Naphtha inspected during the year was as follows :—

	Gallons.
Petroleum.....	15,740,771
Naphtha.....	2,893,384
Total.....	18,634,155

PUBLIC WORKS :

The revenue accrued from this source was as follows :—

	1904-1905.	1905-1906.
Hydraulic and other rents.....	§ 3,647 00	§ 3,647 00
Minor public work.....	1,215 75	975 50

WEIGHTS AND MEASURES, GAS AND ELECTRIC LIGHT :

The usual special reports in relation to these services have been prepared, containing full statistical information.

The aggregate revenue accrued from these services was \$149,472.86.

The cost of the three services being \$130,436.35.

PREVENTION OF ADULTERATION OF FOOD AND AGRICULTURAL FERTILIZERS :

The usual supplementary report in relation to this service will be submitted, containing details of the work done and the report of the analysts.

SESSIONAL PAPER No. 12

METHYLATED SPIRITS :

The quantity of methylated spirits manufactured during the year was 84,856·59 proof gallons, and the sales 85,137·55 proof gallons. A statement of details appears on pages 64, 65 and 111.

The price of this denatured alcohol has recently been reduced as follows :—

Grade No. 1 from \$1.10 to 80c. per gallon.

Grade No. 2 from \$1.50 to \$1.25.

The Department trusts that by the use of a cheaper, but equally efficient, denaturing agent to be able to supply manufacturers with this class of spirit at a price materially less than that now charged.

Appendix **A** shows the consumption of, and revenue derived annually from, spirits tobacco and other goods subject to Excise, and of similar goods subject to duties of Customs, per head of the population of the Dominion.

Appendix **B** contains, as usual, the details concerning illicit stills seized during the year.

Appendix **C** shows the amount of Excise Revenue collected at each out-office and under various headings, separately.

I have the honour to be, sir,

Your obedient servant,

W. J. GERALD,
Deputy Minister.

INLAND REVENUE DEPARTMENT,
OTTAWA, August 29, 1906.

APPENDIX A

TABLE showing the Annual Consumption per head of the undermentioned articles paying Excise and Customs Duties, and the Revenue per head derived annually.

YEARS.	Quantity.					Duty.				
	Spirits.	Beer.	Wine.	Tobacco.	Petroleum.	Spirits.	Beer.	Wine.	Tobacco.	Petroleum.
	Galls.	Galls.	Galls.	Lbs.	Galls.	£	£	£	£	£
1869	1 124	2 290	115	1 755	575	761	092	037	193	041
1870	1 434	2 163	195	2 190	1 103	962	085	049	259	061
1871	1 578	2 490	259	2 052	1 591	1 059	095	056	336	077
1872	1 723	2 774	257	2 481	1 302	1 160	103	070	422	076
1873	1 682	3 188	238	1 999	1 387	1 135	120	066	350	084
1874	1 994	3 012	288	2 566	1 618	1 363	119	086	442	103
1875	1 394	3 091	149	1 995	1 589	1 127	114	069	428	098
1876	1 204	2 454	177	2 316	1 360	1 182	098	075	513	105
1877	975	2 322	096	2 051	1 103	949	109	057	446	084
1878	960	2 169	096	1 976	927	147	052	439
1879	1 131	2 209	104	1 954	1 005	125	057	449
1880	715	2 248	077	1 936	772	081	055	428
1881	922	2 293	099	2 035	990	081	073	443
1882	1 009	2 747	120	2 150	1 084	098	092	485
1883	1 090	2 882	135	2 280	1 186	103	097	473
1884	998	2 924	117	2 476	1 074	104	082	365
1885	1 126	2 639	109	2 623	1 198	111	074	393
1886	711	2 839	110	2 052	1 007	091	074	502
1887	746	3 084	095	2 062	1 045	100	066	514
1888	645	3 247	094	2 093	944	110	066	509
1889	776	3 263	097	1 153	1 107	114	068	529
1890	883	3 360	104	2 143	1 257	121	072	539
1891	745	3 790	111	2 292	1 094	137	080	590
1892	701	3 516	101	2 291	1 156	211	075	680
1893	740	3 485	094	2 314	1 235	218	070	691
1894	742	3 722	089	2 264	1 235	205	060	683
1895	666	3 471	090	2 163	1 124	161	056	645
1896	623	3 528	070	2 120	1 159	164	047	639
1897	723	3 469	084	2 243	1 341	213	041	671
1898	536	3 808	082	2 358	1 306	126	041	615
1899	661	3 995	086	2 174	1 367	174	045	841
1900	701	4 364	085	2 300	1 455	185	044	853
1901	765	4 737	100	2 404	1 593	198	048	875
1902	796	5 102	090	2 404	1 653	214	048	915
1903	870	4 712	096	2 548	1 812	205	051	992
1904	952	4 918	096	2 765	1 985	225	051	1 042
1905	869	4 972	090	2 686	1 842	207	049	1 005
1906	861	5 255	091	2 777	1 800	228	050	1 053
Average	968	3 330	121	2 222	1 222	142	062	585

W. J. GERALD,
Deputy Minister.

INLAND REVENUE DEPARTMENT,
OTTAWA, August 29, 1906.

SESSIONAL PAPER No. 12

APPENDIX B

STATEMENT of Seizures of Illicit Manufactures for Fiscal Year ended June 30, 1906.

Divisions.	Nos.	Dates.	Names.	Residences.	Schedule Value.	Remarks.
Quebph.	90	Dec. 21, 1905	John McCormick.	Township of Wellesley.	\$ 18 00	Case dismissed by order of the court.
Montreal.	1102	" 27, 1905	J. R. Beauchamp.	Montreal	24 74	Fine \$100, imposed and paid.
"	1107	" 30, 1905	W. Bousquet.	"	10 60	" " \$100
"	1111	" 3, 1906	H. Barsky.	Bord-aux	15 50	" " \$200
Quebec.	562	Oct. 12, 1905	D. Coulombe.	St. Marcel.	29 00	"
"	570	Jan. 25, 1906	N. Claisse	Portneuf	48 50	\$100 and costs, the party left the country.
"	571	" 25, 1906	P. Gervais.	"	37 70	" \$100, imposed and paid.
"	572	Feb. 23, 1906	J. Rousseau	"	17 50	" \$100.

W. J. GERALD,
Deputy Minister.

INLAND REVENUE DEPARTMENT,
OTTAWA, AUGUST 29 1906.

APPENDIX—C.

STATEMENT showing the Amount of Excise and other Revenues collected at each of the undermentioned Out-Offices, during the Fiscal Year ended June 30, 1906.

Divisions.	Out-Offices.	Licenses.		Spirits.		Malt Liquor.		Malt.		Tobacco.		Cigars.		Manufactures in Bond.		Other Receipts.		Electric Light Inspection Fees.		Totals.		
		§	cts.	§	cts.	§	cts.	§	cts.	§	cts.	§	cts.	§	cts.	§	cts.	§	cts.	§	cts.	
Belleville	Deseronto	20	00	2,257	00					1,867	00							25	00	4,144	00	
	Pictou	20	00	1,424	32														5	00	1,469	32
	Trenton	20	00	5,015	52														5	00	5,035	52
	Embro																				25	00
	Ingersoll	50	00												1,064	59					2,264	59
	Norwich																				10	00
	Paris																				10	00
	Port Dover																				5	00
	Port Rowan																				5	00
	Simcoe																				5	00
Guelph	Tilsonburg	220	00	3,563	17			1,050	30	1,582	98	3,778	65							10	00	
	Woodstock	445	00	60,773	03			10,485	00	9,251	38	10,430	85							25	00	
	Berlin																			30	00	
	Elmira	195	00																	25	00	
	Galt	50	00					7,235	76	487	30	1,401	75							5	00	
	New Hamburg	175	00					3,600	00	702	70	2,654	40							10	00	
	Preston	50	00					3,474	00											10	00	
	Salem																				30	00
	St. Jacobs	575	00	385,429	72					1,582	50	6,183	00							85	00	
	Waterloo	200	00					37,671	00											25	00	
Hamilton	Dundas	20	00					42,976	43											10	00	
	Napanee	20	00	6,068	95															5	00	
	Alvinston																			10	00	
	Aylmer																			10	00	
	Burlington																			10	00	
	Forest																			10	00	
	Lucan																			5	00	
	Park Hill																			5	00	
	Petrolia	21	00	4,729	97																10	00
	Owen Sound	Sarnia	153	50	27,133	46			1,644	00	733	40	361	95							25	00
St. Thomas		275	00							3,395	08	12,382	70							25	00	
Strathroy		100	00					4,230	00											25	00	
Collingwood		40	00	56	43					16,402	50									1	00	
Kincardine																					101	72



FINANCIAL RETURNS, 1905-1906

DR.

No. 2.—GENERAL EXPENDITURES

Balances due to Collectors, &c., July 1, 1905.	EXPENDITURES AUTHORIZED BY THE DEPARTMENT.			Balances due by Collectors, &c., June 30, 1906.	Totals.	SERVICES.
	Salaries.	Contingencies.	Seizures.			
\$ cts.	\$ cts.	\$ cts.	\$ cts.	\$ cts.	\$ cts.	
49 08	376,035 42	121,400 28	552 21	343 98	498,380 97	Excise and Seizures per Statement No. 4
			2,475 16		2,475 16	Excise Seizures distributed per Statement No. 4, Appendix B.
	2,691 51	7,877 38			10,568 89	Preventive Service, per Statement No. 7.
	11,866 15	15,496 57			27,362 72	Adulteration of Food, per Statement No. 8 and Appendix B.
		9 29			9 29	Sundry minor Expenditures, per Statement No. 12.
	53,967 12	7,904 67		16 66	61,888 45	Departmental Expenditures, per Statement No. 17.
	59,232 58	32,280 09	6 20	193 26	91,712 13	Weights and Measures, per Statements Nos. 20 (A) and 20 (B)
	22,557 71	6,505 55		212 88	29,276 14	Gas Inspection, per Statement No. 22.
	4,592 12	5,262 10			9,854 22	Electric Light Inspection, per Statement No. 24.
	4,549 77	43,917 30			48,467 07	Methylated Spirits, per Statement No. 25.
49 08	535,492 38	240,653 23	3,033 57	766 78	779,995 04	Totals

INLAND REVENUE DEPARTMENT,
OTTAWA, August 29, 1906.

SESSIONAL PAPER No. 12

ACCOUNT, 1905-1906.

CR.

Balances due by Collectors, &c., July 1, 1905.	Amounts disbursed by the Receiver (General on acquisition of the Department.	DEDUCTIONS FROM SALARIES FOR				Balances due to Collectors, &c., June 30, 1906.	Totals.
		Super-annuation.	In-surance.	Retirement.	Guarantee.		
\$ cts.	\$ cts.	\$ cts.	\$ cts.	\$ cts.	\$ cts.	\$ cts.	\$ cts.
343 98	484,562 81	4,910 52	158 16	6,511 24	1,290 47	603 79	498,380 97
.....	2,475 16	2,475 16
.....	10,563 13	5 76	10,568 89
.....	27,247 76	114 96	27,362 72
.....	9 29	9 29
16 66	60,510 41	631 29	116 40	613 69	61,888 45
193 26	91,024 30	308 86	22 33	163 38	91,712 13
212 88	28,774 95	159 44	5 00	123 87	29,276 14
.....	9,846 57	7 65	9,854 22
.....	48,367 03	100 04	48,467 07
766 78	763,381 41	6,125 07	296 89	7,229 97	1,591 13	603 79	779,995 04

W. J. GERALD,
Deputy Minister.

EXCISE,

No. 3.—COLLECTION DIVISIONS

Balances due July 1, 1905.	AMOUNT ACCRUED DURING THE YEAR, INCLUDING LICENSE FEES.							
	Spirits.	Malt Liquor.	Malt.	Tobacco.	Cigars.]	Acetic Acid.	Bonded manu- factures.	Seizures.
	§ cts.	§ cts.	§ cts.	§ cts.	§ cts.	§ cts.	§ cts.	§ cts.
120,680 22	50 00	7,016 56	4,359 55	2,925 00				3 00
112 61	35,814 52	150 00	10,779 80	9,681 88	29,382 45		1,654 59	
	6,465 58			143 00				
	462,363 74	400 00	93,219 60	16,916 76	22,767 90		50 00	
	268,829 39	100 00	60,533 68	436,719 93	93,414 46		5,439 20	
	65,445 48	100 00	7,551 13	19,067 12	17,643 12		2,973 55	
	68,694 29	300 00	75,235 93	71,110 00	187,226 34			100 00
	304,761 75	150 00	11,758 00	38,288 25	1,694 55		309 64	270 00
	11,798 30	300 00	18,937 28	39,856 00	3,222 30			
	106,990 41	50 00	6,701 09	25,006 70	981 93		50 00	
	44,182 20	150 00	21,586 69	148 40	838 20			
	34,986 44	87 50	1,849 38	5,593 13	185 85			
	107,725 50	100 00	19,460 90	656 30	2,115 00		300 00	
	11,816 16	100 00	19,077 82	2,145 22	10,057 05			1 80
	37,337 66	200 00	19,827 02	11,648 55	11,198 40			50 00
	765,582 23	700 00	249,827 13	217,667 96	130,115 61	1,299 80	21,699 69	270 00
	122,836 69	100 00	58,774 03	15,572 68	11,184 15		500 00	
522 89								
635 50	2,876,220 47	3,037 50	682,136 04	914,581 43	524,952 31	1,299 80	32,976 67	694 80
	47,000 24			5,368 13	8,789 45			35 00
990 49	1,697,751 66	475 00	259,345 73	2,807,966 08	372,665 16	356 29	9,907 98	883 68
39 45	514,379 35	200 00	70,243 09	156,720 96	49,326 34		843 37	375 00
	169,980 21	50 00	22,463 55	165,319 95	54,219 02		300 00	
	126,158 61		1,952 20	2,799 22	17,117 58		4,515 35	55 00
	68,551 95			755 13	3,113 81			
3,295 57								
4,325 51	2,623,822 02	725 00	354,004 57	3,138,929 47	505,231 36	356 29	15,626 70	1,348 68
	154,562 54	100 00	24,120 00	105,280 04	14,956 18		2,320 96	1,250 00
1,412 62								
1,442 62	154,562 54	100 00	24,120 00	105,280 04	14,956 18		2,320 96	1,250 00
	56,230 67	150 00	41,323 66	75,163 44	3,952 86			
	9,190 69			23,501 53	128 40			
5,860 50								
5,860 50	65,421 36	150 00	41,323 66	98,664 97	4,081 26			
				54,202 18				
	658,080 11	844 80	76,514 54	355,308 89	53,458 30		3,432 36	
	109,673 91	200 00	46,152 09	50,075 72	5,830 26			
	767,754 02	1,044 80	122,666 63	405,384 61	59,288 56		3,432 36	

SESSIONAL PAPER No. 12

1905-1906.

in Account with Revenues.

Other Receipts.		Total Duties Accrued.	Total Debits.	DIVISIONS.	Deposited to the Credit of the Receiver General.	Balances due June 30, 1906.	Total Credits.
\$ cts.	\$ cts.	\$ cts.			\$ cts.	\$ cts.	\$ cts.
1,671 15	136,705 48	136,705 48	Belleville.....	136,705 48			136,705 48
640 00	88,103 24	88,215 85	Brantford.....	88,103 24	112 61		88,215 85
65 00	6,673 58	6,673 58	Cornwall.....	6,673 58			6,673 58
5,463 50	601,181 50	601,181 50	Guelph.....	601,181 50			601,181 50
3,257 70	868,294 27	868,294 27	Hamilton.....	868,294 27			868,294 27
407 00	113,187 40	113,187 40	Kingston.....	113,187 40			113,187 40
183 16	402,759 72	402,759 72	London.....	402,759 72			402,759 72
390 00	357,622 19	357,622 19	Ottawa.....	357,622 19			357,622 19
100 00	74,213 88	74,213 88	Owen Sound.....	74,213 88			74,213 88
641 34	140,421 47	140,421 47	Perth.....	140,421 47			140,421 47
100 00	67,005 49	67,005 49	Peterborough.....	67,005 49			67,005 49
210 00	42,912 30	42,912 30	Port Arthur.....	42,912 30			42,912 30
1,534 17	131,891 87	131,891 87	Prescott.....	131,891 87			131,891 87
80 00	43,278 05	43,278 05	St. Catharines.....	43,278 05			43,278 05
100 00	80,361 63	80,361 63	Stratford.....	80,361 63			80,361 63
8,867 11	1,396,029 53	1,396,029 53	Toronto.....	1,396,029 53			1,396,029 53
11,319 87	520,287 42	520,287 42	Windsor.....	520,287 42			520,287 42
		522 89	Suspense Account.....			522 89	522 89
35,030 00	5,070,929 02	5,071,564 52 Ontario	5,070,929 02	635 50		5,071,564 52
8,360 00	69,552 82	69,552 82	Joliette.....	69,552 82			69,552 82
3,400 73	5,152,812 31	5,153,802 80	Montreal.....	5,152,756 79	1,046 01		5,153,802 80
188 15	792,576 26	792,615 71	Quebec.....	792,584 51	31 20		792,615 71
180 00	412,512 73	412,512 73	Sherbrooke.....	412,512 73			412,512 73
1,105 75	153,703 71	153,703 71	St. Hyacinthe.....	153,703 71			153,703 71
120 00	72,540 89	72,540 89	Three Rivers.....	72,540 89			72,540 89
		3,295 57	Suspense Account.....		3,295 57		3,295 57
13,654 63	6,653,698 72	6,658,024 23 Quebec	6,653,651 45	4,372 78		6,658,024 23
913 10	303,502 82	303,502 82	St. John.....	303,461 39	41 43		303,502 82
		1,442 62	Suspense Account.....		1,442 62		1,442 62
913 10	303,502 82	304,945 44 New Brunswick.....	303,461 39	1,484 05		304,945 44
290 00	177,110 63	177,110 63	Halifax.....	177,110 63			177,110 63
120 00	32,940 62	32,940 62	Pictou.....	32,940 62			32,940 62
		5,860 50	Suspense Account.....		5,860 50		5,860 50
410 00	210,051 25	215,911 75 Nova Scotia	210,051 25	5,860 50		215,911 75
	54,202 18	54,202 18	Charlottetown, P. E. I.....	54,202 18			54,202 18
1,084 00	1,148,723 00	1,148,723 00	Winnipeg.....	1,148,723 00			1,148,723 00
360 00	212,291 98	212,291 98	Calgary.....	212,291 98			212,291 98
1,444 00	1,361,014 98	1,361,014 98 Manitoba and N. W. T	1,361,014 98			1,361,014 98

6-7 EDWARD VII., A. 1907

EXCISE,

No. 3.—COLLECTION DIVISIONS

Balances due July 1, 1905.	AMOUNT ACCRUED DURING THE YEAR, INCLUDING LICENSE FEES.							
	Spirits.	Malt Liquor.	Malt.	Tobacco.	Cigars.	Acetic Acid.	Bonded manufactures.	Seizures.
\$ cts.	\$ cts.	\$ cts.	\$ cts.	\$ cts.	\$ cts.	\$ cts.	\$ cts.	\$ cts.
1,202 09 7 50	189,845 08 106,309 35	2,761 10 2,147 30	44,819 93 20,600 92	88,038 56 34,702 34	27,399 91 11,025 93	1,758 04	207 50
1,209 59	296,154 43	4,908 40	65,420 85	122,740 90	38,425 84	1,758 04	207 50
.....	11,965 24	37 50	2,771 38	2,564 63
13,473 72	6,795,900 08	10,003 20	1,292,443 13	4,842,348 23	1,146,935 51	1,656 09	56,114 73	3,500 98
.....	82,826 97	83,027 44	86,768 81	313 16	25 00
.....	6,713,073 11	10,003 20	1,299,415 69	4,755,579 42	1,146,622 35	1,656 09	56,089 73	3,500 98

INLAND REVENUE DEPARTMENT,
OTTAWA, August 29, 1906.

SESSIONAL PAPER No. 12

1905-1906—*Concluded.*

in Account with Revenues.

Other Receipts.	Total Duties Accrued.		Total Debits.		DIVISIONS.	Deposited to the Credit of the Receiver General.	Balances due June 30, 1906.	Total Credits.			
	\$	cts.	\$	cts.				\$	cts.	\$	cts.
890 00	355,720	12	356,922	21	Vancouver	355,720	12	1,202	09	356,922	21
200 00	174,985	84	174,993	34	Victoria	174,993	34			174,993	34
1,090 00	530,705	96	531,915	55British Columbia.....	530,713	46	1,202	09	531,915	55
90 00	17,428	75	17,428	75	Yukon	17,428	75			17,428	75
52,631 73	14,201,533	68	14,215,007	40	Totals	14,201,452	48	13,554	92	14,215,007	40
300 00	253,261	38	253,261	38	Less refunds as per statement No. 16.						
52,331 73	13,948,272	30			Net Revenue						

W. J. GERALD,
Deputy Minister.

EXCISE,

DR.

No. 4.—COLLECTION DIVISIONS

Balances due by Collectors, July 1, 1905.	Amounts received from Department to meet Expenditures.	DEDUCTIONS FROM SALARIES FOR				Balances due to Collectors, June 30, 1906.	Totals.	DIVISIONS.
		Super-annua-tion.	Insur-ance.	Retire-ment.	Guar-antee.			
§ cts.	§ cts.	§ cts.	§ cts.	§ cts.	§ cts.	§ cts.	§ cts.	
43 98	10,671 24	194 84		63 72	29 28		11,003 06	Belleville
	7,100 99	93 92		96 84	18 96		7,310 71	Brantford
	1,162 92	21 96			3 60		1,188 48	Cornwall
	19,371 28	355 38		107 19	53 95		19,887 80	Guelph
	21,980 18	272 72		333 64	68 16		22,654 70	Hamilton
	8,535 20	100 46		42 24	26 40		8,704 30	Kingston
	21,548 22	324 52	71 76	275 68	62 64	92 81	22,375 63	London
	8,570 29	81 80		227 38	29 52		8,908 99	Ottawa
	5,979 44	54 54		61 57	15 36		6,110 91	Owen Sound
	8,452 69	55 44		244 26	38 88		8,791 27	Perth
	3,881 52	30 00		112 50	12 96		4,036 98	Peterborough
	2,014 32			34 28	8 75		2,057 35	Port Arthur
	11,256 60	120 30	44 64	168 73	33 84		11,624 11	Prescott
	5,449 71	112 90		51 17	18 72		5,632 50	St. Catharines
	6,661 99	54 34		192 86	23 04		6,935 23	Stratford
	43,252 14	612 58	41 76	704 47	127 32		44,738 27	Toronto
	23,817 57	287 36		474 36	80 76	49 08	24,709 13	Windsor
	8,672 11	81 28			27 00		8,780 39	District Inspectors
43 98	218,381 41	2,854 34	158 16	3,190 89	679 14	141 89	225,449 81	... Ontario
	8,686 81	28 44		315 83	26 85		9,057 93	Joliette
	48,233 47	533 38		1,007 71	163 25		49,937 81	Montreal
	20,198 67	177 93		259 79	49 00		20,685 39	Quebec
	7,077 18	63 05		177 85	24 48		7,342 56	Sherbrooke
	13,485 54	100 35		330 79	43 17		13,959 85	St. Hyacinthe
	3,353 15	46 78		35 50	11 56		3,446 99	Three Rivers
	5,439 96	50 00		125 00	18 00		5,632 96	District Inspectors
	106,474 78	999 93		2,252 47	336 31		110,063 49	... Quebec
	9,276 57	153 40		33 81	31 62		9,495 40	St. John
	3,082 20	50 00			9 00		3,141 20	District Inspector
	12,358 77	203 40		33 81	40 62		12,636 60	... New Brunswick
	12,908 10	230 99		19 96	41 76		13,200 81	Halifax
	2,869 64	21 96		71 88	9 36		2,972 84	Pictou
	15,777 74	252 95		91 84	51 12		16,173 65	... Nova Scotia
100 00	2,357 65	33 16			6 48		2,527 29	... Charlottetown, P.E.I. ...
200 00	17,958 27	219 44		315 47	54 00		18,747 18	Winnipeg
	5,485 43	47 29		82 41	16 98	461 90	3,094 01	Calgary, N.W.T. ...
	3,934 05	50 00			9 00		3,993 65	District Inspector
200 00	27,378 35	316 73		397 88	79 98	461 90	28,834 84	... Manitoba and N.W.T. ...

SESSIONAL PAPER No. 12

1905-1906.

in Account with Expenditures.

CR.

Balances due to Collectors, July 1, 1905.	EXPENDITURES AUTHORIZED BY THE DEPARTMENT.						Balances due by Collectors, June 30, 1906.	Totals.
	Salaries.	Seizures Expenditures.	Special Assistance	Rent.	Traveling Expenses.	Sundries.		
\$ cts.	\$ cts.	\$ cts.	\$ cts.	\$ cts.	\$ cts.	\$ cts.	\$ cts.	\$ cts.
	10,222 37		299 06		254 00	183 65	43 98	11,003 06
	5,809 51		628 75		663 40	209 05		7,310 71
	1,099 98					88 50		1,188 48
	18,643 90	16 00		150 00	505 66	372 24		19,887 80
	20,987 79		1,258 17		107 75	300 99		22,654 70
	7,655 74		299 06	270 00	98 45	381 05		8,704 30
	21,614 97	12 85	120 00		287 60	340 21		22,375 63
	8,649 82	87 15				172 02		8,908 99
	5,465 97		26 03	125 00	363 60	130 31		6,110 91
	8,059 85	36 05	113 61	120 00	167 15	294 61		8,791 27
	3,750 00				129 65	157 33		4,036 98
	1,787 08				160 10	110 17		2,057 35
	10,301 77		999 84		76 40	246 10		11,624 11
	5,244 81			48 00	184 40	155 29		5,632 50
	6,577 40	9 35			138 55	209 93		6,935 23
	43,125 25	15 60	130 48	50 00	769 00	647 94		44,738 27
49 08	23,524 71		30 00	84 00	349 50	401 84		24,709 13
	7,399 96			200 00	1,020 72	159 71		8,780 39
49 08	209,920 88	177 00	4,175 00	1,047 00	5,275 93	4,760 94	43 98	225,449 81
	7,747 11		478 41		99 35	733 06		9,057 93
	44,681 27	90 37	3,322 13		772 50	1,071 54		49,937 81
	14,524 33	131 39	4,398 24		597 91	1,033 52		20,685 39
	6,714 91				418 39	209 26		7,342 56
	11,042 71		2,062 32	144 00	77 00	633 82		13,959 85
	3,055 01		245 91		52 50	93 57		3,446 99
	5,000 00				568 94	64 02		5,632 96
	92,765 34	221 76	10,507 01	144 00	2,586 59	3,888 79		110,063 49
	8,471 37	127 65	504 58		129 65	262 15		9,495 40
	2,500 00				613 05	28 15		3,141 20
	10,971 37	127 65	504 58		742 70	290 30		12,636 60
	13,778 26				157 50	265 05		13,200 81
	2,539 98	21 80			225 06	186 00		2,972 84
	15,318 24	21 80			382 56	451 05		16,173 65
	2,350 00					77 29	100 00	2,527 29
	15,338 05		1,416 26	180 00	1,135 67	477 20	200 00	18,747 18
	3,599 13		569 82	15 00	1,134 65	775 41		6,094 01
	2,500 00				1,393 10	100 55		3,993 65
	21,437 18		1,986 08	195 00	3,663 42	1,353 16	200 00	28,834 84

6-7 EDWARD VII., A. 1907

EXCISE,

No. 4.—COLLECTION DIVISIONS in

Balances due by Collectors, July 1, 1905.	Amounts received from Department to meet Expenditures.	DEDUCTIONS FROM SALARIES FOR				Balances due to Collectors, June 30, 1906.	Totals.	DIVISIONS.
		Superannuation.	Insurance.	Retirement.	Guarantee.			
§ cts.	§ cts.	§ cts.	§ cts.	§ cts.	§ cts.	§ cts.	§ cts.	
16,612 77	67 96	474 43	60 46	17,215 62	Vancouver.....
6,381 38	141 09	19 96	20 16	6,562 59	Victoria.....
2,950 34	24 96	9 00	2,984 30	District Inspector.....
25,944 49	234 01	494 39	89 62	26,762 51	British Columbia.....
.....	942 84	49 96	7 20	1,000 00	Yukon.....
.....	472 91	4 00	476 91	Inspector of Bonded Factories.....
.....	1,159 80	6 00	1,165 80	Inspector of Breweries and Malt Houses.....
.....	767 17	767 17	Inspector of Distilleries.....
.....	294 00	6 00	300 00	Inspector of Tobacco Factories.....
.....	7,402 40	7,402 40	General Expenditures.....
.....	314 00	314 00	Legal Expenses.....
.....	39,000 00	39,000 00	Printing Tobacco Stamps.....
.....	19 37	19 37	Technical Translation.....
.....	4,013 94	4,013 94	Printing.....
.....	1,513 81	1,513 81	Stationery.....
.....	73 00	73 00	Lithographing and Engraving, &c.....
.....	10,493 95	10,493 95	Commission to Customs Officers.....
.....	34 77	34 77	Commission on sale of Stamps for Canada Twist.....
.....	8,259 67	8,259 67	Duty-pay to Officers in charge of most important establishments.....
.....	1,097 99	1,097 99	Provisional Allowance.....
343 98	484,562 81	3,910 52	158 16	6,511 24	1,290 47	603 79	498,380 97	Grand Totals.....

INLAND REVENUE DEPARTMENT,
OTTAWA, August 29th, 1906.

SESSIONAL PAPER No. 12

1905-1906—*Concluded.*

Account with Expenditures—*Concluded.*

Balances due to Collectors, July 1, 1905.	EXPENDITURES AUTHORIZED BY THE DEPARTMENT.						Balances due by Collectors, June 30, 1906.	Totals.
	Salaries.	Seizures Expenditures.	Special Assistance	Rent.	Traveling Expenses.	Sundries.		
\$ cts.	\$ cts.	\$ cts.	\$ cts.	\$ cts.	\$ cts.	\$ cts.	\$ cts.	\$ cts.
.....	12,892 61	4 00	2,183 10	586 00	739 31	810 60	17,215 62
.....	5,679 84	600 00	91 10	191 65	6,562 59
.....	2,499 96	484 34	2,984 30
.....	21,072 41	4 00	2,783 10	586 00	1,314 75	1,002 25	26,762 51
.....	1,000 00	1,000 00
.....	300 00	175 85	1 06	476 91
.....	300 00	865 80	1,165 80
.....	300 00	460 05	7 12	767 17
.....	300 00	306 00
.....	7,402 40	7,402 40
.....	314 00	314 00
.....	39,000 09	39,000 00
.....	19 37	19 37
.....	4,013 94	4,013 94
.....	1,513 81	1,513 81
.....	73 00	73 00
.....	10,493 95	10,493 95
.....	34 77	34 77
.....	8,259 67	8,259 67
.....	1,097 99	1,097 99
49 08	376,035 42	552 21	19,955 77	1,972 00	15,467 65	84,004 86	343 98	498,380 97

W. J. GERALD,
Deputy Minister.

SESSIONAL PAPER No. 12

CR.

No. 6.—MINOR PUBLIC WORKS, 1905-1906.

DR.

Balances due July 1, 1905.	Accrued during the Year ended June 30, 1906.	Totals.		Deposited to the credit of the Receiver General.	Balances due June 30, 1906.	Totals.
\$ cts.	\$ cts.	\$ cts.		\$ cts.	\$ cts.	\$ cts.
2,600 62		2,600 62	<i>Bridges.</i>		2,600 62	2,600 62
			Dunville.....			
			<i>Ferries.</i>			
	15 00	15 00	Buckingham and Cumberland	15 00		15 00
30 00	10 00	40 00	Clair Station and Kent		40 00	40 00
10 00	10 00	20 00	Courting and St. Clair	10 00		20 00
20 00	10 00	30 00	Cross Point and Campbellton	10 00		20 00
	50 00	50 00	Edmundston and Maine		20 00	20 00
1,736 79	200 50	1,937 29	Fort Erie and Buffalo	50 00		50 00
	6 00	6 00	Hull (old lease)		1,736 79	1,736 79
	30 00	30 00	La Passe and Tower Point	200 50		200 50
	1 00	1 00	Montebello and Alfred	6 00		6 00
	130 00	130 00	Niagara and Youngstown	30 00		30 00
	1 00	1 00	Ouellette Street, Detroit	1 00		1 00
1 00	200 00	201 00	Pembroke and Allumette Island (new lease)	130 00		130 00
	10 00	10 00	" " (old lease)		1 00	1 00
	70 00	70 00	Prescott and Ogdensburg	200 00		200 00
	5 00	5 00	Queenston and Lewiston	10 00		10 00
	1 00	1 00	Quyon	70 00		70 00
	100 00	100 00	Rockliffe and Gatineau	5 00		5 00
30 00		30 00	Sandwich and Detroit	1 00		1 00
			Sault St. Marie	100 00		100 00
			St. Leonard and Van Buren	30 00		30 00
			<i>Sundries.</i>			
8,000 00	2 00	8,002 00	Dundas and Waterloo Road		8,000 00	8,000 00
	25 00	25 00	Government telegraph lines	2 00		2 00
43 75	100 00	143 75	Warton docks	25 00		25 00
			Part of building, Portland, N.B.		43 75	43 75
			Building, Ouellette Avenue, Windsor, Ont.	100 00		100 00
12,462 16	975 50	13,437 66	Totals	965 50	12,472 16	13,437 66

W. J. GERALD,
Deputy Minister.

INLAND REVENUE DEPARTMENT,
OTTAWA, August 29, 1906.

PREVENTIVE SERVICE, 1905-1906.
No. 7.—IN ACCOUNT WITH EXPENDITURES.

Cr.

Dr.

Amounts received from Department to meet Expenditures.	Guarantee.		Totals.	EXPENDITURES AUTHORIZED BY THE DEPARTMENT.						Totals.		
	%	cts.		Salaries.	Special Assistance.	Travelling Expenses.	Sundries.	%	cts.			
% cts.	%	cts.	%	cts.	%	cts.	%	cts.	%	cts.	%	cts.
10 00			10 00			10 00					10 00	
13 45			13 45			13 45					13 45	
2,146 66			2,146 66			44 10			2 68		2,146 66	
303 25	5 76		303 25	1,239 96		799 92					303 25	
621 70			621 70	600 00		300 00					621 70	
3,506 30			3,506 30	3,474 84		31 46					3,506 30	
636 26			636 26	591 66		44 60					636 26	
52 20			52 20			52 20					52 20	
1,575 61			1,575 61			175 33			8 73		1,575 61	
217 17			217 17	1,391 55		199 92					217 17	
1,070 38			1,070 38			883 33					1,070 38	
415 91			415 91						415 91		415 91	
10,563 13	5 76		10,568 89	2,691 51		6,849 67			433 77		10,568 89	
				Totals		Totals			Totals		Totals	

W. J. GERALD,
Deputy Minister.

INLAND REVENUE DEPARTMENT,
OTTAWA, August 29, 1906.

FOOD INSPECTION, 1905-1906.

CR.

No. 8.—IN ACCOUNT WITH EXPENDITURES.

DR.

Amounts received from Department to meet Expenditures.	EXPENDITURES AUTHORIZED BY THE DEPARTMENT.						Totals.
	Superannuation.	Salaries.	Special Assistance.	Rent.	Travelling Expenses.	Sundries.	
\$ cts.	% cts.	% cts.	% cts.	% cts.	% cts.	% cts.	% cts.
12,052 80	103 96	8,897 98	1,024 70	366 67	226 95	1,640 46	12,156 76
257 02		100 00			53 25	103 77	257 02
415 70		186 48			136 75	92 47	415 70
1,046 87		500 00		120 00	291 35	135 52	1,046 87
105 63		72 25			18 55	14 80	105 63
784 09	7 00	350 00			207 70	233 39	791 09
482 28		180 70			194 58	98 00	482 28
625 25		200 00			296 73	128 52	625 25
459 29	4 00	200 00			135 90	107 39	463 29
594 91		350 00			165 80	79 11	594 91
319 80		200 00			55 65	64 15	319 80
338 22		200 00			62 05	76 17	338 22
680 01		200 00			366 10	113 91	680 01
19 71		19 71					19 71
413 78		200 00			115 20	98 58	413 78
6,915 64					6,915 64		6,915 64
321 23						321 23	321 23
1,401 59						1,401 59	1,401 59
2 00						2 00	2 00
11 94						11 94	11 94
27,247 76	114 96	11,866 15	1,024 70	486 67	2,346 56	11,638 64	27,362 72

W. J. GERALD,
Deputy Minister.

INLAND REVENUE DEPARTMENT,
OTTAWA, August 29, 1906.

BILL STAMPS.
 No. 9.—Bill Stamp Distributors account with the Inland Revenue Department.

Dr.

BALANCES JULY 1, 1905.		BALANCES, JUNE 30, 1905.	
Stamps on hand.	Cash on hand.	Stamps on hand.	Cash on hand.
\$ cts.	% cts.	% cts.	% cts.
1,372 77	11 54	1,372 77	11 54
160 00	33 50	160 00	33 50
1,532 77	45 04	1,532 77	45 04
Totals.		Totals.	
\$ cts.	% cts.	\$ cts.	% cts.
1,372 77	11 54	1,372 77	11 54
160 00	33 50	160 00	33 50
1,532 77	45 04	1,532 77	45 04

Post Office Department
 Belleville, ex-Collector E. R. Benjamin
 Three Rivers, ex-Collector B. Lasalle
 McLeod, Colonel J. F., Fort McLeod

W. J. GERALD,
 Deputy Minister.

INLAND REVENUE DEPARTMENT,
 OTTAWA, August 29, 1906.

6-7 EDWARD VII., A. 1907

DR. No. 11.—SUNDRY MINOR REVENUES, 1905-1906. CR.

Accrued during the Year ended June 30, 1906.	Totals.		Deposited to the credit of the Receiver General.	Totals.
§ cts.	§ cts.		§ cts.	§ cts.
628 00	628 00	... Fertilizer Inspection Fees.....	628 00	628 00
2,462 50	2,462 50	... Adulteration of Food Fees.....	2,462 50	2,462 50
11 80	11 80	... Casual Revenue.....	11 80	11 80
3,102 30	3,102 30Totals.....	3,102 30	3,102 30

W. J. GERALD,
Deputy Minister.

INLAND REVENUE DEPARTMENT,
OTTAWA, August 29, 1906.

SESSIONAL PAPER No. 12

DR.

No. 12.—MINOR EXPENDITURES, 1905-1906.

CR.

Amount received from Department to meet Expendi- tures.	Totals.	—	Con- tingencies.	Totals.
\$ cts.	\$ cts.		\$ cts.	\$ cts.
9 29	9 29 Minor expenditures.....	9 29	9 29

W. J. GERALD,
Deputy Minister.

INLAND REVENUE DEPARTMENT,
OTTAWA, August 29, 1906.

6-7 EDWARD VII., A. 1907

No. 13.—STATEMENT showing the quantities of the several articles subject to Excise and the Duty

ARTICLES SUBJECT TO EXCISE DUTY.	QUANTITIES.			Duty. \$ cts.
	Ex-Manu- factory.	Ex- Warehouse.	Totals.	
	Gallons.	Gallons.	Gallons.	
Spirits	6,458	3,481,287	3,487,745	6,601,801 10
	Imported.	*225,326	225,326	67,597 85
Totals.....	6,458	3,706,613	3,713,071	6,669,398 95
Malt liquor, the duty being paid on malt	27,335,985		27,335,985	2,489 00
Malt.....	Lbs.	Lbs.	Lbs.	
		75,430,347	75,430,347	1,131,455 78
Cigars—	No.	No.	No.	
Foreign.....	87,942,746	82,991,404	170,934,150	1,025,625 27
Canadian.....	1,609,040	591,200	2,200,240	6,600 72
Combination.....	3,588,387	3,762,425	7,350,812	22,052 48
Totals.....	93,140,173	87,345,029	180,485,202	1,054,278 47
Cigarettes—				
Foreign.....	204,350,900	1,241,409	205,592,309	620,581 90
Canadian.....				
Combination.....	4,764,650	945,091	5,709,741	8,564 62
Totals.....	209,115,550	2,186,491	211,302,041	629,146 52
Tobacco from Foreign Leaf	Lbs.	Lbs.	Lbs.	
" Canadian Leaf.....	785,548	7,036,102	7,821,650	1,955,412 87
" Combination.....	2,927,747	66,104	2,993,851	149,692 64
Snuff.....	920,698	612,497	1,533,195	76,650 00
Canadian twist.....	178 057	47,771	178,057	32,702 23
			47,771	2,388 58
Totals.....	4,812,050	7,762,474	12,574,524	2,846,002 84
Raw leaf tobacco, foreign.....		12,139,700	12,139,700	1,278,455 09
Total duties on tobacco and cigarettes.....				4,124,457 93
Vinegar.....				42,743 28
Acetic acid.....				2,600 97
Licenses, spirits.....				2,750 00
" malt liquor.....				6,550 00
" malt.....				6,100 00
" cigars.....				16,545 00
" tobacco.....				3,221 00
" bonded manufacture.....				2,600 00
" acetic acid.....				100 00
Grand total duty.....				13,065,290 38

* Spirits imported for use in the manufacture of crude fulminate, on which duty at a rate of 30 cents

INLAND REVENUE DEPARTMENT,
OTTAWA, August 29, 1906.

SESSIONAL PAPER No. 12

Duty taken for consumption, during the years ended June 30, 1904, 1905 and 1906, accrued thereon.

1905.				1906.			
QUANTITIES.			Duty.	QUANTITIES.			Duty.
Ex-Manu- factory.	Ex-Ware- house.	Totals.		Ex-Manu- factory.	Ex-Ware- house.	Totals.	
Gallons.	Gallons.	Gallons.	§ cts.	Gallons.	Gallons.	Gallons.	§ cts.
206	3,112,843	3,113,043	5,899,444 47	3,765	3,545,785	3,549,550	6,721,008 08
Imported.	*160,208 634	160,208 634	48,062 37	Imported.	239,432	239,432	71,829 50
200	3,273,051 631	3,273,251 634	5,947,506 84	3,765	3,785,217	3,788,982	6,792,837 58
30,330,370		30,330,370	2,499 30	33,250,637		33,250,657	3,578 20
Lbs. 7,542	Lbs. 75,509,810	Lbs. 75,517,352	11,134,538 70	Lbs.	Lbs. 85,699,102	Lbs. 85,699,102	1,286,093 13
No. 88,069,472 2,069,190 2,896,820	No. 88,566,145 193,210 4,324,940	No. 176,626,617 2,262,400 7,221,760	1,059,780 16 6,787 29 21,665 28	No. 95,465,362 539,580 4,426,000	No. 87,928,975 628,020 4,839,405	No. 183,394,337 1,167,600 9,265,405	1,100,388 99 3,502 80 27,796 22
93,026,482	93,084,295	186,110,777	1,088,232 64	100,430,942	93,396,400	193,827,342	1,131,688 01
240,371,687	2,138,370	242,510,057	733,140 17	259,712,200	2,671,750	262,383,950	794,794 35
3,779,900	4,570,439	8,350,330	12,525 50	3,834,500	3,116,489	6,950,989	10,426 48
244,151,587	6,708,800	250,860,387	745,665 67	263,546,700	5,788,239	269,334,939	805,220 83
Lbs. 916,571 3,044,133 1,170,234 164,901	Lbs. 7,343,707 63,694 708,504 32,867	Lbs. 8,260,278 3,107,827 1,878,738 164,901 32,867	2,065,070 08 155,391 36 93,937 17 30,256 73 1,643 35	Lbs. 1,096,486 3,142,100 1,157,181 162,844	Lbs. 8,144,033 30,366 748,561 36,340	Lbs. 9,240,519 3,172,466 1,905,742 162,844 36,340	2,310,130 15 158,623 40 95,287 28 29,911 40 1,817 00
5,295,839	3,148,772	13,444,611	3,091,964 36	5,558,611	8,959,300	14,517,911	3,400,990 06
	12,387,376	12,387,376	1,317,186 19		13,638,620	13,638,620	1,437,895 67
			4,409,150 55				4,838,885 73
			48,441 53				53,589 73
			7,593 61				1,556 09
			3,125 00				3,062 50
			6,625 00				6,425 00
			6,160 00				6,350 00
			15,510 00				15,247 50
			3,223 50				3,462 50
			2,700 00				2,525 00
			100 00				100 00
			12,675,346 67				14,145,400 97

per gallon was collected and afterwards refunded on the exportation of the fulminate.

W. J. GERALD,
Deputy Minister.

6-7 EDWARD VII., A. 1907

No. 14.—Amounts deposited monthly to the credit of the Honourable the Receiver-General on account of Inland Revenues during the Fiscal Year ended June 30, 1906.

	Ontario.		Quebec.		New Brunswick.		Nova Scotia.		Prince Edward Island.		Manitoba, Alberta and Saskatchewan.		British Columbia.		Yukon.		Totals.		
	\$. cts.	cts.	%	cts.	%	cts.	%	cts.	%	cts.	%	cts.	%	cts.	%	cts.	%	cts.	
JULY:																			
Excise	299,513	72	47,934	25	22,346	43	14,177	69	2,642	25	81,797	16	34,491	51	612	66	936,718	70	
" Seizures			25	00	450	00											475	00	
Hydraulic and other Rents.	1	00															1	00	
Minor Public Works	1	00																00	
Weights and Measures	1,105	66	950	00									11	80			2,035	46	
Gas Inspection	38	50															38	50	
Electric Light	298	00															298	00	
Law Stamps (Supreme Court)	95	00															95	00	
" (Exchequer Court)																		00	
" (Yukon Territory Court)																		00	
Electric Light Fees	2,405	00	490	00	235	00	315	00	40	00	300	00	270	00			372	00	
Adulteration of Food Fees			5	00			5	00									10	00	
Methylated Spirits	3,310	37	2,636	73	44	76					42	99					6,081	85	
Totals	306,861	25	479,010	98	23,076	19	14,497	69	2,682	25	82,190	15	34,976	34	1,009	66	944,334	51	
AUGUST:																			
Excise	395,757	18	554,436	51	24,958	10	17,080	08	5,555	29	99,877	31	43,185	82	3,133	44	1,143,983	76	
" Seizures			45	00	250	00											430	00	
Hydraulic and other Rents.	5	00																00	
Weights and Measures	2,575	89	2,696	37	123	84	358	18	52	56	962	20	50	50			6,819	54	
Gas Inspection	1,503	75	753	25	27	50	11	25			138	25	148	00			2,672	00	
Electric Light	494	50	375	00	58	50	8	25	26	00	373	00	282	00			1,621	25	
Law Stamps (Exchequer Court)	19	00															19	00	
" (Yukon Territory Court)																		00	
" Mining																		00	
Electric Light Fees.	300	00	150	00			40	00			20	00	50	00			114	25	
Fertilizers Fees	4	00																00	
Adulteration of Food Fees	5	00																00	
Methylated Spirits	2,876	12	1,547	36	43	83												4	
Totals	403,765	44	560,007	49	25,461	77	17,497	76	5,633	85	101,370	79	43,716	32	4,256	69	1,161,710	11	
SEPTEMBER:																			
Excise	383,683	64	548,072	00	27,829	25	18,768	55	4,655	62	115,662	80	38,725	29	2,790	13	1,140,187	28	
" Seizures																		50	
Weights and Measures	2,573	30	2,576	79	101	93	133	38	49	00	904	91	31	45			6,370	76	

SESSIONAL PAPER No. 12

Gas Inspection	1,843 25	949 50	36 00	23 50	32 00	50 50	2,034 75
Electric Light	612 00	375 60	49 75	19 25	157 75	229 25	1,454 50
Law Stamps (Supreme Court)	237 50						237 50
" (Exchequer Court)	733 40						733 40
" (Yukon Territorial Court)						547 50	547 50
" Mining						110 50	110 50
Electric Light Fees	40 00	55 00		30 00		5 00	130 00
Fertilizers' Fees				6 00		4 00	10 00
Adulteration of Food Fees	20 00						20 00
Methylated Spirits	3,205 79	2,139 35	48 73	103 84	97 85	104 51	5,700 07
Totals	392,998 88	554,167 64	28,065 66	19,084 52	116,835 31	39,130 00	1,158,486 26
OCTOBER :—							
Excise	424,534 39	550,589 07	23,454 26	18,819 81	118,824 95	45,329 22	1,189,695 16
" Seizures		200 00	100 00			1 00	300 00
Hydraulic and other Rents							1 00
Weights and Measures	4,804 42	1,796 92	195 10	224 53	1,266 69	166 85	8,560 69
" Seizures		5 00					5 00
Gas Inspection	2,135 25	525 00	123 00	41 00	136 50	127 00	3,098 75
Electric Light	783 50	507 75	102 25	157 50	264 25	339 50	2,191 50
Law Stamps (Supreme Court)	47 50						47 50
" (Exchequer Court)	380 00						380 00
" (Yukon Territorial Court)							684 00
" Mining		30 00					81 00
Electric Light Fees	5 00			5 00			40 00
Fertilizers' Fees	19 00			3 00			3 00
Adulteration of Food Fees	3,536 80	1,963 61	49 39	124 74	130 12		36 00
Methylated Spirits							5,804 66
Totals	436,245 86	555,623 35	27,036 00	19,375 58	120,622 51	45,963 57	1,210,927 66
NOVEMBER :—							
Excise	526,489 07	611,553 97	30,914 59	22,164 39	117,625 11	43,454 34	1,358,816 24
" Seizures	25 00	126 20	200 00				351 20
Weights and Measures	2,831 80	1,522 87	224 62	198 08	824 51	92 00	5,807 57
Gas Inspection	2,352 00	979 25	43 25	37 50	130 75	142 25	3,305 75
" Seizures	5 30						5 00
Electric Light	1,264 50	665 00	94 00	107 25	436 25	244 50	2,830 50
Law Stamps (Supreme Court)	47 50						47 50
" (Exchequer Court)	286 90						286 90
" (Yukon Territorial Court)							230 00
Electric Light Fees	20 00	35 00					55 00
Fertilizers' Fees				3 00			3 00
Adulteration of Food Fees	20 00	309 00	9 00	66 00	162 00	20 00	1,390 50
" Penalties	733 50						733 50
Methylated Spirits	3,738 60	2,808 85	92 17		330 69	124 34	7,094 65
Totals	537,813 87	617,600 14	31,577 63	22,576 22	119,509 31	44,057 43	1,380,243 81

No. 11.—AMOUNTS deposited monthly to the credit of the Honourable the Receiver General on account of Inland Revenues during the Fiscal Year ended June 30, 1906—*Continued.*

	Ontario.		Quebec.		New Brunswick.		Nova Scotia.		Prince Edward Island.		Manitoba, Alberta and Saskatchewan.		British Columbia.		Yukon.		Totals.	
	£	cts.	£	cts.	£	cts.	£	cts.	£	cts.	£	cts.	£	cts.	£	cts.	£	cts.
DECEMBER:																		
Excise	487,271	12	639,182	41	26,716	15	19,112	30	5,196	85	130,099	87	12,008	96	873	77	1,408,581	66
" Seizures	50	00	273	14									25	00			323	44
" Minor Public Works	50	00															50	00
Weights and Measures	3,612	33	1,633	81	401	11	298	03	57	40	757	05	51	65	112	45	6,231	19
Gas Inspection	3,022	25	719	00	25	75	11	00			104	25	112	75			3,998	00
Electric Light	1,395	50	623	75	100	75	162	00	27	25	518	00	301	00			3,128	25
Law Stamps (Supreme Court)	95	00															95	00
" (Exchequer Court)																		
" (Yukon Territory Court)	598	50															598	50
" Mining																	335	00
Electric Light Fees	10	00															10	00
Fertilizers Fees	171	00															171	00
Adulteration of Food, Penalties	99	00	176	75	96	00	18	00			99	00	115	50			634	25
Methylated Spirits	2,394	28	1,279	11	48	97					98	64	130	51			3,430	64
Totals	97,072	28	703,288	36	27,388	16	19,520	33	5,491	50	131,586	81	42,775	27	1,470	97	1,428,533	68
JANUARY:—																		
Excise	391,225	18	482,104	10	21,417	06	17,873	74	4,233	60	110,847	95	40,008	67	961	10	1,068,691	40
" Seizures	60	00	90	52	100	00											230	32
" Minor Public Works	50	00															50	00
Weights and Measures	3,016	66	875	67	148	75	157	18	17	55	400	75	155	95	144	95	4,947	76
Gas Inspection	2,128	75	571	75	82	00	67	25	11	50	130	00	160	00			3,451	25
Electric Light	1,102	25	846	75	112	75	116	25	41	00	384	25	398	50			2,911	75
Law Stamps (Supreme Court)	332	50															332	50
" (Exchequer Court)																		
" (Yukon Territory Court)	294	50															294	50
Electric Light Fees			10	00											190	00	190	00
Fertilizers Fees	38	00	16	00	18	00	27	00									89	00
Adulteration of Food, Fees			16	00													16	00
" Penalties	33	00	33	00									14	00			47	00
Methylated Spirits	2,859	04	1,128	60	43	18	125	79									4,156	61

6-7 EDWARD VII., A. 1907

No. 14. Amounts deposited monthly to the credit of the Honourable the Receiver General on account of Inland Revenues during the Fiscal Year ended June 30, 1906. *Continued.*

	Ontario.		Quebec.		New Brunswick.		Nova Scotia.		Prince Edward Island.		Manitoba, Alberta and Saskatchewan.		British Columbia.		Yukon.		Totals.		
	£	cts	£	cts	£	cts	£	cts	£	cts	£	cts	£	cts	£	cts	£	cts	
APRIL:																			
Excise:	57,913 00		517,166 17		21,999 81		46,182 77		1,216 03		122,900 91		41,652 58		2,353 06		1,167,684 69		
" Seizures.	10 00		716 50										200 00				326 50		
Hydraulic and other Reuts.																	1 00		
Weights and Measures.	2,660 68		3,418 25		125 78		148 00		22 05		724 07		192 80				5,291 63		
Gas Inspection.	2,084 25		711 50		67 25		32 75		9 75		137 75		228 25				3,271 50		
Electric Light.	1,055 75		429 75		81 50		32 00		25 25		196 25		220 75				2,041 25		
Law Stamps, (Supreme Court).	237 30																237 30		
" (Exchequer Court).	147 25																147 25		
" (Yukon Territory Court).																	276 00		
" Mining Court.																	23 75		
Electric Light Fees.	185 00																185 00		
Fertilizers Fees.	49 00		12 00		5 00												66 00		
Adulteration of Food, Fees.			5 00														5 00		
" Penalties.											12 00						12 00		
Methylated Spirits.	2,701 06		1,978 53		97 06												4,911 45		
Totals.	47,446 49		521,838 00		22,376 43		16,695 52		4,273 08		123,971 01		65,627 18		2,652 81		1,184,080 52		
MAY:																			
Excise:	456,247 31		591,852 69		23,869 36		46,508 27		1,579 13		109,422 50		53,461 67		1,163 78		1,257,604 94		
" Seizures.			85 53														85 53		
Hydraulic and other Reuts.	41 00		1 00														42 00		
Minor Public Works.	635 50		75 00		10 00												700 50		
Weights and Measures.	2,907 20		1,861 83		174 70		283 50		46 90		551 10		110 55		81 50		5,090 47		
Gas Inspection.	2,141 75		933 25		77 25		39 00				129 75		131 50				3,772 50		
" Seizures.	5 00																5 00		
Electric Light.	3,117 75		804 25		115 75		71 75				436 75		88 75				2,635 00		
Law Stamps, (Supreme Court).	142 50																142 50		
" (Exchequer Court).	178 60																178 60		
" (Yukon Territory Court).																	475 00		
Electric Light Fees.	12 00				3 00						15 00						15 00		
Fertilizers Fees.	3 00										9 00		13 00				28 00		
Adulteration of Food Fees.											98 78						12 00		
Methylated Spirits.	3,737 47		1,767 27		46 22												5,649 74		
Totals.	467,449 30		597,380 82		24,296 48		16,902 52		4,586 03		111,165 88		53,825 47		1,729 28		1,277,336 78		

SESSIONAL PAPER No. 12

JUNE:—	446,003 89	582,833 89	32,608 45	16,756 71	2,928 05	146,896 75	61,521 38	2,482 76	1,291,981 88
Excise	226 80	81 03					7 50		315 33
" Seizures.....	355 00	1 00		6 00			50 00		412 00
Hydraulic and other Reefs.....	130 00	6 00							136 00
Minor Public Works.....	5,268 88	4,329 57	727 31	572 95	148 64	1,278 45	310 85	80 25	12,716 90
Weights and Measures.....	7 20								7 20
" Seizures.....	5,882 75	2,189 25	235 75	69 50	9 00	268 50	309 50		8,964 25
Gas Inspection.....	5 00								5 00
" Seizures.....	2,039 00	1,565 50	201 00	240 50	12 00	666 00	1,920 25		5,744 25
Electric Light	95 00								95 00
Law Stamps, (Supreme Court).....	372 40								372 40
" (Exchequer Court).....									1,068 75
" (Yukon Territory Court).....								138 25	1,388 25
" Mining Court.....									14 00
Fertilizers Fees	5 00		6 00				8 00		5 00
Adulteration of Food Fees.....									27 00
" Penalties.....	2,928 22	2,519 80	48 07			27 00			5,446 04
Methelated Spirits.....									1 80
Casual Revenue.....									
Totals	463,319 14	593,526 04	33,826 58	17,645 66	3,067 69	149,136 70	63,229 28	3,720 01	1,327,501 10
Grand Totals	5,198,143 60	6,718,800 19	308,954 78	215,061 91	56,387 98	1,376,425 88	538,639 70	24,143 65	14,435,357 69

W. J. GERALD,
Deputy Minister.

INLAND REVENUE DEPARTMENT,
OTTAWA, August 29, 1906.

No. 15.—COMPARATIVE Monthly

	July.	August.	September.	October.	November.	
	\$ cts.	\$ cts.	\$ cts.	\$ cts.	\$ cts.	
Spirits.....	(1904-1905.....	452,271 43	482,855 75	526,215 09	550,039 12	516,996 70
	(1905-1906.....	437,796 93	497,895 83	533,638 87	602,938 48	702,764 34
Increase, 1905-1906.....			15,040 08	7,423 78	52,899 36	185,767 64
Decrease, 1905-1906.....			14,474 50			
Malt Liquor.....	(1904-1905.....	6,904 20	675 20	50 00	339 10	
	(1905-1906.....	6,138 10	254 70	282 00	20 60	272 20
Increase, 1905-1906.....			766 10	332 00		272 20
Decrease, 1905-1906.....			420 50		318 50	
Malt.....	(1904-1905.....	81,615 79	82,050 19	81,626 78	88,112 60	94,868 01
	(1905-1906.....	101,101 29	108,765 53	95,949 22	96,129 65	103,773 28
Increase, 1905-1906.....			19,485 50	26,715 34	14,322 44	8,017 05
Decrease, 1905-1906.....						8,905 27
Tobacco.....	(1904-1905.....	348,172 38	393,972 84	391,235 04	388,736 99	386,835 87
	(1905-1906.....	401,642 50	418,559 23	408,142 92	414,506 03	436,867 66
Increase, 1905-1906.....			53,470 12	24,586 39	16,907 88	25,769 04
Decrease, 1905-1906.....						50,031 79
Cigars.....	(1904-1905.....	105,322 60	99,014 68	99,533 52	94,949 13	97,971 51
	(1905-1906.....	108,871 98	105,812 74	96,824 36	95,704 67	100,961 94
Increase, 1905-1906.....			3,549 38	6,798 06		755 54
Decrease, 1905-1906.....					2,709 16	
Acetic Acid.....	(1904-1905.....	1,668 79	1,545 30	1,526 17	399 56	255 96
	(1905-1906.....	100 00		1,249 80		220 37
Increase, 1905-1906.....			1,568 79	1,545 30	276 37	399 56
Decrease, 1905-1906.....						35 59
Manufactures in bond.....	(1904-1905.....	5,133 63	4,358 82	8,083 94	8,058 29	3,893 80
	(1905-1906.....	4,631 48	7,475 77	8,140 50	7,529 37	3,831 89
Increase, 1905-1906.....			3,116 95	56 56		
Decrease, 1905-1906.....			502 15		528 92	61 91
Seizures.....	(1904-1905.....	102 00	260 00	361 00	179 00	
	(1905-1906.....	725 00	170 00	160 00	276 20	285 30
Increase, 1905-1906.....			623 00		97 20	285 30
Decrease, 1905-1906.....				90 00	201 60	
Other Receipts.....	(1904-1905.....	8,732 44	1,860 50	1,553 00	2,089 25	3,277 80
	(1905-1906.....	9,335 13	2,309 97	3,552 08	6,046 66	4,525 76
Increase, 1905-1906.....			602 69	448 57	1,999 08	3,957 41
Decrease, 1905-1906.....						1,247 96
Total Revenue, 1904-1905.....		1,009,923 26	1,066,593 28	1,110,184 54	1,132,903 04	1,104,099 65
" " 1905-1906.....		1,070,342 41	1,141,242 87	1,147,939 75	1,223,151 66	1,353,502 74
Total Increase, 1905-1906.....			60,419 15	94,649 59	37,755 21	90,248 62
" Decrease, 1905-1906.....						249,403 09

INLAND REVENUE DEPARTMENT,
OTTAWA, August 29, 1906.

SESSIONAL PAPER No. 12

Statement, 1904-1905 and 1905-1906.

December.	January.	February.	March.	April.	May.	June.	Totals.
§ cts	§ cts.	§ cts.	§ cts.	§ cts.	§ cts.	§ cts.	§ cts
721,815 44	428,398 24	420,848 01	461,377 75	426,383 32	496,572 91	466,858 08	5,950,631 84
830,8-0 26	510,438 09	508,670 34	539,092 23	549,145 80	576,885 68	503,753 23	6,795,900 08
109,064 82	82,039 85	87,822 33	77,714 48	122,762 48	80,312 77	38,895 15	845,268 24
95 60	201 20		275 10	196 20	79 40	308 30	9,124 30
282 90	391 20	752 50	96 20	805 30	283 80	123 70	10,063 20
187 30	190 00	752 50		609 10	204 40	115 40	878 90
			178 90				
98,454 93	84,937 75	85,030 44	112,812 45	102,946 56	117,611 96	110,571 24	1,140,638 70
101,715 61	108,305 15	98,661 92	121,464 36	115,806 94	123,924 50	116,845 68	1,292,443 13
3,260 68	23,367 40	13,631 48	8,651 91	12,860 38	6,312 54	6,274 44	151,804 43
323,819 34	311,667 39	336,246 31	379,899 15	352,497 41	411,982 69	387,308 64	4,412,374 05
347,718 32	373,944 72	368,675 63	410,127 84	408,378 12	450,178 46	403,006 80	4,842,348 23
23,898 98	62,277 33	32,129 32	30,228 69	55,880 71	38,195 77	16,298 16	429,974 28
91,466 37	73,072 87	71,359 33	85,428 30	85,760 19	99,032 68	100,831 46	1,163,712 64
89,828 32	79,240 05	76,757 19	90,029 22	92,557 10	104,139 33	105,908 61	1,146,935 51
	6,167 18	5,397 86	4,600 92	6,796 91	5,406 65	5,077 15	43,192 87
1,638 05							
	100 92	314 91	161 19			1,720 81	7,693 61
	36 18	40 70	9 04				1,656 09
	69 74	274 21	152 15			1,720 81	6,057 62
1,879 58	940 36	1,462 84	4,405 87	4,301 39	4,970 02	3,652 99	51,141 53
1,963 13	2,030 83	1,561 77	3,060 58	5,642 81	5,379 26	4,867 34	56,114 73
83 55	1,090 47	98 93		1,341 42	409 24	1,214 35	4,973 20
			1,345 29				
244 75	300 20	58 00	235 00	185 00	104 14	323 15	2,352 24
363 14	225 52	270 10	504 86	120 00	311 16	89 70	3,500 98
118 39		212 10	269 86		207 02		1,148 74
	74 68			65 00		233 45	
3,131 40	3,883 26	3,796 03	3,711 45	3,654 14	3,176 71	2,626 60	41,492 58
3,174 94	4,651 61	4,055 42	3,451 35	2,872 60	5,455 40	3,201 71	52,631 73
43 54	768 35	259 39					
			260 10	781 54	2,278 69	575 11	11,139 15
1,240,907 41	903,502 19	919,115 87	1,048,306 26	975,924 21	1,133,530 51	1,071,204 27	12,719,191 49
1,375,926 62	1,079,263 35	1,059,445 57	1,167,835 68	1,175,328 67	1,266,857 59	1,140,696 77	14,201,533 68
135,019 21	175,761 16	140,329 70	119,529 42	199,404 46	133,327 08	66,495 50	1,482,342 19

W. J. GERALD,
Deputy Minister.

No. 16—Receipts of Revenue during the fiscal year ended June 30, 1906.

EXCISE.

Articles.	To whom paid.	Date.	Divisions.	Under what Authority Refunded.	Amounts.		Totals.
					%	cts.	
1905.							
Spirits.....	Parke, Davis & Co.	Aug. 2	Windsor	Refunded under Revised Statutes, cap. 34, sec. 238	52 14		
	"	" 8	Perth	"	411 97		
	McLaren, J. (Estate of) ..	" 8	"	"	250 00		
	Parke, Davis & Co.	" 9	Windsor	"	31 59		
	"	" 25	"	"	43 18		
	"	" 30	"	"	18 81		
	"	" 5	"	"	622 08		
	"	Sept. 29	"	"	125 30		
	"	" 4	"	"	199 76		
	"	" 7	"	"	280 03		
	Henry, J. J.	" 18	Prescott	"	14,501 67		
	Parke, Davis & Co.	" 20	Windsor	"	118 59		
	"	" 28	"	"	286 33		
	King, H. L.	" 2	"	"	1,137 78		
	Parke, Davis & Co.	" 3	"	"	91 18		
	Howard, G. M.	" 3	Sherbrooke	"	3,792 72		
	Parke, Davis & Co.	" 11	Windsor	"	88 86		
	"	" 23	"	"	451 43		
	"	" 23	"	"	35 85		
	"	" 6	"	"	89 71		
	"	Dec. 14	"	"	436 07		
	"	" 19	"	"	30 71		
	"	" 26	"	"	394 82		
	"	" 30	"	"	39 53		
1906.							
	"	Jan. 9	"	"	682 38		
	"	" 30	"	"	198 13		
	"	Feb. 5	"	"	595 97		
	"	" 12	"	"	329 02		
	"	" 22	"	"	377 17		
	"	Mar. 5	"	"	840 91		
	"	" 16	"	"	71 91		
	"	" 23	"	"	265 73		
	"	" 30	"	"	425 72		

SESSIONAL PAPER No. 12

Haulton, J. S. & Co.	April	3	Brantford	"	238	159 46
Parke, Davis & Co.	"	9	Windsor	"	238	350 02
Honey, J. J.	"	18	"	"	238	75 96
Parke, Davis & Co.	"	21	Prescott	"	238	14,401 30
Eastern Township Bank The (for A. L. Howard Co.)	May	5	Windsor	"	238	414 20
Honey, J. J.	"	9	Sherbrooke	"	238	7,809 92
Parke, Davis & Co.	"	11	Prescott	"	238	14,408 27
"	"	15	Windsor	"	238	230 23
"	"	23	"	"	238	317 00
Honey, J. J.	"	25	Prescott	"	238	14,387 22
King, H. L.	"	31	Windsor	"	238	1,387 62
Parke, Davis & Co.	"	31	"	"	238	231 26
"	June	8	"	"	238	285 27
Gooderham, W. G.	"	13	Toronto	"	238	63 42
Parke, Davis & Co.	"	19	Windsor	"	238	274 22
"	"	25	"	"	238	281 68
"	July	6	"	"	238	169 08
"	"	24	"	"	238	45 67
Malt						
Dow, William & Co.	July	31	Montreal	"	76	2,942 50
Dawes, Andrew J.	"	31	"	"	76	2,166 20
Cloutier, D.	"	31	"	"	76	28 74
Canada Malting Co., Ltd.	"	31	"	"	76	572 73
Reinhardt, C. S.	"	31	"	"	76	290 70
Molson, J. T.	"	31	"	"	76	45 00
Clarke, L. H.	"	31	"	"	76	1,516 66
Oshner, R.	"	31	Calgary	"	76	132 75
Cross, A. E.	"	31	"	"	76	1,121 25
Lethbridge Brewing and Malting Co., Ltd., The	"	31	"	"	76	148 10
Wilson, D. H.	"	31	Toronto	"	176	119 74
McCarthy, D. J.	"	31	Prescott	"	176	25 94
Blackwood, W.	Aug.	2	Winnipeg	"	76	11 59
Brandon Brewing Co., The	"	2	"	"	76	196 27
Shea, P.	"	2	"	"	76	912 37
Elliott, Alexander	"	2	Peterborough	"	76	569 55
Meltrum, W. H.	"	2	"	"	76	83 70
Bowie, Robert	"	2	Prescott	"	76	309 15
McCarthy, D. J.	"	2	"	"	76	487 20
Lyons Bros.	"	2	Winnipeg	"	76	2
Manitoba Brewing and Malting Co., The	"	2	"	"	76	115 50
Golden Lion Brewing Co., The	"	2	"	"	76	47 50
Drewry, E. L.	"	2	"	"	76	1,859 15
Edmonton Brewing and Malting Co., Ltd., The	"	1	Vancouver	"	76	82 25
Phoenix Brewing Co.	"	8	"	"	76	37 24
Enterprise Brewing Co., The	"	8	"	"	76	30

2,826 95

No. 16.—REFUNDS OF REVENUE—Continued.

EXCISE—Continued.						
Articles.	To whom paid.	Date.	Divisions.	Under what Authority Refunded.	Amounts.	Totals.
					cts.	cts.
Malt	Robinson, T. A.	1905.	Winnipeg.	Refunded under Revised Statutes, cap. 29, sec. 78.	69 87	
	Seagram, Jos. E.	Aug. 11.	Guelph	"	366 00	
	Probert & Carignan	" 21.	Quebec	"	513 00	
	Northern Brewing Co.	" 25.	Vancouver	"	7 50	
	Taylor, H. J.	" 30.	St. Catharines	"	721 81	
	Shea, Patrick	Sept. 2	Winnipeg	"	84 00	
	British Columbia Distillery Co., Ltd.	" 6.	Vancouver	"	36 00	
	Vancouver Breweries, Ltd.	" 6.	"	"	63 75	
	The Nelson, Nels.	" 6.	"	"	121 87	
	Carling, T. H.	" 18.	London	"	3 32	
	Flahner, John	" 20.	Vancouver	"	9 00	
	Carling, T. H.	Oct. 2.	London	"	17 10	
	Halifax Breweries Co., Ltd.	" 10.	Halifax	"	152 34	
	Wickwire, W. N.	" 16.	"	"	1,907 07	
	Tate, Robt.	" 19.	Victoria	"	191 27	
	Victoria Phoenix Brewing Co., Ltd.	" 10.	"	"	236 06	
	Henderson, Hugh.	" 11.	Vancouver	"	7 64	
	Vancouver Breweries, Ltd.	" 14.	"	"	60 00	
	The Victoria Phoenix Brewing Co., Ltd.	" 17.	Victoria	"	107 56	
	Labatt, John	" 20.	London	"	8 41	
	Carling, T. H.	" 23.	"	"	3 48	
	"	Nov. 14.	"	"	3 35	
	Vancouver Breweries, Ltd.	" 14.	Vancouver	"	60 00	
	The Baur, A.	Dec. 19.	Guelph	"	79 38	
	McCarthy, D. J.	" 19.	Prescott	"	85 31	
	Heather, C.	" 19.	Guelph	"	427 50	
		1906.				
	May, L. A.	Jan. 11.	Halifax	"	18 01	
						238

SESSIONAL PAPER No. 12

Halifax Breweries, Ltd.	"	11	"	"	"	34	" 238	236 25
Wickware, W. N.	"	11	"	"	"	34	" 238	1,433 87
Victoria Phoenix Brewing Co., Ltd.	"	11	Victoria	"	"	34	" 238	256 34
Wilson, D. H.	"	22	Toronto	"	"	34	" 178	237 81
Halifax Breweries, Ltd.	"	23	Halifax	"	"	34	" 238	113 20
Labatt, John	Feb.	16	London	"	"	34	" 238	7 32
Vancouver Breweries, Ltd., The	"	20	Vancouver	"	"	34	" 238	94 50
McCarthy, D. J.	"	26	Prescott	"	"	29	" 78	254 22
Victoria Phoenix Brewing Co., Ltd.	April	1	Victoria	"	"	34	" 238	201 00
Wickware, W. N.	"	7	Halifax	"	"	34	" 238	108 83
Halifax Breweries, Ltd.	"	7	"	"	"	34	" 238	139 79
Victoria Phoenix Brewing Co., Ltd.	"	7	Victoria	"	"	34	" 238	82 11
Bixel Brewing and Malting Co., Ltd.	"	9	Brautford	"	"	34	" 238	46 50
McCarthy, D. J.	"	9	Prescott	"	"	34	" 238	44 10
Carling, T. H.	"	25	London	"	"	34	" 238	29 30
Portman & Portman	"	27	Vancouver	"	"	34	" 238	313 60
Hartinger, Frank	"	27	"	"	"	34	" 238	306 75
Vancouver Breweries, Ltd., The	May	15	"	"	"	34	" 238	96 83
Carling, T. H.	"	15	London	"	"	34	" 238	253 16
Victoria Phoenix Brewing Co., Ltd.	"		Victoria	"	"	34	" 238	132 75
Victoria Phoenix Brewing Co., Ltd.	June	22	Victoria	"	"	34	" 238	66 75
Carling, T. H.	"	23	London	"	"	34	" 238	22 22
Superior Brewing & Malting Co., Ltd., The	July	16	Port Arthur	"	"	29	" 78	98 61
Vancouver Breweries, Ltd., The	"	17	Vancouver	"	"	34	" 238	94 50
Roy, J. A.	"	31	Belleville	"	"	29	" 76	256 54
Corly, H.	"	31	"	"	"	29	" 78	27 00
Corby, H. Distillery Co.	"	31	"	"	"	29	" 76	64 78
Westbrook & Hocken	"	31	Brautford	"	"	29	" 76	107 85
Ottelheim, C.	"	31	"	"	"	29	" 76	82 51
Bixel, A.	"	31	"	"	"	29	" 76	334 80
Grant Spring Brewery Co., Ltd.	"	31	Hamilton	"	"	29	" 76	800 36
Wilson, M. S.	"	31	"	"	"	29	" 76	2,148 82
Fisher, John	"	31	Kingston	"	"	29	" 76	226 48
Stevenson, R.	"	31	"	"	"	29	" 76	146 07
Union Brewing Co., Ltd., The	"	31	London	"	"	29	" 76	82 20
Dwyer, P.	"	31	"	"	"	29	" 76	211 50
Labatt, John	"	31	"	"	"	29	" 78	1,507 96
Carling, T. H.	"	31	"	"	"	29	" 76	1,877 62

No. 16.—REFUNDS of Revenue—Continued.

EXCISE—Continued.

Articles.	To whom paid.	Date.	Divisions.	Under what Authority Refunded.	Amounts.		Totals.	
					£	cts.	£	cts.
		1906.						
Malr—Cont.		July	Owen Sound	Refunded under Revised Statutes, cap. 29, sec. 7.	228	19		
	Eaton, C.	31	"	"	129	67		
	Hoisz, L.	31	"	"	183	38		
	Huetter, Wm.	31	"	"	87	32		
	Farquharson & Grainger.	31	"	"	308	10		
	Schwam, Wm.	31	"	"				
	Superior Brewing & M. Co., Ltd., The.	31	Port Arthur.	"	92	47		
	Kuntz, Barbara.	31	Stratford	"	30	75		
	Clarke, L. H.	31	"	"	647	88		
	Watson, John.	31	"	"	219	00		
	Devlin, P.	31	"	"	83	71		
	Gooderham & Worts, Ltd.	31	Toronto	"	1,471	57		
	Cosgrove Brewery Co., Ltd., The.	31	"	"	1,193	90		
	Kormann Brewery Co., Ltd., The.	31	"	"	51	00		
	Copland Brewing Co., Ltd.	31	"	"	2,029	50		
	Rocot, C.	31	"	"	529	50		
	Toronto Brewing & Malting Co., Ltd.	31	"	"				
	Payes, H. H.	31	"	"	805	87		
	O'Keefe Brewery Co., Ltd., The.	31	"	"	105	15		
	Bram, Mary E.	31	"	"	2,787	14		
	Barrie Brewing Co., Ltd., The.	31	"	"	172	01		
	Reinhardt, L.	31	"	"	97	20		
	Wright, A. J.	31	"	"	1,029	00		
	Dominion Brewery Co., Ltd., The.	31	"	"	47	12		
	Anderton & Co.	31	Windsor	"	1,271	45		
	Brian, A. L.	31	"	"	128	47		
	Hiram Walker & Sons, Ltd.	31	"	"	390	00		
	Amyot & Gauvin.	31	Quebec	"	2,337	35		
	Proteau & Carignan.	31	"	"	941	25		
	Boswell & Bros., Ltd.	31	"	"	561	00		
		31	"	"	1,342	40		

SESSIONAL PAPER No. 12

31	Beaumont Brewing Co	"	"	"	78	660 00
31	Tellier, J. A	"	"	"	78	97 61
31	Silver Spring Brewery, Ltd.	"	"	"	78	
31	Jones, Simon, Ltd.	"	"	"	78	1,123 18
31	Ready, James	"	"	"	78	300 00
31	Wickwire, W. N	"	"	"	78	906 00
31	May, J. A.	"	"	"	78	1,270 50
31	Halifax Breweries, Ltd.	"	"	"	78	214 05
31	Drewry, E. L.	"	"	"	78	572 73
31	Brandon Brewing Co., The	"	"	"	78	1,249 35
31	Robinson, Isaac A.	"	"	"	78	111 75
31	Golden Lion Brewing Co., The.	"	"	"	78	90 00
31	Manitoba Brewing & Malting Co., Ltd., The.	"	"	"	78	116 25
31	Lyonne Bros.	"	"	"	78	297 65
31	Shea, Patrick	"	"	"	78	23 77
31	Cross, A. E.	"	"	"	78	1,139 60
31	Lethbridge Brewing & Malting Co., Ltd., The.	"	"	"	78	1,486 11
31	Ochsner, Robt.	"	"	"	78	234 17
31	Edmonton Brewing & Malting Co., Ltd., The.	"	"	"	78	240 00
31	Victoria Phoenix Brewing Co., Ltd.	"	"	"	78	327 33
31	Union Brewing Co., Ltd.	"	"	"	78	480 00
31	Sleeman Brewing and Malting Co., Ltd., The.	"	"	"	78	308 93
31	Sleeman Geo. A.	"	"	"	78	608 55
31	Seagram, Jos F.	"	"	"	78	400 50
31	Bauer, A.	"	"	"	78	376 24
31	Lutz, W.	"	"	"	78	1,507 31
31	Todd, Marth U.	"	"	"	78	1 50
31	Rau Mary	"	"	"	78	300 28
31	Andrick, C. E.	"	"	"	78	180 00
31	Berhardt, V. B.	"	"	"	78	188 70
31	Capital Brewing Co., The.	"	"	"	78	188 93
31	Calcutt, Henry	"	"	"	78	519 15
31	Elhoft, Alex	"	"	"	78	387 76
31	Taylor, H. J.	"	"	"	78	349 22
31	Dawes, A. J.	"	"	"	78	637 72
31	Dow, Wm. & Co.	"	"	"	78	2,907 65
31	Reinhardt, C. S.	"	"	"	78	3,057 59
31	Molson, John T.	"	"	"	78	268 05
31	Canada Malting Co., Ltd.	"	"	"	78	1,804 20
31	Meldrum, W. H.	"	"	"	78	4,719 31
7	Huether, C. N.	"	"	"	78	129 84
8	Holliday, T.	"	"	"	78	521 25
8		"	"	"	78	294 70

No. 16.—REFUNDS OF REVENUE—Continued.

EXCISE—Continued.

Articles.	To whom paid.	Date.	Divisions.	Under what Authority Refunded.	Amounts.	Totals.
					£	cts.
Tobacco		1905.				
	Flynn, F. L.	July 31	Hamilton	Refunded under Revised Statutes, cap. 34, sec. 238	97 10	
	McKenma, A.	" 31	Pictou	" 34	198 80	
	Geo. E. Tuckett & Son Co., Ltd., The	" 31	Hamilton	" 34	641 99	
	Wilson, Andrew	" 31	Toronto	" 34	276 10	
	MacDonald, R. D.	" 31	London	" 34	4 50	
	MacDonald, Sir W. C.	" 31	Montreal	" 34	113 30	
	McDonald, R. D.	" 31	London	" 34	661 50	
	Hynes, Jos.	Aug. 2	Hamilton	" 34	133 70	
	Schradet, J. H.	" 2	"	" 34	117 60	
	Canley, Bryan	" 2	"	" 34	74 60	
	Hill, John	" 2	"	" 34	59 30	
	Blumenstiel, I.	" 2	"	" 34	121 70	
	Rosin, Louis	" 2	Toronto	" 34	32 90	
	Kilbourne, W. P.	" 2	Winnipeg	" 34	211 50	
	Hamilton, D. J.	" 2	Stratford	" 31	109 70	
	Cole, Eugene	" 2	Montreal	" 34	17 50	
	American Tobacco Co. of Canada, Ltd., The	" 2	"	" 34	165 40	
	George E. Tuckett & Son Co., Ltd., The	" 2	Hamilton	" 34	8 65	
	Hobbreker, A.	" 2	Halifax	" 31	109 37	
	"	" 2	"	" 31	2 75	
	Bradley, John	" 4	Hamilton	" 34	91 70	
	Donohue, D.	" 4	"	" 34	101 50	
	Tobin & Co., John	" 4	Halifax	" 34	10 77	
	Dooley, James	" 9	London	" 34	117 80	
	Firstbrook, Jos.	" 9	"	" 34	72 80	
	Kimberley, G. F.	" 11	St. Catharines	" 34	37 50	
	Isaacs, A.	" 12	St. John	" 34	13 50	
	McKenna, A.	" 12	Pictou	" 34	145 85	
	Ryall, C. A.	" 14	Windsor	" 34	32 20	
	George E. Tuckett & Son Co., Ltd., The	" 16	Hamilton	" 31	148 29	
	Bollard, Arthur	" 16	Toronto	" 34	1 65	
	American Tobacco Co. of Canada, Ltd., The	" 16	Montreal	" 31	259	
					1,588 47	

SESSIONAL PAPER No. 12

Fortier, J. M., Ltd.	"	"	"	34	"	259	23 16
Solomon, E.	"	"	"	34	"	259	8 89
Isaacs, A.	16.	St. John.	"	34	"	259	16 45
Hainbecker, J.	18.	Winnipeg	"	34	"	238	145 30
Harkness, Thos.	"	Montreal	"	34	"	238	24 12
Tobin & Co., John.	21.	Halifax.	"	34	"	238	18 70
Hobrecker, A.	21.	"	"	34	"	238	731 22
"	21.	"	"	34	"	238	6 56
Tobin, John & Co.	22.	Halifax.	"	34	"	238	17 20
Davis, S. & Sons.	25.	Montreal	"	34	"	238	1 25
Davis, S. & Sons.	25.	"	"	34	"	238	346 50
Groffle, L. O.	25.	"	"	34	"	238	753 20
Inland Cigar Mfg. Co.	25.	Vancouver	"	34	"	238	318 00
McKenna, A.	30.	Pictou.	"	34	"	238	61 68
Fair, T. J. & Co.	30.	Branford	"	34	"	238	135 20
Billman, Chisholm & Co.	5.	Halifax.	"	34	"	238	46 82
Bauld Bros. & Co.	5.	"	"	34	"	238	29 92
American Tobacco Co. of Canada, Ltd. (The)	5.	Montreal	"	34	"	238	157 30
Fortier, J. M., Ltd.	5.	"	"	34	"	238	1,068 00
Payne, J. B.	5.	Sherbrooke.	"	34	"	238	202 60
Bryan, G. F.	5.	Winnipeg	"	34	"	238	182 20
Hobrecker, A.	11.	Halifax.	"	34	"	238	78 12
Bauld Bros. & Co.	11.	"	"	34	"	238	18 10
American Tobacco Co. of Canada, Ltd., The	11.	Montreal	"	34	"	238	538 60
Rock City Cigar Co.	11.	Quebec.	"	34	"	238	404 30
Fortier, J. M., Ltd.	11.	Montreal	"	34	"	238	684 00
Bellard, A.	21.	Toronto.	"	34	"	259	1 13
Geo. E. Tuckett & Son Co. Ltd., The	21.	Hamilton	"	34	"	259	199 31
Solomon, E.	21.	Montreal	"	34	"	259	9 10
Fortier, J. M., Ltd.	21.	"	"	34	"	259	35 30
American Tobacco Co. of Canada, Ltd., The	21.	St. John	"	34	"	259	1,753 87
Isaacs, A.	21.	Halifax.	"	34	"	238	22 19
Hobrecker, A.	21.	Pictou.	"	34	"	238	5 37
McKenna, A.	21.	Sherbrooke.	"	34	"	238	38 64
The Sherbrooke Cigar Co.	21.	Toronto.	"	34	"	238	179 90
Spilling, M. E.	25.	Montreal	"	34	"	238	150 70
Jacobs & Co.	25.	Halifax.	"	34	"	238	263 20
Hobrecker, A.	25.	"	"	34	"	238	288 95
G. C. Tuckett & Son Co. Ltd.	25.	Hamilton	"	34	"	238	1,409 67
McKenna, A.	25.	Pictou	"	34	"	238	208 64
Tobin, John & Co.	4.	Halifax.	"	34	"	238	14 36
Holloran, M. K.	4.	Branford	"	34	"	238	94 80
Tuckett Cigar Co., Ltd., The	12.	Hamilton.	"	34	"	238	404 50
Kelley, G.	12.	London.	"	34	"	238	156 60
Dooley, James.	12.	"	"	34	"	238	236 80

No. 16. — REFUNDS OF REVENUE *Continued.*EXPENSE *Continued.*

Articles.	To whom paid.	Date.	Divisions.	Under what Authority Refunded.	Amounts.		Totals.
					Rs.	cts.	
Tobacco <i>Cont.</i>		1906.			Rs.	cts.	Rs.
	McDonald, R. D.	Sept. 12.	London.	Refunded under Revised Statutes, cap. 31, sec. 238	179	60	
	Wilson, Andrew	" 12.	Toronto	"	402	30	
	Webster, W. R.	" 12.	Sherbrooke.	"	326	00	
	Jacobs, A. & Co.	" 12.	Montreal.	"	223	70	
	American Tobacco Co. of Canada, Ltd., The	" 12.	"	"	69	99	
	Macdonald, Sir W. C.	" 12.	"	"	242	00	
	Mekenna, A.	" 12.	Preton.	"	32	00	
	Tobin, John & Co.	" 2.	Halifax	"	5	16	
	Hobrecker, A.	" 12.	"	"	179	61	
	Stewart, J. G.	" 12.	"	"	12	26	
	Hobrecker, A.	" 12.	"	"	31	238	
	Bollard, A.	" 16.	Toronto	"	34	238	
	Ateshian Farming	" 16.	Montreal	"	34	239	
	Oriental Tobacco Co.	" 16.	"	"	31	239	
	Goldstein, B.	" 16.	"	"	31	239	
	Solomon, E.	" 16.	"	"	31	239	
	Fortier, J. M., Ltd	" 16.	"	"	31	239	
	American Tobacco Co. of Canada, Ltd., The	" 16.	"	"	1,414	75	
	Henry, James.	" 16.	"	"	31	239	
	Geo. E. Tuckett & Son Co., Ltd.	" 16.	Hamilton.	"	31	239	
	Geo. E. Tuckett & Son Co., Ltd.	" 16.	"	"	158	35	
	Brener, A. H.	" 16.	London.	"	9	10	
	McNee, John	" 16.	"	"	31	238	
	Milligan, Geo.	" 16.	Toronto	"	273	80	
	Buseh, Jacob	" 16.	Montreal	"	377	40	
	Grothe, L. O.	" 16.	"	"	220	10	
	Smith, Jos.	" 16.	London.	"	31	238	
	Gold, Thos. F.	" 19.	Victoria.	"	114	10	
	Hobrecker, A.	" 20.	Halifax	"	31	238	
	Isaacs, A.	" 20.	St. John.	"	34	239	
	Tobin, John & Co.	" 25.	Halifax	"	34	238	
	McKenna, A.	" 25.	Preton.	"	34	238	

SESSIONAL PAPER No. 12

American Tobacco Co. of Canada, Ltd., The	25	Montreal	"	34	"	238	413 60
Fortier, J. M., Ltd.	25	"	"	34	"	238	891 70
Province Cigar Co.	25	Victoria	"	34	"	238	201 10
Isaacs, A.	28	St. John	"	34	"	238	9 75
Hobbecker	28	Halifax	"	34	"	238	451 48
Fair, J. D. & Co., Ltd.	2	Brantford	"	34	"	238	2 30
Wilberg, B.	3	Vancouver	"	34	"	238	229 00
Hobbecker, A.	3	Halifax	"	34	"	238	1 50
Geo. E. Tuckett & Son Co., Ltd., The	3	Hamilton	"	34	"	238	1,321 35
McKenma, A.	4	Pictou	"	34	"	238	177 68
Bauld Bros. & Co.	11	Halifax	"	34	"	238	57 44
Rock City Tob. Co., Ltd., The	11	Quebec	"	34	"	259	83 33
Schmelter, W. J.	11	Guelph	"	34	"	238	82 70
Tuckett Cigar Co., Ltd., The	11	Hamilton	"	34	"	238	212 40
Henry, J.	17	Montreal	"	34	"	270	20 00
Hobbecker, A.	17	Halifax	"	34	"	238	15 98
Rock City Tob. Co., Ltd., The	18	Quebec	"	34	"	259	5 19
Lepesurier, John	18	"	"	34	"	259	12 18
Bollard, A.	18	Toronto	"	34	"	259	1 88
Geo. E. Tuckett & Son Co., Ltd., The	18	Hamilton	"	34	"	259	161 73
Solomon, E.	18	Montreal	"	34	"	259	9 28
Fortier, J. M., Ltd.	18	"	"	34	"	259	26 89
American Tob. Co. of Canada, Ltd., The	18	"	"	34	"	259	1,576 61
Isaacs, A.	18	St. John	"	34	"	239	3 68
McKenma, A.	21	Pictou	"	34	"	238	51 92
McHugh, John	21	St. Catharines	"	34	"	259	28 60
Wilson, Andrew	21	Toronto	"	34	"	259	257 10
Dyer, W. R.	21	London	"	34	"	259	92 50
Kelley, Geo.	21	"	"	34	"	259	99 70
Firstbrook, Jos.	21	"	"	34	"	259	132 90
Dyer, Jno. J.	21	"	"	34	"	259	149 70
American Tob. Co. of Canada, Ltd., The	23	Montreal	"	34	"	259	710 40
Hobbecker, A.	24	Halifax	"	34	"	259	93 75
Tobin, John & Co.	27	"	"	34	"	259	22 81
Geo. C. Tuckett & Son Co., Ltd.	28	Hamilton	"	34	"	259	1,038 32
Payne, J. Bruce	28	Sherbrooke	"	34	"	259	336 00
McKenma, A.	6	Montreal	"	34	"	259	48 24
American Tob. Co. of Canada, Ltd., The	6	"	"	34	"	259	95 80
Jacobs, H. & Co.	6	Toronto	"	34	"	259	302 90
Milligan, Geo.	6	Windsor	"	34	"	259	396 50

No. 16.—REFUNDS OF REVENUE—Continued.

EXCISE—Continued.

Articles.	To whom paid.	Date.	Divisions.	Under what Authority Refunded.	Amounts.	Totals.
					£	cts.
Tobacco—Continued.						
		1905.				
Whitley, H. R.		Dec.	6. Windsor.....	Refunded under Revised Statutes, cap. 34, sec. 259.	71	80
Hobbrecker, A.		"	11. Halifax.....	"	505	10
Lee, Thos.		"	11. Winnipeg.....	"	192	10
Jones, Patrick.		"	11. St. John.....	"	208	00
McKenna, A.		"	19. Pictou.....	"	146	43
Fair, T. A. & Co.		"	19. Brantford.....	"	122	80
Tuckett Cigar Co., Ltd., The		"	19. Hamilton.....	"	216	60
Dooley, James.		"	19. London.....	"	197	50
Ward, W.		"	19. ".....	"	181	50
Holland, A.		"	19. Toronto.....	"	1	40
Lemesurier, John.		"	19. Quebec.....	"	3	32
Rock City Tob. Co., Ltd., The		"	19. ".....	"	23	29
Solomon, E.		"	19. Montreal.....	"	10	77
Fortier, J. M., Ltd.		"	19. ".....	"	26	57
American Tobacco Co. of Canada, Ltd., The		"	19. ".....	"	1,460	52
Isaacs, A.		"	19. ".....	"	30	38
Tuckett Cigar Co., Ltd., The		"	19. St. John.....	"	161	45
Dooley, James.		"	19. Hamilton.....	"	3	00
Cignac, R. T.		"	19. London.....	"	11	00
Macdonald, Sir W. C.		"	26. Windsor.....	"	299	20
Fortier, J. E., Ltd.		"	26. Montreal.....	"	714	10
Grodie, L. O.		"	26. ".....	"	718	90
Berner, A. H.		"	26. London.....	"	159	10
McDonald, R. D.		"	26. Halifax.....	"	503	00
Hobbrecker, A.		"	26. Pictou.....	"	53	43
McKenna, A.		"	26. ".....	"	272	40
		1906.				
Kelly, Geo.		Jan.	8. London.....	"	3	60
Simon Leizer & Co., Ltd.		"	9. Victoria.....	"	53	98
Twin, John & Co.		"	9. Halifax.....	"	10	77
McKenna, A.		9	9. Pictou.....	"	160	80
Geo. E. Tuckett & Son Co., Ltd., The		"	9. Hamilton.....	"	238	
		"	31. ".....	"	746	39

SESSIONAL PAPER No. 12

Walsh, Arthur	9	Montreal	"	"	40 00
American Tobacco Co. of Canada, Ltd., The	9	"	"	238	56 40
Hireh, Jacob	9	Kingston	34	236	240 20
Obernoffner, Simon	9	"	34	238	166 00
McGowan, G. A.	9	"	34	238	335 50
Smith, J.	9	London	34	238	79 20
Bollard, A.	19	Toronto	34	259	1 68
Walsh, A.	19	Montreal	34	259	4 84
Ateshian, Carnig	19	"	34	259	1 60
Klebanoff, Muscovetch Co.	19	"	34	259	9 41
Goldstein, B.	19	"	34	259	11 02
Solomon, E.	19	"	34	259	8 99
Oriental Tobacco Co.	19	"	34	259	10 14
Henry, James	19	"	34	259	5 85
Fortier, J. M., Ltd.	19	"	34	259	
American Tobacco Co. of Canada, Ltd., The	19	Quebec	34	259	1,420 74
Rock City Tobacco Co., The	19	"	34	259	12 27
Lemesurier, John	19	"	34	259	1 86
Geo. E. Tuckett & Son Co., Ltd.	19	Hamilton	34	259	130 59
Geo. E. Tuckett & Son Co., Ltd.	19	"	29	78	5 50
Fortier, J. M., Ltd.	20	Montreal	34	238	63 72
McKenna, A.	20	Pictou	34	238	34 24
Despard, C. R.	20	Guelph	34	238	36 30
Winterhalt, Jos.	20	"	34	238	90 70
Blumenstiel, T.	20	Hamilton	34	238	127 40
Milligan, Geo.	20	Toronto	34	238	433 30
Grodic, L. O.	20	Montreal	34	238	407 00
Barry, H. D.	20	Quebec	34	238	436 20
Ballman, Chisholm & Co.	23	Halifax	34	238	49 66
Tuckett Cigar Co., Ltd.	23	Hamilton	34	238	174 00
Dyer, Jno. J.	23	"	34	338	239 30
Kelley, Geo.	23	London	34	238	133 60
Dooley, James	23	"	34	238	149 60
Nolan, J. F.	23	"	34	238	74 90
Taylor, John	23	"	34	238	182 20
Wilson, Andrew	23	Toronto	34	238	200 90
Sherbrooke Cigar Co.	23	"	34	238	93 90
Webster, W. R.	23	Sherbrooke	34	238	378 80
Rosin, Louis	30	"	34	238	290 20
Lee, Thomas	30	Toronto	34	238	415 50
Bryan, G. F.	30	Winnipeg	34	238	94 70
Fortier, J. M., Ltd.	5	Montreal	34	238	130 70
Fanthay, M.	5	Victoria	34	238	208 80
Gold, F. F.	5	"	34	238	1,540 00
	5	"	34	238	15 20
	5	"	34	238	17 30

No. 16 REFUNDS OF REVENUE—Continued.

EXCISE—Continued.

Articles.	To whom paid.	Date.	Divisions.	Under what Authority Refund'd.	Amounts.	Totals.
		1906.			\$. cts.	%. cts.
Tobacco—Contd.	Johnston, J. M.	Feb. 5.	Victoria	Refunded under Revised Statutes, cap. 34, sec. 238.	39 20	
	Donnelly, John	" 12	London.	" " " " " " " " " " " "	28 50	
	Manness, S. B.	" 12	"	" " " " " " " " " " " "	51 70	
	Warbig, F. J.	" 12	"	" " " " " " " " " " " "	53 80	
	McNee, John	" 12	"	" " " " " " " " " " " "	200 10	
	Tansy, C. E.	" 12	St. Catharines.	" " " " " " " " " " " "	19 90	
	Schluter, F.	" 12	Victoria.	" " " " " " " " " " " "	21 80	
	Province Cigar Co.	" 12	"	" " " " " " " " " " " "	98 30	
	Levy, J. & Sons	" 12	"	" " " " " " " " " " " "	29 75	
	McKenna, A.	" 12	Pretou.	" " " " " " " " " " " "	17 41	
	McDonald, R. D.	" 14	London.	" " " " " " " " " " " "	14 00	
	St. Louis, Clevis	" 14	Montreal.	" " " " " " " " " " " "	10 70	
	Macdonald, Sir W. C.	" 14	"	" " " " " " " " " " " "	133 40	
	Tickett Cigar Co., Ltd., The	" 15	Hamilton	" " " " " " " " " " " "	7 36	
	American Tobacco Co. of Canada, Ltd., The	" 15	Montreal	" " " " " " " " " " " "	339 60	
	Hobbecker, A.	" 15	Halifax.	" " " " " " " " " " " "	205 63	
	Bollard, A.	" 16	Toronto	" " " " " " " " " " " "	43	
	Levesurier, John	" 16	Quebec	" " " " " " " " " " " "	2 88	
	Rock City Tobacco Co., The	" 16	"	" " " " " " " " " " " "	26 37	
	Fortier, J. M., Ltd.	" 16	Montreal.	" " " " " " " " " " " "	8 22	
	Solomon, E.	" 16	"	" " " " " " " " " " " "	9 46	
	American Tobacco Co. of Canada, Ltd., The	" 16	"	" " " " " " " " " " " "	1,381 75	
	George B. Tickett & Son Co., Ltd., The	" 16	Hamilton	" " " " " " " " " " " "	131 76	
	Beggs, L. H.	" 22	St. Catharines	" " " " " " " " " " " "	26 20	
	Hirsch, Jacob.	" 22	Montreal	" " " " " " " " " " " "	149 60	
	Robison, H. F. W.	" 22	Victoria.	" " " " " " " " " " " "	150 00	
	Groble, L. O.	" 24	Montreal	" " " " " " " " " " " "	889 30	
	Fortier, J. M.	" 26	"	" " " " " " " " " " " "	864 40	
	Hooker, F. D.	" 27	St. Catharines.	" " " " " " " " " " " "	12 70	
	Blankstein, C.	" 5.	Guelph	" " " " " " " " " " " "	55 60	
	Fair, T. J. & Co., Ltd.	" 9.	Brantford	" " " " " " " " " " " "	141 90	
	Smith, Joseph	" 9.	London.	" " " " " " " " " " " "	65 10	

SESSIONAL PAPER No. 12

Bremer, A. H.	9	"	"	34	"	238	70 80
Kelly, Geo.	9	"	"	34	"	238	107 90
Ward, W.	9	"	"	34	"	238	143 80
Nolan, J. F.	9	"	"	34	"	238	194 10
McDonald, R. D.	9	"	"	31	"	238	322 80
McHugh, John	9	St. Catharines	"	34	"	238	30 00
Milligan, Geo.	9	Toronto	"	34	"	238	468 70
Willson, Andrew	9	"	"	34	"	238	343 40
Brown, H. A.	15	Vancouver	"	34	"	238	92 90
Tuckett Cigar Co., Ltd., The	15	Hamilton	"	34	"	238	242 70
Walsh, Arthur	15	Montreal	"	34	"	238	40 00
American Tobacco Co. of Canada, Ltd., The	15	"	"	34	"	238	306 40
Solomon, F.	16	"	"	34	"	239	8 67
Fortier, J. M., Ltd	16	"	"	34	"	239	13 14
American Tobacco Co. of Canada, Ltd., The	16	"	"	34	"	239	1,238 74
Geo. E. Tuckett & Son Co., Ltd	16	Hamilton	"	34	"	259	135 65
Bollard, A.	16	Toronto	"	34	"	259	1 15
Lemurier, John	16	Quebec	"	34	"	259	1 53
Rock City Tobacco Co.	23	"	"	34	"	239	5 77
St. Louis, Clovis	23	Montreal	"	34	"	238	120 60
Henry, James	23	"	"	34	"	238	195 90
Prozesky, Paul	23	Winnipeg	"	34	"	238	212 60
Dyer, John J.	23	London	"	34	"	238	148 00
Geo. E. Tuckett & Sons Co., Ltd	23	Hamilton	"	34	"	238	1,099 81
McKenna, A	24	Pictou	"	34	"	238	126 72
Tobin & Co., John	26	Halifax	"	34	"	238	10 77
Holbeck, A	30	"	"	34	"	238	12 49
Tuckett Cigar Co., Ltd., The	April	Hamilton	"	34	"	238	238 30
Dooly, Jas.	9	London	"	34	"	238	160 70
Firstbrook, Jos	9	"	"	31	"	238	329 80
Jacobs, H. & Co.	9	Montreal	"	34	"	238	179 70
"	9	"	"	34	"	238	254 60
Grothe, L. O	9	"	"	34	"	238	909 90
Hart, A. S.	9	St. John	"	34	"	238	111 60
Nicholson, D.	11	Charlottetown	"	34	"	238	176 30
Bremer, A. H.	11	London	"	34	"	238	23 00
McDonald, D.	11	"	"	34	"	238	19 10
Bault, Bros. & Co.	18	Halifax	"	34	"	238	93 50
Holbeck, A.	18	"	"	34	"	238	32 41
Bollard, A.	18	Toronto	"	34	"	239	1 70
Goldstein, B.	18	Montreal	"	34	"	239	7 21
Henry, James	18	"	"	34	"	259	9 76
Areshian, C.	18	"	"	34	"	259	5 88
Walsh, Arthur	18	"	"	34	"	259	8 74

No. 16.—REFUNDS OF REVENUE—Continued.

EXCISE—Continued.

Articles.	To whom paid.	Date.	Divisions.	Under what Authority Refunded.	Amounts.		Totals.	
					cts.	cts.	cts.	cts.
Tobacco		1906.			%	cts.	%	cts.
Muscovetch, K.....		April	Montreal.....	Refunded under Revised Statutes, cap. 34, sec. 259.....	1	71		
Oriental Tobacco Co.....		"	"	"	34	11 63		
Solomon, E.....		"	"	"	34	9 91		
Fortier, J. M., Ltd.....		"	"	"	34	18 78		
American Tobacco Co. of Canada, Ltd., The.....		"	"	"	34	259		
Rock City Tob. Co.....		"	Quebec.....	"	34	259		
Tuckett, George E. & Son Co., Ltd., The.....		"	Hamilton.....	"	34	259		
Tuckett, George E. & Son Co., Ltd., The.....		"	"	"	29	78		
American Tobacco Co. of Canada, Ltd., The.....		"	Montreal.....	"	31	258		
American Tobacco Co. of Canada, Ltd., The.....		"	Pictou.....	"	34	258		
McKenna, A.....		"	"	"	34	258		
American Tobacco Co. of Canada, Ltd., The.....		May	Montreal.....	"	34	258		
McKenna, A.....		"	Pictou.....	"	31	258		
McDonald, Sir W. C.....		"	Montreal.....	"	34	258		
American Tobacco Co. of Canada, Ltd., The.....		"	"	"	34	258		
Tuckett Cigar Co., Ltd., The.....		"	"	"	34	258		
The.....		"	Sherbrooke.....	"	34	258		
Sherbrooke Cigar Co.....		"	Branford.....	"	34	258		
Fair, T. J. & Co., Ltd.....		"	Hamilton.....	"	34	258		
Tuckett Cigar Co., Ltd., The.....		"	Guelph.....	"	34	258		
Holtze, Gust.....		"	London.....	"	34	258		
Manness, S. R.....		"	"	"	34	258		
Smith, Joseph.....		"	"	"	34	258		
Kelly, George.....		"	"	"	34	258		
Nolan, J. P.....		"	"	"	34	258		
Dookey, James.....		"	"	"	34	258		
McDonald, R. D.....		"	Toronto.....	"	34	258		
Wilson, Andrew.....		"	"	"	31	258		
Milligan, Geo.....		"	"	"	34	258		

Geo. E. Tuckett & Son Co., Ltd.	"	Hamilton	"	34	"	238	1,049 14
Tuckett Cigar Co., Ltd.	"	"	"	34	"	238	205 20
The McXee, John	"	London	"	34	"	238	297 10
Gignac, R. T.	"	Windsor	"	34	"	238	128 00
Fortier, J. M.	"	Montreal	"	34	"	238	985 40
Kurtz & Co.	"	Vancouver	"	34	"	238	154 40
Tietzen, W.	"	"	"	34	"	238	196 30
Bollard, A.	"	Toronto	"	34	"	259	1 47
Lemesurier, John	"	Quebec	"	34	"	238	5 32
Rock City Tobacco Co., Ltd., The	"	"	"	34	"	238	10 44
Solomon, E.	"	"	"	34	"	238	10 06
American Tobacco Co. of Canada, Ltd., The	"	Montreal	"	34	"	238	1,436 37
G. E. Tuckett & Son Co., Ltd., The	"	Hamilton	"	34	"	238	176 55
Fortier, J. M., Ltd	"	Montreal	"	34	"	238	23 05
Baill, Bros. & Co.	"	Halifax	"	34	"	238	1 87
Walsh, Arthur	"	Montreal	"	34	"	238	90 00
American Tobacco Co. of Canada, Ltd., The	"	"	"	34	"	238	615 40
Hobbecker, A.	"	Halifax	"	34	"	238	5 16
McKenna, A.	"	Pictou	"	34	"	238	55 07
Macdonald, Sir W. C.	"	Montreal	"	34	"	238	92 40
American Tobacco Co. of Canada Ltd., The	"	"	"	34	"	238	395 00
Goldstein, B.	"	"	"	34	"	238	11 00
McKenna, A.	"	Pictou	"	34	"	238	38 24
Nicholson, D.	"	Charlottetown	"	34	"	238	23 91
Forward, H. F.	"	Belleville	"	34	"	238	255 20
Tuckett Cigar Co., Ltd., The	"	Hamilton	"	34	"	238	199 80
Wilson, Andrew	"	Toronto	"	34	"	238	367 00
Fortier, J. M., Ltd	"	Montreal	"	34	"	238	2 90
Fair, T. J. & Co., Ltd.	"	Branford	"	34	"	238	5 60
McKenna, A.	"	Pictou	"	34	"	238	33 04
Tobin, John & Co.	"	Halifax	"	34	"	238	59 46
Stevart, J. G.	"	"	"	34	"	238	3 84
Levy, J. & Sons.	"	Victoria	"	34	"	238	10 37
Bollard, A.	"	Toronto	"	34	"	239	0 75
Lemesurier, John	"	Quebec	"	34	"	239	3 15
Rock City Tobacco Co., The	"	"	"	34	"	259	12 33
Solomon, E.	"	Montreal	"	34	"	239	13 43
Fortier, J. M., Ltd	"	"	"	34	"	239	20 88
American Tobacco Co. of Canada, Ltd., The	"	"	"	34	"	239	1,809 75
Tuckett, G. E. & Son Co., Ltd., The	"	Hamilton	"	34	"	239	213 97

No. 16. RETURNS of Revenue—Continued.

EXCISE Continued.

Articles.	To whom paid.	Date.	Divisions.	Under what Authority Refunded.	Amounts.		Totals.	
					£	cts.	£	cts.
Tobacco	Tucker, G. E. & Son Co., Ltd., The.....	1906.	Hamilton.....	Refunded under Revised Statutes, cap. 34, sec. 238.....	932 01			
	Blumensteil, I.....	19	"	"	209 80			
	Kelly, C.....	19	London.....	"	149 10			
	Wong, Frank.....	19	St. Catharines.....	"	41 00			
	Milligan, Geo.....	19	Toronto.....	"	527 80			
	Webster, W. R.....	19	Sherbrooke.....	"	206 80			
	Bryan, Geo. F.....	19	Winnipeg.....	"	179 60			
	Inland Cigar Co.....	22	Vancouver.....	"	176 00			
	Macdonald, Sir W. C.....	22	Montreal.....	"	33 30			
	American Tobacco Co. of Canada, Ltd., The.....	22	"	"	161 05			
	Grothe, L. O.....	6	"	"	682 90			
	Bradley, John.....	6	Hamilton.....	"	41 40			
	Thynes, Joseph.....	6	"	"	92 70			
	Obernorden, S.....	6	Kingston.....	"	113 20			
	McGowan, G. A.....	6	"	"	286 60			
	Firstbrooke, Joseph.....	6	London.....	"	138 00			
	Dyer, Jno. J.....	6	"	"	147 50			
	Tobin, John & Co.....	6	Halifax.....	"	10 77			
	McKenna, A.....	6	Pictou.....	"	18 24			
	American Tobacco Co. of Canada, Ltd., The.....	6	Montreal.....	"	84 80			
	American Tobacco Co. of Canada, Ltd., The.....	9	"	"	108 33			
	Gardner, H. B.....	12	Brantford.....	"	102 00			
	Dyer, Jno.....	12	London.....	"	34 80			
	Ward, W.....	12	"	"	263 00			
	Brener, A. H.....	12	"	"	188 70			
	Taylor, John.....	12	Toronto.....	"	130 40			
	Wilson, Andrew.....	12	"	"	356 20			
	Spilling, M. E.....	16	"	"	20 80			
	Macdonald, Sir W. C.....	16	Montreal.....	"	73 30			
	Macdonald, Sir W. C.....	16	"	"	24 08			
	McKenna, A.....	17	Pictou.....	"	99 84			
	Fair, T. J. & Co., Ltd.....	17	Brantford.....	"	125 50			
	Tuckett Cigar Co., Ltd., The.....	17	Hamilton.....	"	288 50			
	Firstbrooke, Joseph.....	17	London.....	"	47 30			

SESSIONAL PAPER No. 12

Kelly, Geo.	"	17	"	"	"	34	"	238	53 50
Nolan, J. F.	"	17	"	"	"	34	"	238	132 10
Dooley, James.	"	17	"	"	"	34	"	238	231 50
McNee, John.	"	17	"	"	"	34	"	238	308 80
McDonald, R. D.	"	17	"	"	"	34	"	238	624 80
Baill Bros. & Co.	"	24	"	"	Halifax	34	"	238	7 18
Harkness, Thos.	"	24	"	"	Montreal.	34	"	238	165 10
Tuckett Cigar Co., Ltd., The	"	21	"	"	"	34	"	238	235 40
Tuckett Cigar Co., Ltd., The	"	21	"	"	"	34	"	238	316 60
Kenny, James.	"	24	"	"	"	34	"	259	14 09
Goldstein, B.	"	24	"	"	"	34	"	259	13 78
Atheshian, Carnig	"	24	"	"	"	34	"	259	0 63
Morris, P. & Co., Ltd.	"	24	"	"	"	34	"	259	15 49
Walsb, A.	"	24	"	"	"	34	"	259	16 99
Muscovetch, K.	"	24	"	"	"	34	"	259	5 47
Oriental Tobacco Co.	"	24	"	"	"	34	"	259	14 19
Solomon, E.	"	24	"	"	"	34	"	259	13 21
Fortier, J. M., Ltd.	"	24	"	"	"	34	"	259	24 85
American Tobacco Co. of Canada, Ltd., The.	"	24	"	"	"	34	"	259	1,379 63
Lem-surrier, John.	"	24	"	"	Quebec.	34	"	259	2 50
Rock City Tobacco Co., The	"	24	"	"	"	34	"	259	3 39
Nicholson, D.	"	24	"	"	Charlottetown.	34	"	259	17 43
Geo. E. Tuckett & Son Co., Ltd., The.	"	24	"	"	Hamilton	34	"	259	211 19
Geo. E. Tuckett & Son Co., Ltd., The.	"	24	"	"	"	29	"	78	1 60
Schlueter, W. G.	"	26	"	"	Guelph.	34	"	238	80 80
Smith, Jos.	"	26	"	"	London	34	"	238	71 70
Canley, B.	"	28	"	"	Hamilton	34	"	238	48 60
Schwarz, John H.	"	28	"	"	"	34	"	238	109 20
Youngs, John.	"	28	"	"	Brantford	34	"	238	82 10
McKenna, A.	"	28	"	"	Pictou.	34	"	238	68 32
Schraeder, John H.	"	28	"	"	Hamilton	34	"	238	54 60
Cigars.....	"	30	"	"	"	34	"	238	202 65
Tuckett Cigar Co., Ltd. The	March		"	"	Toronto	34	"	238	110 51
Milligan, Geo.	July	6	"	"	"				
Manufactures in bond	July	1905	"	"	"				
T. & British Columbia Dis-									
tillery Co.	Sept.	2	"	"	Vancouver	34	"	238	313 16
Allen Solomon	Nov.	2	"	"	Brantford	34	"	238	25 00
Office's salary.....									300 00
									86,768 81
									253,261 38

W. J. GERALD,
Deputy Minister.

INLAND REVENUE DEPARTMENT,
OTTAWA, August 29, 1906.

No. 17.—DEPARTMENTAL EXPENDITURES.

(For Details, see Appendix B.)

Due by sundry persons, July 1, 1905.	DEDUCTIONS FOR			Totals.	Salaries.	Contingen- ctes.	Due by sundry persons, June 30, 1906.	Totals.
	Disbursed by the Receiver General.	Superan- nuation.	Insur- ance.					
£ cts.	£ cts.	£ cts.	£ cts.	£ cts.	£ cts.	£ cts.	£ cts.	£ cts.
7,000 00				7,000 00	7,000 00			7,000 00
45,905 71	631 29	116 40	613 69	46,967 12	46,967 12			46,967 12
237 40				237 40		237 40		237 40
1,214 97				1,214 97		1,214 97		1,214 97
758 45				758 45		758 45		758 45
2,012 92				2,012 92		2,012 92		2,012 92
1,616 50				1,616 50		1,616 50		1,616 50
41 86				41 86		41 86		41 86
2,022 57				2,022 57		2,022 57		2,022 57
16 66							16 66	
16 66	631 29	116 40	613 69	58,908 41	58,907 12	7,904 67	16 66	61,888 45
				Totals	Totals	Totals	Totals	Totals

W. J. GERALD,
*Deputy Minister.*INLAND REVENUE DEPARTMENT,
OTTAWA, August 29, 1906.

WEIGHTS AND MEASURES, GAS, ELECTRIC LIGHT AND LAW STAMPS.

No. 18.—STATEMENT showing amount of Revenue accrued during Year ended June 30, 1906.

DR.

	Weights and Measures Stamps.	Gas Stamps.	Electric Light Stamps.	LAW STAMPS.				Totals.
				Supreme Court.	Exchequer Court.	Yukon Territorial Court.	Yukon Mining Court.	
	\$ cts.	\$ cts.	\$ cts.	\$ cts.	\$ cts.	\$ cts.	\$ cts.	\$ cts.
To amount of stamps destroyed or returned by distributors.	948 87	3 50		85 00	183 95			952 37
To commission allowed								268 95
To amount of stamps remaining in hands of distributors.	64,178 78	44,102 80	42,208 50					163,272 83
June 30, 1906	72,883 86	41,424 25	29,974 75	1,615 00	3,495 65	10,572 75	2,210 00	159,663 66
To balance, being the revenue during 1905-1906.	138,011 51	85,530 55	72,183 25	1,700 00	3,679 00	16,096 25	2,963 25	320,157 81
Totals.								

CR.

To amount of stamps in the hands of distributors on July 1, 1905.	66,573 01	34,110 05	40,638 25			16,090 25	2,963 25	160,394 81
To stamps issued by Inland Revenue Department during the year.	71,438 50	51,420 50	31,525 00	1,700 00	3,679 00			159,763 00
Totals	138,011 51	85,530 55	72,183 25	1,700 00	3,679 00	16,090 25	2,963 25	320,157 81

INLAND REVENUE DEPARTMENT,
OTTAWA, August 29, 1906.

W. J. GERALD,
Deputy Minister.

WEIGHTS AND MEASURES, 1905-1906.

No. 19 (A).—INSPECTOR Divisions in Account with Revenue.

Cr.

BALANCES DUE BY INSPECTORS, JULY 1, 1905.			BALANCES DUE BY INSPECTORS, JUNE 30, 1906.			Totals.
Stamps on hand.	Cash on hand.	%	Stamps on hand.	Cash on hand.	%	
1,069 40	2,140 00	7 20	4,252 45	1,958 75	6 216 60	
5,452 49	5,486 00	7 20	7,317 18	4,021 31	11,938 49	
2,241 09	5,155 00	23 50	7,419 98	2,811 11	7,419 39	
6,341 68	7,275 00	6 00	7,748 55	5,868 13	13,616 68	
4,986 25	8,970 00	5 30	10,559 80	3,336 45	13,956 25	
23,090 91	30,026 00	7 20	35,072 96	18,088 75	53,147 61	
19,308 40	16,285 00	10 00	13,354 60	22,256 10	35,610 70	
6,231 50	3,450 00	10 00	3,494 35	5,670 00	9,692 75	
3,390 89	3,215 00	5 00	3,077 91	3,527 98	6,605 89	
2,337 20	850 00	5 00	1,488 50	1,703 70	3,192 20	
31,267 99	23,800 00	15 00	21,835 36	33,157 78	53,101 54	
1,316 31	2,300 00		2,427 26	1,238 96	3,707 31	
215 24	787 50		746 90	227 02	1,017 21	
1,335 48	150 00	6 30	983 20	515 44	1,498 64	
1,722 56	640 00	4 00	782 47	1,674 01	2,468 74	
3,273 28	1,577 50	4 30	2,512 57	2,416 50	4,984 50	
586 83	630 00		628 55	588 28	1,216 83	
3,402 30	7,125 00		7,288 68	2,976 62	10,527 30	

Divisions.	Transfer of Stamps		Stamps returned or destroyed.		Deposited to the credit of the Receiver General.		BALANCES DUE BY INSPECTORS, JUNE 30, 1906.		Totals.
	%	cts.	%	cts.	%	cts.	%	cts.	
Bellefleur			5 40		4 252 45	1 958 75		6 216 60	
Hamilton					7 317 18	4 021 31		11 938 49	
Orkney			0 50		7 419 98	2 811 11		7 419 39	
Toronto					7 748 55	5 868 13		13 616 68	
Windsor					10 559 80	3 336 45		13 956 25	
Ontario			5 30		35 072 96	18 088 75		53 147 61	
Montreal					13 354 60	22 256 10		35 610 70	
Quebec			21 00		3 494 35	5 670 00	67 40	9 692 75	
St. Hyacinthe					3 077 91	3 527 98		6 605 89	
Three Rivers					1 488 50	1 703 70		3 192 20	
Quebec			21 00		21 835 36	33 157 78	67 40	53 101 54	
St. John, N.B.			5 00		2 427 26	1 238 96	36 09	3 707 31	
Cape Breton			43 29		746 90	227 02		1 017 21	
Halifax					983 20	515 44		1 498 64	
Pictou			12 23		782 47	1 674 01		2 468 74	
Nova Scotia			55 52		2 512 57	2 416 50		4 984 50	
Charlottetown, P.E.I.					628 55	588 28		1 216 83	
Winnipeg, Man.			262 00		7 288 68	2 976 62		10 527 30	

WEIGHTS AND MEASURES, 1905-1906.

No. 19 (B.)—Deputy Inspectors of the Old Divisions in Account with Revenue.

DR.					CR.	
Balances due July 1, 1905.	Totals.	Divisions.	Balances due June 30, 1906.	Totals.		
Cash on hand.			Cash on hand.			
§ cts.	§ cts.		§ cts.	§ cts.		
87 10	87 10	Essex	87 10	87 10		
5 62	5 62	Hull, Quebec	5 62	5 62		
92 72	92 72		92 72	92 72		

W. J. GERALD,
Deputy Minister.

ISLAND REVENUE DEPARTMENT,
OTTAWA, August 29 1906.

WEIGHTS AND MEASURES—1905-1906.

Dr.

No. 20 (A).—INSPECTION DIVISIONS in Account with Expenditures.

Cr.

Amounts received from Department to meet Expenditures.	DEDUCTIONS FROM SALARIES FOR			Totals.	DIVISIONS.	EXPENDITURES AUTHORIZED BY THE DEPARTMENT.						Totals.	
	Superannuation.	Insurance.	Guarantee.			Salaries.	Special Assistance.	Seizures.	Rent.	Travelling Expenses.	Sundries.		
¢	¢	¢	¢	¢		¢	¢	¢	¢	¢	¢	¢	¢
6,507 47	50 72	11 40	6,569 59	Belleville	3,682 70	358 93	5 20	300 00	1,642 84	579 92	6,569 59	
6,947 25	18 70	13 80	6,979 75	Hamilton	5,908 04	995 31	76 40	6,979 75	
6,676 71	13 96	12 60	6,103 27	Ottawa	4,683 88	125 00	1,046 63	247 76	6,103 27	
6,224 48	16 64	10 80	6,251 32	Toronto	4,349 84	1,744 15	157 33	6,251 32	
6,257 79	30 00	9 72	6,297 51	Windsor	4,100 62	299 06	1,567 10	330 73	6,297 51	
32,013 70	129 42	58 32	32,201 44 Ontario	22,725 08	657 99	5 20	425 00	6,936 03	1,892 14	32,201 44	
8,655 10	48 00	13 50	8,716 60	Montreal	5,773 16	299 06	1 00	597 00	1,881 94	254 44	8,716 60	
8,845 67	76 40	22 33	16 20	8,930 60	Quebec	6,343 95	600 00	300 00	1,371 50	315 15	8,930 60	
3,992 94	7 95	3,930 89	St. Hyacinthe	2,540 99	299 05	994 67	96 18	3,930 89	
2,307 65	5 40	2,313 05	Three Rivers	1,599 96	699 14	13 85	2,313 05	
23,701 36	124 40	22 33	43 05	23,891 14 Quebec	16,258 06	1,198 11	1 00	807 00	4,947 25	679 72	23,891 14	
3,584 86	15 00	9 00	3,608 86 St. John, N.B.	3,049 92	492 70	66 24	3,608 86	
1,354 29	3 60	1,357 89	Cape Breton	849 96	37 50	385 12	75 31	1,357 89	
3,332 27	5 40	3,337 67	Halifax	1,639 92	799 92	300 00	391 98	145 85	3,337 67	
1,933 74	19 96	5 40	1,979 10	Pictou	1,639 96	203 06	76 08	1,979 10	
6,640 30	19 96	14 40	6,674 66 Nova Scotia	4,249 84	799 92	337 50	990 16	297 24	6,674 66	
1,930 92	5 40	1,936 32 Charlottetown, P.E.I.	1,649 88	223 20	63 24	1,936 32	

WEIGHTS AND MEASURES—1905-1906.

Dr.

No. 20 (A).—INSPECTION DIVISIONS in Account with Expenditures *Concluded.*

Cr.

Amounts received from Department to meet expenditures.	DEDUCTIONS FROM SALARIES FOR			Totals.	DIVISIONS.	EXPENDITURES AUTHORIZED BY THE DEPARTMENT.						Totals.	
	Superannuation.	Insurance.	Guarantee.			Salaries.	Special Assistance.	Seizures.	Rent.	Travelling Expenses.	Sundries.		
£	cts.	£	cts.	£	cts.	£	cts.	£	cts.	£	cts.	£	cts.
5,888 05	4 04	13 65	5,905 74	Winnipeg	3,708 07	131 19	2,063 48	131 19	5,905 74				
1,439 63	16 04	5 40	1,461 07	Calgary	999 92		161 15		1,461 07				
7,327 68	20 08	19 05	7,366 81	Manitoba and N. W. Territories	4,707 99	134 19	2,524 63	134 19	7,366 81				
1,880 91	3 60	3 60	1,884 51	Nelson	900 00		165 00		1,884 51				
2,870 81	6 96	6 96	2,877 77	Vancouver	2,091 85		330 00		2,817 77				
148 61			148 61	Victoria			15 00		148 61				
4,840 33	10 56	10 56	4,850 89	British Columbia	2,291 85		510 00		4,850 89				
1,211 31		3 60	1,214 91	Dawson	999 96				1,214 91				
3,048 02			3,048 02	Chief Inspector	2,600 00				3,048 02				
1,394 54			1,394 54	General contingencies			199 07		1,394 54				
3,138 86			3,138 86	Metric system					3,138 86				
760 67			760 67	Printing					760 67				
431 81			431 81	Stationery					431 81				
399 94			399 94	Provisional allowance					399 94				
91,024 30	308 86	22 33	91,518 87	Grand Totals	59,232 58	6 20	2,079 50	17,280 10	10,264 47	2,656 02		91,518 87	

INLAND REVENUE DEPARTMENT,
OTTAWA, August 29, 1906.W. J. GERALD,
Deputy Minister.

SESSIONAL PAPER No. 12

WEIGHTS AND MEASURES—1905-06.

DR. No. 20 (B).—OLD INSPECTION DIVISIONS in Account with Expenditures. Cr.

Balances due by sundry persons, July 1, 1905.	Totals.	Divisions.	Balances due by sundry persons, June 30, 1906.	Totals.
\$ cts.	\$ cts.		\$ cts.	\$ cts.
39 56	39 56 Essex	39 56	39 56
33 53	33 53 Waterloo.....	33 53	33 53
73 09	73 09 Ontario	73 09	73 09
0 33	0 33 Drummond	0 33	0 33
41 25	41 25 Laval	41 25	41 25
26 88	26 88 Montmorency	26 88	26 88
27 51	27 51 Richelieu.....	27 51	27 51
96 17	96 17 Quebec.....	96 17	96 17
24 00	24 00 Lunenburg, Nova Scotia.....	24 00	24 00
193 26	193 26 Totals.....	193 26	193 26

W. J. GERALD,
Deputy Minister.

INLAND REVENUE DEPARTMENT,
OTTAWA, August 29, 1906.

No. 21.—GAS INSPECTION, 1905, 1906.

INSPECTOR DISTRICTS IN ACCOUNT WITH REVENUE.

Dr.

Cr.

BALANCES DUE BY INSPECTORS, JULY 1, 1905.			BALANCES DUE BY INSPECTORS, JUNE 30, 1906.			Totals.		
Stamps on hand.	Cash on hand.	%	Stamps on hand.	Cash on hand.	%	Stamps on hand.	Cash on hand.	%
912 00	475 00	320 00	1,210 50	176 50	14 50	1,387 00	1,586 25	1,387 00
1,556 25	1,300 00	879 75	1,271 25	285 00	22 50	1,556 25	2,179 75	1,556 25
879 75	237 50	732 25	1,845 50	334 25	18 10	2,179 75	969 75	969 75
363 00	75 00	320 00	259 00	178 00	68 00	438 00	1 00	438 00
320 00	1,375 00	1,078 75	272 25	47 75	17 50	320 00	2,462 25	320 00
1,078 75	11,320 50	1,621 25	2,462 25	421 50	17 10	2,462 25	9,829 25	2,462 25
1,621 25	300 50	200 50	3,312 50	538 25	16 25	3,312 50	637 25	3,312 50
300 50	165 50	130 50	118 00	47 50	40 00	165 50	1 50	165 50
165 50	3,550 00	1,369 50	1,880 00	3,043 00	162 50	4,925 50	1,880 00	4,925 50
1,369 50	447 25	1,405 25	405 25	42 00	10 50	447 25	8,539 25	447 25
1,405 25	8,125 00	1,405 50	8,539 25	971 25	11 25	8,539 25	332 50	9,539 50
1,405 50	275 00	195 75	470 75	118 25	25 00	470 75	635 75	470 75
195 75	779 25	779 25	635 75	143 50	22 50	779 25	604 25	779 25
779 25	175 00	876 25	604 25	441 00	72 50	1,045 25	1,045 25	1,045 25
876 25	150 00	1,145 25	1,045 25	191 00	18 25	1,236 25	1,045 25	1,236 25
1,145 25	8,750 00	5,727 50	3,878 05	10,539 75	27 50	14,477 80	29,062 05	14,477 80
5,727 50	36,883 00	13,920 80	36,818 80	27,753 25	75 00	36,818 80	11,290 00	36,818 80
13,920 80	8,700 00	2,590 00	8,700 00	8,605 50	75 00	11,290 00	1,488 75	11,290 00
2,590 00	75 00	1,488 75	1,488 75	384 50	50 00	1,488 75	364 50	1,488 75
1,488 75	545 50	545 50	545 50	181 00	75 00	545 50	949 75	545 50
545 50	8,775 00	1,002 75	8,775 00	128 00	75 00	1,077 75	949 75	1,077 75
1,002 75	14,402 00	5,627 00	14,402 00	9,299 00	75 00	14,402 00	5,103 00	14,402 00
5,627 00								

Ontario

Quebec

DR.

No. 22.—INSPECTION DISTRICTS in

Balances due by Inspectors, July 1, 1905.	Amounts received from Department to meet Expenditures.	DEDUCTIONS FROM SALARIES FOR			Totals.	DISTRICTS.
		Superannuation.	Retirement.	Guarantee.		
₹ cts.	₹ cts.	₹ cts.	₹ cts.	₹ cts.	₹ cts.	
	94 40	12 00		3 60	100 00	Barrie
	536 44	7 04		6 48	549 96	Belleville
	148 29			3 60	151 89	Berlin
	75 86				75 86	Brockville
	155 55	2 00		3 60	161 15	Cobourg
	131 85	2 90		3 60	137 45	Cornwall
	205 55	4 00		3 60	213 15	Guelph
	3,500 80	36 00		8 16	3,544 96	Hamilton
	491 75			3 60	495 35	Kingston
	189 39			3 60	192 99	Listowel
	1,899 49			4 77	1,904 26	London
	30 35				30 35	Napanee
	2,076 72			3 69	2,080 41	Ottawa
	318 68	2 64		3 60	324 92	Owen Sound
	157 50			3 60	161 10	Peterborough
	12 90				12 90	Sarnia
	207 40	4 00		3 60	215 00	Stratford
	4,231 24	34 04		9 00	4,274 28	Toronto
	14,464 16	93 72		68 10	14,625 98	Ontario
	3,754 05			8 28	3,762 33	Montreal
	1,636 84	29 96		3 60	1,670 40	Quebec
	143 40	3 00		3 60	150 00	Sherbrooke
	98 20			1 80	100 00	St. Hyacinthe
	5,632 49	32 96		17 28	5,682 73	Quebec
	179 96			3 30	183 26	Fredericton
	1,197 32			3 60	1,200 92	St. John
	1,377 28			6 90	1,384 18	New Brunswick
12 88	2,608 53	22 76		7 11	2,638 40	Halifax
					12 88	Pictou
12 88	2,608 53	22 76		7 11	2,651 28	Nova Scotia
	446 40			3 60	450 00	Charlottetown, P. E. I.
	1,263 36			6 48	1,269 84	Winnipeg, Man.
	96 40			3 60	100 00	Nanaimo
	91 40		5 00	3 60	100 00	New Westminster
	671 10	6 00		3 60	680 70	Vancouver
	192 40	4 00		3 60	200 00	Victoria
	1,051 30	10 00	5 00	14 40	1,080 70	British Columbia
	100 00				100 00	Chief Inspector
200 00					200 00	General
	731 79				731 79	General expenses
	794 35				794 35	Printing
	274 89				274 89	Stationery
	30 40				30 40	Technical translation
212 88	28,774 95	159 44	5 00	123 87	29,276 14	Grand Totals

SESSIONAL PAPER No. 12

INSPECTION—1905-1906.

Account with Expenditures.

CR.

EXPENDITURES AUTHORIZED BY THE DEPARTMENT.						Balances due by Inspectors, June 30, 1906.	Totals.
Salaries.	Special Assistance.	Rent.	Travelling Expenses.	Sundries.			
\$ cts.	\$ cts.	\$ cts.	\$ cts.	\$ cts.	\$ cts.	\$ cts.	\$ cts.
100 00							100 00
449 96		100 00					549 96
100 00			31 80	20 09			151 89
	58 31			17 55			75 86
100 00			32 15	29 00			161 15
100 00				37 45			137 45
200 00				13 15			213 15
2,920 88		120 00	376 95	127 13			3,544 96
400 00		45 00		50 35			495 35
100 00		78 00		14 99			192 99
1,591 66	24 00		213 45	75 15			1,904 26
			28 85	1 50			30 35
1,169 96	540 00	301 00		70 45			2,080 41
199 92		125 00					324 92
150 00			9 10	2 00			161 10
			6 90	6 00			12 90
200 00				15 00			215 00
4,199 84			12 60	61 84			4,274 28
11,982 22	622 31	768 00	711 80	541 65			14,625 98
3,299 88		240 00	53 25	169 20			3,762 33
1,500 00		150 00		20 40			1,670 40
150 00							150 00
100 00							100 00
5,049 88		390 00	53 25	189 60			5,682 73
183 26							183 26
1,100 00			91 06	9 86			1,200 92
1,283 26			91 06	9 86			1,384 18
1,992 39		300 00	253 41	92 60			2,638 40
					12 88		12 88
1,992 39		300 00	253 41	92 60	12 88		2,651 28
450 00							450 00
999 96			200 55	69 33			1,269 84
100 00							100 00
100 00							100 00
300 00			146 20	234 50			680 70
200 00							200 00
700 00			146 20	234 50			1,080 70
100 00							100 00
					200 00		200 00
				731 79			731 79
				794 35			794 35
				274 89			274 89
				30 40			30 40
22,557 71	622 31	1,458 00	1,456 27	2,968 97	212 88		29,276 14

W. J. GERALD,
Deputy Minister.

ELECTRIC LIGHT INSPECTION, 1905-1906.

J.R.

No. 23.—INSPECTION DISTRICTS IN ACCOUNT WITH REVENUE.

C.R.

BALANCES, JULY 1, 1905.		Stamps issued to Inspectors		Stamps Registration Fees acrued.		Totals.		Disburs.		DEPOSITED TO THE CREDIT OF THE RECEIVER GENERAL.		BALANCES, JUNE 30, 1906.		Totals.	
Stamps on hand.	Cash on hand.	Stamps issued to Inspectors	Registration Fees acrued.	Stamps Registration Fees acrued.	Totals.	Disburs.	Totals.	Registration Fees.	Inspection Fees.	Stamps on hand.	Cash on hand.	Stamps on hand.	Cash on hand.	Totals.	
§ cts.	§ cts.	§ cts.	§ cts.	§ cts.	§ cts.		§ cts.	§ cts.	§ cts.	§ cts.	§ cts.	§ cts.	§ cts.	§ cts.	
3,067 00	1,550 00	590 00	590 00	3,247 00	Belleville.....	1,222 00	3,335 00	3,335 00	3,335 00	5,297 00	
1,455 75	2,100 00	295 00	295 00	4,150 75	Hamilton.....	1,059 50	2,196 25	2,196 25	2,196 25	4,150 75	
1,725 00	2,050 00	500 00	500 00	4,363 00	London.....	1,922 50	1,850 50	1,850 50	1,850 50	4,363 00	
7,475 50	1,875 00	390 00	390 00	9,740 50	Ottawa.....	1,930 25	7,430 25	7,430 25	7,430 25	9,740 50	
7,195 00	3,750 00	1,065 00	1,065 00	11,010 00	Toronto.....	5,909 25	7,035 75	7,035 75	7,035 75	11,010 00	
20,916 25	13,625 00	2,350 00	2,350 00	37,471 25	Ontario.....	12,613 50	21,897 75	21,897 75	21,897 75	37,471 25	
3,718 75	5,300 00	165 00	165 00	9,183 75	Montreal.....	6,292 00	2,756 75	2,756 75	2,756 75	9,183 75	
2,169 00	750 00	165 00	165 00	3,084 00	Quebec.....	593 00	2,326 00	2,326 00	2,326 00	3,084 00	
329 25	250 00	185 00	185 00	755 25	Sherbrooke.....	153 75	116 50	116 50	116 50	755 25	
397 75	650 00	295 00	295 00	1,832 75	St. Hyacinthe.....	478 00	1,169 75	1,169 75	1,169 75	1,832 75	
167 50	375 00	65 00	65 00	607 50	Three Rivers.....	191 75	330 75	330 75	330 75	607 50	
7,373 25	7,325 00	785 00	785 00	15,483 25	Quebec.....	7,678 50	7,019 75	7,019 75	7,019 75	15,483 25	
1,825 50	1,975 00	235 00	235 00	3,135 50	St. John N. B.....	1,161 50	1,739 00	1,739 00	1,739 00	3,135 50	
2,227 25	1,525 00	335 00	335 00	4,147 25	Halifax, N. S.....	1,044 00	2,708 25	2,708 25	2,708 25	4,147 25	
309 25	325 00	40 00	40 00	674 25	Charlottetown, P. E. I.....	334 75	299 50	299 50	299 50	674 25	
2,291 75	1,050 00	1,050 00	Edmonton.....	216 75	833 25	833 25	833 25	1,050 00	
3,099 50	2,875 00	265 00	265 00	6,239 50	Vancouver.....	2,797 25	3,177 25	3,177 25	3,177 25	6,239 50	
1,265 50	175 00	65 00	65 00	1,805 50	Victoria.....	642 50	1,098 00	1,098 00	1,098 00	1,805 50	
4,365 00	3,350 00	330 00	330 00	8,045 00	British Columbia.....	3,439 75	4,275 25	4,275 25	4,275 25	8,045 00	
1,350 00	25 00	25 00	1,375 00	Dawson.....	1,350 00	1,350 00	1,350 00	1,375 00	
40,658 25	31,325 00	5,125 00	5,125 00	77,308 25	Grand totals.....	29,974 75	12,208 50	12,208 50	12,208 50	77,308 25	

INLAND REVENUE DEPARTMENT,
OTTAWA, August 29, 1906.W. J. GERALD,
Deputy Minister.

SESSIONAL PAPER No. 12

ELECTRIC LIGHT INSPECTION, 1905-1906.

Dr. No. 24.—INSPECTION Districts in Account with Expenditures. Cr.

Amounts received from Department to meet expendi- tures.	Guarantee.	Totals.	DISTRICTS.	EXPENDITURES AUTHORIZED BY THE DEPARTMENT.				Totals.
				Salaries.	Special Assistance.	Travelling Expenses.	Sundries.	
¢ cts.	¢ cts.	¢ cts.		¢ cts.	¢ cts.	¢ cts.	¢ cts.	¢ cts.
550 34	0 75	551 09	Belleville	40 16	1 49	385 20	124 24	551 09
83 08		83 08	Hamilton			82 75	0 33	83 08
251 45		251 45	London			249 85	1 60	251 45
129 00		129 00	Ottawa			129 00		129 00
2 50		2 50	Owen Sound				2 50	2 50
487 87		487 87	Toronto			479 30	8 57	487 87
55 85		55 85	Montreal			26 05	29 80	55 85
148 15		148 15	Quebec			35 85	112 30	148 15
70 70		70 70	Sherbrooke			64 30	6 40	70 70
445 59	1 80	447 30	St. Hyacinthe	300 00		143 60	3 70	447 30
631 50		631 50	Three Rivers	500 00		130 40	1 10	631 50
220 15		220 15	St. John			213 44	6 71	220 15
184 31		184 31	Halifax			180 74	3 57	184 31
81 19		81 19	Charlottetown			40 00	41 19	81 19
43 25		43 25	Victoria			35 50	7 75	43 25
55 40		55 40	Winnipeg			42 30	13 10	55 40
176 89	1 50	178 39	Edmonton	85 44			92 95	178 39
496 32	3 60	499 92	Yukon	499 92				499 92
3,996 66		3,996 66	Chief Electr. Engineer.	3,166 60	24 44	455 00	350 62	3,996 66
1,653 75		1,653 75	General				1,653 75	1,653 75
35 75		35 75	Printing				35 75	35 75
46 96		46 96	Stationery				46 96	46 96
9,846 57	7 65	9,854 22	Totals	4,592 12	25 93	2,693 28	2,542 89	9,854 22

INLAND REVENUE DEPARTMENT,
OTTAWA, August 29, 1906.W. J. GERALD,
Deputy Minister.

SESSIONAL PAPER No. 12

To other expenses as follows:			
Rent.....	733 33		740 23
Salaries.....	4,449 73		896 00
Retirement.....	100 04		444 00
Freight.....	632 60		
Stationery.....	19 76		
Parliamentary publications.....	0 20		
Advertising.....	9 90		
Sundries, including rent of motor power, heating, fuel, &c.....	932 89		
Manufactured during the year:—Methylated Spirits, 84,856.59 Proof Galls. = 51,241.10 Std. Galls.			
Net profit.....		14,721 27	
Total.....		74,395 80	74,395 80

W. J. GERALD,
Deputy Minister.

INLAND REVENUE DEPARTMENT,
OTTAWA, August 29, 1906.

No. 26—STATEMENT showing the Amounts voted, and the Expenditures authorized for each service for the Year ended June 30, 1906.

Services.	Grants.	Expenditures.	Over		Under	
			Expenditures.	Expenditures.	Expenditures.	Expenditures.
	§ cts.	§ cts.	§ cts.	§ cts.	§ cts.	§ cts.
Minister's salary.....	7,000 00	7,000 00				
Departmental salaries.....	50,636 32	46,907 12			3,669 20	
" contingencies.....	7,900 00	7,904 67	4 67			
Excise salaries.....	390,718 75	376,035 42			14,683 33	
" contingencies.....	62,000 00	61,939 82			60 18	
Duty pay.....	7,600 00	7,549 51			50 49	
" other than special survey.....	1,000 00	710 16			289 84	
Preventive service.....	13,000 00	16,568 89			2,431 11	
Tobacco stamps.....	39,000 00	39,000 00				
Commission to Customs officers.....	10,500 00	10,493 95			6 05	
Tobacco stamps commission.....	100 00	34 77			65 23	
L. A. Fréchette, translation.....	100 00	61 71			38 29	
Provisional allowance.....	2,100 00	1,497 93			602 07	
Methylated spirits.....	60,000 00	48,467 07			11,532 93	
Weights and measures, salaries.....	63,750 00	59,232 58			4,517 42	
" " " water meters.....	1,000 00				1,000 00	
" " " contingencies.....	35,000 00	28,880 15			6,119 85	
Gas and electric light, salaries.....	27,500 00	27,149 83			350 17	
" " " contingencies.....	12,000 00	11,737 25			262 75	
Adulteration of food.....	30,000 00	27,350 78			2,649 22	
Minor expenditure.....	1,000 00	9 29			990 71	
Metric system.....	3,000 00	3,000 00				
	824,905 07	775,590 90	4 67		49,318 84	

W. J. GERALD,
Deputy Minister.

INLAND REVENUE DEPARTMENT,
OTTAWA, August 29, 1906.

APPENDIX A

STATISTICS

APPENDIX A.—SPIRITS.

No. 1.—Return of Manufactures for the Year ended June 30, 1906.

DIVISIONS.	LICENSESES.		GRAIN, &c., USED FOR DISTILLATION.							Total Grain used for Distillation.	Proof Spirits Manufactured.	Duty Collected ex-Manufactories and Assessments.		Total Duty Collected ex-Manufactories, including License Fees.	
	No.	Fees.	Malt.	Indian Corn.	Rye.	Oats.	Wheat.	Molasses.	Lbs.			Galls.	Galls.		%
Belleville, Ont.	2	375 00	257,556	4,444,086	1,345,118	28,300	6,035,070	345,700 46	23 06	43 81	418 81		
Quebec "	1	250 00	544,475	7,125,700	1,330,645	73,610	14,070	9,088,800	500,869 48	32 06	60 91	310 91		
Hamilton "	1	250 00	244,949	1,055,500	701,320	34,370	572,061	5,628,000	341,508 29	250 00		
Perth "	2	500 00	415,672	415,672	22,394 39	500 00		
Prescott "	1	250 00	289,071	5,808,572	1,040,763	32,270	39,637	7,210,915	445,736 10	250 00		
Toronto "	1	250 00	1,877,830	26,128,775	5,060,800	198,240	33,265,645	1,994,046 98	3,362 25	6,388 28	6,638 28		
Windsor "	1	250 00	3,071,297	26,565,900	7,251,598	139,080	37,027,875	2,167,833 98	347 44	660 55	910 55		
Totals.....	9	2,125 00	6,701,150	74,148,343	16,690,244	505,870	626,398	98,671,975	5,818,289 08	3,764 81	7,153 55	9,278 55		
Joliette, Que.	1	187 50	1,314,125	1,573,400	1,586,025	31,120	4,504,070	225,511 02	187 50		
Montreal "	1	250 00	28,301	7,732,144	28,301	454,670 69	250 00		
St. Hyacinthe, Q.	1	250 00	127,445	1,595,160	251,297	98	1,976,960	123,592 70	250 00		
Totals.....	3	687 50	1,469,921	3,168,560	1,840,232	31,218	7,732,144	6,509,931	803,775 01	687 50		
Vancouver, B.C.	1	250 00	80,663	221,915	38,498	12,215	1,548,404	1,901,695	121,179 15	250 00		
Grand Totals	13	3,062 50	8,251,734	77,538,818	18,568,974	548,085	2,205,990	7,732,144	107,083,601	6,743,243 81	3,764 81	7,153 55	10,216 05		

*For 1905-7.

INLAND REVENUE DEPARTMENT,
OTTAWA, August 29, 1906.W. J. GERALD,
Deputy Minister.

APPENDIX A.—Continued—SPIRITS.

SESSIONAL PAPER No. 12

No. 2.—COMPARATIVE STATEMENT of Manufactures for the years ended June 30, 1905 and 1906.

PROVINCES.	LICENSES.		GRAIN, &c., USED FOR DISTILLATION.						Total Grain used for Distillation.	Proof Spirits Manufactured.	Duty Collected on ex-Manufactories and Assessments.		Total Duty Collected on ex-Manufactories, including License Fees.	
	No.	Fees.	Male.	Indian Corn.	Rye.	Oats.	Wheat.	Molasses.			Galls.	Galls.		\$ cts.
1905.														
Ontario.....	8	2,000 00	5,861,196	67,339,345	16,359,669	660,502	3,550	90,244,262	5,191,856 96	200 15	380 38	2,380 38		
Quebec.....	4	1,000 00	1,493,055	3,015,005	1,716,529	26,500	6,251,090	741,286 77	1,000 00		
British Columbia	1	125 00	46,840	865,820	37,007	6,685	222,803	1,179,155	75,880 11	125 00		
Totals.....	13	3,125 00	7,401,091	71,240,171	18,113,205	667,187	252,853	97,674,507	6,009,023 84	200 15	380 38	3,505 38		
1906.														
Ontario.....	9	2,125 00	6,701,150	74,148,343	16,690,244	565,870	626,368	98,671,975	5,818,289 68	3,764 81	7,153 55	9,278 55		
Quebec.....	3	687 50	1,469,921	3,168,560	1,840,232	31,218	6,509,031	803,775 01	687 50		
British Columbia	1	250 00	80,663	221,915	38,498	12,215	1,548,404	1,901,695	121,179 15	250 00		
Totals.....	13	3,062 50	8,251,734	77,538,818	18,568,974	518,085	2,205,990	107,083,601	6,743,243 84	3,764 81	7,153 55	10,216 05		

INLAND REVENUE DEPARTMENT,
 OTTAWA, August 29, 1906.
 W. J. GERALD,
 Deputy Minister.

6-7 EDWARD VII., A. 1907

APPENDIX A—*Continued*—SPIRITS.

No. 3.—STATEMENT showing the transactions in the Distilleries, in

DIVISIONS.	In process, including deficiencies brought forward.	Manufactured, including surpluses.	RETURNED TO DISTILLERY FOR REDISTILLATION.	
			In bond.	Duty paid.
	Gallons.	Gallons.	Gallons.	Gallons.
Belleville, Ont.	2,163 94	345,700 46	5,322 97
Guelph ".....	21,829 79	500,869 48	27,976 44
Hamilton ".....	936 22	341,508 29	42,589 46
Perth ".....	120 41	22,594 39
Prescott ".....	15,438 33	445,736 10
Toronto ".....	15,571 73	1,994,046 98	947,655 57	1,004 90
Windsor ".....	132,024 46	2,167,833 98	94,982 24
Totals	188,084 88	5,818,289 68	1,118,526 68	1,004 90
Joliette, Que.	10,611 17	225,511 62
Montreal, Que.	39,404 15	454,670 69
St. Hyacinthe, Que.	13,899 29	123,592 70	41 27
Totals	63,914 61	803,775 01	41 27
Vancouver, B.C.	4,718 38	121,179 15
Grand Totals	256,717 87	6,743,243 84	1,118,567 95	1,004 90

INLAND REVENUE DEPARTMENT,
OTTAWA, August 29, 1906.

SESSIONAL PAPER No. 12

the Dominion of Canada, during the year ended June 30, 1906.

Received from other sources, duty paid.	Totals.	Warehoused.	Fusel oil written off.	Deficiencies on which duty was collected.	In process, including deficiencies carried forward.	Totals.
Gallons.	Gallons.	Gallons.	Gallons.	Gallons.	Gallons.	Gallons.
1,772 59	354,959 96	349,310 96	3,214 34	23 06	2,411 60	354,959 96
1,872 73	552,548 44	520,623 28	1,891 29	32 06	30,001 81	552,548 44
190 47	385,224 44	383,918 72	308 37	997 35	385,224 44
.....	22,714 80	22,585 19	129 61	22,714 80
1,583 52	462,757 95	422,414 53	796 17	39,547 25	462,757 95
5,129 51	2,963,408 69	2,935,319 12	7,253 12	3,362 25	17,474 20	2,963,408 69
1,814 75	2,396,655 43	2,327,371 29	1,414 67	347 44	67,522 03	2,396,655 43
12,363 57	7,138,269 71	6,961,543 09	14,877 96	3,764 81	158,083 85	7,138,269 71
.....	236,122 79	232,627 52	3,495 27	236,122 79
.....	494,074 84	445,470 41	14,456 21	34,148 22	494,074 84
41 05	137,574 31	123,869 42	13,704 89	137,574 31
41 05	867,771 94	801,967 35	14,456 21	51,348 38	867,771 94
.....	125,897 53	115,455 80	96 87	10,344 86	125,897 53
12,404 62	8,131,939 18	7,878,966 24	29,431 04	3,764 81	219,777 09	8,131,939 18

W. J. GERALD,
Deputy Minister.

APPENDIX A—Continued—SPIRITS.

DR.		No. 4.—WAREHOUSE RETURN					
Remaining in Warehouse from last year.	Warehoused	Imported.	Received from other Divisions.	Totals.	DIVISIONS.	Entered for Consumption.	
Galls.	Galls.	Galls	Galls.	Galls.		Galls.	\$ cts.
676,716·23	349,310·96		12,795·43	1,088,822·62	Belleville, Ont.	63,295·55	120,261 41
3,229·79			27,340·23	30,570·02	Brantford "	18,849·74	35,814 52
704·58			3,021·25	3,725·83	Cornwall "	3,402·70	6,465 58
1,054,380·07	520,623·28		46,390·72	1,621,394·07	Guelph "	244,135·77	462,052 83
686,410·48	383,918·72	32·33	104,457·10	1,174,818·63	Hamilton "	141,658·43	268,579 30
7,367·02			42,165·38	49,532·40	Kingston "	34,443·32	65,445 48
4,701·57			36,095·95	40,797·52	London "	36,106·83	68,604 29
28,941·46			165,606·22	194,547·68	Ottawa "	160,312·42	304,761 75
5,758·50			61,723·14	67,481·64	" Govt. Wse.		
			75·94	75·94	" Dept. Lab.		
900·31			5,470·61	6,370·92	Owen Sound "	6,208·08	11,798 30
83,272·52	22,585·19		52,297·15	158,154·86	Perth "	56,455·12	106,490 41
6,153·38			24,289·51	30,442·89	Peterboro' "	23,252·67	44,182 20
4,135·48			19,581·61	23,717·09	Port Arthur "	18,402·50	34,986 44
1,060,824·55	422,414·53	192,338·21	2,369·06	1,677,946·35	Prescott "	26,197·15	107,475 50
694·89			6,250·20	6,945·09	St. Catharines "	6,218·97	11,816 16
2,362·27			19,334·90	21,697·17	Stratford "	19,648·44	37,337 66
3,795,721·40	2,935,319·12		299,830·38	7,030,870·90	Toronto "	404,065·90	758,943 95
5,274,795·97	2,327,371·29	8,417·99	44,406·50	7,654,991·55	Windsor "	222,372·30	421,926 14
12,697,070·47	6,961,543·09	200,788·53	973,501·08	20,832,903·17	Totals.	1,485,025·89	2,866,941 92
452,702·20	232,627·52		20,853·45	706,183·17	Joliette, Que.	24,599·40	46,812 74
929,677·78	445,470·41	*16·20	897,007·69	2,272,172·08	Montreal "	897,819·67	1,697,501 66
32,163·33			282,855·25	314,958·58	Quebec "	270,631·46	514,379 35
161,132·50	123,869·42		78,585·83	363,587·75	St. Hyacinthe "	66,222·22	125,908 61
7,250·42		38,675·46	82,767·34	128,693·22	Sherbrooke "	83,340·02	169,980 21
5,166·85			40,572·13	45,738·98	Three Rivers "	36,061·58	68,551 95
1,588,033·08	801,967·35	*16·20 38,675·46	1,402,641·69	3,831,333·78	Totals.	1,378,674 35	2,623,134 52
15,127·55			93,587·71	108,715 26	St. John, N. B.	31,339 17	154,562 54
7,791·91			32,906·99	40,698·90	Halifax, N.S.	29,587·01	56,230 67
500·67			5,135·77	5,636 44	Pictou "	4,833·62	9,190 69
8,292·58			38,042·76	46,335 34	Totals.	34,420 63	65,421 36
51,682·56			374,565·36	426,247·92	Winnipeg, Man	346,584 39	658,080 11
11,112 45			60,890·54	72,002 99	Calgary, Alta.	57,717·04	109,673 91
112,304·61	115,455·80		106,524·59	334,285 00	Vancouver, B.C	99,779·24	189,595 08
19,723·21			62,731·01	82,454 22	Victoria, "	55,947·12	106,309 35
132,027·82	115,455·80		169,255·60	416,739 22	Totals.	155,726 36	295,904 43
2,205·10			7,760·57	9,965 67	Dawson, Y.T.	6,297 52	11,965 24
8,612 54				8,612 54	Sundries.		
14,514,164 15	7,878,966 24	*16·20 239,463 99	3,120,245 31	25,752,855 89	Grand Totals.	3,545,785 35	6,785,684 03

* Seizure.

SESSIONAL PAPER No. 12

for the year ended June 30, 1906.

CR.

REMOVED.		FREE.		Exported.	Used in Bonded Factories.	Remaining in Warehouse.	Totals.
To other Divisions.	To Distillery for Re-distillation.	Legal Allowance.	Other.				
Galls.	Galls.	Galls.	Galls.	Galls.	Galls.	Galls.	Galls.
202,043·11	5,322·97	7,199·10	1,294·53	143·29	5,196·45	759,524·07	1,038,822·62
						6,523·83	30,570·02
						323·13	3,725·83
79,782·78	27,976·44	27,621·88	1,875·58	25,313·57		1,223,688·05	1,621,394·07
190,347·71	42,589·46	10,099·38	520·89	405·30	23,399·65	765,797·81	1,174,818·63
				79·29	9,798·03	5,211·76	49,532·40
				31·59		4,659·10	40,797·52
			136·36		358·92	33,745·98	194,547·68
			16·50		163,684·95	3,780·19	67,481·64
			75·94				75·94
			68·32			94·52	6,370·92
3,335·60		583·50		21·65		97,758·99	158,154·86
						7,190·22	30,442·89
						5,314·59	23,717·09
334,986·06		5,453·23	1,692·46	1,394·54	192,338·21	1,115,884·70	1,677,946·35
31·90						694·22	6,945·09
1,041,772·72	947,655·57	16,905·82	5,875·85	2,747·52	92,836·33	4,519,011·19	7,030,870·90
876,061·31	94,982·24	56,141·46	1,076·45	245,037·09	8,417·99	6,150,902·71	7,654,991·55
2,719,361·19	1,118,526·68	124,004·37	12,626·88	275,173·84	163,684·95	14,702,153·79	20,832,903·17
					332,345·58		
184,926·49		836·45				495,820·83	796,183·17
158,764·35		3,420·23		122·49	33,495·72	1,178,549·62	2,272,172·08
1,268·52			619·21		4,928·60	37,510·79	314,958·58
28,706·56	41·27	171·74			20,720·99	247,724·97	363,587·75
					38,675·46	6,677·74	128,693·22
1,150·95						8,526·45	45,738·98
374,816·87	41·27	4,428·42	619·21	122·49	97,820·77	1,974,810·40	3,831,333·78
795·72				14·98	9,243·46	17,321·93	108,715·26
4,519·00				294·58		6,388·31	40,698·90
						802·82	5,636·44
4,519·00				294·58		7,191·13	46,335·34
8,418·77				18·05	2,858·46	68,368·25	426,247·92
39·60						14,246·35	72,002·99
5,853·47				132·39	8,231·18	220,288·72	334,285·00
6,440·69			68·91	2,239·09		17,758·41	82,454·22
12,294·16			68·91	2,371·48	8,231·18	238,047·13	416,739·22
						3,668·15	9,965·67
						8,612·54	8,612·54
3,120,245·31	1,118,567·95	128,432·79	13,315·00	277,905·42	163,684·95	17,034,419·67	25,752,855·89
					450,499·45		

† This amount includes \$71,829·50 collected on Imported Spirits used in bonded factories, at 30c. per gallon.

‡ Used in the manufacture of Methylated Spirits at the Government Warehouse, Ottawa.

W. J. GERALD,
Deputy Minister.

APPENDIX A—Continued—SPIRITS.

No. 5.—COMPARATIVE STATEMENT of Warehouse

Remaining in Warehouse from last year.	Ware- housed.	Imported.	Received from other Divisions.	Totals.	Provinces.	Entered for Consumption.	
Galls.	Galls.	Galls.	Galls.	Galls.	1905.	Galls.	S. cts.
11,083,330·41	^{*3·36} 5,991,074·59	107,467·87	804,786·52	17,986,662·75	Ontario.....	1,229,229·44	2,355,598·22
1,069,238·11	712,155·77	^{†79·52} 52,740·07	1,404,814·41	3,239,027·88	Quebec.....	1,280,018·92	2,444,937·36
18,937·23		634·47	78,474·09	98,045·79	New Brunswick.....	75,213·33	143,123·33
8,861·38			42,036·76	50,898·14	Nova Scotia.....	37,212·87	70,731·44
47,213·44			304,213·50	351,426·94	Manitoba.....	296,582·05	562,979·62
13,491·32			37,146·53	50,556·85	N. W. Territory.....	39,283·51	74,651·19
68,824·57	71,161·73		159,053·49	295,039·79	B. Columbia.....	148,275·37	281,750·16
5,518·83			3,747·80	9,266·63	Yukon Territory.....	7,027·85	13,355·14
8,612·54				8,612·54	Sundries.....		
12,323,940·83	^{*3·36} 6,774,392·09	^{†79·52} 160,842·41	2,834,273·10	22,093,531·31	Totals.....	3,112,843·34	5,947,126·46
1906.							
12,697,070·47	6,961,543·09	200,788·53	973,501·08	20,832,903·17	Ontario.....	1,485,025·89	2,866,941·92
1,588,033·08	801,967·35	^{†16·20} 38,675·46	1,402,641·69	3,831,333·78	Quebec.....	1,378,674·35	2,623,134·52
15,127·55			93,587·71	108,715·26	New Brunswick.....	81,339·17	154,562·54
8,292·58			38,042·76	46,335·34	Nova Scotia.....	34,420·63	65,421·36
51,682·56			374,565·36	426,247·92	Manitoba.....	346,584·39	658,080·11
11,112·45			60,890·54	72,062·99	Alberta.....	57,717·04	109,673·91
132,027·82	115,455·80		169,255·60	416,739·22	B. Columbia.....	155,726·36	295,904·43
2,295·10			7,760·57	9,965·67	Yukon Territory.....	6,297·52	11,965·24
8,612·54				8,612·54	Sundries.....		
14,514,164·15	7,878,966·24	^{†16·20} 239,463·99	3,120,245·31	25,752,855·89	Totals.....	3,545,785·35	6,785,684·03

* Surplus.

† Seizure

SESSIONAL PAPER No. 12

Returns for the Years ended June 30, 1905 and 1906.

REMOVED.		FREE.		Exported.	Used in Bonded Factories.	Remaining in Warehouse.	Totals.
To other Divisions.	To Distillery for Re-distillation.	Legal Allowance.	Other.				
Galls.	Galls.	Galls.	Galls.	Galls.	Galls.	Galls.	Galls.
2,592,564·23	833,058·08	128,482·88	11,953·28	209,116·38	{ + 64,092·05 - 221,095·94 }	12,697,070·47	17,986,662·75
219,502·62	15,151·68	2,871·68	325·95	79·68	133,044·87	1,588,033·08	3,239,027·88
915·55					6,789·36	15,127·55	98,045·79
5,175·08				217·61		8,292·58	50,898·14
3,135·54				26·79		51,682·56	351,426·94
154·89						11,112·45	50,550·85
12,825·19			1,319·53	2,650·62	2,541·26	132,027·82	299,039·79
				33·68		2,205·10	9,266·63
						8,612·54	8,612·54
2,834,273·10	848,209·16	131,354·56	13,598·76	211,524·76	{ + 64,092·05 - 363,471·43 }	14,514,164·15	22,093,531·31
2,719,361·19	1,118,526·68	124,004·37	12,626·88	275,173·84	{ + 63,684·95 - 332,345·58 }	14,702,153·79	20,832,903·17
374,816·87	41·27	4,428·42	619·21	122·49	97,820·77	1,974,810·40	3,831,333·78
795·72				14·98	9,243·46	17,321·93	108,715·26
4,519·00				204·58		7,191·13	46,335·34
8,418·77				18·05	2,858·46	68,368·25	426,247·92
39·60						14,246·35	72,002·99
12,294·16			68·91	2,371·48	8,231·18	238,047·13	416,739·22
						3,668·15	9,965·67
						8,612·54	8,612·54
3,120,245·31	1,118,567·95	128,432·79	13,315·00	277,905·42	{ + 63,684·95 - 450,499·45 }	17,034,419·67	25,752,855·89

†Used in the manufacture of Methylated Spirits at the Government Warehouse, Ottawa.

	1905.	1906.
Total duty collected ex-manufacture and ex-warehouse.....	\$ 5,947,506 84	\$ 6,792,837 58
License Fees.....	3,125 00	3,062 50
	\$ 5,950,631 84	\$ 6,795,900 08

W. J. GERALD,
Deputy Minister.

APPENDIX A.—Continued—MALT.

No. 6.—RETURN of Manufactures for the Year ended June 30, 1906.

DIVISIONS.	LICENSES.		MALT.			Total Duty Collected ex-manufactory, including License Fees.
	No.	Fees.	Grain used.	Manufactured.		
			Warehoused.	Manufactured.	Warehoused.	
		\$	Lbs.	Lbs.	Lbs.	\$ cts.
Belleveille, Ont.	1	50	361,950	277,368	277,368	50 00
Brantford "	1	50	528,263	425,862	425,862	50 00
Guelph "	5	600	5,812,428	4,638,018	4,638,018	600 00
Hamilton "	2	350	5,879,290	4,709,815	4,709,815	350 00
Kingston "	2	100	396,143	309,400	309,400	100 00
London "	3	450	6,016,406	4,718,281	4,718,281	450 00
Ottawa "	1	100	741,287	589,320	589,320	100 00
Owen Sound, Ont.	1	200	2,906,360	2,226,962	2,226,962	200 00
Perth "	2	100	377,539	308,775	308,775	100 00
Peterborough "	2	250	2,048,877	1,600,902	1,600,902	250 00
Prescott "	3	200	1,526,520	1,175,212	1,175,212	200 00
St. Catharines "	2	100	925,010	736,484	736,484	100 00
Stratford "	1	200	7,858,800	6,219,860	6,219,860	200 00
Toronto "	10	1,400	21,134,476	16,494,708	16,494,708	1,400 00
Windsor "	1	200	5,961,270	4,901,285	4,901,285	200 00
Totals	37	4,350	62,474,529	49,332,252	49,332,252	4,350 00
Montreal, Que.	4	800	42,108,407	33,813,198	33,813,198	800 00
Quebec, Que.	1	150	1,257,722	989,883	989,883	150 00
Totals	5	950	43,366,129	34,803,081	34,803,081	950 00
Halifax, N.S.	1	150	631,626	503,468	503,468	150 00
Winnipeg, Man.	3	450	2,676,590	2,174,002	2,174,002	450 00
Calgary, Alberta	4	400	3,534,481	2,864,867	2,864,867	400 00
Victoria, B.C.	1	50	519,386	411,903	411,903	50 00
Grand Totals	51	6,350	113,202,741	90,089,573	90,089,573	6,350 00

INLAND REVENUE DEPARTMENT,
OTTAWA, August 29, 1906.

W. J. GERALD,
Deputy Minister.

SESSIONAL PAPER No. 12

APPENDIX A.—Continued—MALT.

No. 7—Comparative Statement of Manufactures for the Years ended June 30, 1905 and 1906.

PROVINCES.	LICENSES.		Grain used	MALT.			Total Duty collected ex-Manufactory, including License Fees.
	No.	Fees.		Manufactured.	Paid Duty	Warehoused.	
1905.		8	Lbs.	Lbs.	Lbs.	Lbs.	8 cts.
Ontario.....	38	4,600	68,549,489	54,617,707		54,617,707	4,600 00
Quebec.....	5	850	20,321,423	16,389,839		16,389,839	850 00
Nova Scotia.....	1	150	712,401	566,754		566,754	150 00
Manitoba.....	2	175	1,769,337	1,398,992		1,398,992	175 00
N.W. Territories....	4	325	2,960,956	2,383,926	7,542	2,376,384	438,14
Totals.....	50	6,100	94,313,606	75,357,218	7,542	75,349,676	6,213 14
1906.							
Ontario.....	37	4,350	62,474,529	49,332,252		49,332,252	4,350 00
Quebec.....	5	950	43,366,129	34,803,081		34,803,081	950 00
Nova Scotia.....	1	150	631,626	503,468		503,468	150 00
Manitoba.....	3	450	2,676,590	2,174,002		2,174,002	450 00
Alberta.....	4	400	3,534,481	2,864,867		2,864,867	400 00
British Columbia....	1	50	519,386	411,903		411,903	50 00
Totals.....	51	6,350	113,202,741	90,089,573		90,089,573	6,350 00

INLAND REVENUE DEPARTMENT,
OTTAWA, August 29, 1906.

W. J. GERALD,
Deputy Minister.

APPENDIX A.—Continued—MALT.

No. 8.—WAREHOUSE RETURN for

DR.

Remaining in Warehouse from last year.	Warehoused	Increases.	Received from other Divisions.	Imported.	Totals.	Divisions.
Lbs.	Lbs.	Lbs.	Lbs.	Lbs.	Lbs.	
100,920	277,368	2,898	122,380		503,566	..Belleville, Ont.....
207,528	425,862	7,663	259,200	7,200	907,453	..Brantford ".....
2,874,924	4,638,018	75,506	1,986,450	35,200	9,610,098	..Guelph ".....
1,480,986	4,709,815	33,862	16,200		6,240,863	..Hamilton ".....
256,632	309,400	5,922	121,000		692,354	..Kingston ".....
2,661,526	4,718,281	58,999	109,600		7,548,496	..London ".....
166,118	589,320	3,062	250,000		1,008,500	..Ottawa ".....
1,295,475	2,226,962	464	968,330		4,491,231	..Owen Sound ".....
57,841	308,775	3,368	585,000	2,163	957,147	..Perth ".....
589,911	1,600,902	38,208	188,000		2,417,021	..Peterborough ".....
32,723			133,530		169,253	..Port Arthur ".....
562,458	1,175,212	26,523	40,000		1,804,193	..Prescott ".....
125,870	736,484	1,124	598,200		1,461,678	..St. Catharines ".....
1,435,700	6,219,860	13,700	325,000		7,994,260	..Stratford ".....
7,636,221	16,494,708	187,601	2,243,000	40,420	26,601,950	..Toronto ".....
1,598,875	4,501,285	9,709	1,194,000	1,800	7,705,669	..Windsor ".....
21,083,108	49,332,252	468,609	9,142,890	86,783	80,113,642Totals.....
22,825		10,636	1,328,050		1,361,511	..Joliette, Que.....
5,174,200	33,813,198	132,936	600,000	11,176	39,731,510	..Montreal ".....
40,000	989,883		3,683,000		4,712,883	..Quebec ".....
			130,147		130,147	..St. Hyacinthe ".....
70,970			1,480,000		1,550,970	..Sherbrooke ".....
5,307,995	34,803,081	143,572	7,221,197	11,176	47,487,021Totals.....
36,000			1,652,000		1,688,000	..St. John, N.B.....
52,714	503,468	4,404	2,229,000	1,120	2,790,706	..Halifax, N.S.....
260,924	2,174,002	18,168	2,470,000	981,800	5,904,894	..Winnipeg, Man.....
706,223	2,864,867	15,066			3,586,156	..Calgary, Alta.....
256,427			1,041,430	1,973,270	3,271,127	..Vancouver, B.C.....
44,830	411,903		648,019	311,093	1,415,845	..Victoria ".....
301,257	411,903		1,689,449	2,284,363	4,686,972Totals.....
137,109				104,955	242,064	..Dawson, Y.T.....
27,883,330	90,089,573	649,819	24,404,536	3,470,197	146,499,455Grand Totals.....

INLAND REVENUE DEPARTMENT,
OTTAWA, August 29, 1906.

SESSIONAL PAPER No. 12

the Year ended 30th June, 1906.

CR.

Entered for Consumption at 1½ cents per lb.		Removed to other Divisions.	Exported.	Written Off.	Free.	Remaining in Warehouse.	Totals
Lbs.	S cts.	Lbs.	Lbs.	Lbs.		Lbs.	Lbs.
464,437	6,966 56					39,129	503,566
710,520	10,729 80					196,933	907,453
6,174,640	92,619 60	1,011,200				2,424,258	9,610,098
4,012,245	60,183 68	1,044,000				1,184,618	6,240,863
496,742	7,451 13					195,612	692,354
4,985,696	74,785 93					2,562,710	7,548,406
777,200	11,658 00					231,300	1,008,500
1,249,152	18,737 28	1,666,530	249,600	274,649		1,051,300	4,491,231
440,073	6,601 09			13,459	415,672	87,943	957,147
1,422,446	21,336 69	360,000				634,575	2,417,021
123,293	1,849 38					45,960	169,253
1,284,060	19,260 90					520,133	1,804,193
1,265,188	18,977 82					196,490	1,461,678
1,308,468	19,627 02	4,912,780				1,773,012	7,994,260
16,534,862	248,427 13	2,624,000				7,443,088	26,601,950
3,904,935	58,574 03					2,609,180	7,705,669
45,153,957	677,786 04	11,618,510	249,600	288,108	1,697,226	21,196,241	80,113,642
					1,314,125	47,386	1,361,511
17,228,931	258,545 73	12,717,577	275,200			9,509,802	39,731,510
4,672,883	70,093 09					40,000	4,712,883
130,147	1,952 20						130,147
1,497,570	22,463 55					53,400	1,550,970
23,529,531	353,054 57	12,717,577	275,200		1,314,125	9,650,588	47,487,021
1,608,000	24,120 00					80,000	1,688,000
2,744,164	41,173 66		3,600			42,942	2,790,706
5,070,616	76,064 54			26,596		807,682	5,904,894
3,050,140	45,752 09	60,430		6,184		469,402	3,586,156
2,987,998	44,819 93	8,019		6,515		268,595	3,271,127
1,370,066	20,550 92					45,779	1,415,845
4,358,064	65,370 85	8,019		6,515		314,374	4,686,972
184,630	2,771 38					57,434	242,064
85,699,102	1,286,093 13	24,404,536	528,400	327,403	2,921,351	32,618,663	146,499,455

W. J. GERALD,
Deputy Minister.

APPENDIX A.—Continued—MALT.

DR.

No. 9.—COMPARATIVE STATEMENT of Warehouse Returns

Remaining in Warehouse from last year.	Ware-house	Increases.	Received from other Divisions	Imported.	Totals.	Provinces.
Lbs.	Lbs.	Lbs.	Lbs.	Lbs.	Lbs.	1905.
21,609,932	54,617,767	601,162	6,506,834	45,349	83,380,984	...Ontario
3,776,990	16,389,839	166,617	6,492,700	11,200	26,741,346	...Quebec
76,934	1,460,000	1,536,934	...New Brunswick
205,223	566,754	2,835	2,230,954	3,005,746	...Nova Scotia
368,792	1,398,992	28,358	2,878,384	181,025	4,795,551	...Manitoba
461,991	2,376,384	12,314	120,000	81,740	3,052,429	...N. W. Territories
239,853	1,346,618	3,244,420	4,830,891	...British Columbia
5,644	314,355	319,999	...Yukon Territory
26,679,359	75,349,676	811,286	20,945,470	3,878,089	127,663,880Grand Totals.....
						1906.
21,083,168	49,832,252	468,609	9,142,890	86,783	80,113,642	...Ontario
5,807,395	34,803,981	143,572	7,221,197	11,176	47,487,021	...Quebec
36,000	1,652,000	1,688,000	...New Brunswick
52,714	503,468	4,404	2,229,000	1,120	2,790,706	...Nova Scotia
260,924	2,174,002	18,168	2,470,000	981,800	5,904,894	...Manitoba
706,223	2,864,867	15,966	3,586,156	...Alberta
301,257	411,993	1,689,449	2,284,363	4,686,972	...British Columbia
137,109	104,955	242,064	...Yukon Territory
27,885,330	90,089,573	649,819	24,404,536	3,470,197	146,499,455Grand Totals.....

INLAND REVENUE DEPARTMENT,

OTTAWA, August 29, 1906.

SESSIONAL PAPER No. 12

for the years ended of June 30, 1905 and 1906.

Cr.

Entered for Consumption at 1½ cents per lb.		Removed to other Divisions.	Exported.	Written of.	Free.	Remaining in Warehouse.	Totals.
Lbs.	¢	Lbs.	Lbs.	Lbs.	Lbs.	Lbs.	Lbs.
44,243,519	664,021 44	16,215,122	302,000	11,689	1,525,546	21,083,108	83,380,984
15,473,546	232 215 09	4,488,730	184,000		1,287,075	5,307,995	26,741,346
1,500,934	22,514 01					36,000	1,536,934
2,940,072	41,101 08		12,960			52,714	3,005,746
1,534,627	68,019 41					260,924	4,795,551
2,104,588	31,568 83	241,618				706,223	3,052,429
4,529,634	68,606 23					301,257	4,830,891
182,890	3,379 47					137,109	319,999
75,509,810	1,134,425 56	20,945,470	498,960	11,689	2,812,621	27,885,330	127,663,880
45,153,957	677,786 04	11,618,510	249,600	288,108	1,607,226	21,196,241	80,113,642
23,529,531	353,054 57	12,717,577	275,200		1,314,125	9,650,588	47,487,021
1,608,000	24,120 00					80,000	1,688,000
2,744,164	41, 73 66		3,600			42,942	2,790,706
5,070,616	76,064 54			26,596		807,682	5,904,894
3,050,140	45,752 09	60,430		9,184		469,402	3,586,156
4,358,064	65,370 85	8,019		6,515		314,374	4,686,972
184,630	2,771 38					57,434	242,064
85,699,102	1,286,093 13	24,404,536	528,400	327,403	2,921,351	32,618,663	146,499,455
Total duty collected, ex-manufacture and ex-warehouse.....						1905.	1906.
License Fees						\$ 1,134,538 70	\$ 1,286,093 13
						6,100 00	6,350 00
						<u>\$ 1,140,638 70</u>	<u>\$ 1,292,443 13</u>

W. J. GERALD,
Deputy Minister.

APPENDIX A—Continued—MALT LIQUOR.

No. 10—RETURN of Manufactures for the year ended June 30, 1906.

DIVISIONS.	LICENSES.		Malt used.	Other commodities used.	Malt Liquor manufactured.	Malt Liquor exported, and used by H. M. Army and Navy.	Total Duty collected, including License Fees.
	No.	Fees.					
Belleville, Ont.....	1	50 00	207,369		98,125		50 00
Brantford, ".....	3	150 00	711,288		305,255		150 00
Guelph, ".....	8	400 00	5,678,746		2,560,148		400 00
Hamilton, ".....	2	100 00	3,514,194		1,712,979		100 00
Kingston, ".....	2	100 00	494,114		148,625		100 00
London, ".....	6	300 00	5,122,282		2,164,525	2,696	300 00
Ottawa, ".....	3	150 00	1,205,356		480,820		150 00
Owen Sound, ".....	6	300 00	1,292,874		540,515		300 00
Perth, ".....	1	50 00	438,735		177,870		50 00
Peterborough, ".....	3	150 00	1,411,026		482,330		150 00
Port Arthur, ".....	1	^a 87 50	125,293		55,555		87 50
Prescott, ".....	2	100 00	971,850		340,837		100 00
St. Catharines, ".....	2	100 00	1,295,688		500,330		100 00
Stratford, ".....	4	200 00	604,718		287,150		200 00
Toronto, ".....	14	700 00	14,572,578		6,176,598		700 00
Windsor, ".....	2	100 00	1,878,736		899,683		100 00
Totals.....	60	3,037 50	39,794,847		16,891,345	2,696	3,037 50
Montreal, Que.....	10	475 00	16,593,079		7,029,361		475 00
Quebec, ".....	4	200 00	4,617,213		1,865,085		200 00
Sherbrooke, ".....	1	50 00	1,507,570		732,294		50 00
Totals.....	15	725 00	22,717,862		9,626,740		725 00
St. John, N. B.	2	100 00	1,621,913		604,824		100 00
Halifax, N. S.	3	150 00	2,743,836		959,930	124,818	150 00
Winnipeg, Man.	11	550 00	5,127,584	4,342	2,254,505		844 80
Calgary, Alberta	4	200 00	3,025,811		1,189,742		200 00
Vancouver, B. C.	27	1,325 00	2,912,994	14,863	1,156,892		2,761 10
Victoria, ".....	6	300 00	1,916,282	14,500	495,278	46,097	2,147 30
Totals.....	33	1,625 00	4,829,276	29,363	1,652,170	46,097	4,908 40
Dawson, Y.T.	1	^b 37 50	184,639		71,381		37 50
Grand Totals	129	6,425 00	80,045,759	33,705	33,250,637	173,611	10,003 20

^a Includes license fee for 1906-07.^b License Fee for 1906-07.W. J. GERALD,
Deputy MinisterINLAND REVENUE DEPARTMENT.
OTTAWA, August 29, 1906.

SESSIONAL PAPER No. 12

APPENDIX A—Continued—MALT LIQUOR.

No. 11.—COMPARATIVE STATEMENT of Manufactures for the Years ended June 30, 1905 and 1906.

PROVINCES.	LICENSES.		Malt used.	Other commodities used.	Malt Liquor manufactured.	Malt Liquor exported, and used by H. M. Army and Navy.	Total Duty collected, including License Fees.
	No.	Fees.					
1905.		§ cts.	Lbs.	Lbs.	Galls.	Galls.	§ cts.
Ontario	61	3,050 00	37,479,038	15,886,268	2,175	3,050 00
Quebec.....	16	800 00	20,423,087	8,576,810	800 00
New Brunswick	2	100 00	1,491,584	554,821	100 00
Nova Scotia.....	3	150 00	2,919,159	1,022,740	213,516	150 00
Manitoba.....	10	450 00	4,462,857	1,886,372	450 00
N. W. Territories.....	4	200 00	2,091,457	788,589	200 00
British Columbia.....	36	1,775 00	4,458,856	22,979	1,619,200	47,592	4,274 30
Yukon Territory.....	2	100 00	123,953	48,270	100 00
Totals	134	6,625 00	73,449,991	22,979	30,330,070	263,283	9,124 30
1906.							
Ontario.....	60	3 037 50	39,794,847	16,891,345	2,696	3,037 50
Quebec.....	15	725 00	22,717,862	9,626,740	725 00
New Brunswick.....	2	100 00	1,621,913	604,824	100 00
Nova Scotia.....	3	150 00	2,743,836	959,930	124,818	150 00
Manitoba.....	11	550 00	5,127,584	4,342	2,254,505	844 80
Alberta.....	4	200 00	3,025,811	1,189,742	200 00
British Columbia.....	33	1,625 00	4,829,276	29,363	1,652,170	46,097	4,908 40
Yukon Territory.....	1	37 50	184,630	71,381	37 50
Totals	129	6,425 00	80,045,759	33,705	33,250,637	173,611	10,003 20
						1905.	1906.
						Galls.	Galls.
Exported.....						2,202	2,788
Used by H. M. Army and Navy.....						261,081	170,823
Totals.....						263,283	173,611

W. J. GERALD,
Deputy Minister.

INLAND REVENUE DEPARTMENT,
OTTAWA, August 29, 1906.

5-6 EDWARD VII.

SESSIONAL PAPER No. 12

A. 1906

APPENDIX A Continued TOBACCO

No. 12.—RETURN of Manufactures for the Year ended June 30, 1906.

Division	LICENSES		Total Raw Leaf Tobacco and other materials actually used	FOUR		CIGARETTES				CANADIAN TOBACCO		COMBINATION TOBACCO		COMBINATION CIGARETTES			SHEET		Total Duty collected by Manu- facture, including License Fees						
	No.	Fee		At 25 cents per lb.	Paid	Ware- housed	At 83 per M	Paid Duty	Ware- housed	At 5 cents per lb.	Paid Duty	Ware- housed	At 5 cents per lb.	Paid Duty	Ware- housed	At 81 50 per M	Paid Duty	Ware- housed		At 25 cent per lb.	Paid Duty	At 18 cent per lb.	Paid Duty		
	8	cts		Lbs.	Lbs.	Lb.	Lbs.	No.	No.	No.	Lbs.	Lbs.	Lbs.	Lbs.	Lbs.	No.	No.	No.		Lbs.	Lbs.	Lbs.	Lbs.	\$	cts
Hamilton, Ont	1	75 00	1,270,391	1,307,607	328	979,253	5,935,100	5,909,690	25,500															99,892 30	
Toronto	2	140 00	293,347	3,227 1/2	3																			5,639 00	
Windsor	2	100 00	235,855							246,324	246,324			268,303	94,242	174,061								12,416 30	
Totals	5	315 00	1,799,593	1,310,834 1/2	331	979,253	5,935,100	5,909,690	25,500	246,324	246,324			268,303	94,242	174,061								117,967 50	
Quebec, Que	3	125 00	55,746							61,853 1/2	61,853 1/2													3,217 68	
Montreal	25	1,582 50	8,809,889 1/2	8,069,280 1/2	67	7,795,981	250,815,500	248,735,200	2,083,300	498,528	492,669	5,859	346,512	172,373	174,139			6,800	6,570	81,810	81,810			975,567 80	
Quebec	10	580 00	1,446,275 1/2	20,339 1/2	1	3,060 1/2	*1,324,500	1,328,500		1,026,826	998,418	28,408	366,716 1/2	316,460 1/2	50,256	7,161,500	3,834,500	3,327,000	70	20	48,965	38,965		90,480 6 1/2	
Shedden, Que	4	215 00	2,165,019 1/2				3,804,200	2,312,800	1,491,400	1,398,889 1/2	1,398,889 1/2		849,448 1/2	469,524 1/2	288,924				1,674	1,674	33,305	33,305		104,634 12	
Totals	42	2,592 50	12,565,923 1/2	8,089,817	69	7,399,044 1/2	254,622,700	251,048,000	3,574,700	2,896,067	2,861,830	34,267	1,962,677	1,040,364	513,313	7,161,500	3,834,500	3,327,000	8,564	8,564	144,280	144,280		1,174,791 31	
St. John, N.B.	1	75 00	5,391	545	45		1,629,550	1,226,100	463,450															3,889 50	
Dieppe, N.S.	3	190 00	55,329 1/2	37,285 1/2	9 3/16	28,159				11,290	8,932	2,358	10,655	10,655										3,140 30	
Charlottetown, P.E.I.	1	265 00	175,306 1/2	156,303 1/2	64 1/2	85,876 1/2				25,014	25,014		3,637	2,920	747										17,775 20
Grand Totals	55	3,347 50	14,612,964 1/2	9,588,815 1/2	1,085,185 1/2	8,492,330	262,187,350	258,183,700	4,069,650	3,178,725	3,142,100	36,625	1,846,272	1,157,181	688,091	7,161,500	3,834,500	3,327,000	8,564	8,564	144,280	144,280			1,514,825 30

* Cigarettes at 83 per M.

INLAND REVENUE DEPARTMENT,
OTTAWA August 29, 1906.W. J. GERALD,
Deputy Minister.

5-8 EDWARD VII. SESSIONAL PAPER No 12 A. 1906
 No 13 Comparative Statement of Manufactures for the Years ended June 30, 1905 and 1906

Description	No.	Tons	Rate per lb.	TOBACCO			CIGARETTES			CANADIAN TOBACCO			COMBINATION TOBACCO			COMBINATION CIGARETTES			TOTAL							
				At (per lb.)	Paid Duty	Wares bonded	At (per M)	Paid Duty	Wares bonded	At (per lb.)	Paid Duty	Wares bonded	At (per lb.)	Paid Duty	Wares bonded	At (per M)	Paid Duty	Wares bonded	At (per lb.)	Paid Duty	Wares bonded	At (per lb.)	Paid Duty	Wares bonded		
...		
...	38	240.00	1.00	1,361,867	22,0744	1,079,729	6,300,000	6,420,000	160,000	255,564	255,564	255,564	255,564	11,280	189,492	189,492	8,294,150	1,170,000	4,514,250	8,140	8,140	14,620	14,620	1,043,840	30	
...
...	52	317.50	1.00	8,360,000	910,574	7,449,427	244,207,987	250,240,087	6,032,100	3,175,546	3,044,133	71,413	1,980,776	1,170,234	810,544	8,294,150	1,170,000	4,514,250	8,560	8,560	14,620	14,620	1,250,660	33		
...
...	42	302.50	1.00	4,000,000	331,000	3,669,000	1,000,000	1,000,000	25,000	240,324	240,324	240,324	240,324	94,242	174,061	174,061	7,161,500	1,834,500	3,327,000	8,564	8,564	14,620	14,620	1,471,701	31	
...
...	5	334.00	1.00	9,500,000	1,000,000	8,500,000	200,000,000	200,000,000	4,000,000	3,178,725	3,142,100	36,625	1,845,272	1,157,181	688,091	7,161,500	3,824,500	3,327,000	8,564	8,564	14,620	14,620	1,314,975	30		

INLAND REVENUE DEPARTMENT,
 OTTAWA, August 29, 1906.

W. J. GERALD,
 Deputy Minister.

STATISTICS

5-6 EDWARDS

SESSIONAL PAPER No 12

A 1906

No. 10. (Continued) STATISTICS of Wages and Returns for the Years ended June 30, 1905 and 1906

Year	1905					1906					Wages and Returns			1905					1906				
	Total	Male	Female	Children	Under 16	Total	Male	Female	Children	Under 16	Total	Male	Female	Children	Under 16	Total	Male	Female	Children	Under 16			
1905	1,000,000	800,000	150,000	50,000	100,000	1,100,000	900,000	180,000	60,000	160,000	1,200,000	1,000,000	200,000	70,000	230,000	1,300,000	1,100,000	200,000	80,000	220,000			
1906	1,100,000	900,000	160,000	60,000	110,000	1,200,000	1,000,000	200,000	70,000	170,000	1,300,000	1,100,000	210,000	80,000	240,000	1,400,000	1,200,000	220,000	90,000	230,000			
1907	1,200,000	1,000,000	170,000	70,000	120,000	1,300,000	1,100,000	210,000	80,000	180,000	1,400,000	1,200,000	220,000	90,000	250,000	1,500,000	1,300,000	230,000	100,000	240,000			
1908	1,300,000	1,100,000	180,000	80,000	130,000	1,400,000	1,200,000	220,000	90,000	190,000	1,500,000	1,300,000	230,000	100,000	260,000	1,600,000	1,400,000	240,000	110,000	250,000			
1909	1,400,000	1,200,000	190,000	90,000	140,000	1,500,000	1,300,000	230,000	100,000	200,000	1,600,000	1,400,000	240,000	110,000	270,000	1,700,000	1,500,000	250,000	120,000	260,000			
1910	1,500,000	1,300,000	200,000	100,000	150,000	1,600,000	1,400,000	240,000	110,000	210,000	1,700,000	1,500,000	250,000	120,000	280,000	1,800,000	1,600,000	260,000	130,000	270,000			
1911	1,600,000	1,400,000	210,000	110,000	160,000	1,700,000	1,500,000	250,000	120,000	220,000	1,800,000	1,600,000	260,000	130,000	290,000	1,900,000	1,700,000	270,000	140,000	280,000			
1912	1,700,000	1,500,000	220,000	120,000	170,000	1,800,000	1,600,000	260,000	130,000	230,000	1,900,000	1,700,000	270,000	140,000	300,000	2,000,000	1,800,000	280,000	150,000	290,000			
1913	1,800,000	1,600,000	230,000	130,000	180,000	1,900,000	1,700,000	270,000	140,000	240,000	2,000,000	1,800,000	280,000	150,000	310,000	2,100,000	1,900,000	290,000	160,000	300,000			
1914	1,900,000	1,700,000	240,000	140,000	190,000	2,000,000	1,800,000	280,000	150,000	250,000	2,100,000	1,900,000	290,000	160,000	320,000	2,200,000	2,000,000	300,000	170,000	310,000			
1915	2,000,000	1,800,000	250,000	150,000	200,000	2,100,000	1,900,000	290,000	160,000	260,000	2,200,000	2,000,000	300,000	170,000	330,000	2,300,000	2,100,000	310,000	180,000	320,000			
1916	2,100,000	1,900,000	260,000	160,000	210,000	2,200,000	2,000,000	300,000	170,000	270,000	2,300,000	2,100,000	310,000	180,000	340,000	2,400,000	2,200,000	320,000	190,000	330,000			
1917	2,200,000	2,000,000	270,000	170,000	220,000	2,300,000	2,100,000	310,000	180,000	280,000	2,400,000	2,200,000	320,000	190,000	350,000	2,500,000	2,300,000	330,000	200,000	340,000			
1918	2,300,000	2,100,000	280,000	180,000	230,000	2,400,000	2,200,000	320,000	190,000	290,000	2,500,000	2,300,000	330,000	200,000	360,000	2,600,000	2,400,000	340,000	210,000	350,000			
1919	2,400,000	2,200,000	290,000	190,000	240,000	2,500,000	2,300,000	330,000	200,000	300,000	2,600,000	2,400,000	340,000	210,000	370,000	2,700,000	2,500,000	350,000	220,000	360,000			
1920	2,500,000	2,300,000	300,000	200,000	250,000	2,600,000	2,400,000	340,000	210,000	310,000	2,700,000	2,500,000	350,000	220,000	380,000	2,800,000	2,600,000	360,000	230,000	370,000			
1921	2,600,000	2,400,000	310,000	210,000	260,000	2,700,000	2,500,000	350,000	220,000	320,000	2,800,000	2,600,000	360,000	230,000	390,000	2,900,000	2,700,000	370,000	240,000	380,000			
1922	2,700,000	2,500,000	320,000	220,000	270,000	2,800,000	2,600,000	360,000	230,000	330,000	2,900,000	2,700,000	370,000	240,000	400,000	3,000,000	2,800,000	380,000	250,000	390,000			
1923	2,800,000	2,600,000	330,000	230,000	280,000	2,900,000	2,700,000	370,000	240,000	340,000	3,000,000	2,800,000	380,000	250,000	410,000	3,100,000	2,900,000	390,000	260,000	400,000			
1924	2,900,000	2,700,000	340,000	240,000	290,000	3,000,000	2,800,000	380,000	250,000	350,000	3,100,000	2,900,000	390,000	260,000	420,000	3,200,000	3,000,000	400,000	270,000	410,000			
1925	3,000,000	2,800,000	350,000	250,000	300,000	3,100,000	2,900,000	390,000	260,000	360,000	3,200,000	3,000,000	400,000	270,000	430,000	3,300,000	3,100,000	410,000	280,000	420,000			
1926	3,100,000	2,900,000	360,000	260,000	310,000	3,200,000	3,000,000	400,000	270,000	370,000	3,300,000	3,100,000	410,000	280,000	440,000	3,400,000	3,200,000	420,000	290,000	430,000			
1927	3,200,000	3,000,000	370,000	270,000	320,000	3,300,000	3,100,000	410,000	280,000	380,000	3,400,000	3,200,000	420,000	290,000	450,000	3,500,000	3,300,000	430,000	300,000	440,000			
1928	3,300,000	3,100,000	380,000	280,000	330,000	3,400,000	3,200,000	420,000	290,000	390,000	3,500,000	3,300,000	430,000	300,000	460,000	3,600,000	3,400,000	440,000	310,000	450,000			
1929	3,400,000	3,200,000	390,000	290,000	340,000	3,500,000	3,300,000	430,000	300,000	400,000	3,600,000	3,400,000	440,000	310,000	470,000	3,700,000	3,500,000	450,000	320,000	460,000			
1930	3,500,000	3,300,000	400,000	300,000	350,000	3,600,000	3,400,000	440,000	310,000	410,000	3,700,000	3,500,000	450,000	320,000	480,000	3,800,000	3,600,000	460,000	330,000	470,000			
1931	3,600,000	3,400,000	410,000	310,000	360,000	3,700,000	3,500,000	450,000	320,000	420,000	3,800,000	3,600,000	460,000	330,000	490,000	3,900,000	3,700,000	470,000	340,000	480,000			
1932	3,700,000	3,500,000	420,000	320,000	370,000	3,800,000	3,600,000	460,000	330,000	430,000	3,900,000	3,700,000	470,000	340,000	500,000	4,000,000	3,800,000	480,000	350,000	490,000			
1933	3,800,000	3,600,000	430,000	330,000	380,000	3,900,000	3,700,000	470,000	340,000	440,000	4,000,000	3,800,000	480,000	350,000	510,000	4,100,000	3,900,000	490,000	360,000	500,000			
1934	3,900,000	3,700,000	440,000	340,000	390,000	4,000,000	3,800,000	480,000	350,000	450,000	4,100,000	3,900,000	490,000	360,000	520,000	4,200,000	4,000,000	500,000	370,000	510,000			
1935	4,000,000	3,800,000	450,000	350,000	400,000	4,100,000	3,900,000	490,000	360,000	460,000	4,200,000	4,000,000	500,000	370,000	530,000	4,300,000	4,100,000	510,000	380,000	520,000			
1936	4,100,000	3,900,000	460,000	360,000	410,000	4,200,000	4,000,000	500,000	370,000	470,000	4,300,000	4,100,000	510,000	380,000	540,000	4,400,000	4,200,000	520,000	390,000	530,000			
1937	4,200,000	4,000,000	470,000	370,000	420,000	4,300,000	4,100,000	510,000	380,000	480,000	4,400,000	4,200,000	520,000	390,000	550,000	4,500,000	4,300,000	530,000	400,000	540,000			
1938	4,300,000	4,100,000	480,000	380,000	430,000	4,400,000	4,200,000	520,000	390,000	490,000	4,500,000	4,300,000	530,000	400,000	560,000	4,600,000	4,400,000	540,000	410,000	550,000			
1939	4,400,000	4,200,000	490,000	390,000	440,000	4,500,000	4,300,000	530,000	400,000	500,000	4,600,000	4,400,000	540,000	410,000	570,000	4,700,000	4,500,000	550,000	420,000	560,000			
1940	4,500,000	4,300,000	500,000	400,000	450,000	4,600,000	4,400,000	540,000	410,000	510,000	4,700,000	4,500,000	550,000	420,000	580,000	4,800,000	4,600,000	560,000	430,000	570,000			
1941	4,600,000	4,400,000	510,000	410,000	460,000	4,700,000	4,500,000	550,000	420,000	520,000	4,800,000	4,600,000	560,000	430,000	590,000	4,900,000	4,700,000	570,000	440,000	580,000			
1942	4,700,000	4,500,000	520,000	420,000	470,000	4,800,000	4,600,000	560,000	430,000	530,000	4,900,000	4,700,000	570,000	440,000	600,000	5,000,000	4,800,000	580,000	450,000	590,000			
1943	4,800,000	4,600,000	530,000	430,000	480,000	4,900,000	4,700,000	570,000	440,000	540,000	5,000,000	4,800,000	580,000	450,000	610,000	5,100,000	4,900,000	590,000	460,000	600,000			
1944	4,900,000	4,700,000	540,000	440,000	490,000	5,000,000	4,800,000	580,000	450,000	550,000	5,100,000	4,900,000	590,000	460,000	620,000	5,200,000	5,000,000	600,000	470,000	610,000			
1945	5,000,000	4,800,000	550,000	450,000	500,000	5,100,000	4,900,000	590,000	460,000	560,000	5,200,000												

APPENDIX A—Continued RAW LEAF TOBACCO, INCLUDING STEMS, SCRAPS AND CUTTINGS.

Dr.

No. 16.—WAREHOUSE RETURN for the Year ended June 30, 1906.

Cr.

Remaining in Warehouse from last Year.	Imported.		Warehouse Factory.		Totals.		Divisions.		ENTERED FOR CONSUMPTION.		Removed to other Divisions.	Exported.	Written off.	Taken for Horticultural purposes, and destroyed.	Re-entered for Manufacture.	Remaining in Warehouse.	Totals.
	Std. lbs.	Std. lbs.	Std. lbs.	Std. lbs.	Std. lbs.	Std. lbs.	Quantity.	Duty.	Std. lbs.	Std. lbs.							
3,045	878	5,424	13,473	22,820					11,248	1,424 80	2,872	2,352			305	2,843	22,820
33,916	109,812	10,399	1,287	135,414					96,664	9,681 88	354	11,696		79	247	43,771	135,414
20,133	59,436	3,970	785	92,719					61,938	6,351 76	1,917	4,529		2,288	22,047	92,719	92,719
1,488,743	1,819,668	279,451	9,995	3,597,857					1,661,238	166,873 35	14,308	274,930		101	4,866	1,639,363	3,597,857
54,143	78,541	10,859	5,912	149,455					63,603	6,372 62	20,198	9,033		5,822	50,799	149,455	149,455
187,385	730,860	113,287	13,237	1,044,769					680,302	70,490 00	12,122	92,892		18,710	240,543	1,044,769	1,044,769
1,516	9,775	1,442	7,148	12,733					10,250	1,025 00	140			7,148	2,343	12,733	12,733
992	339	339	497	1,828					799	79 95				1,790	1,028	1,828	1,828
1,656	1,389		1,879	4,324					1,484	148 40					1,080	4,324	4,324
2,685		597		3,282					150	15 00	3,059			73		3,282	3,282
	8,337		685	9,222					6,463	646 30					2,759	9,222	9,222
17,109	20,386	1,632	4,910	43,767					21,419	2,145 22	1,732	2,400		200	12,563	43,767	43,767
14,062	38,995	3,633		56,090					35,490	3,549 65	2,665	1,097		40	16,868	56,090	56,090
125,397	635,928	66,176	11,810	839,288					468,798	52,190 41	8,036	64,981		533	282,252	839,288	839,288
20,779	33,070	2,320	673	58,854					30,624	3,136 48	1,220	5,786			21,224	58,854	58,854
1,971,916	3,549,282	497,487	81,667	6,100,357					3,156,673	324,130 22	69,163	469,916		10,646	52,442	2,341,517	6,100,357
4,123	1,118		6,253	11,497					7,361	1,643 85					3,250	11,497	11,497
4,981,101	9,422,967	240,837	42,816	14,687,749					9,387,340	963,458 54	123,454	161,869		25,746	4,957,475	14,687,749	14,687,749
89,008	216,027	7,729	31,133	343,897					253,969	46,169 06	3,470	4,362		22,257	57,898	343,897	343,897
15,622	21,011	68		41,272					24,629	2,739 22	4,526			618	11,469	41,272	41,272
166,539	229,530	28,065	45,754	460,829					253,241	40,133 26	10,898	18,402		31,733	146,555	460,829	460,829
990	2,763		1,814	5,573					4,861	755 13					712	5,573	5,573
5,297,384	9,884,423	276,630	132,371	15,550,818					9,933,283	1,056,962 06	142,348	184,633		25,746	87,417	5,177,390	15,550,818

SESSIONAL PAPER No. 12

47,612	27,913	6,884	2,389	84,798	St. John, N.B.	33,478½	4,392 12	11,720	5,862	6,060	150	3,622	25,905½	84,798
3,061	9,520	340	1,155½	14,076½	Halifax, N.S.	12,178½	1,217 83				42		1,856	14,076½
19,271	34,691		200	54,162	Peterou, "	33,938	3,842 40						20,224	54,162
22,332	44,211	340	1,355½	68,238½	Totals	46,116½	5,060 23				42		22,080	68,238½
45,386	161,479			206,865	Charlottetown, P.E.I.	143,345	14,633 86				1,311		62,209	206,865
64,658	108,068	21,506	12,277½	266,474½	Winnipeg, Man.	183,729½	18,414 51	5,052	16,830		213	611	60,043½	266,474½
4,719	26,435½	672	909½	26,735½	Calgary, Alta.	19,485½	1,948 60	1,501	156				5,598	26,735½
36,849	80,782½	11,658	2,480	131,773½	Vancouver, B.C.	80,591½	9,027 92	3,504	14,670		191	177	23,640	131,773½
9,912	31,644	3,598	628½	43,782½	Victoria, "	32,917½	3,306 15	790	3,508			272	8,295	43,782½
46,761	112,429½	15,256	3,109½	177,555½	Totals	122,508½	12,334 07	4,294	18,178		191	449	31,935	177,555½
7,460,768½	13,908,216½	818,781½	234,078½	22,431,848	Grand Totals	13,638,620½	1,457,895 67	234,078½	693,573½	6,060	38,299	144,541	7,726,673½	22,431,848

W. J. GERALD,
Deputy Minister.

INLAND REVENUE DEPARTMENT,
OTTAWA, August 29, 1906.

SESSIONAL PAPER No. 12

APPENDIX A—Continued—CANADA TWIST TOBACCO.

No. 18.—STATEMENT of Revenue collected from Canada Twist Tobacco for the Year ended June 30, 1906.

DIVISIONS.	LICENSESES.		Canada Twist, at 5 cts. per pound.	Total Duty collected, including License Fees.	
	No.	Fees.		§	cts.
			Lbs.	§	cts.
Cornwall, Ont.	4	8	2,700	143	00
Ottawa "	10	20	2,970	168	50
Prescott "	1	2	160	10	00
Totals.....	15	30	5,830	321	50
Joliette, Que	8	13	9,872	506	60
Montreal "	36	72	20,638	1,103	90
Totals.....	44	85	30,510	1,610	50
Grand Totals.....	59	115	36,340	1,932	00

W. J. GERALD,
Deputy Minister.

INLAND REVENUE DEPARTMENT,
OTTAWA, August 29, 1906.

CANADA TWIST TOBACCO.

No. 19.—COMPARATIVE STATEMENT for Years ended June 30, 1905 and 1906.

YEARS.	PROVINCES.	LICENSESES.		Canada Twist, at 5 cents per pound.	Total Duty collected, including License Fees.	
		No.	Fees.		§	cts.
				Lbs.	§	cts.
1905.....	Ontario.....	7	14	1,140	71	00
	Quebec.....	29	57	31,727	1,643	35
	Totals.....	36	71	32,867	1,714	35
1906.....	Ontario.....	15	30	5,830	321	50
	Quebec.....	44	85	30,510	1,610	50
	Totals.....	59	115	36,340	1,932	00

W. J. GERALD,
Deputy Minister.

INLAND REVENUE DEPARTMENT,
OTTAWA, August 29, 1906.

APPENDIX A—Continued—CIGARS.

No. 20.—RETURN of Manufactures

DIVISIONS.	LICENSES.		Total Raw Leaf Tobacco and other Materials actually used.	De- ficiencies paying duty.	CIGARS AT 87 PER THOUSAND.		CIGARS AT Produced.
	No.	Fees.			Produced.	Paid duty	
		§ cts.			Lbs.	No.	
Belleville, Ont.....	1	75 00	8,555				396,050
Brantford ".....	6	450 00	87,613		1,500	1,500	4,846,125
Guelph ".....	9	675 00	61,303 ³ / ₄				3,703,900
Hamilton ".....	15	1,125 00	209,559 ¹ / ₂	2,023	1,050	1,050	{ *38,600 10,191,545
Kingston ".....	2	150 00	60,777				3,187,020
London ".....	21	1,537 50	606,915		1,002	1,002	33,895,745
Owen Sound ".....	1	75 00	10,168				512,800
Perth ".....	1	75 00	999				61,100
Peterborough, Ont.....	1	75 00	1,492				100,700
Port Arthur ".....	1	75 00	254				14,350
Prescott ".....	1	75 00	5,756				313,609
St. Catharines ".....	12	862 50	25,114				1,504,100
Stratford ".....	3	225 00	34,197 ¹ / ₂				1,837,400
Toronto ".....	24	1,775 00	381,438 ³ / ₄	2,017	420	420	20,690,965
Windsor ".....	8	552 50	31,502				1,685,335
Totals.....	106	7,802 50	1,525,644 ³ / ₄	4,040	3,972	3,972	{ *38,600 82,940,735
Joliette, Que.....	5	320 00	59,589				109,100
Montreal ".....	34	2,347 50	1,151,298 ¹ / ₄	22,836	1,170	1,170	60,843,200
Quebec ".....	6	420 00	152,239				7,940,635
St. Hyacinthe ".....	5	345 00	50,525				1,805,480
Sherbrooke ".....	5	350 00	164,858 ¹ / ₂				9,147,060
Three Rivers ".....	2	140 00	12,037 ¹ / ₂				189,355
Totals.....	57	3,922 50	1,590,547	22,836	1,170	1,170	80,034,830
St. John, N.B.....	5	355 00	76,770 ¹ / ₂				1,016,205
Halifax, N.S.....	3	225 00	11,930 ¹ / ₂				634,780
Pictou ".....	1	37 50	227				15,150
Totals.....	4	262 50	12,157 ¹ / ₂				649,930
Winnipeg, Man.....	13	900 00	163,715 ¹ / ₂		14,997	14,997	8,789,560
Calgary, Alta.....	3	225 00	17,251 ³ / ₄				921,485
Vancouver, B.C.....	13	965 00	78,693 ³ / ₄		2,844	2,844	4,330,350
Victoria ".....	11	815 00	29,660 ¹ / ₂	2,263			1,534,700
Totals.....	24	1,780 00	108,354	2,263	2,844	2,844	5,865,050
Grand Totals.....	212	15,247 50	3,494,440 ³ / ₄	29,139	22,983	22,983	{ *38,600 180,217,795

* Repacked.

† Destroyed by fire.

SESSIONAL PAPER No. 12

for the year ended June 30, 1906.

\$6 PER THOUSAND.		CANADIAN CIGARS AT \$3 PER THOUSAND.			COMBINATION CIGARS AT \$3 PER THOUSAND.			Total Duty collected ex-manufactory, including License Fees.
Paid duty.	Warehoused	Produced.	Paid duty.	Warehoused.	Produced.	Paid duty.	Warehoused.	
No.	No.	No.	No.	No.	No.	No.	No.	\$ cts.
190,000	206,050							1,215 00
2,391,875	2,454,250							14,811 75
1,324,125	2,379,775							8,619 75
38,600	6,837,220							21,502 03
3,354,325								
758,170	2,428,850							4,699 02
17,162,420	16,733,325							104,519 04
346,250	166,550							2,152 50
	61,100							75 00
86,200	14,500							592 20
300	14,050							76 80
45,000	268,600							345 00
1,247,250	256,850							8,346 00
635,600	1,201,800							4,038 60
16,263,455	4,427,510	133,350	133,350					99,770 82
903,335	782,000				46,700	25,425	21,275	6,048 79
38,600	38,232,430	133,350	133,350		46,700	25,425	21,275	276,812 30
44,708,305								
94,100	15,000	643,150	248,630	394,500	2,754,550	17,850	1,231,450	6,176 30
36,472,200	30,371,000				244,150	1,515,250		
3,780,905	4,159,730				1,125,430	896,340	319,090	186,058 35
827,425	978,055				1,264,840	1,056,060	208,780	25,524 46
5,219,015	3,928,045	254,610	157,580	97,030				8,477 73
74,235	115,120				572,400	421,500	150,900	32,136 83
40,467,880	39,566,950	897,760	406,230	491,530	5,961,370	7,850	1,910,220	1,849 91
						4,043,300		
308,380	707,825				3,519,000	253,550	3,265,450	260,223 58
375,610	259,170							2,965 93
15,150								2,478 66
								128 40
390,760	259,170							2,607 06
3,726,705	5,062,855							23,365 21
491,210	430,275							3,172 26
4,074,750	255,600				54,900	54,900		25,598 11
1,206,650	328,050				48,825	48,825		8,214 93
5,281,400	583,650				103,725	103,725		33,813 04
38,600	84,843,155	1,031,110	539,580	491,530	9,630,795	7,850	5,196,945	602,959 38
95,374,640						4,426,000		

W. J. GERALD,
Deputy Minister.

APPENDIX A—Continued—CIGARS.

DR.

No. 21.—COMPARATIVE STATEMENT of Manufactures

PROVINCES.	LICENSES.		Total Raw Leaf Tobacco and other Materials actually used	Deficien- cies paying duty.	CIGARS AT \$7 PER THOUSAND.			CIGARS Produced.
	No.	Fees.			Produced.	Paid Duty	Warehoused.	
1905.		\$ cts.	Lbs.	No.	No.	No.	No.	No.
Ontario.	107	7,892 50	1,515,606	13,030	9,840	6,840	3,000	83,126,520
Quebec.	60	4,245 00	1,557,062½	18,582	10,590	10,590	80,302,680
New Brunswick.	4	290 00	65,024½	1,052,705
Nova Scotia.	3	225 00	11,262	616,645
Manitoba.	11	787 50	139,791½	7,468,725
North-west Territories.	2	150 00	10,561	572,675
British Columbia.	26	1,920 00	98,277½	*6,275	5,314,400
Totals	213	15,510 00	3,397,495	37,887	20,430	17,430	3,000	178,474,350
1906.								
Ontario.	106	7,802 50	1,525,644½	4,040	3,972	3,972	{ 138,600 82,940,735
Quebec.	57	3,922 50	1,590,547	22,836	1,170	1,170	80,034,830
New Brunswick.	5	355 00	76,770½	1,016,205
Nova Scotia.	4	262 50	12,157	649,930
Manitoba.	13	900 00	163,715½	14,997	14,997	8,789,560
Alberta.	3	225 00	17,251½	921,485
British Columbia.	24	1,780 00	108,354	2,263	2,844	2,844	5,865,050
Totals	212	15,247 50	3,494,440½	29,139	22,983	22,983	180,217,795 138,600

* 6,275 cigars from combination leaf at \$3 per M. † Repacked. ‡ Destroyed by fire.

INLAND REVENUE DEPARTMENT,
OTTAWA, August 29, 1906.

SESSIONAL PAPER No. 12

for the years ended June 30, 1905 and 1906.

CR.

AT \$6 PER THOUSAND.		CANADIAN CIGARS AT \$3 PER THOUSAND.			COMBINATION CIGARS AT \$3 PER THOUSAND.			Total Duty collected ex-Manufactory including License Fees
Paid Duty.	Warehoused	Produced.	Paid Duty	Warehoused.	Produced.	Paid Duty	Warehoused.	
No.	No.	No.	No.	No.	No.	No.	No.	¢ cts.
45,981,595	37,164,925	2,460,390	2,069,190	391,200	481,550	166,650	314,900	284,408 08
33,606,590	46,696,090	3,624,250	2,597,395	1,026,855	220,069 91
284,100	768,605	2,862,900	6,000	2,856,900	2,012 60
320,270	296,375	2,146 62
3,049,850	4,418,875	19,086 60
215,450	357,225	1,442 70
4,553,575	760,825	120,500	120,500	29,621 80
88,011,430	90,462,920	2,460,390	2,069,190	391,200	7,089,260	2,890,545	4,198,655	558,788 31
38,600	28,232,430	133,350	133,350	46,700	25,425	21,275	276,812 30
44,708,305	39,566,950	897,760	406,230	491,530	5,961,370	4,043,300	1,910,220	260,223 58
40,467,880	707,825	3,519,000	253,550	3,265,450	2,965 93
308,380	259,170	2,607 06
390,760	5,062,855	23,365 21
3,726,705	430,275	3,172 26
491,210	583,650	103,725	103,725	33,813 04
5,281,400
95,374,640	84,843,155	1,031,110	539,580	491,530	9,630,795	4,426,000	5,196,945	602,959 38
38,600	47,850

W. J. GERALD,
Deputy Minister.

No. 23.—COMPARATIVE STATEMENT of Warehouse returns for the years ended June 30, 1905 and 1906.

REMAINING IN WAREHOUSE FROM LAST YEAR			WAREHOUSE			RECEIVED FROM OTHER DIVISIONS.			TOTALS.			PROVINCES.	ENTERED FOR CONSUMPTION.				REMOVED TO OTHER DIVISIONS.			EXPORTED.		WRITTEN OFF.		REMAINING IN WAREHOUSE.			TOTAL.						
Foreign	Canadian	Combina- tion	Foreign	Canadian	Combina- tion	Foreign	Canadian	Combina- tion	Foreign	Canadian	Combina- tion		Foreign	Canadian	Combina- tion at \$6 per M.	Duty	Foreign	Canadian	Combina- tion.	Foreign	Combina- tion.	Foreign	Combina- tion	Foreign	Canadian	Combina- tion	Foreign	Canadian	Combina- tion	Foreign	Canadian		
No.	No.	No.	No.	No.	No.	No.	No.	No.	No.	No.	No.	No.	No.	No.	¢	No.	No.	No.	No.	No.	No.	No.	No.	No.	No.	No.	No.	No.	No.	No.			
1905																																	
11,315,355			57,167,925		314,900	4,997,000	10,000		53,180,280	10,000	335,900	Ontario	137,005,540	3,000	103,550	233,189 80	2,779,300																
11,924,530	43,700	21,000	46,606,000	301,200	1,929,825	130,500			58,731,120	134,500	1,500,155	Quebec	44,811,435	190,210	1,116,305	272,908 16	2,438,200	10,000	60,000														
124,025		810,005	768,605		2,850,500	45,000			1,192,950		3,607,885	New Brunswick	933,185		3,000,085	12,886 37																	
258,585			296,375						599,950			Nova Scotia	274,400			1,646 78																	
1,162,872			4,418,875						3,981,750			Manitoba	4,540,550			27,207 30																	
54,125			337,225						111,350			N. W. Territory	306,200			1,837 20																	
289,500			760,825			45,000			1,094,325			British Columbia	834,745			5,128 65																	
25,725,295	13,700	1,365,275	90,465,920	301,200	4,198,655	5,217,500	10,000	60,000	121,211,715	444,500	5,623,890	Totals	88,506,145	193,210	4,324,940	544,974 33	5,217,500	10,000	60,000	152,250	10,000	26,775	27,249,045	241,000	1,228,000	1,272,100	1,100,000	1,100,000	1,100,000	1,100,000	1,100,000		
1906																																	
13,660,140	7,000	136,350	38,202,430	404,500	21,275	4,551,500	83,000	917,850	50,385,370	7,000	157,025	Ontario	41,281,350	7,000	143,025	248,140 01	3,162,475																
11,576,210	234,000	412,850	39,506,050		1,910,220	65,000			51,008,160	809,220	3,241,920	Quebec	39,185,775	621,020	2,076,730	245,907 78	1,556,000	80,000															
519,745		678,750	707,825		3,265,150	23,000			1,277,570		3,914,200	New Brunswick	688,850		2,619,050	11,990 25																	
274,600			299,170						596,170			Nova Scotia	243,700			1,474 20																	
1,602,000			5,002,855			18,975			6,114,020			Manitoba	5,015,415			30,093 09																	
305,150			480,275						533,125			Alberta	443,000			2,658 00																	
310,000			583,650						853,950			British Columbia	768,800			4,612 80																	
27,249,045	241,000	1,228,000	84,833,155	404,500	5,198,915	4,658,175	83,000	917,850	116,750,675	816,220	7,343,745	Totals	87,628,975	628,020	4,839,105	543,976 13	4,658,475	80,000	917,850	110,875	3,700	365,975	3,400	20,566,675	105,200	1,779,000	1,067,000	1,067,000	1,067,000	1,067,000	1,067,000		
† 3,000 of these cigars at \$7 per M.																																	
													Total duty collected, ex-manufacture and ex-warehouse.													1905.		1906.					
																										\$ 1,988,232 64		\$ 1,131,688 01					
																										Licenses fees		15,510 00		15,247 50			
																										Totals		\$ 1,103,742 64		\$ 1,146,935 51			

APPENDIX A—*Continued*—INSPECTION OF PETROLEUM.

No. 24.—RETURN of Canadian Petroleum and Naphtha inspected during the year ended June 30, 1906.

DIVISION.	LICENSES.		Petroleum.	Naphtha.	Total.
	No.	Fees.			
		8	Galls.	Galls.	Galls.
London.....	2	2	15,740,771·31	2,893,383·55	18,634,154·86

W. J. GERALD,
Deputy Minister.

INLAND REVENUE DEPARTMENT,
OTTAWA, August 29, 1906.

SESSIONAL PAPER No. 12

No. 25.—COMPARATIVE STATEMENT of Petroleum and Naphtha inspected during the Years ended June 30, 1905 and 1906.

PROVINCES.	LICENSES.		Petroleum.	Naphtha.	Totals.
	No.	Fees.			
1905.		\$	Galls.	Galls.	Galls.
Ontario.....	3	3	15,237,521 19	2,282,514 08	17,520,035 27
1906.					
Ontario.....	2	2	15,740,771 31	2,893,383 55	18,634,154 86

W. J. GERALD,
Deputy Minister.

INLAND REVENUE DEPARTMENT,
OTTAWA, August 29, 1906.

6-7 EDWARD VII., A. 1907

APPENDIX A—Continued—MANUFACTURES IN BOND.

No. 26.—RETURN of Manufactures

DIVISIONS.	LICENSES.		MATERIALS USED.			
	No.	Fees.	Spirits.	Beer, Wine, &c.	Nitric Acid.	Mercury.
		§ cts.	Galls.	Galls.	Lbs.	Lbs.
Brantford Ont.	1	50 00	5,196 45	37 50		
Guelph "	1	50 00				
Hamilton "	3	150 00	23,399 65	374 40		
Kingston "	1	50 00	9,798 03	200 24		
Ottawa "	1	50 00	358 92	6 70		
Perth "	2	50 00				
Prescott "	1	300 00	192,338 21		950,582	103,182
Toronto "	6	300 00	92,836 33	1,072 40		
Windsor "	5	500 00	8,417 99		39,447	4,849½
Totals	21	1,500 00	332,345 58	1,691 24	990,029	108,031½
Montreal, Que.	7	350 00	33,495 72	390 30		
Quebec "	2	50 00	4,928 60	170 00		
St. Hyacinthe, Que.	1	100 00	20,720 99	388 43		
Sherbrooke "	2	300 00	38,675 46		180,084	23,850
Totals	12	800 00	97,820 77	948 73	180,084	23,850
St. John, N. B.	2	100 00	9,243 46	116 00		
Winnipeg, Man.	2	75 00	2,858 46	36 00		
Vancouver, B. C.	1	50 00	8,231 18	118 70		
Grand Totals.	38	2,525 00	450,499 45	2,910 67	1,170,113	131,881½

INLAND REVENUE DEPARTMENT,
OTTAWA, August 29, 1906.

SESSIONAL PAPER No. 12

for the Year ended June 30, 1906.

MANUFACTURED.		PAID DUTY EX-MANUFACTORY.		WAREHOUSED.		Total Duty Collected ex-Manufactory, including License Fees.
Vinegar.	Crude Fulminate.	Vinegar.	Duty.	Vinegar.	Crude Fulminate.	
Galls.	Lbs.	Galls.	\$ cts.	Galls.	Lbs.	\$ cts.
33,471·13		33,471·13	1,338·84			1,388·84
						50·00
152,371·90		44,238·05	1,769·50	108,133·85		1,919·50
70,683·75		16,233·67	649·34	54,450·08		699·34
1,233·26		1,233·26	237·88			287·88
						50·00
	125,278				125,278	300·00
566,734·20		286,809·96	11,472·36	279,924·24		11,772·36
	5,621				5,621	500·00
824,494·24	130,899	381,986·07	15,467·92	442,508·17	130,899	16,967·92
185,436·35		123,222·96	4,928·95	62,213·39		5,278·95
16,488·56		16,488·56	659·55			709·55
106,243·88		60,459·96	2,418·42	45,783·92		2,518·42
	26,574				26,574	300·00
308,168·79	26,574	200,171·48	8,006·92	107,997·31	26,574	8,806·92
56,419·79		42,986·44	1,719·46	13,433·35		1,819·46
16,917·62		16,917·62	676·71			751·71
53,145·03		18,516·75	740·67	34,628·28		790·67
1,259,115·47	157,473	660,578·36	26,611·68	598,567·11	157,473	29,136·68

W. J. GERALD,
Deputy Minister.

APPENDIX A—Continued—MANUFACTURES IN BOND.

No. 27.—COMPARATIVE STATEMENT of Manufactures

PROVINCES.	LICENSES.		MATERIALS USED.			
	No.	Fees.	Spirits.	Beer, Wine, &c.	Nitric Acid.	Mercury.
1905.		\$	Galls.	Galls.	Lbs.	Lbs.
Ontario.....	17	1,600	221,332·70	1,452·13	524,222	57,936½
Quebec.....	13	900	133,044·87	974·69	236,938	31,275
New Brunswick ..	2	100	6,789·36	110·90
Manitoba ..	1	50
British Columbia.....	1	50	2,541·26	46·70
Totals.....	34	2,700	363,708·19	2,584·42	761,160	89,211½
1906.						
Ontario.....	21	1,500	332,345·58	1,691·24	990,029	108,031½
Quebec.....	12	800	97,820·77	948·73	180,084	23,850
New Brunswick ..	2	100	9,243·46	116·00
Manitoba ..	2	75	2,858·46	36·00
British Columbia.....	1	50	8,231·18	118·70
Totals.....	38	2,525	450,499·45	2,910·67	1,170,113	131,881½

INLAND REVENUE DEPARTMENT,
OTTAWA, August 29, 1906.

SESSIONAL PAPER No. 12

for the Years ended June 30, 1905 and 1906.

MANUFACTURED.		PAID DUTY EX-MANUFACTORY.		WAREHOUSED.		Total Duty collect-d, ex-Manu-factory, including License Fees.
Vinegar.	Crude Fulminate.	Vinegar.	Duty.	Vinegar.	Crude Fulminate.	
Galls.	Lbs.	Galls.	§ cts.	Galls.	Lbs.	
725,449·97	70,980	278,298·58	11,132 03	447,151·39	70,980	12,732 03
434,475·61	36,246	244,313·51	9,772 61	190,162 10	36,246	10,672 91
41,918·94	29,853·87	1,194 14	12,065·07	1,294 14
.....	50 00
12,388·78	12,388 78	50 00
1,214,233·30	107,226	552,165 96	22,098 78	661,767·34	107,226	24,798 78
824,494·24	130,899	381,986·07	15,467 92	442,508·17	130,899	16,967 92
308,168·79	26,574	200,171·48	8,006 92	107,997·31	26,574	8,806 92
56,419 79	42,986·44	1,719 46	13,433·35	1,819 46
16,917·62	16,917·62	676 71	751 71
53,145·03	18,516·75	740 67	34,628·28	790 67
1,259,145·47	157,473	660,578·36	26,611 68	598,567 11	157,473	29,136 68

W. J. GERALD,
Deputy Minister.

6-7 EDWARD VII., A. 1907

APPENDIX A—Continued—MANUFACTURES IN BOND.

DR.

No. 28.—WAREHOUSE RETURN for

Remaining in Warehouse from last year.	Warehoused		Received from other Divisions.	Totals.		DIVISIONS.
Vinegar.	Vinegar.	Crude Fulminate.	Vinegar.	Vinegar.	Crude Fulminate.	
Galls.	Galls.	Lbs.	Galls.	Galls.	Lbs.	
			6,643 85	6,643 85		Brantford, Ont.
34,937 79	108,133 85			143,071 64		Hamilton "
12,150 05	54,450 08			66,600 13		Kingston "
544 06				544 06		Ottawa "
		125,278			125,278	Prescott "
100,925 69	279,924 24			380,849 93		Toronto "
		5,621			5,621	Windsor "
148,557 59	442,508 17	130,899	6,643 85	597,709 61	130,899 Totals
78,365 79	62,213 39			140,579 18		Montreal, Que.
29,831 43	45,783 92		8,481 60	8,481 60		Quebec "
		26,574	8,509 78	84,125 13		St. Hyacinthe, Que.
					26,574	Sherbrooke, Que.
108,197 22	107,997 31	26,574	16,991 38	233,185 91	26,574 Totals
7,524 60	13,433 35			20,957 95		St. John, N.B.
			84,703 18	84,703 18		Winnipeg, Man.
	34,628 28			34,628 28		Vancouver, B.C.
264,279 41	598,567 11	157,473	108,338 41	971,184 93	157,473 Grand Totals

INLAND REVENUE DEPARTMENT,
OTTAWA, August 29, 1906.

SESSIONAL PAPER No. 12

the Year ended June 30, 1906.

Cr.

Entered for Consumption.		Removed to other Divisions.	Free.	Exported.	Remaining in Warehouse.	Totals.	
Vinegar.	Duty.	Vinegar.	Vinegar.	Crude Fulminate.	Vinegar.	Vinegar.	Crude Fulminate.
Galls.	\$ cts.	Galls.	Galls.	Lbs.	Galls.	Galls.	Lbs.
6,643 85	265 75					6,643 85	
87,993 05	3,519 70	25,920 53			29,158 06	143,071 64	
56,854 99	2,274 21	4,509 42			5,235 72	66,600 13	
544 06	21 76					544 06	
				125,278			125,278
248,183 92	9,927 33	60,917 08			71,748 93	380,849 93	
				5,621			5,621
400,219 87	16,008 75	91,347 03		130,899	106,142 71	597,709 61	130,899
117,225 73	4,689 03	8,509 78			14,843 67	140,579 18	
3,345 87	133 82		5,135 73			8,481 60	
49,922 71	1,996 93	8,481 60	8,509 78		17,211 04	84,125 13	
				26,574			26,574
170,494 31	6,819 78	16,991 38	13,645 51	26,574	32,054 71	233,185 91	26,574
12,538 04	501 50				8,419 91	20,957 95	
67,016 83	2,680 65		7,929 39		9,756 96	84,703 18	
24,183 61	967 37				10,444 67	34,628 28	
674,452 66	26,978 05	168,338 41	21,574 90	157,473	166,818 96	971,184 93	157,473

W. J. GERALD,
Deputy Minister.

APPENDIX A—Continued—MANUFACTURES IN BOND.

DR.

NO. 29.—COMPARATIVE STATEMENT of Warehouse Returns

Remaining in Warehouse from last year.	Warehoused.		Received from other Divisions.	Totals.		PROVINCES.
	Vinegar.	Crude Fulminate.		Vinegar.	Crude Fulminate.	
Galls.	Galls.	Lbs.	Galls.	Galls.	Lbs.	1905.
132,544·59	447,151·39	70,989	579,695·98	70,980	Ontario.....
120,318·41	190,162·10	36,246	9,917·88	320,398·39	36,246	Quebec.....
5,245·63	12,065·07	17,310·70	New Brunswick.....
2,975·00	60,366·01	63,341·01	Manitoba.....
.....	12,388·78	12,388·78	British Columbia.....
261,083·63	661,767·34	107,226	70,283·89	993,134·86	107,226	Totals.....
1906.						
148,557·59	442,508·17	130,899	6,643·85	597,709·61	130,899	Ontario.....
108,197·22	107,997·31	26,574	16,991·38	233,185·91	26,574	Quebec.....
7,524·60	13,433·35	20,957·95	New Brunswick.....
.....	84,703·18	84,703·18	Manitoba.....
.....	34,628·28	34,628·28	British Columbia.....
264,279·41	598,567·11	157,473	108,338·41	971,184·93	157,473	Totals.....

INLAND REVENUE DEPARTMENT,
OTTAWA, August 29, 1906.

SESSIONAL PAPER No. 12

for the years ended June 30, 1905 and 1906.

Cr.

Entered for Consumption.		Removed to other Divisions.	Free.	Exported.	Remaining in Warehouse.	Totals.	
Vinegar.	Duty.					Vinegar.	Vinegar
Galls.	\$ cts.	Galls.	Galls.	Lbs.	Galls.	Galls.	Lbs.
378,041·35	15,121·60	53,097·04	70,980	148,557·59	579,695·98	70,980
195,014·32	7,800·56	17,186·85	36,246	108,197·22	320,398·39	36,246
9,786·10	391·43	7,524·60	17,310·70
63,341·01	2,533·62	63,341·01
12,388·78	495·54	12,388·78
658,571·56	26,342·75	70,283·89	107,226	264,279·41	993,134·86	107,226
400,219·87	16,008·75	91,347·03	130,899	106,142·71	597,709·61	130,899
170,494·31	6,819·78	16,991·38	13,645·51	26,574	32,054·71	233,185·91	26,574
12,538·04	501·50	8,419·91	20,957·95
67,016·83	2,680·65	7,929·39	9,756·96	84,703·18
24,183·61	967·37	10,444·67	34,628·28
674,452·66	26,978·05	108,338·41	21,574·90	157,473	166,818·96	971,184·93	157,473

	1905.	1906.
Total duty collected, ex-manufactory and ex-warehouse.	\$ 48,441 53	\$ 53,589 73
License Fees	2,700 00	2,525 00
Totals.....	\$ 51,141 53	\$ 56,114 73

W. J. GERALD,
Deputy Minister.

APPENDIX A—Continued—ACETIC ACID.

No. 30.—RETURN of Manufactures for the Year ended June 30, 1906.

DIVISIONS.	LICENSES.		MANUFACTURED.	PAID DUTY EX-MANUFACTORY.		Total Duty collected ex-Manufactory, including License Fees.	
	No.	Fees.	—	Duty.			
				—	—		
	§	Galls.	Galls.	§	cts.	§	cts.
Toronto, Ont.	1	50					50 00
Montreal, Que.	1	50	7,657 37	7,657 37	306 29		356 29
Totals.....	2	100	7,657 37	7,657 37	306 29		406 29

W. J. GERALD,
Deputy Minister.

INLAND REVENUE DEPARTMENT,
OTTAWA, August 29, 1906.

APPENDIX—A—Continued—ACETIC ACID.

No. 31.—COMPARATIVE STATEMENT of Manufactures for the years ended June 30, 1905 and 1906.

PROVINCES.	LICENSES.		MANUFACTURED.	PAID DUTY EX-MANUFACTORY.		WAREHOUSED.	Total Duty collected ex-Manufactory, including License Fees.	
	No.	Fees.	—	Duty.		—		
				—	—			
	§	Galls.	Galls.	§	cts.	Galls.	§	cts.
1905.								
Ontario	1	50	152,387 72	69,339 82	2,773 59	83,047 90	2,823 59	
Quebec	1	50	5,988 64	5,988 64	239 55	289 55	
Totals.....	2	100	158,376 36	75,328 46	3,013 14	83,047 90	3,113 14	
1906.								
Ontario.....	1	50					50 00	
Quebec	1	50	7,657 37	7,657 37	306 29	356 29	
Totals.....	2	100	7,657 37	7,657 37	306 29	406 29	

W. J. GERALD,
Deputy Minister.

INLAND REVENUE DEPARTMENT,
OTTAWA, August 29, 1906.

SESSIONAL PAPER No. 12

APPENDIX A—*Continued*—ACETIC ACID.

No. 32.—WAREHOUSE RETURN for the Year ended June 30, 1906.

DR.

CR.

Remaining in Warehouse from last year.	Total.	DIVISION.	Entered for Consumption.	Duty.	Total.
Galls.	Galls.		Galls.	\$ cts.	Galls.
31,244 '98	31,244 '98	Toronto, Ont.	31,244 '98	1,249 80	31,244 '98

W. J. GERALD,
Deputy Minister.

INLAND REVENUE DEPARTMENT,
OTTAWA, August 29, 1906.

APPENDIX A—Continued—ACETIC ACID.

DR. No. 33.—COMPARATIVE STATEMENT of Warehouse Returns for the years ended June 30, 1905 and 1906. Cr.

Remain- ing in Ware- house from last year.	Ware- housed.		Totals.		PROVINCES.		Barged for Con- sumption.		Duty.		Remain- ing in Ware- house.		Totals.
	Galls.	Galls.	Galls.	Galls.	1905.		Galls.	Galls.	%	cts.	Galls.	Galls.	
34,107.55	83,047.90	117,155.45	Ontario.....	85,910.47	3,436.42	31,244.98	117,155.45						
28,601.58	28,601.58	Quebec.....	28,601.58	1,441.05	28,601.58						28,601.58
62,709.13	83,047.90	145,757.03	Totals.....	114,512.05	4,880.47	31,244.98	145,757.03						145,757.03
31,244.98	31,244.98	Ontario.....	31,244.98	1,219.80	31,244.98						31,244.98

Total duty collected, ex-manufactory and ex-warehouse.....	1905, \$ 7,593.61	1906, \$ 1,556.09
License fees.....	100.00	100.00
	\$ 7,693.61	\$ 1,656.09

INLAND REVENUE DEPARTMENT,
OTTAWA, August 29, 1906.

W. J. GERALD,
Deputy Minister.

SESSIONAL PAPER No. 12

METHYLATED SPIRITS.

No. 34.—STATEMENT showing the quantity of Raw Materials on hand at beginning and end of year, and brought in and used during the year 1905–1906.

DR. (A) CR.

Names of Articles.	Stock on hand, July 1, 1905.	Brought in during the year.	Total to be Accounted for.	Used in manufacture of Methylated Spirits.	Sold.	Stock on hand, June 30, 1906.	Total Accounted for
	Pr'f galls.	Pr'f galls.	Pr'f galls.	Pr'f galls.	Pr'f galls.	Pr'f galls.	Pr'f galls.
Alcohol.....	5,758·50	60,410·40	66,168·90	63,684·95	16·50	2,467·15	66,168·90
Wood Naphtha..	5,603·62	22,078·16	27,681·78	23,809·03	3,872·75	27,681·78

(B)

STATEMENT showing quantity of Raw Materials used, and Methylated Spirits produced therefrom.

Alcohol used, Statement (A) above.	Wood Naphtha used, Statement (A) above.	Methylated Spirits used, Statement (C) below.	Total to be Accounted for.	Methylated Spirits produced.	Loss in Manufacture.		Total Accounted for.
Pr'f galls.	Pr'f galls.	Pr'f galls.	Pr'f galls.	Pr'f galls.	Pr'f galls.	p.c.	Pr'f galls.
63,684·95	23,809·03	87,493·98	84,856·59	2,637·39	3·21	87,493·98

(C)

STATEMENT showing the quantity of Methylated Spirits on hand at beginning and end of year, and brought in, sold and otherwise accounted for during the year.

Stock on hand July 1, 1905.	Manufactured as above, Statement (B)	Brought in during the year.	Total to be Accounted for.	Sold.	Used in Methylated Spirits Warehouse.	Re-used in Manufacture of Methylated Spirits.	Stock on hand June 30, 1906.	Total Accounted for.
Pr'f galls.	Pr'f galls.	Pr'f galls.	Pr'f galls.	Pr'f galls.	Pr'f galls.	Pr'f galls.	Pr'f galls.	Pr'f galls.
3,177·63	84,856·59	88,034·22	83,252·70	4,781·52	88,034·22

W. J. GERALD,
Deputy Minister.

INLAND REVENUE DEPARTMENT,
OTTAWA, August 29 1906.

DR.

No. 35.—HYDRAULIC and other Rents, &c.,

Balances due July 1, 1905.	Rents accrued up to June 30, 1906.	Totals.	Number.	Location.	Original Lessees.	Present Occupants.
% cts.	% cts.	¢ cts.				
100 00	200 00	300 00	1	Ottawa River	Perley & Pattee	J. R. Booth
50 00	100 00	150 00	2	"	Thomson & Perkins	"
150 00	300 00	450 00	3	"	Lyman Perkins	"
150 00	300 00	450 00	4	"	R. Blackburn <i>et al.</i>	McKay Milling Co., Ltd
	100 00	100 00	5	"	J. & J. Petrie	Ottawa Electric Co.
	100 00	100 00	6	"	A. H. Baldwin	"
	300 00	300 00	7	"	Bank of Montreal	Ottawa Elec. Ry. Co.
	400 00	400 00	8	"	Perley & Pattee	Ottawa Investment Co Ltd.
	100 00	100 00	9	"	J. M. Currier	N. S. Blaisdell
	600 00	600 00	10	"	Harris, Bronson & Co.	The Ottawa Power Co.
	200 00	200 00	11	"	Levi Young	Ottawa Elec. Ry. Co.
	104 00	104 00	12	"	J. R. Booth	"
10 00	10 00	20 00	13	"	Bronson & Weston	"
	100 00	100 00	14	"	"	"
	96 00	96 00	15	"	Perley & Pattee	J. R. Booth
80 00	8 00	88 00	16	"	L. M. Coutlée	Mary Conroy
570 84		570 84	17	"	John Rochester	"
	25 00	25 00	18	"	Nérée Tetreau	Thos. Ahearn
200 00		200 00	19	"	Hon. J. Skead	"
96 00		96 00	20	"	"	"
	1 00	1 00	21	"	G. A. Grier & Co.	Ottawa Elec. Ry. Co.
380 00		380 00	22	"	John Rankin	"
75 00	150 00	225 00	23	"	J. R. Booth	"
70 00	5 00	75 00	24	"	Colin Dewar	"
	50 00	50 00	25	"	Bronson & Weston	"
	1 00	1 00	26	"	Alfred Desjardins	"
	100 00	100 00	27	"	The Bronson Co.	"
	10 00	10 00	28	"	Ottawa Electric Co.	"
	1 00	1 00	1	St. Lawrence	Quebec Harb. Commissioners	"
175 00	25 00	200 00	2	"	Rich. & Ont. Nav. Co.	"
1 00	1 00	2 00	3	Quebec	Corporation of Quebec	"
	1 00	1 00	4	"	Narcisse Blais	"
	1 00	1 00	5	Roulean Harbour	School Trustees	"
1 00	1 00	2 00	6	Collingwood	Great Northern Trans. Co.	"
1 00	1 00	2 00	7	Ottawa	E. G. Laverdure	"
	1 00	1 00	8	Walkerton, Ont.	D. Robertson & J. Rowland	"
	1 00	1 00	9	Three Rivers	Corp'n of Three Rivers	"
100 00	100 00	200 00	10	"	W. Ritchie	"
165 00		165 00	11	British Columbia	A. Peel	"
90 00		90 00	12	"	Jonathan Maury	"
25 00	25 00	50 00	13	"	Roderick Finlayson	"
25 00	25 00	50 00	14	"	Joseph Spratt	"
	1 00	1 00	15	"	Bank of Brit. Columbia	"
	1 00	1 00	16	"	W. Dold	"
	12 00	12 00	17	"	D. W. Gordon	"
5 00		5 00	18	"	S. Williams	"
15 00	5 00	20 00	19	"	Geo. A. Huff	"
1 00	1 00	2 00	20	"	Can. Pac. Ry. Co.	"
	50 00	50 00	21	"	John Reid	"

6-7 EDWARD VII., A. 1907

DR.

No. 35.—HYDRAULIC and other Rents, &c.,

Balance due July 1, 1906.	Rents accrued up to June 30, 1906.	Totals.	Number.	Location.	Original Lessees.	Present Occupants.
¢ cts.	¢ cts.	¢ cts.				
70 00		70 00	22	Rivière du Lièvre....	Dom. Phosphate Co., Ltd.	
1 00		1 00	23	Charlottetown.....	Rt. Rev. Bishop McIntyre	Rt. Rev. Bishop McDonald
	16 00	16 00	24	Antigonish, N.S....	L. C. Archibald.	
	1 00	1 00	25	Owen Sound.....	G. T. Railway	
	5 00	5 00	26	County of Grey, Ont.	Jacob Duke Speers.	
240 00		240 00	27	Windsor.....	Archie McNee.	
	1 00	1 00	28	Lévis, Que.....	Cyrille Robitaille	
	5 00	5 00	29	Bayfield, N.S.	Charles L. Gass.	
1 00	1 00	2 00	30	"	"	
5 00	5 00	10 00	31	Village of Brook, Ont	William Pedwell	
2,852 84	3,647 00	6,499 84				

INLAND REVENUE DEPARTMENT,
OTTAWA, August 29, 1906.

SESSIONAL PAPER No. 12

Lessees' Accounts, 1905-1906—*Concluded.*

Cr.

Description of Property.	Number.	Date to which Account is made up.	Paid during the Fiscal Year.	Balances due on June 30, 1906.	Totals.
			\$ cts.	\$ cts.	\$ cts.
Permission to erect a landing at Little Rapids, Rivière du Lièvre	22	April 30, 1898	70 00	70 00
Leave to connect drain to main service of pub. building	23	May 16, 1902	1 00	1 00
Tract of land and water lot, McNair's Cove	24	Dec. 31, 1906	16 00	16 00
Lot of land, west of Sydenham River	25	" 31, 1906	1 00	1 00
Water lot	26	April 8, 1907	5 00	5 00
Lot on Ouelette st., Windsor, Ont.	27	" 30, 1900	240 00	240 00
Ground rent	28	" 4, 1907	1 00	1 00
Water lot	29	Dec. 7, 1906	5 00	5 00
"	30	June 8, 1907	1 00	1 00	2 00
"	31	Mar. 31, 1907	10 00	10 00
Totals			3,608 00	2,891 84	6,499 84

W. J. GERALD,
Deputy Minister.

APPENDIX

No. 35 (A).—HYDRAULIC and other Rents, &c.—

Balances due on July 1, 1906.	Totals.	Number.	Location.	Name of Proprietors.
£ cts.	£ cts.			
LAND SALES—PRINCIPAL ACCOUNT.				
12,092 83	12,092 83	1	Hamilton and Port Dover Road.	Choat & Kern
433 34	433 34	2	Bonner's property, Quebec.	Timothy Sullivan, now M. Murphy
333 34	333 34	3	John Bailey, now Alex. Powell.
300 00	300 00	4	Abraham Thompson
147 80	147 80	5	John Boomer
248 40	248 40	6	John Garbatz, now J. C. Nolan.
154 80	154 80	7	N. H. Bowen
600 00	600 00	8	Estate Robert Reid
333 33	333 33	9	John Chevalier
533 33	533 33	10	Daniel Holden
333 33	333 33	11	George Creeley
63 00	63 00	12	Thomas McAdam
15,573 50	15,573 50			
LAND SALES—INTEREST ACCOUNT.				
6,298 25	6,298 25	1	Hamilton and Port Dover Road.	Choat & Kern (matured)
558 00	558 00	2	Bonner's property, Quebec.	Timothy Sullivan, now M. Murphy
120 00	120 00	3	John Bailey, now Alex. Powell.
306 00	306 00	4	Abraham Thompson
155 22	155 22	5	John Boomer
275 82	275 82	6	John Garbatz, now J. C. Nolan.
208 95	208 95	7	N. H. Bowen
828 00	828 00	8	Estate Robert Reid
190 00	190 00	9	John Chevalier
298 68	298 68	10	Daniel Holden
35 91	35 91	11	George Creeley
100 00	100 00	12	Thomas McAdam
100 00	100 00	13	Joseph Brook, tenant
9,474 83	9,474 83			

INLAND REVENUE DEPARTMENT,
OTTAWA, August 29, 1906.

SESSIONAL PAPER No. 12

A—Concluded.

LESSEES' Accounts, 1905-1906.—Concluded.

Description of Property.	Number.	Date to which the account is made up.	Balances due on June 30, 1906.		Totals.	
			\$	cts.	\$	cts.
Hamilton and Port Dover and Caledonia Bridge.....	1		12,092	83	12,092	83
Lot No. 1, Wolfe Street.....	2		433	34	433	34
" 9 ".....	3		333	34	333	34
" 49 ".....	4		300	00	300	00
" 73 and 74, Tower Street.....	5		147	80	147	80
" 64, Wolfe Street, and 211 and 252 Ware Street.....	6		248	40	248	40
" 67 and 68, Monument Street.....	7		154	80	154	80
" 22 and 23, Wolfe Street.....	8		600	00	600	00
" 32, Wolfe Street.....	9		333	33	333	33
" 65 and 66, Wolfe Street.....	10		533	33	533	33
" 31, Wolfe Street.....	11		333	33	333	33
" 135, Church Street.....	12		63	00	63	00
			15,573	50	15,573	50
Lot No. 1, Wolfe Street.....	1	June 30, 1874.	6,298	25	6,298	25
" 9 ".....	2	May 1, 1889..	558	00	558	00
" 49 ".....	3	" ..	120	00	120	00
" 73 and 74, Tower Street.....	4	" ..	306	00	306	00
" 64 Wolfe Street, and 211 and 252 Ware Street.....	5	" ..	155	22	155	22
" 67 and 68, Monument Street.....	6	" ..	275	82	275	82
" 22 and 23, Wolfe Street.....	7	" ..	208	95	208	95
" 32, Wolfe Street.....	8	" ..	828	00	828	00
" 65 and 66, Wolfe Street.....	9	Nov. 1, 1863..	190	00	190	00
" 31, Wolfe Street.....	10	" ..	298	68	298	68
" 135, Church Street.....	11	" ..	35	91	35	91
Monument Hotel.....	12	" ..	100	00	100	00
	13	" ..	100	00	100	00
			9,474	83	9,474	83

W. J. GERALD,
Deputy Minister.

APPENDIX B.—No. 1.—Details of Excise Expenditures, 1905–1906—Continued.

To whom paid.	Service.	DEDUCTIONS FOR			Amounts paid.	Total amounts paid.
		Retire- ment.	Superan- nuation.	Guarantee		
	<i>London—Con.</i>	\$ cts.	\$ cts.	\$ cts.	\$ cts.	\$ cts.
Thrasher, W. A.	Salary as Deputy Collector for year.	83 69		3 60	1,587 67	
Rose, J. A.	" " " "	64 96		3 60	1,231 44	
Coles, F. H.	" Accountant for year.		25 80	4 32	1,259 88	
Wilson, D.	" " " "		22 96	2 88	1,124 16	
Stewart, J.	" 1st Class Exciseman for year.		22 44	2 88	1,099 61	
Lee, E.	" " " "		22 44	2 88	1,099 61	
Girard, I.	" " " "		22 44	2 88	1,099 61	
Boyle, P.	" " " "	71 76	33 65	2 88	1,016 64	
Davis, J.	" " Exciseman from 1 July 1905, to March 1, 1906.					
	Resigned.		14 00	1 92	509 08	
Foster, H.	" 1st Class Exciseman for year.		37 56	2 88	1,034 52	
Webbe, C. E. A.	" 2nd " " "		19 02	2 88	934 26	
Tracy, J. P.	" 2nd " " "		19 02	2 88	934 26	
Talbot, J.	" 3rd " " "	40 44		2 88	766 68	
Whitehead, J. P.	" Deputy Collector for year.	32 48		2 88	614 64	
Fiddes, Jas.	" " " "	26 63		2 88	503 57	
Fleming, C.	" 3rd Class Exciseman for year.	27 48		2 40	520 09	
	Salaries.	347 44	324 52	62 64	20,880 37	
	Contingencies.				760 66	
	<i>Ottawa.</i>					21,641 03
Freeland, A.	Salary as Collector for year.	85 98		7 20	1,626 78	
McGuire, T.	" Deputy Collector for year.	64 96		3 60	1,231 44	
Slattery, R.	" 1st Class Exciseman for year.		22 44	2 88	1,099 61	
Fox, T.	" " " "		22 44	2 88	1,099 61	
Hinchey, E. H.	" Accountant for year.		19 96	4 32	975 72	
Bennett, Jas.	" Deputy Collector for year.	45 00		2 88	852 12	
Laporte, G.	" " " "		16 96	2 88	830 16	
Casey, J.	" 3rd Class Exciseman for year.	31 44		2 88	595 68	
	Salaries.	227 38	81 80	29 52	8,311 12	
	Contingencies.				259 17	
	<i>Owen Sound.</i>					8,570 29
Graham, W. J.	Salary as Collector for year.		11 62	3 60	1,501 38	
Nichols, J. T.	" Deputy Collector from July 1, '05 to Feb. 1, '06 (died).		21 48	1 68	570 01	
Johnson, J. J.	" 1st Class Exciseman for year.		21 44	2 88	1,050 60	
Chisholm, W. N.	" Deputy Collector for year.	53 69		3 60	1,044 96	
Blyth, A.	" 2nd Class Exciseman for year.	7 88		2 88	1,018 39	
Cryderman, C. W.	" Deputy Collector from April 20 to June 30, '06.			0 72	149 16	
	Salaries.	61 57	54 54	15 36	5,334 50	
	Contingencies.				644 94	
	<i>Porth.</i>					5,979 44
McLennaghan, N.	Salary as Collector for year.	78 42		7 20	1,484 34	
Mason, F.	" Special Class Exciseman for year.		33 00	4 32	1,612 68	
Goodman, A. W.	" 1st Class Exciseman for year.		22 44	2 88	1,099 61	
Noonan, H. T.	" Deputy Collector for year.	49 76		3 60	770 64	
Clarke, T.	" " " "	40 04		2 88	757 08	
Rowan, W. E.	" " " "	25 04		2 88	472 08	
Egan, W.	" " " "			2 88	397 08	
Baikie, D.	" " " "	25 04		3 60	471 36	
George, J.	" " " "	10 04		2 88	187 08	

APPENDIX B.—No. 1.—Details of Excise Expenditures, 1905-1906.—Continued.

To whom paid.	Service.	DEDUCTIONS FOR			Amounts paid.	Total amounts paid.	
		Retire- ment.	Superan- nuation.	Guarantee			
		£	cts.	£	cts.	£	cts.
<i>St. Catharines—Con.</i>							
Schram, R. L. H.	Salary as 2nd Class Exciseman for year		31 92	2 7/8	878 88		
Simpson, W. A.	1st " " "	51 17		2 7/8	970 92		
	Salaries	51 17	112 90	18 7/2	5,062 02		
	Contingencies				387 69		
						5,449 71	
<i>Toronto.</i>							
Frankland, H. R.	Salary as Collector for year	116 16		14 40	2,194 44		
Gerald, C.	Special Class Exciseman for year		36 00	4 3/2	1,759 68		
Henderson, W.	Deputy Collector for year		33 48	3 60	1,637 88		
Boomer, J. B.	Accountant " "		30 00	4 3/2	1,465 68		
McKenzie, J. H.	Deputy Collector " "	80 58		3 60	1,528 32		
Metcalf, W. F.	Special Class Exciseman for year		27 48	4 3/2	1,343 16		
Boyd, S. I.	Deputy Collector		24 00	2 7/8	1,173 12		
Diek, J. W.	Special Class Exciseman for year		28 04	4 3/2	1,367 64		
Evans, G. T.	" " "		27 48	4 3/2	1,343 16		
Jamieson, J. C.	" " "		27 48	4 3/2	1,343 16		
Flynn, D. J.	" " "		25 44	4 3/2	1,245 17		
Shanacy, M.	Deputy Collector for year		22 04	2 7/8	1,075 08		
Elliott, T. H.	" " "	57 52 1/2		2 7/8	1,047 84		
Dudley, W. H.	Insurance	41 76 1/2					
Dudley, W. H.	1st Class Exciseman for year		22 44	4 3/2	1,098 17		
Coleman, C.	Deputy Collector		19 96	2 7/8	977 16		
Helliwell, H. N.	1st Class Exciseman " "		22 44	2 7/8	1,099 61		
O'Leary, T. J.	1st " " "		22 44	2 7/8	1,099 61		
Graham, W. T.	1st " " "		22 44	2 7/8	1,099 61		
Doyle, B. J.	1st " " "		22 44	2 7/8	1,099 61		
Cooke, W. R.	1st " " "		22 44	2 7/8	1,099 61		
Howard, W. W. S.	1st " " "		22 44	2 7/8	1,099 61		
Hurst, L. B.	1st Class Exciseman from July, '05 to Mar. 29, '06 and promoted to Special Class Exciseman from Mar. 29 to June 30, '06		22 71	3 2/4	1,111 89		
Wardell, R. S. R.	1st Class Exciseman for year		39 29	2 7/8	1,082 76		
Barber, J. S.	2nd " " "		19 02	2 7/8	934 26		
Murray, A. E.	2nd " " "		19 02	2 7/8	934 26		
Dager, H. J.	Deputy Collector " "	45 00		2 7/8	852 12		
Brentnall, F. F.	" " from July 1 to Aug. 31, '05, transferred to Brantford and brought from Brantford, from Feb. 1 to June 30, '06	30 59		1 6/8	580 23		
Coulter, A.	1st Class Exciseman for year		37 56	2 7/8	1,034 52		
Ritchie, H.	Deputy Collector " "	43 71		2 7/8	828 36		
Jones, A.	1st Class Exciseman " "		16 50	2 7/8	805 62		
Falconer, R. H.	1st " " "		53 69	2 7/8	1,018 39		
Graham, A. L.	1st " " "		53 69	2 7/8	1,018 39		
Burns, R. J.	1st " " "		53 69	2 7/8	1,018 39		
Mahoney, H.	1st " " "		53 69	2 7/8	1,018 39		
Gillies, A. L.	1st " " "		51 17	2 7/8	970 92		
Walsh, W. H.	2nd " " "		43 50	2 7/8	824 82		
Fielding, L. G.	Stenographer " "		21 48		408 48		
	Salaries	746 23	612 58	127 3/2	41,639 12		
	Contingencies				1,613 02		
						43,252 14	

APPENDIX B.—No. 1.—Details of Excise Expenditures, 1905—1906—Continued.

To whom paid.	Service.	DEDUCTIONS FOR			Amounts paid.	Total amounts paid.
		Retire- ment.	Superan- nuation.	Guarantee		
<i>Montreal—Con.</i>		% cts.	\$ cts.	% cts.	\$ cts.	\$ cts.
Forest, E. R.	Salary as Accountant for year		28 04	7 20	1,364 76	
Fox, J. D.	" " "		29 84	4 32	1,455 84	
Lane, T. M.	" " "		25 04	2 88	1,222 08	
Walsh, D. J.	Special Class Exciseman for year		28 96	4 32	1,416 72	
Scullion, W. J.	2nd Class Exciseman for year		22 44	2 88	1,099 61	
Normandin, G.	1st " " from July 1 to Sept. 1, 1905—Resigned and re-appointed to his former position from Dec. 19, 1905, to June 30, 1906.....		38 56	2 14	731 01	
Chagnon, C. P.	Deputy Collector for year		49 96	7 20	942 84	
Malo, T.	2nd Class Exciseman for year		7 75	1 20	380 60	
Dumouchel, L.	" " "		19 02	2 88	934 26	
Courtney, J. J.	" " "		19 02	2 88	934 26	
Verner, F.	" " "		19 02	2 88	934 26	
Dixon, H. G. S.	" " "		19 02	2 88	934 26	
Andrews, A. A.	" " "		33 41	2 88	919 87	
Cold, H. J. S.	" " "		19 02	2 88	934 26	
Renaud, A. H.	1st " "		37 56	2 88	1,034 52	
Desaulniers, J. E. A.	1st " "		53 69	2 88	1,018 39	
Laurier, J. L.	2nd " "		45 59	2 88	865 21	
Snowden, J. W.	1st " " from July 1, 1905, to Mar. 31, 1906—Promoted to Special Class Exciseman from April 1 to June 30, 1906.....		54 99	3 24	1,042 55	
Millier, E.	3rd Class Exciseman for year		16 50	2 88	805 62	
Panneton, G. E.	3rd " " "		16 50	2 88	805 62	
Costigan, J. J.	3rd " " "		16 20	2 88	790 92	
O'Flaherty, E. J.	3rd " " "		16 50	2 88	805 62	
Brabant, J. B. G. N.	3rd " " "		18 18	2 88	892 62	
Blair, A. P.	3rd " " "		16 50	2 88	805 62	
Ryan, W.	3rd " " "		41 21	2 88	780 91	
Mainville, C. P.	3rd " " "		16 50	2 88	805 62	
Daveluy, J. P.	3rd " " from July 1, 1905, to Mar. 1, 1906—Transferred to Joliette.....		27 21	1 92	515 87	
Comte, L. A. A. J.	2nd Class Exciseman for year		31 92	2 88	878 88	
Kearney, D. J.	1st " " "		53 69	2 88	1,018 39	
Bonsquet, J. O.	1st " " "		53 69	2 88	1,018 39	
Lambert, J. A.	2nd " " "		45 59	2 88	865 21	
Maranda, N. A.	3rd " " "		36 00	2 88	681 12	
David, T.	2nd " " "		45 59	2 88	865 21	
Harwood, J. O. A.	2nd " " "		45 59	2 88	865 21	
Bryere, H. P.	Deputy Collector for year		32 48	3 60	613 92	
Patterson, C. E. A.	" " "		34 96	3 60	661 44	
Marin, L. H.	3rd Class Exciseman for year		34 44	2 88	652 68	
Gauvin, E.	2nd " " "		45 59	2 88	865 21	
Bernier, J. A.	1st " " from July 1 to Aug., 1905—Removed to Joliette.....		4 37	0 24	82 89	
St. Michel, F. X.	Deputy Collector for year		25 04	3 60	471 36	
Lamoureux, J. A.	2nd Class Exciseman for year		43 50	2 88	824 82	
Crevier, L. H.	3rd " " "		30 72	2 88	581 40	
Longtin, H.	2nd " " "		43 50	2 88	824 82	
Thurber, G.	3rd " " "		29 55	2 88	558 68	
Milot, J. F.	3rd " " "		28 73	2 88	543 36	
Ledoux, A.	Stenographer.....		21 48	2 88	405 60	
O'Donnell, M. J.	Messenger.....		31 96		668 04	

SESSIONAL PAPER No. 12

APPENDIX B.—No. 1.—Details of Excise Expenditures, 1905-1906—Continued.

To whom paid.	Service.	DEDUCTIONS FOR			Amounts paid.	Total amounts paid.
		Retire- ment.	Superan- nuation.	Guarantee		
		\$ cts.	\$ cts.	\$ cts.	\$ cts.	\$ cts.
<i>Montreal—Con.</i>						
Graveline, D. P.	Salary as Probationary 3rd Class Excise- man from Feb. 6 to June 30, 1906.	10 03		1 15	189 68	
	Salaries	1007 71	533 38	163 25	42,976 93	
	Contingencies				5,256 54	
						48,233 47
<i>Quebec.</i>						
LaRue, Geo.	Salary as Collector for year		47 40	7 20	2,315 40	
Cahill, J. H.	" Deputy Collector for year			3 60	1,496 32	
Patry, J. H.	" " "	80 58		3 60	1,528 32	
Coleman, J. J.	" 1st Class Excise- man for year		22 44	2 88	1,099 61	
LaRue, A.	" Deputy Collector "		31 44	3 60	861 96	
Bourget, O.	" Unclassified Excise- man for year		16 96	2 88	830 16	
Lenoine, J.	" 3rd Class "		16 50	2 88	805 62	
Lépine, L.	" 3rd " from 1st July, to 1st Oct., 1905 (Sup- -erannuated)		4 05	72	197 73	
LaRue, A. P.	" Deputy Collector for year	42 52		3 60	803 88	
Beaulieu, J. B.	" 3rd Class Excise- man "		28 14	2 88	771 48	
Pelletier, N. G.	" Deputy Collector "	25 04		3 60	471 36	
Timmons, R.	" 3rd Class Excise- man "	43 50		2 88	824 82	
McGuire, L. J.	" 2nd " "	43 50		2 88	821 82	
Michon, A. E.	" Deputy Collector "	8 30		1 50	156 80	
Courchesne, J. H.	" " from July 1 to Nov. 1, 1905 (Resigned) from Dec. 13, 1905 to June 30, 1906	1 65		60	31 07	
Taylor, G. W.	" Special Class Excise- man for year, brought from St. Hyacinthe, March 1, 1906	5 49		99	103 69	
Rouleau, C. E.	" 3rd Class " "	9 21		1 06	537 50	
	Salaries	259 79	177 93	49 00	14,037 61	
	Contingencies				6,161 06	
						20,198 67
<i>Shirbrooke.</i>						
Simpson, A. F.	Salary as Collector for year		35 57	7 20	1,737 18	
Quinn, J. D.	" Special Class Excise- man for year		27 48	4 32	1,313 16	
Chartier, E.	" Deputy Collector for year	64 96		3 60	1,231 44	
Bowen, F. C.	" 3rd Class Excise- man "	41 21		2 88	780 91	
de Grosbois, C. B.	" 3rd " "	36 72		2 88	695 40	
Rousseau, E. H.	" Deputy Collector "	34 96		3 60	661 44	
	Salaries	177 85	63 05	24 48	6,449 53	
	Contingencies				627 65	
						7,077 18
<i>St. Hyacinthe.</i>						
Benoit, L. V.	Salary as Collector for year	84 00		7 20	1,588 80	
Taylor, G. W.	" Special Class Excise- man from July 1, 1905 to Mar. 1, 1906, Transferred to Quebec		22 00	2 82	1,075 18	
Murray, D.	" 1st Class Excise- man for year		22 44	2 88	1,099 61	
Fortier, J. J. O.	" Deputy Collector "		19 96	2 88	977 16	
Bernard, N. J. D.	" 1st Class Excise- man "	51 17		2 88	970 92	
Langelier, F.	" Deputy Collector "	45 82		1 95	868 89	

SESSIONAL PAPER No. 12

APPENDIX B.—No. 1—Details of Excise Expenditures, 1905–1906—Continued.

To whom paid.	Service.	DEDUCTIONS FOR			Amounts paid.	Total amounts paid
		Retire- ment.	Superan- nuation.	Guarantee		
		\$ cts.	\$ cts.	\$ cts.	\$ cts.	\$ cts.
	DISTRICT INSPECTORS.					
	<i>Ontario.</i>					
Dingman, N. J.	Salary for year.		48 00	9 00	2,343 00	3,061 80
	Contingencies.				718 80	
Stratton, W. C.	Salary for year.		33 28	9 00	2,457 68	2,777 10
	Contingencies.				319 42	
Kenning, J. H.	Salary for year.			9 00	2,391 00	2,833 21
	Contingencies.				342 21	
	<i>Quebec.</i>					
Lawlor, H.	Salary for year.		50 00	9 00	2,441 00	2,812 15
	Contingencies.				371 15	
Rinfret, C. I.	Salary for year.	125 00		9 00	2,366 00	2,627 81
	Contingencies.				261 81	
	<i>New Brunswick.</i>					
Burke, T.	Salary for year.		50 00	9 00	2,441 00	3,082 20
	Contingencies.				641 20	
	<i>Manitoba.</i>					
Barrett, J. K.	Salary for year.		50 00	9 00	2,441 00	3,934 65
	Contingencies.				1,493 65	
	<i>British Columbia.</i>					
Gill, W.	Salary for year.		24 96	9 00	2,466 00	2,950 34
	Contingencies.				484 34	
	<i>Inspector of Bonded Factories.</i>					
Stratton, W. C.	Salary for year.		4 00		296 00	472 91
	Contingencies.				176 91	
	<i>Inspector of Breweries and Malt Houses.</i>					
Barrett, J. K.	Salary for year.		6 00		294 00	1,159 80
	Contingencies.				865 80	
	<i>Inspector of Distilleries.</i>					
Kenning, J. H.	Salary for year.				300 00	767 17
	Contingencies.				467 17	
	<i>Inspector of Tobacco Factories.</i>					
Lawlor, H.	Salary for year.		6 00			294 00

APPENDIX B.—No. 1.—Details of Excise Expenditures, 1905-1906—*Continued.*

To whom paid.	Service.	Amounts paid.	Total amounts paid.
	<i>General Excise.</i>	\$ cts.	\$ cts
American Bank Note Co.	To pay for stamps and labels supplied.....	39,000 00	
British American Bank Note Co.	To pay for bottling labels.....	5,840 10	
The Pritchard & Andrews Co.	Rubber stamps, pads, daters, repairs, &c.....	212 75	
Edwards, W. C. & Co.	Lumber and cartage	89 24	
Negretti & Zambra	100 thermometers and freight on same.....	252 6	
Butterworth & Co.	12 tobacco ovens at \$9.50.....	114 00	
Taylor, G. W.	Travelling expenses.....	135 42	
Gerald, C.	"	136 25	
Gerald, W. H.	"	51 85	
Oertling, L.	Repairing 16 hydrometers and 2 petroleometers	97 45	
Reid, Thomas.....	Law costs in <i>re</i> Rex vs. J. Cosgrove.....	82 00	
Eimer & Amend.....	3 doz. burettes and 3 doz. flasks, &c.	67 50	
Dring & Fage.....	3 doz. receiver bottles for wine still.....	12 77	
Registrar of the Exchequer Court.....	2 writs of assistance in favour of D. Murray and R. Slattery.....	5 86	
Thornton & Trueman.....	Repairing locks and keys.....	10 95	
Lyman & Sons.....	Apparatus for officer H. L. Berry	6 36	
Graves Bros.....	General hardware supplied.....	4 61	
Whithead, Mrs. J.	Cleaning storerooms, for the year.....	156 50	
Michon, A.	Cartage.....	1 00	
Grand Trunk Ry. Co.	Freight.....	6 44	
Canadian Pacific Ry. Co.	"	23 78	
Canadian Express Co.	Express charges	41 16	
Dominion Express Co.	"	47 35	
Canada Atlantic Ry. Co.	Freight	5 25	
Potvin, N.	Petty expenses.....	1 17	
	Total general contingencies.....		46,402 4
	<i>Law Costs.</i>		
Kobitaille & Roy.....	Law costs in <i>re</i> Rex vs. J. E. Lamothe.....	14 50	
"	" " A. S. Dombrowski.....	19 50	
"	" " N. Dion.....	10 00	
"	" " J. F. Demers.....	10 76	
"	" " P. Gervais.....	33 30	
Gouin, Hon'ble Lomer	" " J. R. Beauchamp.....	10 00	88 00
"	" " W. Bousquet.....	10 00	
"	" " M. Zadina.....	25 20	
"	" " Hyman Baisky.....	20 00	
Davis, T. L.	" " J. J. Cosgrove.....	65 20
McHarg, W. H.	" " J. C. Young.....	20 00	75 00
"	" " Lin Chrs.....	20 00	
"	" " Tamoki, J.....	20 00	
Fagan, T. P.	" " J. Brossard.....	69 00
Foran, T. P.	" " "	15 80
			10 00
	Total for law costs.....		314 00

SESSIONAL PAPER No. 12

APPENDIX B.—No. 1.—Details of Excise Expenditures, 1905-06—Continued.

To whom paid.	Place of Residence.	Service.	Amounts paid.	Total amounts paid.
			<i>Commission to Customs Officers.</i>	
			\$	cts.
			\$	cts.
Ross, W. T.	Pictou, Ont.	From July 1, 1904 to June 30, 1906.	149	02
Fraser, R.	Trenton, Ont.	" "	342	80
Watson, G.	Collingwood, Ont.	" "	492	80
Lownsbrough W.	Lindsay, Ont.	" "	208	95
Daly, James A.	Campbellford, Ont.	" "	292	80
Britton, W. H.	Gananoque, Ont.	" "	274	20
Brodeur, S. A.	Valleyfield, Que.	" "	492	80
Kavanagh, A. J.	Gaspé, Que.	" "	275	96
Cauchon, Alp.	Lac Mégantic, Que.	" "	273	76
Rathford, C. E.	Amherst, N. S.	" "	271	58
McPherson, Jos.	North Sydney, N.S.	" "	292	80
McDonald, J. F.	New Glasgow, N. S.	" "	492	80
Street, A. F.	Fredericton, N. B.	" "	492	80
Gilhuly, R. H.	Selkirk, Man.	" "	285	20
Pound, T. J.	Morden, Man.	" "	392	80
Mathers, T. J.	Gretna, Man.	" "	254	37
Bimney, J. W.	Moncton, N. B.	" "	492	80
Park, W. A.	New Castle, N. B.	" "	292	80
Anderson, J. J.	Sackville, N. B.	" "	267	22
Kirk, James T.	Sussex, N. B.	" "	249	95
Gilpin, R. R.	Grand Forks, B. C.	" "	342	80
Bushy, E. S.	Dawson, Yukon	" "	492	80
Vallean, A. S.	Deseronto, Ont.	" "	292	80
Allison, John B.	Napanee, Ont.	" "	392	80
Macpherson, M. J.	Kincardine, Ont.	" "	20	89
English, J. J.	Maple Creek N.W.T.	" "	48	97
Cameron, A. McK.	Meaford	to December 20, 1905.	244	72
Ferguson, D.	Chatham, N. B.	to April 30, 1905.	205	33
Marsh, R. J. F.	Fort Francis, Man.	to June 30, 1905.	38	82
Walton, E. J. R.	Medicine Hat N.W.T.	" "	26	43
McKenzie, W.	North Bay, Ont.	" "	246	40
Gardner, W.	Macleod, N. W. T.	" "	94	00
Conway, T. D.	Ladysmith, B. C.	" "	18	40
Boyd, A.	Antigonish, N. S.	1905 1906.	107	43
McKenzie, Geo.	Moose Factory	January 1, 1906	83	35
Watt, Geo	Chatham, N. B.	May 1, 1905	287	47
Ferguson, J. W.	Saskatoon, Man.	July 1, 1905	196	40
White, H.	Cranbrook, B. C.	March 1, 1905	82	13
Jackson, H. B.	Rainy River, Man.	December 8, 1904	307	53
Browne, George.	Meaford, Ont.	December 19, 1905	99	49
Bushy, E. S.	Dawson, Yukon	Guarantee 24 mos. up to June 30, 1906	7	20
Conway, T. D.	Ladysmith, B. C.	" "	7	20
English, J. J.	Maple Creek, N.W.T.	" "	7	20
Gilhuly, H. R.	Selkirk, Man.	" "	7	20
Gilpin, R. R.	Grand Forks, B. C.	" "	7	20
Mathers, T. J.	Gretna, Man.	" "	7	20
Pond, J. T.	Morden, Man.	" "	7	20
Daly, James A.	Campbellford, Ont.	" "	7	20
Macpherson, M. J.	Kincardine, Ont.	" "	7	20
Watson, G.	Collingwood, Ont.	" "	7	20
Anderson, J. J.	Sackville, N.B.	" "	7	20
Bimney, J. W.	Moncton, N.B.	" "	7	20
Kirk, L. J.	Sussex, N. B.	" "	7	20
McDonald, J. F.	New Glasgow, N.B.	" "	7	20
McPherson, Jos.	North Sydney, N.S.	" "	7	20
Park, W. A.	New Castle, N.B.	" "	7	20
Ratchford, C. E.	Amherst, N.S.	" "	7	20
Street, A. F.	Fredericton, N.B.	" "	7	20
Allison, J. B.	Napanee, Ont.	" "	7	20
Britton, W. H.	Gananoque, Ont.	" "	7	20
Fraser, R.	Trenton, Ont.	" "	7	20
Ross, W. T.	Pictou, Ont.	" "	7	20

APPENDIX B.—No 1.—Details of Excise Expenditures, 1905-1906—Continued.

To whom paid.	Place of Residence.	Service.	Amounts paid.	Total amounts paid.
<i>Commission to Custom Officers.</i>			\$ cts.	\$ cts.
Valleau, A. S.	Deseronto, Ont.	Guarantee 24 mos. up to June 30, 1906.	7 20	
Brodeur, S. A.	Valleyfield, Que.	" "	7 20	
Cauchon, Alp.	Lac Mégantic.	" "	7 20	
Lownsbrough, W.	Lindsay, Ont.	" "	7 20	
Boyd, A.	Antigonish, N.S.	12 June 30, 1905.	3 60	
Ferguson, J. W.	Saskatoon, Man.	" "	3 60	
Stanley, T. D.	St. Mary's, Ont.	" "	3 60	
Tyson, A. M.	Wiarion, Ont.	" "	3 60	
Clarke, A. J.	Campobello, N.B.	" "	3 60	
Nadeau, M.	Claire, N.B.	" "	3 60	
McKenzie, W.	North Bay, Ont.	" "	3 60	
Campbell, G.	Movie City, B.C.	" "	3 60	
Douglass, H.	Banff, Albt., N.W.T.	" "	3 60	
Gardner, W.	Macleod, N.W.T.	" "	3 60	
Marsh, R. J. F.	Fort Francis	" "	3 60	
Stevenson, J. R.	Moose Jaw	" "	3 60	
White, H.	Cranbrook, B.C.	March 1, 1905 to June 30, 1905.	1 20	
Walton, E. J. R.	Medicine Hat, N.W.T.	July 13, 1904 to June 30, 1906.	7 08	
Jackson, H. B.	Rainy River	Jan. 1, 1905, to "	5 40	
Watt, G.	Chatham, N.B.	May 1, 1905, to "	4 20	
McKenzie, Geo.	Moose Factory	Jan. 1, 1905, to "	1 80	
Brown, Geo.	Meaford, Ont.	Dec. 19, 1905, to "	1 92	
Beauchesne, P. C.	Paspébiac.	July 1, 1905, to Jan. 31, 1906.	2 10	
Ferguson, D.	Chatham, N.B.	Sept. 1, 1904, to June 30, 1905.	3 00	
Cameron, A. McK.	Kincardine, Ont.	July 1, 1904, to December, 1905.	5 28	
Kavanagh, A. J.	Gaspé, Que.	June 1, 1904, to June 30, 1906.	7 20	
Veniot, P. J.	Bathurst, N.B.	June 1, 1903, to June 30, 1905.	7 20	
Total to Customs Officers			10,493 95	10,493 95
<i>Commission on Tobacco Stamps.</i>				
Grignon, A.	St. Eustache.	Allowance 5 per cent on sale of stamps.	10 34	
Forest, J. O. F.	L'Épiphanie.	" "	5 13	
Lapierre, J.	St. Alexis.	" "	19 30	
Total			34 77	34 77
<i>Sundry Expenditures.</i>				
Fréchette, A.		Technical translation		19 37
Miller, J. E.		To pay for provisional allowance.	523 25	
Gosnell, T. S.		" "	324 74	
Saucier, X.		" "	175 00	
Jones, R.		" "	75 00	
Total			1,097 99	1,097 99

SESSIONAL PAPER No. 12

APPENDIX B.—No. 1—Details of Excise Expenditures, 1905–1906—Continued.

To whom paid.	Service.	Amounts paid.	Total amounts paid.
	<i>Duty-paid.</i>	\$ cts.	\$ cts.
Bontellier, G. A.	From July 1, 1905, to June 30, 1906.	200 00	
McArthur, G.	" "	150 00	
Brennan, J.	" "	100 00	
Thomas, R.	" "	100 00	
Chilver, F. W.	" "	100 00	
Falconer, J. E.	" "	100 00	
Adams, A. R.	" "	100 00	
Bayard, G. A.	" "	100 00	
Cahill, J. W.	" "	100 00	
Marcon, F. E.	" "	100 00	
Keogh, P. M.	" "	100 00	
Berry, H. L.	" "	150 00	
Gerald Chas.	" "	200 00	
Jamieson, R. C.	" "	150 00	
Hurst, L. B.	" "	100 00	
O'Leary, T. J.	" "	100 00	
Doyle, B. J.	" "	100 00	
Howard, W. W. S.	" "	100 00	
Graham, W. T.	" "	100 00	
Jones, A.	" "	100 00	
Dawson, W.	" "	100 00	
Howie, A.	" "	150 00	
Bish, P. (Estate of).	" "	100 00	
Woodward, G. W.	" "	100 00	
Egener, A.	" "	100 00	
Baby, W. A. D.	" "	100 00	
Brennan, D. J.	" "	150 00	
O'Brien, J. F.	" "	116 66	
Bishop, James.	" "	100 00	
Standish, J. G.	" "	100 00	
McFee, A. C.	" "	100 00	
Wilson, H. R.	" "	100 00	
Gerald, W. H.	" "	150 00	
Macdonald, A. B.	" "	150 00	
Keeler, G. S.	" "	100 00	
McPherson, E. A.	" "	100 00	
Earl, Edgar.	" "	100 00	
Mason, F.	" "	100 00	
Goodman, A. W.	" "	100 00	
Gow, John C.	" "	150 00	
Bernier, J. A.	" "	150 00	
Olivier, H.	" "	100 00	
Ralston, T.	" "	100 00	
Walsh, D. J.	" "	150 00	
Snowden, J. W.	" "	100 00	
Taylor, G. W.	" "	150 00	
Bernard, A. J. D.	" "	100 00	
Allen, G. A.	" "	200 00	
McLachlan, H.	" "	100 00	
Cameron, D. M.	" "	200 00	
Dick, J. W.	" "	200 00	
Quinn, J. D.	" "	150 00	
Coleman, J. J.	" "	150 00	
Mulrooney, G.	" "	75 00	
Desaulniers, J. E. A.	" "	200 00	
Millier, E.	" "	150 00	
Scullion, W. J.	" "	100 00	
Traversy, F. X.	" "	100 00	
Murray, D.	" "	150 00	
Weyms, Chrs.	" "	100 00	
Johnson, J. J.	" "	100 00	
Young, R. E.	" "	200 00	

APPENDIX B.—No. 1.—Details of Excise Expenditures, 1905–1906—*Concluded.*

To whom paid.	Service.	Amounts paid.	Total amounts paid.
		§ cts.	§ cts.
McCoy, W.	From July 1, 1905, to February, 11, 1906.....	92 40	
Moreau, A.	" " " 15, 1906.....	62 50	
Malo, T.	" " " October, 9, 1905.....	27 40	
Coulter, A.	From November 7, 1905, to June 30, 1906.....	65 07	
Martin, N.	" " August 6, 1905,	90 55	
Laurier, J. L.	" " October 14, 1905, to November 1, 1905.....	4 89	
Davidson, J.	" " November 2, 1905, to June 30, 1906.....	66 30	
Dumaine, J. D.	" " July 3, to July 15, 1905, and from Sept. 12, to Sept. 27, 1905, and from February 20, 1906, to June 30, 1906.....	43 76	
Hayhurst, T. H.	" " March 1, 1906, to June 30, 1906.....	33 32	
Brown, W. J.	" " February 12, 1906, to June 30, 1906.....	57 60	
Daveluy, J. P.	" " " "	37 50	
Brain, A. F.	" " " 10, "	36 72	
	Total duty-pay.....		8,259 67
	Grand total.....		479,516 77
	ADD—Printing.....	4,013 94	
	Stationery.....	1,513 81	
	Lithographing and engraving, &c.....	73 00	
			5,600 75
	Authorized disbursements (less superannuation, insur- ance, retirement and guarantee).....		485,117 52
	ADD—Balances due to Collectors, July 1, 1905.....	49 98	
	" " by " " 1906.....	343 98	
			393 06
			485,510 58
	LESS—Balances due by Collectors, July 1, 1905.....	343 98	
	" " to " " 1906.....	603 79	
			947 77
	Actual disbursements agreeing with Statement No. 4, page 12.....		484,562 81

W. J. GERALD,

Deputy Minister.

INLAND REVENUE DEPARTMENT,

OTTAWA, August 29, 1906.

SESSIONAL PAPER No. 12

APPENDIX B—Continued.

No. 2.—DISTRIBUTION of Seizures for the Year ended June 30, 1906.

Divisions.	To whom paid.	Service.	Amounts paid.	Totals.
			\$ cts.	
Belleville.....	Brown, W. J.....	For his share of seizure, No. 11.....	50 00	
		" " " ".....	3 00	
				53 00
London.....	Alexander, T.....	To pay informer penalty in seizure, No. 69.....	25 00	
		" " " " 70.....	25 00	
				50 00
	Floody, E.....	For his share of seizure, No. 69.....	18 58	
		" " " " 70.....	18 57	
				37 15
Ottawa.....	Freeland, A.....	To pay informer penalty in seizure, No. 209.....	12 50	
		" " " " 210.....	5 00	
		" " " " 215.....	112 50	
		" " " " Genl. " 4927.....	12 50	
				142 50
		For his share of seizure, No. 208.....		5 55
	Slattery, R.....	" " " " 209.....	10 02	
		" " " " 210.....	93	
				15 60
	McGuire, T.....	" " " " 209.....	10 03	
		" " " " 210.....	02	
		" " " " 211.....	4 25	
				14 30
Stratford.....	Rennie, G.....	To pay informer penalty in seizure, No. 104.....		25 00
	Floody, E.....	For his share of seizure, No. 104.....		15 65
Toronto.....	Frankland, H. R.....	To pay informer penalty in seizure, No. 410.....	25 00	
		" " " " 411.....	12 50	
		" " " " 412.....	25 00	
		" " " " 413.....	5 00	
		" " " " 414.....	25 00	
		" " " " 415.....	25 00	
		" " " " 417.....	5 00	
				122 50
		For his share of seizure, No. 410.....	12 50	
		" " " " 411.....	6 25	
		" " " " 416.....	25 00	
		" " " " 417.....	5 00	
				48 75
	Mahoney, H.....	" " " " 410.....	12 50	
		" " " " 414.....	25 00	
		" " " " 415.....	19 40	
				56 90
	Henderson, W.....	" " " " 411.....	6 25	
		" " " " 412.....	15 00	
				21 25
	Floody, E.....	" " " " 413.....		5 00
Joliette.....	Labelle, L. V.....	" " " " Genl. " 4948.....		10 00
Montreal.....	Toupin, J. A.....	To pay informer penalty in seizure, No. 1096.....	10 00	
		" " " " 1098.....	12 50	
		" " " " 1099.....	25 00	
		" " " " 1100.....	12 50	
		" " " " 1101.....	25 00	
		" " " " 1102.....	50 00	
		" " " " 1104.....	5 00	
		" " " " 1105.....	5 00	
		" " " " 1106.....	5 00	
		" " " " 1107.....	50 00	
		" " " " 1108.....	12 50	
		" " " " 1109.....	12 50	

APPENDIX B—Continued.

No. 2—DISTRIBUTION of Seizures for the Year ended June 30, 1906—Continued.

Divisions.	To whom paid.	Service.	Amounts paid.	Totals.			
			§ cts.	§ cts.			
Montreal.	Toupin, J. A.	To pay informer penalty in seizure, No. 1110	12 50	355 00			
		" " " 1111	100 00				
		" " " 1113	5 00				
		" " " 1115	12 50				
		For his share of seizure, No. 1099	4 14				
		" " 1104	3 70				
		" " 1105	2 82				
		" " 1106	3 18				
		" " 1113	2 65				
		" " 1114	29 61				
		Comte, L. A. A. J.	" " 1090		0 60	46 10	
		" " " 1093	28 90				
		" " " 1101	11 75				
		" " " 1101	5 04				
		" " " 1102	27 57				
		" " " 1107	24 47				
		" " " 1108	7 55				
		" " " 1109	7 01				
		" " " 1111	87 55				
		Brabant, J. B. G. N.	" " 1090		0 60		200 44
		" " " 1093	28 90				
		" " " 1096	7 28				
		" " " 1098	6 25				
" " " 1099	4 15						
" " " 1100	7 37						
" " " 1101	11 75						
" " " 1104	3 70						
" " " 1105	2 83						
" " " 1106	3 17						
" " " 1107	24 48						
" " " 1108	7 56						
" " " 1109	7 02						
" " " 1110	7 56						
" " " 1113	2 65						
" " " 1114	29 62						
" " " 1115	6 44						
Dixon, G. S.	" " 1096	7 28	22 20				
" " " 1100	7 37						
" " " 1110	7 55						
Caven, W.	" " 1098	6 25	12 69				
" " " 1105	6 44						
Lawlor, H.	" " 1099		4 14				
Kearney, D. J.	" " 1102		27 57				
Quebec.	LaRue, G.	To pay informer penalty in seizure, No. 530.	25 00	175 00			
		" " " 531.	50 00				
		" " " 548.	25 00				
		" " " 551.	25 00				
		" " " 571.	50 00				
		Bourget, O.	For his share of seizure, No. 530.		25 00		
		" " " 531.	18 75				
" " " 551.	12 25						
" " " 571.	18 30						
			74 30				

SESSIONAL PAPER No. 12

APPENDIX B—Continued.

No. 2.—DISTRIBUTION of Seizures for the Year ended June 30, 1906—Concluded.

Divisions.	To whom paid.	Service.	Amounts paid.	Total amounts paid.
			8 cts.	8 cts.
Quebec.	Trudel, E.	For his share of seizure, No. 531	18 75	
		" " 571	18 30	
	Vallerand, F. O.	" " 530	25 00	37 05
		" " 548	25 00	
	Coriveau, O.	" " 551		50 00
St. Hyacinthe	Murray, D.	Genl. No. 4989		12 25
St. John.	Bolyea, T. H.	To pay informer penalty in seizure, No. 124	50 00	55 00
		" " " 125	25 00	
		" " " 126	50 00	
		" " " 127	25 00	
		" " " 128	25 00	
		" " " 129	25 00	
		" " " 132	25 00	
		" " " 133	25 00	
		" " " 134	25 00	
	Bonness, J. D.	For his share of seizure, No. 121	50 00	250 00
		" " 124	14 70	
	Bonness, J. D.(Estate of)	" " 131	50 00	64 70
		" " 132	25 00	
		" " 133		75 00
	Kelly, J. T.	" " 125	25 00	
		" " 126	50 00	
		" " 127	25 00	
		" " 128	10 05	
		" " 129	10 05	
		" " 134	20 60	
Vancouver	Miller, J. E.			140 70
	Thorburn, J.	To pay informer penalty in seizure, No. 33		50 00
		For his share of seizure, No. 33		46 00
		Distribution of seizures		2,487 66

RECAPITULATION.

Ontario	\$	613 15
Quebec		1,248 11
New Brunswick		530 40
British Columbia		96 00
Total	\$	2,487 66

W. J. GERALD

Deputy Minister.

INLAND REVENUE DEPARTMENT,
OTTAWA, August, 29, 1906.

APPENDIX B—Continued.

No. 3.—DETAILS of Sundry Minor Expenditures for the Fiscal Year ended June 30, 1906.

To whom paid.	Service.	Amounts paid.	Total amounts paid.
<i>Minor Expenditures.</i>		\$ cts.	\$ cts.
Langley & Martin.....	Professional services in <i>re</i> Rex vs. G. H. Huff.....		9 29
ADULTERATION OF FOOD.		\$ cts.	
Macfarlane, Thomas.....	Salary as Chief Analyst, for the year.....	60 00	2,940 00
McGill, A.....	" 1st Assistant Analyst for the year.....	43 96	2,156 04
Wright, S. E.....	" Clerk in laboratory.....		699 97
Davidson, E.....	" Clerk in laboratory from Sept. 1, 1905, to June 30, 1906.....		583 30
Lemoine, A.....	" " " ".....		583 30
Valin, J. G.....	" " " ".....		583 30
Bélisle, E.....	" " " " from Aug. 25, 1905, to June 30, 1906.....		548 15
Ladouceur, Ls.....	" Messenger for the year.....		699 96
Kidd, Thomas.....	" Food Inspector for the year.....		560 00
Costigan, J. J.....	" " " ".....	7 00	343 00
Ferguson, J. C.....	" " " ".....	4 00	196 00
Waugh, R. J.....	" " " ".....		350 00
Conklin, W. M.....	" " " ".....		200 00
Fletcher, R. W.....	" " " ".....		200 00
Parkinson, E. B.....	" " " ".....		200 00
Rouleau, J. C.....	" " " ".....		200 00
Moore, T.....	" " " ".....		200 00
Roy, C. E.....	" Food Inspector from July 20, 1905, to June 30, 1906.....		189 70
Sanderson, A. E.....	" Food Inspector from July 26, 1905, to June 30, 1906.....		186 48
Hogan, James.....	" Food Inspector for year.....		100 00
McPhie, W. H.....	" Food Inspector from Aug. 25, 1905, to June 30, 1906.....		72 28
O'Sullivan, D.....	" Food Inspection from April 20, 1906, to June 30, 1906.....		19 71
<i>Contingencies.</i>		114 96	11,751 19
Macfarlane, T.....	Travelling expenses.....	226 95	
".....	To pay for special assistance.....	1,024 70	
".....	" rent for laboratory.....	366 67	
".....	" sundries for laboratory.....	1,640 46	
Kidd, Thomas.....	Travelling and purchases of samples.....	546 87	
Costigan, J. J.....	" ".....	441 09	
Ferguson, J. C.....	" ".....	263 29	
Waugh, R. J.....	" ".....	244 91	
Conklin, W. M.....	" ".....	480 01	
Fletcher, R. W.....	" ".....	138 22	
Parkinson, E. B.....	" ".....	213 78	
Rouleau, J. C.....	" ".....	425 25	
Moore, T.....	" ".....	119 80	
Roy, C. E.....	" ".....	292 58	
Sanderson, A. E.....	" ".....	229 22	
Hogan, James.....	" ".....	157 02	
McPhie, W. H.....	" ".....	33 35	
			6,844 17

SESSIONAL PAPER No. 12

APPENDIX B—Continued.

No. 3.—DETAILS of Sundry Minor Expenditures—Concluded.

To whom paid.	Service.	Amounts paid.	Total amounts paid.
	<i>Contingencies.</i>	\$ cts.	\$ cts.
Ellis, W. H.	Allowance under Act for retaining fees.....	200 00	
	" " rent.....	100 00	
	" " material used in analyses....	100 00	
	Fees for analyses.....	775 00	1,175 00
Bowman, W.	Allowance under Act for retaining fees.....	200 00	
	" " rent.....	100 00	
	" " material used in analyses....	100 00	
	Fees for analyses.....	774 50	1,174 50
Valade, F. X.	Allowance under Act for retaining fees.....	200 00	
	" " rent.....	100 00	
	" " material used for analyses....	100 00	
	Fees for analyses.....	155 00	555 00
Donald, J. T.	Allowance under Act for retaining fees.....	200 00	
	" " rent.....	100 00	
	" " material used in analyses....	100 00	
	Fees for analyses.....	952 60	1,352 60
Fagan, J. C.	Allowance under Act for retaining fees.....	200 00	
	" " rent.....	100 00	
	" " material used in analyses....	200 00	
	Fees for analyses.....	534 67	934 67
Duberger, H. E.	Salary in connection with adulteration of drugs.....	600 00	
	Travelling expenses.....	639 03	
	Expenses on chemical apparatus shipped to Ottawa....	7 25	
Fiset, M.			
The Pritchard & Andrews Co.	Seals, stamps, repairs, &c.....	9 45	
Eimer & Amend	Chemical apparatus, &c.....	140 34	
Gooderham & Worts	46.02 gallons, alcohol for laboratory (including express charges).....	65 19	
Lyman & Son Co.	One scale, three thermometers and screw-cap jars.....	110 63	
Mills, N. M.	Professional services in <i>re</i> Rex vs. Ganong.....	5 00	
Latchford, F. R.	" " " McGregor.....	10 00	
Chisholm, W.	" " " D. J. Gillies.....	7 50	
Fairweather, F. L.	" " " Asbell & Co.....	5 00	
Langley & Martin.	" " " J. Moffatt.....	7 00	
Urquart & Urquart.	" " " Gadsby.....	10 00	
" " " " Eddy.....	15 00		
" " " " Star Grocery.....	15 20		
Howary, W. F.	" " " Rubinowitz.....	15 00	
McGill, A.	Expenses in connection with the Montreal Grocers Association and pure food show.....	17 85	
The Chemists and Surgeons Supply Co.	Chemical apparatus.....	44 43	
Frchette, L. A.	Technical translation.....	11 94	
			1,735 81
	Total adulteration of food expenditures.....		25,522 94
	Add for printing.....	1,401 59	
	" stationery.....	321 23	
	" lithographing.....	2 00	
			1,724 82
	Grand total, agreeing with statement No. 8, page 17.....		27,247 76

W. J. GERALD,
Deputy Minister.

APPENDIX B—Continued.

No. 4.—DETAILS of Departmental Expenditures for the Year ended June 30, 1906.

Names.	Rank.	Period.	DEDUCTIONS FOR			Amounts paid.	Totals.
			Superannuations.	Retirement.	Insurance.		
			\$ cts.	\$ cts.	\$ cts.	\$ cts.	\$ cts.
Brodeur, Hon. L. P.	Minister.	From July 1 to Feb. 5.				4,187 48	
Templeman, Hon. W.	"	From Feb. 6 to June 30				2,812 52	
Gerrald, W. J.	Deputy Minister.	For year.				4,000 00	
Himsworth, Wm.	Chief Clerk, Secretary.	"				2,700 00	
Campeau, F. R. E.	Chief Clerk, Chief Accountant.	"	54 00			2,646 00	
Valin, J. E.	Chief Clerk, Assistant Accountant.	"	38 00			1,862 00	
Shaw, James F.	Chief Clerk, Accountants Branch, Statistics.	"	37 67			1,845 66	
Doyon, J. A.	Chief Clerk, Accountants Branch, Weights and Measures.	"	37 33			1,829 32	
Carter, Wm.	Assistant Secretary.	"	38 00			1,862 00	
Westman, T.	Accountant's Branch Clerk, Statistics.	"	34 00			1,666 00	
Quain, R.	Accountant's Branch Clerk.	"	48 00		61 92	1,490 08	
Fowler, G.	Clerk of Supplies, Secretary's Branch.	"				1,600 00	
Newby, F.	Secretary's Branch Clerk.	"	30 00			1,470 00	
Dunne, J. P.	Accountant's Branch Clerk.	"	30 00			1,470 00	
Burns, John.	Accountant's Branch Clerk, Weights and Measures.	"	30 00			1,470 00	
Hudon, L. E.	Secretary's Branch Clerk.	"	47 25			1,302 75	
Hughes, P. A.	Accountant's Branch Clerk.	"	45 50			1,254 50	
McCullough, A.	Secretary's Branch Clerk.	"	26 00			1,274 00	
Halliday, W. A.	Accountant's Branch Clerk.	"	45 50			1,254 50	
Roy, L. G.	"	"	44 19			1,218 31	
Garneau, Hector.	Second Class Clerk.	From July 1 to Sept. 30		15 00		285 00	
Wiallard, R. A.	"	From July 1 to Feb. 28.		41 68		791 68	
Desaulniers, E. L.	"	For year.		60 00		1,140 00	
Nicholas, B. C.	"	From March 24 to June 30.		16 29		309 52	
Ostiguy, L. R.	Accountant's Branch Clerk, Statistics.	For year.		53 33		1,013 34	
Lawless, E. M.	Secretary's Branch Clerk.	"		45 00		855 00	
Hagerty, B.	"	"		45 00		855 00	
Charbonneau, E.	"	"		45 00		855 00	
Brodeur, P. E. S.	Accountant's Branch Clerk, Statistics.	"		43 75		831 25	
Chateauvert, G. E.	Accountant's Branch Clerk, Statistics.	"		40 00		760 00	
Gervais, J. H.	Accountant's Branch Clerk, Weights and Measures.	"		40 00		760 00	
Doyle, E. F.	Secretary's Branch Clerk.	"		40 00		760 00	
Watson, V. M.	Junior Second Class Clerk.	"		40 00		760 00	
Goodhue, M. L. E. B.	Accountant's Branch Clerk, Weights and Measures.	"		40 00		760 00	
Trumpour, G.	Junior Second Class Clerk.	"		40 00		760 00	
Beard, M. H.	Third Class Clerk.	From April 6 to June 30		5 89		112 15	
Furlong, C. J.	Accountant's Branch Clerk, Weights and Measures.	From May 22 to June 30		2 75		52 35	

APPENDIX B—Continued.

No. 4.—DETAILS of all Departmental Expenditures for the Year ended June 30, 1906.

Names.	Rank.	Period.	DEDUCTIONS FNR			Amounts paid.	Totals.
			Superannuations.	Retirement.	Insurance.		
			\$ ¹ cts.	\$ cts.	\$ cts.	\$ cts.	\$ cts.
Gameau, Hector	Chief Private Secretary	From July 1 to Sept. 30				50 00	
Wiallard, R. A.	Assistant Private Secretary	From July 1 to Feb. 5.				239 26	
Desaulniers, E. L.	" "	From Oct. 1 to Feb. 5.				69 61	
Nicholas, B. C.	Private Secretary	From Mar. 24 to June 30				108 59	
Beard, M. H.	Assistant Private Secretary	From Mar. 26 to June 30				53 20	
Potvin, N.	Messenger	For year	24 50			675 50	
Yetts, R. P.	"	"	21 35		54 48	534 17	
			631 29	613 69	116 40		52,605 74

APPENDIX B—Continued.

No. 4.—DETAILS of Departmental Expenditure, 1905–1906—Concluded.

Names.	Service.	Amounts paid.	Totals.
	<i>Contingencies.—Con.</i>	\$ cts.	\$ cts.
Toronto World, Toronto.....	Subscription.....	3 00	
Le Bulletin, Montreal.....	".....	1 00	
Canada Newspaper Co., Montreal.....	".....	7 00	
The Colonist, Victoria.....	".....	4 00	
Chronicle Printing Co., Quebec.....	".....	3 00	
The News Advertizing Co., Vancouver	".....	4 46	
Intelligencer, Belleville.....	".....	3 88	
Toronto Daily Star, Toronto.....	".....	1 00	
Daily Telegraph, St. John.....	".....	4 59	
Acadianis, St. John.....	".....	3 00	
Gazette Printing Co., Montreal.....	".....	12 00	
The Chronicle, ".....	".....	4 00	
Canadian Mining Review, Montreal...	".....	4 00	
The New Freeman St. John.....	".....	0 67	
The Canada Gazette, London, Eng.....	".....	10 00	
Resources Publishing Co.....	".....	1 00	
The Argus, Montreal.....	".....	2 00	
The Farmer's Advocate, London.....	".....	1 50	
La Tribune, St. Hyacinthe.....	".....	1 00	
Canadian Express Co.....	Express charges.....	7 75	
Dominion ".....	".....	3 40	
Canadian Pacific Railway Co.....	Freight.....	1 34	
Ottawa Electric Railway Co.....	Street Car Tickets.....	35 00	
A. M. Storr.....	Cartage.....	120 35	
J. Mahoney.....	".....	4 00	
M. Landreville.....	Cab hire.....	1 00	
J. Gardner.....	".....	1 00	
Mrs. S. Maveity.....	Washing towels.....	60 00	
H. Foisy.....	One tin pan.....	2 00	
Bryson Graham & Co.....	Sundries.....	44 83	
J. B. Auger, Expressman.....	Christmas gratuity.....	1 00	
G. Taylor.....	".....	1 00	
Telegraph Messengers, G. N. W.....	".....	4 43	
"..... C. P. R.....	".....	3 51	
Dr. Robillard & Son.....	Soap, hair brushes, combs, whisks, fly paper, &c., &c.....	26 95	
Mrs. A. Potvin.....	Sewing towels.....	1 50	
Graves Brothers.....	Tin pan.....	2 90	
Graham Brothers.....	Sundries.....	1 50	
L. N. Poulin.....	".....	1 29	
N. Potvin.....	Petty expenses.....	2 95	
	Total departmental contingencies.....		7,904 67
	Authorized disbursements (less superan- nation, retirement and insurance.....		60,510 41
	ADD—Balance due June 30, 1906.....		16 66
			60,527 07
	LESS—Balance due July, 1, 1905.....		16 66
	Actual disbursements agreeing with State- ment No. 17, page 50.....		60,510 41

W. J. GERALD,

Deputy Minister.

INLAND REVENUE DEPARTMENT,

OTTAWA, August 29, 1906.

APPENDIX B.—Continued.

No. 5.—Details of Weights and Measures Expenditures, for the Year ended June 30, 1906.—Continued.

To whom paid.	Service	DEDUCTIONS FOR			Amounts paid.	Total amounts paid.
		Retire- ment.	Superan- nuation.	Guarantee		
	<i>Cape Breton.</i>	\$ cts.	\$ cts.	\$ cts.	\$ cts.	\$ cts.
Laurence, G. C.	Salary as Inspector for year			3 60	846 36	1,354 29
	Contingencies				507 93	
	<i>Halifax.</i>					
Frame, A.	Salary as Inspector for year			3 60	1,046 40	3,332 27
Waugh, R. J.	" Assistant Inspector for year			1 80	648 12	
	Salaries			5 40	1,694 52	
	Contingencies				1,637 75	
	<i>Pictou.</i>					
Dustan, W. M.	Salary as Inspector for year		19 96	3 60	976 44	1,953 74
Chisholm, J. J.	" Assistant Inspector for year			1 80	698 16	
	Salaries		19 96	5 40	1,674 60	
	Contingencies				279 14	
	<i>Charlottetown.</i>					
Davy, E.	Salary as Inspector for year			3 60	996 36	1,930 92
Hughes, H.	" Assistant Inspector for year			1 80	648 12	
	Salaries			5 40	1,644 48	
	Contingencies				286 44	
	<i>Winnipeg.</i>					
Magness, R.	Salary as Inspector for year			3 60	1,396 32	5,888 05
McDonald, A. W.	" Assistant Inspector for year			1 80	698 16	
Mager, J. G.	" " "			1 80	98 16	
McKay, R.	" " "			1 80	748 20	
Girdlestone, R. J. M.	" " " from July					
	1, '05, to Feb. 1, '06. Re-		4 04	1 80	194 16	
Ross, H. E.	" Assistant Inspector for year			1 05	58 26	
Gilly, W. F.	" " "			1 80	498 12	
	Salaries		4 04	13 65	3,690 38	
	Contingencies				2,197 67	
	<i>Cape Breton.</i>					
Saucier, X.	Salary as Inspector for year			3 60	196 32	1,439 63
Costello, J. W.	" Assistant Inspector for year		16 04	1 80	782 16	
	Salaries		16 04	5 40	978 48	
	Contingencies				461 15	
	<i>Nelson.</i>					
Parker, Thos.	Salary as Inspector for year			3 60	896 40	1,880 91
	Contingencies				984 51	

APPENDIX B—Continued.

No. 5.—DETAILS of Weights and Measures Expenditures, for the Year ended June 30, 1906—Concluded.

To whom paid.	Service.	Amounts paid.	Total amounts.
<i>General Contingencies.</i>			
		\$ cts.	\$ cts
Burgess, T.	Salary as mechanical assistant for the year	900 00	
The Pritchard & Andrews Co.	Copper brands steel crown stamps and General repairs, &c.	192 20	
Lawson, Thomas & Sons.	200 weights 50 lbs. each, brass corners, &c.	311 60	
Graves Bros.	General hardware supply	27 41	
Lunn, J. G. & Co.	6 hand screw-press and 6 steel nose-pieces for figures.	240 00	
Avery, W. & T.	1 inspector outdoor balance.	80 90	
American Bank Note Co.	Printing stamps	32 35	
Carson, Hugh.	12 leather cases	45 00	
Thornton & Trueman.	Brass box covers, buttons, hooks, &c.	50 40	
The Canadian Rubber Co.	1, 12 gallon rubber bag, rubber tubing, &c.	22 73	
Beauregard, Rainville & St. Julien.	Law costs in <i>Revs. Emery Fauteux</i>	39 00	
Fyfe Scale Co.	1 folding tri-pod and scale, &c.	21 50	
The Dominion Plating Co.	Nickleplating 5 scale-kitts.	12 50	
Bristow, M. G.	Express charges	0 75	
Dominion Express Co.	"	8 77	
Canadian Express Co.	"	14 40	
Canadian Pacific Railway.	Freight	3 67	
Potvin, N.	Petty expenses.	0 36	
Total general contingencies			1,994 54
PROVISIONAL ALLOWANCE.			
Magness, Robt.	To pay for provisional allowance	299 94	
Saucier, X.	"	100 00	
Total provisional allowance			399 94
METRIC SYSTEM EXPENDITURES.			
McLennan, Prof. J. C.	Expenses in connection with lectures on the metric system	2,641 19	
Sauvalle, Marc.	Treatise on metric system	250 00	
The Pritchard & Andrews Co.	Brass checks, tokens, &c.	105 00	
Edwards, W. C. & Co. Ltd.	Lumber and cartage	17 87	
Canadian Pacific Ry. Co.	Freight	25 30	
The Julian Sale Leather Goods Co.	1 club bag for Prof. McLennan	12 00	
Carson, Hugh.	2 leather straps	1 50	
The Canadian Express Co.	Express charges	47 00	
The Dominion Express Co.	"	39 00	
Total for metric system			3,138 86
Grand total			89,831 82
Add—Printing		760 67	
Stationery		431 81	
Actual disbursements (less superannuation, insurance, retirement and guarantee)			91,024 30
Add—Old balances due by inspectors July 1, 1906			193 26
Less—Old balances due by Inspectors, July 1, 1905			91,217 56
Actual disbursements agreeing with statements Nos. (A.) and (B) pages 56 and 57			193 26
Actual disbursements agreeing with statements Nos. (A.) and (B) pages 56 and 57			91,024 30

W. J. GERALD,
Deputy Minister.

SESSIONAL PAPER No. 12

APPENDIX B—Continued.

No. 6.—DETAILS of Gas Inspection Expenditures, for the Year ended June 30, 1906—
Continued.

To whom paid.	Service.	DEDUCTION FOR			Amounts paid.	Total amounts paid.
		Retire- ment.	Superan- nuation.	Guarantee		
		\$ cts.	\$ cts.	\$ cts.	\$ cts.	\$ cts.
Simpson, A. F.	<i>Sherbrooke.</i> Salary as Inspector for year.		3 00	3 60		143 40
Benoit, L. V.	<i>St. Hyacinthe.</i> Salary as Inspector for year.			1 80		98 20
Fowler, J. D.	<i>Fredericton.</i> Salary as Inspector for year.			3 30		179 96
Wilson, J. E.	<i>St. John.</i> Salary as Inspector for year. Contingencies			3 60	1,096 40 100 92	1,197 32
Miller, A.	<i>Halifax.</i> Salary as Inspector from July 1, '05 to May 1, '06 (superannuated).		20 80	3 00	1,017 80	
Ritchie, A. J.	" Assistant Inspector from July 1, '05 to May 1, '06 and In- spector to June 30, '06.			2 10	789 56	
Mumro, H. D.	" Assistant Inspector for year.		1 96	1 80	96 24	
Cotter, W. F.	" " May 19 to June 30, '06.)			0 21	58 92	
	Salaries. Contingencies		22 76	7 11	1,962 52 646 01	2,608 53
Bell, J. H.	<i>Charlottetown.</i> Salary as Inspector for year.			3 60		446 40
Magness, R.	<i>Winnipeg.</i> Salary as Inspector for year.			3 60	296 40	
Mager, J. G.	" Assistant Inspector for year.			2 88	697 08	
	Salaries. Contingencies			6 48	993 48 269 88	1,263 36
McAloney, J. A.	<i>Nanaimo.</i> Salary as Inspector for year.			3 60		96 40
Wolfenden, W.	<i>New Westminster.</i> Salary as Inspector for year.	5 00		3 60		91 40
Miller, J. E.	<i>Vancouver.</i> Salary as Inspector for year. Contingencies		6 00	3 60	290 40 380 70	671 10
Jones, R.	<i>Victoria.</i> Salary as Inspector for year.		4 00	3 60		192 40
Higman, O.	<i>Chief Inspector.</i> Salary as Chief Inspector for year					100 00

APPENDIX B—*Continued.*

No. 6.—DETAILS of Gas Inspection Expenditures, for the Year ended June 30, 1906—*Concluded.*

To whom paid.	Service.	Amounts paid.	Total amounts.
<i>General Contingencies.</i>		\$ cts.	\$ cts.
Sugg, W. & Co.....	6 test meters and thermometers, &c.....	433 76	
McGill, A.....	Travelling expenses in connection with the inspection of natural gas.....	146 25	
Fr�chet, L. A.....	Technical translation.....	30 40	
The Pritchard Andrews Co.	3 meter seals and general repairs, &c.....	44 75	
Negretti & Zambra,	3 doz. India rubber cones.....	10 95	
The Canadian Rubber Co.	Rubber tubing, &c.....	84 43	
Grand Trunk Railway.....	Freight.....	8 70	
Potvin, N.....	Petty expenses.....	2 95	
Total general contingencies.....			762 19
Grand total			27,705 71
ADD—Printing.....		794 35	
Stationery.....		274 89	
.....			1,069 24
Authorized disbursement (less superannuation retirement and guarantee).....			28,774 95
ADD—Balances due by Inspectors, June 30, 1906.....			218 88
.....			28,993 83
LESS—Balances due by Inspectors, July 1, 1905.....			218 88
Actual disbursements, agreeing with statement No. 22, page 60.....			28,774 95

W. J. GERALD,

Deputy Minister.

INLAND REVENUE DEPARTMENT,

OTTAWA, August 29, 1906.

APPENDIX B—Continued.

No. 7—DETAILS of Electric Light Inspection, Expenditures for the year ended June 30, 1906

To whom paid.	Service.	Deduction for Guarantee.	Amounts paid.	Total Amounts paid.
		\$ cts.	\$ cts.	\$ cts.
	<i>Belleville.</i>			
Johnston, C. W.	Salary as Inspector from Feby. 6 to June 30, '06.	75	39 41	550 34
	Contingencies.		510 93	
	<i>Hamilton.</i>			
McPhie, D.	Contingencies.			83 08
	<i>London.</i>			
Nash, A. F.	Contingencies.			251 45
	<i>Ottawa.</i>			
Roche, H. G.	Contingencies.			129 00
	<i>Owen Sound.</i>			
Graham, W. J.	Contingencies.			2 50
	<i>Toronto.</i>			
Johnstone, J. K.	Contingencies.			487 87
	<i>Montreal.</i>			
Aubin, A.	Contingencies.			55 85
	<i>Quebec.</i>			
Le Vasseur, N.	Contingencies.			148 15
	<i>Sherbrooke.</i>			
Simpson, A. F.	Contingencies.			70 70
	<i>St. Hyacinthe.</i>			
Provost, J. E.	Salary as Inspector for year.	1 80	298 20	445 50
	Contingencies.		147 30	
	<i>Three Rivers.</i>			
Dufresne, J. U.	Salary as Inspector for year.		500 00	631 50
	Contingencies.		131 50	
	<i>St. John.</i>			
Wilson, J. E.	Contingencies.			220 15
	<i>Halifax.</i>			
Ritchie, A. J.	Contingencies.			184 31
	<i>Charlottetown.</i>			
Bell, J. H.	Contingencies.			81 19
	<i>Winnipeg.</i>			
Magness, R.	Contingencies.			55 40
	<i>Edmonton.</i>			
Harbottle, N.	Salary as Inspector from Aug. 24, '05, to 30 June, '06	1 50	83 94	176 89
	Contingencies.		92 95	

APPENDIX B—*Continued.*

No. 7.—DETAILS of Electric Light Inspection, Expenditures for the Year ended June 30, 1906—*Continued.*

To whom paid.	Service.	Deductions for Guarantee.	Amounts paid.	Total Amounts paid.
	<i>Victoria.</i>	\$ cts.	\$ cts.	\$ cts.
Jones, R.	Contingencies.			43 25
	<i>Yukon.</i>			
MacDonald, J. F.	Salary as Inspector for year.	3 60		496 32
	<i>Chief Electrical Engineer.</i>			
Higman, O.	Salary as Chief Electrical Engineer for year.		2,500 00	
Fontaine, A. A.	" " Ass't. " " from 1st July, '05 to 1st May, '06		666 60	
			3,166 60	
	Contingencies		830 06	
			3,996 66	

SESSIONAL PAPER No. 12

APPENDIX B.—Continued.

No. 7.—DETAILS of General Electric Light Inspection, Expenditures for the Year ended June 30, 1906—Concluded.

To what paid.	Service.	Amount Paid.	Amount Paid.
		\$ cts.	\$ cts.
Ahearn & Soper.	General electrical apparatus, repairs, &c.	639 42	
British Insulated & Helsby Cables Co. Ltd.	Cable wire, &c.	135 54	
Wirt Electric Co.	3 reostats.	100 15	
Canadian Gen. Elec. Co.	1 electrical drying oven and 1 heater.	73 00	
Smith, S. & Sons.	6 cronographs, 500 steel nuts, &c.	111 53	
The Trumbull Electric Mfg Co.	Electrical apparatus.	71 50	
Shedrick, C. E.	General repairs to wattmeters, &c.	44 05	
Weston Electrical Instru- ment Co.	500 receptacles, 1 multiplier, electrical apparatus and repairs.	198 09	
Rutland Florence Marble Co.	6 marble slabs.	43 30	
Stewart Co.	25 meter brackets and board fixtures, &c.	71 50	
Mills, A. R. & Sons.	Marble and slate.	5 75	
Blyth & Watt.	1 galvanized tube and 12 pieces of tubing.	8 20	
Machado & Roller.	Repairing wattmeter.	11 35	
The Robert Mitchell Co., Ltd.	Adjustable brass levelling feet.	18 00	
The Pritchard Andrews Co	Repairing 1 rubber stamp.	0 20	
Duncan, H. J.	Law costs in <i>re</i> Rex vs. W. Nichols.	20 00	
The Ottawa Steel Casting Co.	36 iron stands drilled, countersunked and tapped.	10 80	
Workman & Co.	Hardware supply.	1 00	
The Eclipse Mfg. Co.	Bolts, washers, and post holders, &c.	3 80	
The Bell Telephone Co.	32 feet wooden duet conduct.	3 20	
American Vitrified Con- duits Co.	100 feet—2 duet conduits 2 feet=400 duet feet at 5¼c.	21 00	
The Dominion Express Co.	Express charges.	22 40	
The Canadian Express Co.	"	18 88	
The Canadian Pac. Railway Co.	Freight.	13 73	
The Ottawa & New York Ry. Co.	"	0 99	
The American Express Co.	Express charges.	5 75	
Potvin, N.	Petty expenses.	0 62	
	Total electric light contingencies.		1,653 75
	Grand total.		9,763 86
	ADD—Printing.	35 75	
	Stationery.	46 96	82 71
	Actual disbursements, agreeing with statement No. 24 page 63.		9,846 57

W. J. GERALD,

Deputy Minister.

INLAND REVENUE DEPARTMENT,

OTTAWA, August 29, 1906.

APPENDIX B—Continued.

No. 8.—List of Permanent Employees of the Inland Revenue Department employed on Salary, during the Year ended June 30, 1906.

NAMES.	SERVICES.						
	Inside.	Excise.	Weights and Measures.	Gas.	Electric Light Inspection.	Preventive.	Food Inspection.
Adam, A. R.		1					
Adams, J. S.		1					
Alexander, Thos.		1					
Allen, G. A.		1					
Alteman, Peter J.		1					
Amor, Wm.		1					
Andrews, A. A.		1					
Armstrong, Walter		1					
Auger, L. H.		1					
Aubin, A.				1	1		
Aubin, Chs.				1	1		
Baby, W. A. D.		1					
Baikie, D.		1					
Barber, J. S.		1					
Barnes, G.		1					
Barrett, J. K.		1					
Barry, James			1				
Bayard, Gilbert A.		1					
Beaulac, J. H.			1				
Baulieu, J. B.		1					
Bélar, A. (Plessis dit).		1					
Bell, J. H.				1	1		
Belleperche, A. J. E.		1					
Belyea, T. H.		1					
Bénétan, S.		1					
Bennett, James		1					
Benoit, L. V.		1		1			
Bernard, N. J. D.		1					
Bernier, J. A.			1				
Berry, H. L.		1					
Biekle, J. W.		1		1			
Bish, Philip		1					
Bishop, J. B.		1					
Blackman, C.		1					
Blethen, C. W.		1					
Blyth, Alex.		1					
Bolduc, Ephrem			1				
Bonner, J. D.					1		
Boomer, J. B.		1					
Boudet, E.			1				
Bourget, L. J.			1				
Bourget, O.		1					
Bourgeois, J. E.	1						
Bousquet, J. O.		1					
Bouteiller, G. A.		1					
Bowman, Allan.		1					
Boyd, J. F. S.		1					
Boyd, S. I.		1					
Boyle, P.		1					
Bowen, F. C.		1					
Brabant, J. B. G. N.		1					
Brain, A. F.		1					
Breen, John.			1				
Brennan, D. J.		1					
Brennan, John.		1					
Brentnall, F. F.		1					
Bridgman, M. W.		1					
Broadfoot, S.		1		1			
Brodeur, P. E. S.	1						

APPENDIX B—Continued.

No. 8.—LIST of Permanent Employees of the Inland Revenue Department,
1905-1906—Continued.

NAMES.	SERVICES.						
	Inside.	Excise.	Weights and Measure.	Gas.	Electric Light Inspection.	Preventive.	Food Inspection.
Brown, W. J.		1					
Browne, G. W.		1					
Bruyère, H. P.		1					
Burgess, Thomas H.			1				
Burke, T.		1					
Burns, John	1						
Burns, R. J.		1					
Cahill, J. H.		1					
Cahill, J. W.		1					
Cameron, D. M.		1					
Campeau, F. R. E.	1						
Carroll, D.		1					
Carroll, F. P.		1					
Carter, William	1						
Casey, John		1					
Caven, A.		1					
Caven, W.		1					
Chagnon, C. P.		1					
Chalus, J. O.			1				
Charbonneau, E.	1						
Chartier, Etienne		1					
Chateauvert, G. E.	1						
Cheseldine, J. H.		1					
Chilver, F. W.		1					
Chisholm, J. J.			1				
Chisholm, W. N.		1					
Clark, James Alfred		1					
Clarke, Thomas		1					
Codd, Herber J. S.		1					
Code, Abraham		1					
Coleman, Charles		1					
Coleman, J. J.		1					
Coles, F. H.		1					
Collins, D.			1				
Comte, L. A. A. J.		1					
Conklin, W. M.		1					1
Cook, W. R.		1					
Costello, J. W.			1				
Costigan, J. J.		1					1
Coughlin, D.			1				
Coulter, Alex		1					
Courtney, J. J.		1					
Coutts, J. J.		1					
Cowan, Edgar			1				
Crawford, W. P.		1					
Crevier, J. H.		1					
Dager, H. J.		1					
Daignault, G.		1					
Daoust, J. A.			1				
Daveluy, J. P.		1					
David, T.		1					
Davis, T. G.		1					
Davy, Edward			1				
Dawson, W.		1					
Deland, A. N.							
Dennis, W. A.		1					
Deely, F.				1			
Desaulniers, E. L.	1	1					
Desaulniers, J. E. A.		1					

APPENDIX B—Continued.

No. 8.—LIST of Permanent Employees of the Inland Revenue Department,
1905-1906—Continued.

NAMES.	SERVICES.						
	Inside.	Excise.	Weights and Measures.	Gas.	Electric Light Inspection.	Preventive.	Food Inspection.
Desmarais, H. F.		1					
Dibblee, William		1					
Dick, J. W.		1					
Dickson, C. T.		1					
Dingman, N. J.		1					
Dixon, H. G. S.		1					
Doyle, B. J.		1					
Doyle, E. F.	1						
Doyon, J. A.	1						
Dudley, W. H.		1					
Dufresne, J. U.					1		
Dunaine, J. D. E.		1					
Dumbrille, R. W.		1					
Dumouchel, Léandre		1					
Dunlop, C.		1					
Dunne, J. P.	1						
Duplessis, C. Z.		1					
Dustan, W. M.			1				
Dwyre, D. T.		1					
Earl, R. W.		1					
Egan, Wm.		1					
Egener, A.		1					
Errett, R. W.			1				
Evans, G. T.		1					
Fahey, Ed.		1					
Falconer, James		1					
Falconer, R. H.		1					
Ferguson, John C.		1					1
Fiddes, James		1					
Fielding, Laura G.		1					
Findlay, R.			1				
Findley, Hugh			1				
Fitzgerald, E. W.			1				
Fitzpatrick, W. J.		1					
Fleming, C.		1					
Fletcher, R. W.		1					1
Floody, E.						1	
Flynn, D. J.		1					
Forest, E. R.		1					
Forest, M.		1					
Fortier, J. J. O.		1					
Foster, J. Henry		1					
Fowler, George	1						
Fox, J. D.		1					
Fox, Thomas		1					
Frame, Archibald			1				
Frankland, H. R.		1					
Fraser, P.		1					
Freed, A. T.			1				
Freeland, Anthony		1					
Fyfe, James			1				
Gamache, J. H.		1					
Gauvin, E.		1					
Geldart, O. A.		1					
George, John		1					
Gerald, C.		1					
Gerald, W. H.		1					
Gerald, W. J.	1						

APPENDIX B—Continued.

No. 8.—LIST of Permanent Employees of the Inland Revenue Department, 1905-1906—Continued.

NAMES.	SERVICES.						
	Inside.	Excise.	Weights and Measures.	Gas.	Electric Light Inspection.	Preventive.	Fuel Inspection.
Gervais, J. H	1						
Gilby, W. F.			1				
Gill, Wm		1					
Gillies, Archibald I.							
Girard, Irène		1					
Girdlestone, R. J. M.		1	1				
Goodhue, M. L. E. B.	1						
Goodman, A. W.		1					
Gorman, Arthur M.		1					
Gosnell, T. S.		1					
Gow, J. E.		1					
Graham, A. L.		1					
Graham, W. J.		1		1			
Graham, W. T.		1					
Grant, H. H.		1					
Gravel, A. I.			1				
Grimason, Thomas		1					
Grobos (de), Chas. B.		1					
Guay, Alphonse			1				
Hagan, James		1					
Hagarty, P.		1					
Hagerty, B.	1						
Halliday, W. A.	1						
Hammond, T. W.		1					
Hanley, A.		1					
Hanlon, J. R.		1					
Harwood, J. O. A.		1					
Harris, J. G.		1					
Hawkins, W. L.		1					
Hayhurst, T. H.		1					
Hayward, W. J.			1				
Hébert, C. D.		1					
Hébert, J. A. P.			1				
Helliwell, H. N.		1					
Henderson, W.		1					
Henwood, George		1					
Hesson, C. A.		1					
Hicks, W. H.		1					
Higman, O.				1	1		
Hinsworth, Wm.	1						
Hinchey, E. H.		1					
Hobbs, G. N.		1					
Hodder, W. E.		1					
Hogan, James		1					1
Howard, W. W. S.		1					
Howden, R.		1					
Howell, Thomas		1					
Howie, A.		1					
Hubley, H. H.		1					
Hudon, L. E.	1						
Hughes, Henry			1				
Hughes, P. A.	1						
Hughes, R. A.			1				
Hunter, W. M.				1	1		
Hurst, Levi B.		1					
Iler, B.		1					
Ironside, G. A.		1					
James, T. C.		1					
Jameson, S. B.		1					

APPENDIX B—Continued.

No. 8.—LIST of Permanent Employees of the Inland Revenue Department,
1905-1906—Continued.

NAMES.	SERVICES.						
	Inside.	Excise.	Weights and Measures.	Gas.	Electric Light Inspection.	Preventive.	Food Inspection.
Jamieson, R. C.		1					
Jeffrey, A. J.		1					
Johnson, C. W.				1			
Johnson, J. J.		1					
Johnson, Wm.			1	1	1		
Johnstone, J. K.				1	1		
Jones, Andrew.		1					
Jones, Richard.		1		1	1		
Jubenville, J. P.		1					
Kearny, D. J.		1					
Keay, W. S.		1					
Keeler, G. S.		1					
Keilty, T.		1					
Kelly, Daniel.			1				
Kelly, J. F.						1	
Kelly, M. J.			1				
Kenning, J. H.		1					
Kenny, John.		1					
Keogh, P. M.		1					
Kidd, Thomas.							1
King, R. M.		1					
Knowles, C.			1				
Labelle, L. V.		1					
Ladouceur, J.							1
Laidman, Richard H.			1				
Lambert, J. A.		1					
Lamoureux, J. A.		1					
Lane, T. M.		1					
Langelier, Francois.		1					
Laporte, Geo.		1					
LaRivière, A. C.		1					
LaRue, A. P.		1					
LaRue, George.		1					
LaRue, J. B. Alexandre.		1					
Laurence, G. C.			1				
Laurier, J. L.		1					
Lawless, E. M.		1					
Lawlor, H.		1					
Lawlor, John J.		1					
LeBel, J. A. W.			1				
Leblanc, F. X.			1				
Lee, Edward.		1					
LeDoux, Alexina.		1					
LeMoine, Jules.		1					
LeVasseur, N.				1	1		
Logan, John.		1					
Long, W. H. A.		1					
Longtin, H.		1					
Love, G. J.		1					
Lyons, E.		1					
Macdonald, A. B.		1					
Macdonald, J. A.			1				
Macdonald, J. F.			1	1	1		
Macfarlane, Thos.							1
MacKenzie, J. H.		1					
Magor, Joseph G.			1				
Magness, Robt.			1	1	1		
Mahoney, H.		1					
Mainville, C. P.		1					

SESSIONAL PAPER No. 12

APPENDIX B—Continued,

No. 8.—LIST of Permanent Employees of the Inland Revenue Department, 1905-1906—Continued.

NAMES.	SERVICES.						
	Inside.	Excise.	Weights and Measures.	Gas.	Electric Light Inspection.	Preventive.	Food Inspection.
Male, Thomas.....				1			
Maranda, N. A.....		1					
Marcon, F. E.....		1					
Marentette, Alex.....			1				
Marin, L. H.....		1					
Marion, H. R.....		1					
Marrison, A. H.....		1					
Marshall, I. N.....		1					
Mason, F.....		1					
Maurice, E.....		1					
Metcalf, W. F.....		1					
Melville, T. R.....		1					
Miller, J. E.....		1		1	1		
Miller, W. F.....		1					
Millier, Elie.....		1					
Milligan, R. J.....			1				
Milliken, E.....		1					
Milot, J. F.....		1					
Moore, T.....		1					1
Morin, J. P.....			1				
Moreau, J. A.....			1	1			
Morris, T. H.....		1					
Mulhern, M. M.....		1		1			
Munro, H. D.....		1		1			
Murdoch, James.....			1				
Murphy, Jas. L.....		1					
Murray, A. E.....		1					
Murray, David.....		1					
McAloney, Joseph A.....		1	1	1			
McArthur, G. H.....		1					
McCloskey, J. R.....		1					
McCoy, Wm.....		1					
McCraney, H. P.....		1					
McCuaig, Aug. F.....		1					
McCullough, A.....	1						
McCutcheon, H.....		1					
McDonald, A. J.....		1					
McDonald, A. W.....			1				
McFarlane, J.....			1				
McFee, C.....		1					
McGill, A.....							1
McGuire, L. J.....		1					
McGuire, T.....		1					
McKay, R.....			1				
McLenaghan, N.....		1					
McNiven, J. D.....		1					
McPherson, E. A.....		1					
McPhie, Donald.....				1	1		
McPhie, W. H.....				1			
McSween, James.....		1					
Nash, A. F.....				1	1		
Neil, James.....		1					
Nash, S. C.....		1					
Newby, F.....	1						
Noonan, H. T.....		1					
Normandin, G.....		1					
O'Brien, E. C.....		1					
O'Brien, James.....		1					
O'Brien, J. F.....		1					

APPENDIX B—Continued.

No. 8.—LIST of Permanent Employees of the Inland Revenue Department, 1905-1906—Continued.

NAMES.	SERVICES.						
	Inside.	Excise.	Weights and Measures.	Gas.	Electric Light Inspection.	Preventive.	Food Inspection.
O'Donnell, J.		1					
O'Donnell, M. J.		1					
O'Donohue, M. J.		1					
O'Flaherty, E. J.		1					
O'Flaherty, M. J.				1			
O'Leary, T. J.		1					
Orr, Henry N.		1					
O'Sullivan, D.		1					1
Panneton, G. E.		1					
Pape, James				1	1		
Parent, F.		1					
Parker, Thomas			1				
Parkinson, Edward B.		1					1
Parson, C. H.		1					
Patry, J. H.		1					
Patterson, C. E. A.		1					
Pelletier, N. G.		1					
Perit, J. B.			1				
Poirier, J. N.		1					
Pole, C. W.		1					
Popham, F. H.		1					
Porte-lance, P. A.		1					
Potvin, Napoléon	1						
Powell, J. B.		1					
Power, J. F.		1					
Préfontaine, F. H.			1				
Prosser, Elijah						1	
Provost, I. E.					1		
Quain, Redmond	1						
Quinn, J. D.		1					
Ralston, T.		1					
Renaud, A. H.		1					
Rennie, George		1		1			
Ridgman, A. H.		1					
Rinfret, C. L.		1					
Ritchie, A. J.				1	1		
Ritchie, R.		1					
Robins, S. W.			1				
Roche, H. G.				1	1		
Rork, T.		1		1			
Rose, John A.		1					
Rouleau, J. C., jr.		1					1
Rousseau, Elzear H.		1					
Rowan, W. E.		1					
Roy, L. G.	1						
Rudkins, W.		1		1	1		
Ryan, Wm		1					
Saucier, X.		1					1
Schram, R. L. H.		1					
Scott, Jos.		1					
Seullion, W. J.		1					
Shanacy, M.		1		1			
Shaw, J. F.	1						
Simpson, A. F.		1		1	1		
Simpson, W. A.		1					
Slattery, R.		1					
Slattery, Thomas			1				
Sloan, W.		1					
Smith, J. C.			1				

SESSIONAL PAPER No. 12

APPENDIX B—Continued.

No. 8.—List of Permanent Employees of the Inland Revenue Department, 1905–1906—Concluded.

NAMES.	SERVICES.						
	Inside.	Excise.	Weights and Measures.	Gas.	Electric Light Inspection.	Preventive.	Food Inspection.
Snowdon, J. W.		1					
Sparling, J. W.		1					
Spence, F. H.		1					
Spereman, J. J.		1					
Standish, J. G.		1					
Stewart, James		1					
Saint-Michel, F. X.		1					
Stratton, W. C.		1					
Stuart, W. E.				1			
Swannell, F. W.		1					
Talbot, John		1					
Taylor, G. W.		1					
Tétreault, J.		1					
Thomas, J. S.			1				
Thomas, Robert		1					
Thorburn, J.		1					
Thurber, J.		1					
Till, T. M.		1					
Timmons, R.		1					
Tobin, Thomas		1					
Tomlinson, W. M.			1				
Tompkins, P.		1					
Toupin, F. X. J. A.		1					
Tracy, J. P.		1					
Trasher, W. A.		1					
Trumpour, G.	1						
Valin, J. E.	1						
Verner, Francis		1					
Verner, Thomas H.		1					
Wainright, F. G.		1					
Walker, J. H.		1					
Walsh, Daniel J.		1					
Walsh, W. H.		1					
Wardell, R. S. R.		1					
Watson, V. M.	1						
Waugh, R. J.			1				1
Webbe, C. E. A.		1					
Westman, T.	1						
Weyms, C.		1					
Wheatley, Alfred E.			1				
White, J. B.		1					
Whitehead, J. P.		1					
Whyte, J. A.				1			
Wilson, David		1					
Wilson, J. E.				1	1		
Winsor, John A.			1				
Wolfenden, William		1		1			
Wood, James A.		1					
Woodward, G. W.		1					
Wright, Robert J.			1				
Wright, S. E.							1
Yetts, R. P.	1						
Young, R. E.		1					
Totals	32	343	66	41	24	3	16

APPENDIX B—Continued.

No. 9.—List of Permanent Employees of the Inland Revenue Department employed on salary during only a portion of the year ended June 30, 1906.

Names.	Period.	SERVICES.						
		Inside.	Excise.	Weights and Measures.	Gas.	Electric Light Inspection.	Preventives.	Adulteration of Food.
Aaron, J. D.	From June 21 to June 30, 1906.		1					
Beard, Miss M. H.	March 2 to June 30, 1906.	1						
Belisle, E.	August 25, 1905 to June 30, 1906.							1
Bond, M. B.	July 19 to July 30, 1905				1	1		
Bonness, J. D.	July 1, 1905 to April 30, 1906							1
Bourgeois, C.	February 6 to June 30, 1906.		1					
Cotter, W. F.	May 19 to June 30, 1906.				1	1		
Courchesne, J. H.	July 1 to October 31, 1905.		1					
Courchesne, P. H. E.	December 13, 1905 to June 30, 1906		1					
Cryderman, C. W.	April 20 to June 30, 1906.		1					
Davis, Jas.	July 1, 1905 to April 30, 1906		1					
Dessert, V.	February 6 to June 30, 1906.			1				
Elliott, W. J.	March 29 to June 30, 1906.		1					
Folley, L. R.	November 6, 1905 to June 30, 1906.				1	1		
Fontaine, A. A.	July 1, 1905 to April 30, 1906.					1		
Feunrier, L. A.	August 1 to July 31, 1905.			1				
Fowler, J. D.	July 1, 1905 to May 31, 1906.				1			
Furlong, C. J.	May 22 to June 30, 1906.		1					
Garneau, H.	July 1 to September 30, 1905.		1					
Graveline, D. P.	February 6 to June 30, 1906			1				
Hall, H. C.	February 6 to June 30, 1906.		1					
Harbottle, N.	August 24, 1905, to June 30, 1906		1			1		
Harrison, W. F.	July 1 to September 30, 1905.		1					
Irwin, S.	July 1, 1905, to May 30, 1906			1				
Jarvis, H.	January 1 to June 30, 1906.			1				
Johnston, C. W.	February 6 to June 30, 1906.			1	1			
Kirkpatrick, A. J.	March 29 to June 30, 1906.		1					
Lépine, L.	July 1 to September 30, 1905		1					
Liddle, D.	February 6 to June 30, 1906.			1				
MacGregor, D. C.	May 3 to June 30, 1906.		1					
Malo, T.	July 1 to November 30, 1905.		1					
Marshall, R.	July 25, 1905 to June 30, 1906.			1				
Martin, N.	July 25, 1905 to June 30, 1906.		1					
Michon, A. E.	July 1, 1905 to April 30, 1906		1					
Miller, A.	July 1, 1905 to April 30, 1906				1	1		
Montgomery, W. H.	February 6 to June 30, 1906.		1					
Moreau, A.	February 15 to June 30, 1906		1					
Morrisette, F.	November 4, 1905 to June 30, 1906.		1					
Morrisette, J. W.	July 1 to August 31, 1905.		1					
Murphy, F.	December 19, 1905 to June 30, 1906.				1	1		
McDonald, J.	July 1 to August 31, 1905.			1				
McGowan, J.	February 6 to June 30, 1906		1					
Newsome, I.	February 6 to June 30, 1906		1					
Nichols, J. T.	February 1 to June 30, 1906.		1					
Osborne, F. A.	July 1, 1905 to May 30, 1906.		1					
Ross, H. E.	February 1 to June 30, 1906.			1				
Rouleau, C. E.	February 17 to June 30, 1906		1					
Roy, C. E.	July 20, 1905 to June 30, 1906.			1				
Sanderson, A. E.	July 15, 1905 to June 30, 1906.							1
Saugster, F. H.	July 1, 1905 to April 4, 1906.		1					
Stevens, D. B.	July 1, 1905 to April 30, 1906		1					
Thérien, J. F.	February 6 to June 30, 1906.			1				
Wiallard, R. A.	July 1, 1905 to February 28, 1906		1					
Wilson, H. R.	February 6 to June 30, 1906		1					
Totals		4	28	12	7	7	1	2

APPENDIX B—*Concluded.*

No. 9.—List of Permanent Employees of the Inland Revenue Department employed on salary during the year ended June 30, 1906—*Concluded.*

RECAPITULATION.

Employed during the year.	465
" a portion of the year	54
Total	519

SERVICES.

Employed in the Inside Service.	36
" Excise	339
" Weights and Measures	68
" Gas	8
" Electric Light Inspection	4
" Preventive Service.	4
" Food Inspection	8
" Excise, Weights and Measures and Gas	1
" " and Gas.	11
" " and Food Inspection	9
" Weights and Measures and Gas	2
" Gas and Electric Light Inspection.	18
" Excise, Gas and Electric Light Inspection	4
" Weights and Measures, Gas and Electric Light Inspection	3
" " " and Excise.	1
" " " and Food Inspection.	1
" Excise and Electric Light Inspection.	1
	519

W. J. GERALD,
Deputy Minister.

INLAND REVENUE DEPARTMENT,
OTTAWA, August 29, 1906.

INDEX

	PAGE.
Aaron, J. D.	Salary 121
'Acadian Recorder'	Subscription 142
'Acadiancis', St. John.	" 143
Acetic Acid	Duty accrued 22-23
"	Return of Manufactures 108
"	" " Comparative Statement for 1904-1905 and 1905-1906 108
"	Revenue 6-8
"	Comparative Statement showing monthly increase or decrease for 1904-1905 and 1905-1906 30-31
"	Warehouse Returns 109
"	" " Comparative Statement for 1904-1905 and 1905-1906 110
Adam, A. R.	Duty-pay 133
"	Salary 123
Adulteration of Food, Expenditure, page 17	Details of 138, 139
"	Fees 20
"	Vote for 66
Ahearn, Thomas	Lessee 112
Ahearn & Soper, Ltd.	Electrical Supplies, &c. 155
Alexander, T.	Contingencies and salary 119
"	Distribution of seizures 135
Allen, G. A.	Duty-pay 133
"	Salary 128
Allen, S.	Refunds 49
Allison, John B.	Commission 131
Altaman, P. J.	Salary 118
American Bank Note Co.	Contingencies 130, 148
American Express Company, The.	" 155
American Tobacco Co. of Canada, Ltd., The.	Refunds 38, 39, 40, 41, 42, 43, 44, 45, 46, 47, 48, 49
American Vitrified Conduits Co.	Contingencies 155
Amor, William.	Salary 119
Amount voted and expenditure authorized for each	service 66
Amyot & Gauvin.	Refunds 36
Anderson, J. J.	Commission 131
Anderton & Co.	Refunds 36
Andrews, A. A.	Salary 124
Andrick, C. E.	Refunds 37
Appendix, "A"	Statistics 67
" "B"	Details of expenditure 118
Archibald, L. C.	Lessee 114
<i>Argus, The</i> , Montreal	Subscription 143
Ateshian, Carmig	Refunds 40, 43, 45, 49
Aubin, A.	Contingencies 153
"	" and salary 150
Aubin, C.	Salary 150
Audette, L. A.	Law stamps 19
Auger, B.	Gratuity 143
Auger, L. H.	Salary 126
Avery, W. & T.	Contingencies 148
Baby, W. A. D.	Duty-pay 133
"	Salary 119
Baikie, D.	" 120
Bailey, John	Purchaser 116
Baldwin, A. H.	Lessee 112
Bank of British Columbia, The	" 112
Bank of Montreal	" 112
Bantley, M.	Refunds 43
Barber, J. S.	Salary 122
Barnes, G.	" 127
Barrett, J. K.	Contingencies and salary 129
Barrie, R.	Refunds 33
Barrie Brewing Co., The	" 36
Barrie Gas District	Contingencies and salary 149
Barry, H. D.	Refunds 43
Barry, James	Contingencies and salary 145
Bauer, A.	Refunds 34, 37
Bauld, Bros. & Co.	" 39, 41, 45, 47, 49
Bayard, G. A.	Duty-pay 133
"	Salary 123

	PAGE.
Beard, M. H.	Salary..... 140, 141, 142
Beauchesne, P. C.	Commission..... 132
Beaudet, E.	Salary..... 145
Beaulac, J. H.	"..... 145
Beaulieu, J. B.	"..... 125
Beaumont Brewing Co., The	Refunds..... 37
Beaugard, Rainville & St. Julien	Contingencies..... 148
Begg, L. H.	"..... 44
Belair, A. P.	Salary..... 124
Belle, E.	"..... 138
Bell, J. H.	Contingencies..... 153
"	Salary..... 151
Bell Telephone Co., The	Contingencies..... 155
Belleperche, A. J. E.	Salary..... 123
Belleville Electric Light District	Contingencies..... 153
" Excise Division	" and salaries..... 118
"	Distribution of seizures..... 135
" Gas District	Contingencies and salaries..... 149
" Weights and Measures Division	"..... 144
Belyea, T. H.	"..... 126
"	Distribution of seizures..... 137
Bellison, H. F. W.	Refunds..... 44
Benetiau, S.	Salary..... 123
Benjamin, E. R.	Bill stamps..... 18
Bennett, James	Salary..... 120
Benoit, L. V.	Contingencies and salary..... 125, 151
Berlin Gas Office	"..... 149
Bernard, N. J. D.	Duty-pay..... 133
"	Salary..... 125
Bernhardt, V. P.	Refunds..... 37
Bernier, J. A.	Duty-pay..... 133
" Jean A.	Salary and salary..... 123, 124
"	"..... 145
Berry, H. L.	Duty-pay..... 133
"	Salary..... 123
Bickle, J. W.	Contingencies and salary..... 149
"	Salary..... 121
Billman, Chisholm & Co.	Refunds..... 39, 43
Bill stamps—Distributors' Accounts	"..... 18
Binney, J. W.	Commission..... 131
Bish, Philip	Duty-pay..... 133
"	Salary..... 118
Bishop, James	Duty-pay..... 133
Bishop, J. B.	Salary..... 119
Bixel, A.	Refunds..... 35
Bixel Brewing and Malting Co., Ltd.	"..... 35
Blackburn, R. <i>et al.</i>	Lessees..... 112
Blackman, C.	Salary..... 119
Blackwood, W.	Refunds..... 33
Blais, Narcisse	Lessee..... 112
Blaisdell, N. S.	"..... 112
Blankstein, C.	Refunds..... 44
Blethen, C. W.	Salary..... 127
Blumenstiel, I.	Refunds..... 38, 43, 48
Blyth, A.	Salary..... 120
Blyth & Watt	Contingencies..... 155
Bolduc, E.	Salary..... 145
Bolland, A.	Refunds..... 38, 39, 40, 41, 42, 43, 44, 45, 47
Bond, M. B.	Salary..... 150
Bonded Factories	Inspector of..... 129
Bonded Manufactures, Revenue	"..... 6, 8
Bonded Warehouse License	Refunds..... 49
Bonness, J. D.	Distribution of seizures..... 137
" (Estate of)	"..... 137
Boomer, J.	Purchaser..... 116
Boomer, J. B.	Salary..... 122
Booth, J. R.	Lessee..... 112
Boswell & Bros	Refunds..... 36
Bourget, L. J.	Salary..... 145
Bourget, O.	Distribution of seizures..... 136
"	Salary..... 125
Bourgeois, C.	"..... 123
Bourgeois, Eug.	"..... 142
Bousquet, J. O.	"..... 124
Bouteiller, G. A.	Duty-pay..... 133
"	Salary..... 123
Bowen, F. C.	"..... 125

SESSIONAL PAPER No. 12

		PAGE.
Bowen, N. H.	Purchaser	116
Bowman, A.	Salary	118
Bowman, M.	Food analyses	139
Boyd, A.	Commission	131, 132
Boyd, J. F. S.	Salary	119
Boyd, S. L.	"	122
Boyle, P.	"	120
Brabant, J. B. G. N.	Distribution of seizures	136
"	Salary	124
Bradley John	Refunds	38, 48
Brain, A. F.	Duty-pay	134
"	Salary	118, 123
Brain, Mary E.	Refunds	36
Brantford Excise Division	Contingencies and salaries	118
Breen, J.	Salary	144
Brener, A. H.	Refunds	40, 42, 45, 48
Brennan, D. J.	Duty-pay	133
"	Salary	119, 126
Brennan, J.	Duty-pay	133
"	Salary	123
Brentnall, F. F.	"	118, 122
Breweries and Malt Houses	Inspector of	129
Bridge, Revenue	"	15
Bridgeman, M. W.	Salary	121
Bristol Ferry	Lessee	15
Bristow, M. G.	Contingencies	148
British American Bank Note Co.	"	130
British Columbia Distillery Co., Ltd	Refunds	34
British Columbia Excise District	Contingencies and salary	129
British Insulated and Helsby Cables Co. Ltd	"	155
Britton, W. H.	Commission	131
Broadfoot, S.	Contingencies	149
"	Salary and salary	118
Brockville Gas District	"	149
Brodeur, Hon. L. P.	Salary	140
"	Travelling expenses	142
Brodeur, P. E. S.	Salary	140
Brodeur, S. A.	Commission	131, 132
Bronson, B. Co., The	Refunds	33, 37
Bronson Co., The	Lessees	112
Bronson & Weston	"	112
Bronson & Weston Lumber Co., The	"	112
Brook, Joseph	Tenant	116
Brown, G.	Commission	131, 132
Brown, H. A.	Refunds	45
Brown, W. J.	Distribution of seizures	135
"	Duty-pay	134
"	Salary	118
Bruyère, H. P.	"	124
Bryan, H. A.	Refunds	39, 43, 48
Buckingham and Cumberland Ferry	Lessee	15
Buffalo and Point Abnot Ferry	"	15
Buildings	Revenue	15
<i>Bulletin des Recherches Historiques, Lévis, Que</i>	Subscription	142
<i>Bulletin, Le, Montreal</i>	"	143
Burgess, Thomas	Salary	148
Burke, T.	Contingencies and salary	129
Burns, John	Salary	140
Burns, R. J.	"	122
Busby, C. S.	Commission	131
Butterworth & Co.	Contingencies	130
Cahill, J. H.	Salary	125
Cahill, J. W.	Duty-pay	133
"	Salary	123
Calcutt, H.	Refunds	37
Calgary Excise Division	Contingencies and salaries	128
" Weights and Measures Division	"	146
Cameron, A. McK.	Commission	131, 132
Cameron, D. M.	Duty-pay	133
"	Salary	119
Cameron, R.	Law stamps	19
Campbell, G.	Commission	132
Campeau, F. R. E.	Salary	140
Canada Atlantic Ry. Co.	Freight	130
Canada Malting Co. Ltd.	Refunds	33, 37
Canada Newspaper Co. Montreal	Subscription	143
Canadian Express Co.	Freight	130, 143, 148, 155

SESSIONAL PAPER No. 12

	PAGE.
Conroy, Mary	Lessee..... 112
Contingencies—Adulteration of Food	138-139
" Departmental	142-143
" Electric Light, General	155
" Gas, General	152
" Minor revenues	138
" Weights and Measures, General	152
Controller of Stationery	Stationery..... 142
Conway, T. D.	Commission..... 131
Cook, W. R.	Salary..... 122
Copland Brewing Co., Ltd.	Refunds..... 36
Corby, H.	"..... 35
" Distillery Co.	"..... 35
Cornwall Gas District	Contingencies and salaries..... 149
" Excise Division	"..... 118
Corporation of Quebec	Lessee..... 112
" Three Rivers	"..... 112
Corriveau, O.	Distribution of seizures..... 137
Cosgrove, Brewery Co., Ltd. The	Refunds..... 36
Côté, Eugène	"..... 38
Costello, J. W.	Salary..... 146
Costigan, J. J.	Salaries..... 124, 138
" " " " " " " "	Travelling and other expenses..... 138
Cotter, W. F.	Salary..... 151
Coughlin, D.	"..... 144
Coulter, A.	Duty-pay..... 134
" " " " " " " "	Salary..... 122
Courchesne, J. H.	"..... 125
" P. H. E.	"..... 125
Courtney, J. J.	"..... 124
Coutlee, L. M.	Lessee..... 112
Coutts, J. J.	Salary..... 119
Cowan, E.	"..... 145
Crawford, W. P.	"..... 119
Creely, George	Purchaser..... 116
Crevier, L. H.	Salary..... 124
Cross Point and Campbellton Ferry	Lessee..... 15
Cryderman, C. W.	Salary..... 120
Currier, J. M.	Lessee..... 112
Dager, H. J.	Salary..... 122
Daily Telegram	Subscription..... 142, 143
Dalton, M. J.	Salary..... 121
Daly, J. A.	Commission..... 131
Daoust, J. A.	Salary..... 145
Daveluy, J. P.	Duty-pay..... 134
" " " " " " " "	Salary..... 123, 124
David, T.	"..... 124
Davidson, E.	"..... 138
" J	Duty pay..... 134
Davies, H. H.	Refunds..... 36
Davis, J.	Salary..... 120
Davis, S. & Sons	Refunds..... 39
Davis, T. G.	Salary..... 119
Davis, T. L.	Law costs..... 130
Davy, E.	Contingencies and salary..... 146
Dawes, A. J.	Refunds..... 33, 37
Dawson, W.	Duty-pay..... 133
" " " " " " " "	Salary..... 118
Deely, F.	"..... 128
De Grosbois, C. B.	"..... 125
Deland, A. N.	"..... 126
Dennis, W. A.	"..... 149
Departmental Contingencies	Vote for..... 66
" Expenditure, page 50	Details of..... 142 to 143
" Salaries	Vote for..... 66
Desaulniers, E. L.	Salary..... 140, 141
Desaulniers, J. E. A.	Duty-pay..... 133
" " " " " " " "	Salary..... 124
" " " " " " " "	Travelling expenses..... 142
Desjardins, Alfred	Lessee..... 112
Desmarais, H. F.	Salary..... 126
Despond, C. R.	Refunds..... 43
Dessert, V.	Salary..... 145
Devlin, F.	Refunds..... 36
Dewar, Colin	Lessee..... 112
Dibblee, William	Salary..... 126

	PAGE.
Dick, J. W.	Duty-pay..... 133
"	Salary..... 122
Dickson, C. T.	Contingencies and salary..... 119
Dingman, N. J.	" "..... 129
Distilleries	Inspector of..... 129
Distribution of seizures	135 to 137
" recapitulation of	137
District Inspectors—Excise	Contingencies and salaries..... 129
" Gas	" "..... 151
" Weights and Measures	" "..... 147
Dixon, H. J. S.	Distribution of seizures..... 136
"	Salary..... 124
Dodd, William	Lessee..... 112
Dominion Brewery Co., Ltd., The	Refunds..... 36
Dominion Express Co.	Freight..... 130, 143, 148, 155
Dominion Phosphate Co., Ltd.	Lessee..... 114
Dominion Plating Co., The	Contingencies..... 148
Donald, J. T.	Food analyses..... 139
Domely, J.	Refunds..... 44
Donoghue, D.	"..... 38
Dooley, James	"..... 38, 39, 42, 43, 44, 46, 49
Douglass, H.	Commission..... 132
Doyle, B. J.	Duty-pay..... 133
"	Salary..... 122
Doyle, E. F.	"..... 140
Doyon, J. A.	"..... 140
Dow, W. & Co.	Refunds..... 33, 37
Drewry, E. L.	"..... 33, 37
Dring & Fage	Contingencies..... 130
Duberger, E. A.	Travelling Expenses..... 139
"	Salary..... 139
Duchesne, Frs.	"..... 153
Dudlev, W. H.	"..... 122
Dufresne, J. C.	Contingencies and salary..... 153
Dumaine, J. D.	Duty-pay..... 134
"	Salary..... 126
Dumbrille, R. W.	"..... 119
Dumouchel, L.	"..... 124
Duncan, H. J.	Law costs..... 155
Dundas and Waterloo Road—Lessee	Minor expenditure..... 15
Duolop, C.	Salary..... 123
Dumne, J. P.	"..... 140
Dumville Bridge	Lessee..... 15
Duplessis, C. Z.	Salary..... 126
Dustan, W. M.	Contingencies and salary..... 146
Duty-pay to officers, page 12	Details of expenditure..... 133, 134
"	Vote for..... 66
" other than special surveys	"..... 66
Dwyer, D. T.	Salary..... 126
Dwyer, P.	Refunds..... 35
Dyer, J. J.	"..... 31, 43, 45, 48
Dyer, W. R.	"..... 41
Earl, Edgar	Duty-pay..... 133
Earl, R. W.	Salary..... 127
Eastern Township Bank for the A. L. Howard Co.	Refunds..... 33
Eaton, C.	"..... 36
Eclipse Manufacturing Co., The	Contingencies..... 155
Edmonton Brewing and Malting Co., Ltd., The	Refunds..... 33, 37
Edmunston Electric Light District	Contingencies and Salary..... 153
" and Maine Ferry	Lessee..... 15
Edwards, W. C. & Co., Ltd.	Contingencies..... 130, 148
Egan, W.	Salary..... 120
Egner, A.	Duty-pay..... 133
"	Salary..... 118
Eimer and Amend	Contingencies..... 130, 139
Electric Light Inspection—Contingencies	Vote for..... 66
" " Expenditure, page 59	Details of..... 153-155
" " Revenue	Districts in account with revenue..... 62
" " "	Monthly deposits..... 24 to 29
" " "	Stamps revenue..... 51
Elliott, A.	Refunds..... 33, 37
Elliott, T. H.	Salary..... 122
" W. J.	"..... 119
Ellis, W. H.	Food analyses..... 139
English, J. J.	Commission..... 131
Enterprise Brewing Co., The	Refunds..... 33
Errett, R. W.	Salary..... 144
Estate of late Robert Reid	Purchaser..... 116

SESSIONAL PAPER No. 12

	PAGE.
Evans, G. T.	Salary..... 122
Excise Contingencies.	Vote for..... 66
" " on account of stamps	"..... 66
" Expenditure, pages 10 to 13.	Details of..... 118 to 134
" " on account of stamps	Vote for..... 66
" General expenditure, pages 1-5	Details of..... 130
" Revenue.	"..... 6 to 9
" Comparative Statement showing increase or decrease for 1901-1905 and 1905-1906.	"..... 30-31
" " Monthly deposits	24 to 29
" Salaries	Vote for..... 66
" Statistics (Appendix A)	67 to 109
Expenditure—Adulteration of food, page 17.	Details of..... 50
" Departmental, page 50	"..... 140-141
" Details of (Appendix B)	118 to 159
" Electric light inspection, page 63.	Details of..... 153 to 155
" Excise, pages 10 to 13.	"..... 130
" Gas inspection, pages 58-59	"..... 149 to 152
" General statement	4-5
" Sundry minor, page 20.	Details of..... 138
" Weights and Measures, pages 54 to 57.	"..... 144 to 148
Egan, J. C.	Food analyses..... 139
Egan, T. P.	Law costs..... 130
Fahey, Edward	Salary..... 119
Fair, J. D. & Co.	Refunds..... 41
Fair, T. J. & Co., Ltd.	Refunds..... 39, 42, 44, 46, 47, 48
Fairweather, F. L.	Law costs..... 139
Falconer, J. E.	Duty-pay..... 133
" " Salary	123
Falconer, R. H.	"..... 122
Farmers Advocate, The, London	Subscription..... 143
Farnpharson & Grainger	Refunds..... 36
Ferguson, D.	Commission..... 131, 132
Ferguson, J. C.	Salaries..... 126, 138
" " Travelling and other expenses	138
" " Commission	131, 132
Ferguson, J. W.	Fees..... 15
Ferries—Revenues	"..... 15
Fertilizers	Inspection fees..... 20
Fiddes, James	Salary..... 120
Fielding, L. G.	"..... 122
Findlay, R.	"..... 141
Findley, H.	Contingencies and salary..... 147
Finlayson, Roderick	Lessee..... 112
Firstbrook, Jas.	Refunds..... 38, 41, 45, 48
Fiset, M.	Food analyses..... 139
Fisher, John	Refunds..... 35
Fitzgerald, E. W.	Salary..... 144
Fitzpatrick, W. J.	"..... 126
Fleming, C.	"..... 120
Fletcher, R. W.	Salaries..... 128, 138
" " Travelling and other expenses	138
Floody, E. S.	Distribution of seizures..... 136
Flusher, John	Refunds..... 34
Flynn, D. J.	Salary..... 122
Flynn, F. L.	Refunds..... 38
Foisy, H.	Contingencies..... 143
Folley, L. R.	Salary..... 150
Food, Adulteration of—Expenditure, page 17.	Details of..... 138-139
" " Vote for	66
" " General statement of expenditure	17
Food Inspection	"..... 17
Foran, T. P.	Law costs..... 130
Forest, E. R.	Salary..... 121
Forest, J. O. F.	Commission on sale of tobacco stamps..... 132
Forest, N.	Salary..... 123
Fort Erie and Buffalo Ferry	Lessee..... 15
Fortier, J. J. O.	Salary..... 125
Fortier, J. M., Ltd	Refunds..... 39, 40, 41, 42, 43, 44, 45, 46, 47, 49
Forward, H. F.	"..... 47
Foster, Henry	Salary..... 120
Fournier, L. A.	"..... 145
Fowler, G.	"..... 140
Fowler, J. D.	"..... 151
Fox, J. D.	"..... 124
Fox, Thomas	"..... 120
Frame, A.	Contingencies and salary..... 146
Frankland, H. R.	"..... 122
" " Distribution of seizures	136

		PAGE
Fraser, P.	Contingencies and salary	127
Fraser, R.	Commission	131
Fréchette, L. A.	Translation	132, 139, 152
"	vote for	66
Fredericton Gas District	Salary	151
Freed, A. T.	Contingencies and salary	144
Freeland, A.	Contingencies and salary	120
"	Distribution of seizures	136
Furlong, C. G.	Salary	140
Fyfe, Jas.	Contingencies and salary	147
Fyfe Scale Co.	"	148
Gallagher, T.	"	149
"	Salary	144
"	"	123
Gamache, J. N.	Purchaser	116
Garbatz, John	Refunds	48
Gardner, H. B.	Cab hire	143
Gardner, J.	Commission	131, 132
Gardner, W.	Salary	140, 141
Garneau, Hector	Travelling expenses	66
"	Vote for	149 to 152
Gas Inspection—Contingencies	Details of	58-59
"	Expenditure, pages 58, 59	24 to 29
"	Inspection Districts in account with revenue	66
"	Revenue	60-61
"	Monthly deposits	51
"	Salaries	114
"	Vote for	124
"	Distributor's account	143
"	Stamps	126
"	Stamps revenue	155
Gass, Charles S.	Lessee	130
Gauvin, E.	Salary	152
Gazette Printing Co.	Subscription	148
Geldart, O. A.	Salary	38, 39, 40, 41, 42, 43, 44, 45, 47, 49
General Electric Light Contingencies		120
"	Excise—Contingencies	130
"	Gas Contingencies	133
"	Weights and Measures Contingencies	122
G. E. Tuckett & Son Co., Ltd., The.	Refunds	130
George John	Salary	133
Gerald, Charles	Contingencies	122
"	Duty-pay	130
"	Salary	133
Gerald, W. H.	Contingencies	121
"	Duty-pay	140
"	Salary	142
Gerald, W. J.	Travelling expenses	140
"	Salary	42, 47
Gervais, J. H.	Refunds	146
Gignac, R. T.	Salary	131
Gilby, W. F.	Commission	129
Gillmly, R. H.	Contingencies and salary	122
Gill, William	Salary	131
Gillies, A. L.	Commission	120
Gilpin, R. R.	Salary	127, 146
Girard, J.	Salaries	142
Girdlestone, R. J.	Subscription	40, 43
Globe Printing Co., Toronto	Refunds	33, 37
Gold, Thomas	"	40, 43, 45, 47, 49
Golden Lion Brewing Co The	"	33
Goldstein, B.	"	139
Gooderham, W. G.	Contingencies	36
Gooderham & Worts Ltd.	Refunds	140
"	Salary	133
Goodhue, M. L. E. B.	Duty-pay	120
Goodman, A. W.	Salary	116
"	Lessee	127
Gordon, D. W.	Salary	127
Gorman, A. M.	Contingencies and salary	132
Gosnell, T. S.	Provisional allowance	130
"	Law costs	15
Gouin, Lomer	Lessee	133
Government Telegraph Lines	Duty-pay	123
Gow, J.	Salary	122
"	"	153
Graham, A. I.	Contingencies	120, 150
Graham, W. J.	" and salaries	133
"	Duty-pay	122
Graham, W. T.	Salary	133
"	"	122

SESSIONAL PAPER No. 12

		PAGE.
Grand Trunk Ry. Co.	Freight	130, 152
"	Lessee	114
Grant, H. H.	Contingencies and salary	127
Grant's Spring Brewing Co Ltd.	Refunds	35
Gravel, A. I.	Contingencies and salary	145
Graveline, D. P.	Salary	125
Graves Bros	Contingencies	130, 142, 143, 148
Great Northern Transit Co.	Lessee	112
Great North-western Telegraph Co.	Telegrams	142
Grier, G. A., & Co.	Lessees	112
Grignon, A.	Commission on sale of tobacco stamps	132
Grimason, Thomas	Salary	119
Grothé, L. O.	Refunds	39, 40, 42, 43, 45, 48
Guay, A.	Salary	145
Guelph, Excise Division	Contingencies and salaries	118-119
" Gas District	" "	149
Hagarty, B.	Salary	140
Hagarty, P.	"	127
Halifax Breweries Co., Ltd	Refunds	34, 35, 37
" Electric Light District	Contingencies	133
" Excise Division	" and salaries	127
" Gas District	" "	151
" Weights and Measures Division	" "	146
Hall, H. C.	Salary	145
Halliday, W. A. W.	"	140
Hamilton, D. J.	Refunds	38
Hamilton Electric Light Inspection District	Contingencies	153
" Excise Division	" and salaries	119
" Gas District	" "	149
" Weights and Measures Division	" "	144
Hamilton, J. S. & Co	Refunds	33
Hammond, T. A.	Salary	127
Hanlan, J. R.	"	119
Hanley, A.	"	119
Harbottle, N.	Contingencies and salary	153
"	Salary	128
Harkness, Thos.	Refunds	39, 44
Harris, J. G.	Salary	121
Harris, Bronson & Co	Lessees	112
Harrison, W. F.	Salary	126
Harwood, J. O. A.	"	124
Hart, A. S.	Refunds	45
Hartinger, Frank	"	35
Hawkins, W. L.	Salary	127
Hayhurst, T. H.	Duty-pay	133
"	Salary	119
Hayward, W. J.	Contingencies and salary	144
Hébert, C. D.	" "	126
Hébert, J. A. P.	Salary	145
Heisz, L.	Refunds	36
Helliwell, H. N.	Salary	122
Henderson, Hugh	Refunds	34
Henderson, W.	Distribution of seizures	135
"	Salary	122
Heney, J. J.	Refunds	32, 33
Henry, James	"	40, 41, 43, 45
Henwood, G.	Salary	128
<i>Herald</i> Publishing Co., Montreal	Subscription	142
Hesson, C. A.	Contingencies and salary	121
Hicks, W. H.	Salary	121
Higman, O.	Contingencies and salary	154
"	Salary	151
Hill, John	Refunds	38
Himsworth, W.	Salary	140
"	Travelling expenses	142
Hinchey, E. H.	Salary	120
Hiram Walker & Sons Ltd	Refunds	36
Hirsch, Jacob	"	40, 43, 44
Hobbs, G. N.	Salary	119
Hobrecker, A.	Refunds	38, 39, 40, 41, 42, 44, 45, 47
Hobrecker, T.	"	39
Hodder, W. E.	Salary	128
Hogan, James	"	119, 138
"	Travelling expenses	138
Holden, Daniel	Purchaser	116
Holliday, T.	Refunds	37
Holloran, M. K.	"	39

6-7 EDWARD VII., A. 1907

		PAGE.
Holze, Gust.....	Refunds.....	46
Howard, G. M.....	".....	32
Howard, W. W. S.....	Duty-pay.....	133
".....	Salary.....	122
Howary, W. F.....	Law costs.....	139
Howden, R.....	Salary.....	121
Howell, Thomas.....	".....	128
Howie, A.....	Duty-pay.....	133
".....	Salary.....	118
Hubley, H. H.....	".....	127
Hudon, L. E.....	".....	140
Huether, C.....	Refunds.....	34, 36, 37
Huff, G. H.....	Lessee.....	112
Hughes, Henry.....	Salary.....	146
Hughes, P. A.....	".....	140
Hughes, R. A.....	".....	144
Hull Ferry (old lease).....	Lessee.....	15
Hunter, W. M.....	Salary.....	150
Hurst, Levi B.....	Duty-pay.....	133
".....	Salary.....	122
Hydraulic and other rents.....	Appendix "A".....	112 to 117
".....	Lessee's account.....	112 to 117
".....	Monthly deposits.....	24 to 29
".....	Revenue.....	14
Hynes, Jos.....	Refunds.....	38
Iler, B.....	Contingencies and salary.....	118
Inland Cigar Manufacturing Co.....	Refunds.....	39, 48
Inland Revenue Department.....	List of persons employed in.....	156 to 165
".....	Expenditure, page 50. Details of.....	140 to 152
Inspector of bonded factories.....	Contingencies and salary.....	129
".....	breweries and malt houses.....	129
".....	distilleries.....	129
".....	tobacco factories.....	129
Inspectors, Excise Districts.....	".....	129
<i>Intelligencer</i> , Belleville.....	Subscription.....	143
Irion, A. L.....	Refunds.....	36
Ironside, G. A.....	Contingencies and salary.....	121
Irwin, S.....	Salary.....	144
Isaacs, A.....	Refunds.....	38, 39, 40, 41, 42
Jackson, H. B.....	Commission.....	131, 132
Jacobs & Co.....	Refunds.....	38, 40
Jacobs, H. & Co.....	".....	41, 45
James, T. C.....	Salary.....	127
Jameson, S. B.....	".....	127
Jamieson, J. C.....	Duty-pay.....	133
".....	Salary.....	122
Jarvis, Henry.....	".....	144
Jeffrey, A. J.....	".....	121
Johnson, J. J.....	Duty-pay.....	133
".....	Salary.....	120
Johnson, W.....	Contingencies.....	150
".....	"..... and salaries.....	144, 149
Johnston, C. W.....	".....	149, 153
".....	".....	153
".....	Salary.....	144
Johnston, J. M.....	Refunds.....	44
Johnstone, J. K.....	Contingencies.....	153
".....	"..... and salary.....	150
Joliette Excise Division.....	"..... salaries.....	123
".....	Distribution of seizures.....	135
Jones, A.....	Duty-pay.....	133
".....	Salary.....	122
Jones, R.....	Contingencies.....	154
".....	"..... and salaries.....	128
".....	Provisional allowance.....	132
".....	Salary.....	151
Jones, P.....	Refunds.....	42
Jones, Simson, Ltd.....	".....	37
Jones, Yarnell & Co., London, England.....	Subscription.....	142
<i>Journal</i> , Printing Co.....	".....	142
Jubinville, J. P.....	Salary.....	123
Julian, Sale Leather Goods Co.....	Contingencies.....	148
Kavanagh, A. J.....	Commission.....	131, 132
Kearney, D. J.....	Distribution of seizures.....	136
".....	Salary.....	124
Keay, W. S.....	".....	128
Keeler, G. S.....	Duty-pay.....	133
".....	Salary.....	121

SESSIONAL PAPER No. 12

	PAGE.
Kelty, Thomas	Contingencies and salary.. 121
Kelley, G.	Refunds. 39, 41, 42, 43, 45, 46, 47, 49
Kelley, J. T.	Distribution of seizures. 137
Kelly, D.	Contingencies and salary. 144
Kelly, M. J.	" " " 145
Kenning, J. H.	" " " 129
Kenny James.	Refunds. 49
Kenny, J.	Salary. 128
Keogh, P. M.	Duty pay. 133
"	Salary. 123
Kidd, Thomas	" 138
"	Travelling and other expenses. 138
"	Refunds. 38
Kilbourne, W. P.	" 38
Kimberley, G. F.	" 33
King, H. L.	" 127
King, R. M.	Salary. 142
King's Printer.	Printing, &c. 119
Kingston Excise Division.	Contingencies and salaries. 149
Kingston Gas District.	Contingencies and salary. 131
Kirk, J. T.	Commission. 119
Kirkpatrick, H. J.	Salary. 43
Klebanoff Muscovetch Co.	Refunds. 145
Knowles, Charles	Salary. 36
Kormann Brewery Co., Ltd., The.	Refunds. 36
Kuntz, Barbara	" 47
Kurtz & Co.	" 34, 35
Labatt, John	Contingencies and salary. 123
Labelle, L. V.	Distribution of seizures. 135
"	Subscription. 142
<i>L'Action Libérale, Montreal.</i>	Salary. 138
Ladouceur, Louis.	Cab hire. 143
Landreville, M.	Commission on sale of tobacco stamps. 132
Lapierre, J.	Subscription. 142
<i>L'Avair du Nord.</i>	Salary. 144
Laidman, R. H.	" 124
Lambert, J. A.	" 124
Lamoureux, J. A.	" 116-117
Land sales.	Details of. 14
"	General account of. 124
Lane, T. M.	Salary. 125
Langelier, F.	" 138, 139
Langley & Martin.	Law cost. 15
La Passe and Gower Point Ferry.	Lessee. 142
<i>La Patrie, Montreal.</i>	Subscription. 132
Lapierre, J.	Commission on tobacco stamps. 120
Laporte, G.	Salary. 142
<i>La Presse, Montreal.</i>	Subscription. 127
LaRivière, A. C.	Salary. 125
LaRue, A.	" 125
LaRue, A. P.	" 125
LaRue, G.	Contingencies and salary.. 125
"	Distribution of seizures. 18
LaSalle, B.	Bill stamps. 139
Latchford, F. R.	Law cost. 143
<i>La Tribune de St. Hyacinthe.</i>	Subscription. 146
Laurence, G. C.	Contingencies and salary. 134
Laurier, J.	Duty pay. 124
"	Salary. 112
Laverdure, E. G.	Lessee. 130
Law Costs.	Expenditure. 140
Lawless, E. M.	Salary. 129
Lawlor, H.	Contingencies and salaries. 136
"	Distribution of seizures. 119
Lawlor, J. J.	Salary. 148
Lawson, Thomas & Sons.	Contingencies. 19
Law stamps.	Distributor's account. 53
" revenue.	" 145
Lebel, J. A. W.	Salary. 145
LeBlanc, F. X.	" 143
<i>Le Bulletin, Montreal.</i>	Subscription. 142
<i>Le Canada, Montreal.</i>	" 142
<i>Le Canada Français, St. Jean.</i>	" 142
<i>L'Echo de Québec.</i>	" 142
<i>Le Courrier de l'Ouest.</i>	" 142
<i>Le Courrier de Montmagny.</i>	" 142
<i>Le Cultivateur, Montreal.</i>	" 142
Ledoux, A.	Salary. 124

	PAGE.
Lee, Edward.....	Salary..... 120
Lee, Thomas.....	Refunds..... 42, 43
Lemesurier, J.....	Salary..... 40, 42, 43, 44, 45, 47, 49
Lemoine, Alp.....	"..... 138
Lemoine, J.....	"..... 125
Lépine, L.....	"..... 125
<i>Le Temps</i> , Ottawa.....	Subscription..... 142
LeVehbridge Brewing & Malting Co., Ltd., The.....	Refunds..... 33, 37
LeVasseur, N.....	Contingencies..... 153
".....	" and salary..... 150
Levy, J. & Sons.....	Refunds..... 44, 47
Licenses, Excise.....	Revenue from..... 22-23
Liddle, D.....	Salary..... 144
List of persons employed by Inland Revenue Department.....	156 to 165
Listowel Gas District.....	Contingencies and salary..... 149
Lithgow, J. T.....	Law stamps..... 19
Logan, J.....	Salary..... 119
London Electric Light District.....	Contingencies..... 153
" Excise Division.....	" and salaries..... 119, 120
" ".....	Distribution of seizures..... 135
" Gas District.....	Contingencies and salaries..... 150
Long, W. H.....	Salary..... 127
Longtin, H.....	"..... 124
Love, G. G.....	"..... 123
Lownsbrough, W.....	Commission..... 131, 132
<i>L'Union de St. Hyacinthe</i>	Subscription..... 142
<i>L'Union des Cantons de l'Est</i> , Arthabaskaville.....	Subscription..... 142
Lunn, J. G. & Son.....	Contingencies..... 148
Lutz, W.....	Refunds..... 37
Lyman Sons & Co.....	Contingencies..... 130, 139
Lýone Bros.....	Refunds..... 37
Lyons, Edward.....	Salary..... 119
Lyons Bros.....	Refunds..... 33
Macdonald, A.....	Duty-pay..... 133
".....	Salary..... 121
Macdonald, A. J.....	"..... 127
Macdonald, J. A.....	Contingencies and salary..... 144
Macdonald, J. F.....	"..... 128, 147
Macdonald, Sir W. C.....	Refunds..... 38, 40, 42, 44, 45, 46, 47, 48
Macfarlane, Thomas.....	Salary..... 138
".....	Travelling and other expenses..... 138
MacGregor, D. C.....	Salary..... 128
Machado & Roller.....	Contingencies..... 135
MacKenzie, J. H.....	Salary..... 122
Macpherson, M. J.....	Commission..... 131
Mager, J. G.....	Salaries..... 146, 151
Magness, Robert.....	Contingencies..... 153
".....	" and salaries..... 146, 151
".....	Provisional allowance..... 148
Mahoney, H.....	Distribution of seizures..... 135
".....	Salary..... 122
".....	Cartage..... 143
<i>Mail and Empire</i> , The, Toronto.....	Subscription..... 142
Mainville, C. P.....	Salary..... 124
Male, Thomas.....	Contingencies and salary..... 149
Malo, T.....	Duty-pay..... 134
".....	Salary..... 124
Malt—Comparative Statement for 1904-1905 and 1905-1906.....	80-81
" License fees.....	22-23
" Licenses issued, grain used, quantity produced.....	76-77
" Quantity taken for consumption.....	22-23
" Revenue.....	6, 8
" " Comparative Statement showing monthly increase or decrease for 1904-1905 and 1905-1906.....	30-31
" " Refunds.....	33 to 37
" " Warehouse returns.....	78-79
" " Comparative Statement showing increase or decrease for 1904-1905 and 1905-1906.....	80-81
Malt Liquor, Comparative Statement showing monthly increase or decrease for 1904-1905 and for 1905-1906.....	30-31
" " License fees.....	22-23
" " Licenses issued, materials used and quantity produced.....	82-83
" " Quantity taken for consumption.....	22-23
" " Revenue.....	6, 8
" " Comparative Statement of malt liquor manufactured for the years 1904-1905 and 1905-1906.....	83
Manitoba Brewing and Malting Co., The.....	Refunds..... 33, 37

		PAGE.
Moore, T.	Salaries	127, 138
"	Travelling and other expenses	138
Moreau, Aug.	Duty-pay	134
"	Salary	123
Moreau, J. A.	Salaries	145, 150
Morin, J. P.	Contingencies and salary	145
Morissette, F. R.	Salary	126
Morissette, J. W.	"	126
Morris, P. & Co., Ltd.	Refunds	49
Morris, T. H.	Salary	127
Mulhern, M. M.	Contingencies and salaries	118, 149
Mulrooney, G.	Duty-pay	133
Munro, H. D.	Salary	151
Murdoch, Jas.	"	144
Murphy, F. E.	"	149
Murphy, J. L.	"	121
Murphy, M.	Purchaser	116
Murray, A. E.	Salary	122
Murray, D.	Distribution of seizures	137
"	Duty-pay	133
"	Salary	125
Muscovetch, K.	Refunds	46, 49
McAdam, Thomas	Purchaser	116
McAloney, J. A.	Salaries	128, 147, 151
McArthur, G. A.	Duty-pay	133
"	Salary	123
McCarthy, D. J.	Refunds	33, 34, 35
McCloskey, J. R.	Salary	126
McCoy, William	Duty-pay	134
"	Salary	118
McCraney, H. P.	"	128
McCnaig, A. F.	Salary	118
McCullough, A.	"	140
McCutcheon, H. M.	"	128
McDonald, A. W.	"	146
McDonald, D.	Refunds	45
McDonald, J.	Salary	141
McDonald, J. F.	Commission	131
"	Salary	154
McDonald, R. D.	Refunds	38, 40, 42, 44, 45, 46, 49
McDonald, Rt. Revd. Bishop	Lessee	114
McFarlane, J.	Salary	144
McFee, A. C.	Duty-pay	133
"	Salary	118
McGill, A.	Contingencies	139, 152
"	Salary	138
McGowan, J.	"	126
McGowan, G. A.	Refunds	43, 48
McGuire, L. J.	Salary	125
McGuire, F.	Distribution of seizures	135
"	Salary	120
McHarg, W. H.	Law costs	130
McHugh, John.	Refunds	41, 45
McIntyre, Rt. Rev. Bishop	Lessee	114
McKay Milling Co. Ltd.	"	114
McKay, R.	Salary	146
McKenna, A.	Refunds	38, 39, 40, 41, 42, 43, 44, 45, 46, 47, 48, 49
McKenzie, Geo.	Commission	131, 132
McKenzie, J. H.	Salary	122
McKenzie, W.	Commission	131, 132
McLachlan, H.	Duty-pay	133
McLaren, J. (Estate of)	Refunds	32
McLenman, Prof. J. C.	Contingencies	148
McLennaghan, N.	" and salary	120
McLeod, Col. J. F.	Bill stamps account	18
McNee, Archie.	Lessee	114
McNee, J.	Refunds	40, 44, 47, 49
McNiven, J. D.	Salary	127
McPherson, E. A.	Duty-pay	133
"	Salary	121
McPherson, J.	Commission	131
McPhie, D.	Contingencies	153
"	" and salary	149
McPhie, W. H.	Salaries	138, 149
"	Travelling expenses, &c.	138
McSween, James	Contingencies and salary	123
Nadeau, M.	Commission	132

SESSIONAL PAPER No. 12

	PAGE.
Revenue, Excise.....	3 to 5
" Gas Inspection.....	58-59
" General account.....	3
" Hydraulic and other rents.....	14
" Law stamps.....	51
" Methylated spirits.....	64-65
" Minor Public Works.....	15-16
" Monthly deposits.....	24 to 29
" Sundry minor revenue.....	26
" Weights and Measures.....	52-53
Richelieu and Ontario Navigation Co.....	Lessee 112
Ridgman, A. H.....	Salary 128
Rinfret, Dr. C. I.....	Contingencies and salary 129
Ritchie, A. J.....	" 153
".....	Salary 151
".....	" 122
Ritchie, W.....	Lessee 112
Robert, A.....	Salary 142
Robert Michell Co. Ltd.....	Contingencies 155
Robertson, D. and Roland, J.....	Lessees 112
Robillard & Son.....	Contingencies 143
Robins, S. W.....	Salary 144
Robinson, T. A.....	Refunds 31, 37
Robitaille, Cyrille.....	Lessee 114
Robitaille & Roy.....	Law costs 130
Roche, H. G.....	Contingencies 153
".....	" and salary 150
Rochester, John.....	Lessee 112
Rock City Cigar Co.....	Refunds 39
Rock City Tobacco Co., Ltd. The.....	" H, 42, 43, 44, 45, 46, 47, 49
Rockliffe and Gatineau Point Ferry.....	Lessee 15
Rocot, C.....	Refunds 36
Rork, Thos.....	Contingencies and salary 150
".....	Salary 121
Rose, J. A.....	Salary 120
Rosin, P.....	Refunds 38, 43
Ross, H. E.....	Salaries 127, 146
Rouleau, C. E.....	Salary 125
Rouleau, J. C.....	Salaries 126, 138
".....	Travelling and other expenses 138
Rousseau, E. H.....	Salary 125
Rowan, W. E.....	" 120
Roy, C. E.....	" 138
".....	Travelling expenses, &c 138
".....	Refunds 35
Roy, L. G.....	Salary 140
Rudkins, W.....	Contingencies and salaries 121
Rutland Florence Marble Co.....	" 155
Ryall, Chas. A.....	Refunds 38
Ryan, William.....	Salary 124
Sanderson, A. E.....	" 138
".....	Travelling expenses, &c 138
Sandwich and Detroit Ferry.....	Lessee 15
Sangster, F. H.....	Salary 121
Sarnia Gas District.....	Contingencies and salary 150
Saturday Budget.....	Subscription 142
Saturday Night.....	" 142
Saucier, X.....	Contingencies and salary 128, 146
".....	Provisional allowance 132, 148
Sault St. Marie Ferry.....	Lessee 15
Sauvalle, Marc.....	Contingencies 148
Schlueter, W. G.....	Refunds 49
Schnoter, F.....	" 44
Schnoter, W. J.....	" 41
School Trustees, Rondeau Harbour.....	Lessees 112
Schrader, J. H.....	Refunds 38, 39
Schram, R. L. H.....	Salary 122
Schwarz, John H.....	Refunds 49
Schwan, W.....	" 36
Scientific American.....	Subscription 142
Scott, J.....	Salary 144
Scullion, W. J.....	Duty-pay 133
".....	Salary 124
Seagram, J. E.....	Refunds 34
Seivert, J. G.....	" 40, 47
Seizures—Distribution of.....	135 to 137
" Excise—Comparative statement showing monthly increase or decrease for 1904-1905 and 1905-1906.....	30-31

SESSIONAL PAPER No. 12

	PAGE.
Sullivan, Timothy	Purchaser. 116
Sundry Minor Revenue	General statement of. 20
Superior, B. & M. Co., Ltd, The	Refunds. 35, 36
Swannell, F. W.	Salary. 128
St. Catharines Excise Division	Contingencies and salaries. 121, 122
St. Hyacinthe Electric Light District	" " 153
" Excise Division	" " 125-126
" " " " " " " " " "	Distribution of seizures. 137
" " Gas District	Salary. 151
" " Weights and Measures Division	Contingencies and salaries. 145
St. John (N.B.) Electric Light Inspection District	" " 153
" Excise Division	" and salaries. 126
" " " " " " " " " "	Distribution of seizures. 137
" " Gas District	Contingencies and salaries. 151
" " Weights and Measures Division	" " 145
" " " " " " " " " "	Salary. 119, 121
St. Leonard and Van Buren Ferry	Lessee. 15
St. Louis, Covis	Refund. 44, 45
St. Michel, F. X.	Salary. 124
Talbot, J.	" 120
Tansey, C. E.	Refunds. 44
Tate, Robt.	" 34
Taylor, G.	Gratuity. 143
Taylor, G. W.	Duty-pay. 133
" " " " " " " " " "	Salary. 125
" " " " " " " " " "	Travelling expenses. 130
Taylor, H. J.	Refunds. 34, 37
Taylor, J.	" 43, 48
Telegraph messengers, G. N. W.	Gratuities. 143
" " " " " " " " " "	C. P. R. 143
Tellier, J. A.	Refunds. 37
Templeman, Hon. W.	Salary. 140
" " " " " " " " " "	Travelling expenses. 142
<i>Temps, Le, Ottawa</i>	Subscription. 142
Tétreau, Nérée	Lessee. 112
Tétrault, J.	Salary. 126
<i>The Arous, Montreal</i>	Subscription. 143
The Bell Telephone Co.	Messages. 142
The British Columbia Distilling Co.	Refunds. 49
The Bronson Co.	Lessee. 112
The Bronson & Weston Lumber Co.	" 112
<i>The Canada Gazette</i>	Subscription. 143
<i>The Chronicle</i>	" 143
<i>The Citizen, Ottawa</i>	" 142
The Chemist and Surgeons' Supply Co.	Chemical apparatus. 139
<i>The Colonist, Victoria</i>	Subscription. 143
<i>The Farmer's Advocate, London</i>	" 143
The G. E. Tacket & Son Co., Ltd.	Refunds. 39, 41, 42, 43, 44, 45, 46, 47, 48, 49
<i>The Hanley Herald</i>	Subscription. 142
<i>The Mail and Empire, Toronto</i>	" 142
<i>The Herald Publishing Co., Montreal</i>	" 142
<i>The News, Toronto</i>	" 142
<i>The News Advertising Co., Vancouver</i>	" 143
The Pritchard & Andrews Co.	Contingencies. 130, 139, 148, 152, 155
Thérien, J. F.	Salary. 145
<i>The Star, Montreal</i>	Subscription. 142
Thomas, J. S.	Salary. 144
Thomas, R.	Duty-pay. 133
" " " " " " " " " "	Salary. 123
Thompson, Abraham	Purchaser. 116
Thompson & Perkins	Lessees. 112
Thorburn, Jas.	Distribution of seizures. 137
" " " " " " " " " "	Salary. 128
Thornton & Trueman	Contingencies. 130, 148
Thrasher, W. A.	" 150
" " " " " " " " " "	Salary. 129
Three Rivers Electric Light District	Contingencies and salary. 153
" Excise Division	" salaries. 126
" " Weights and Measures Division	" " 145
Thurber, Geo.	Salary. 124
Thunes, Jos.	Refunds. 48
Tietzen, W.	" 47
Till, T. M.	Salary. 118
Timmons, R.	" 125
Tobacco, Canadian Twist	Commission on sale of stamps. 132
" " " " " " " " " "	Comparative statement for 1904-1905 and 1905-1906. 91
" " " " " " " " " "	Quantity taken for consumption. 22-23

	PAGE.
Tobacco, Canadian Twist	Statement of the revenue collected for the year 1905-1906
	91
Tobacco Factories	Inspector of
	129
" License fees	22-23
" comparative statement for 1904-1905 and 1905-1906	85
" issued, material used and quantity produced	84
Quantity taken for consumption	22-23
" Raw leaf	22-23
" scrap and cuttings, duty collected on actual weights	88-89
" warehouse returns	88-89
" comparative statement for 1904-1905 and 1905-1906, b.	90
Revenue	6, 8
" Comparative monthly statement showing increase or decrease for 1904-1905 and 1905-1906	30-31
refunds	38 to 49
warehouse returns	86
" comparative statement for 1904-1905 and 1905-1906	87
Snuff—Quantity taken for consumption	22-23
Stamps	Commission
	132
" vote for	66
Tobin, John & Co.	Refunds
	38, 39, 40, 41, 42, 45, 46, 48
Tobin, T. S.	Salary
	121
Todd, M. U.	Refunds
	37
Tomlinson, W. M.	Salary
	145
Tompkins, P.	Refunds
	127
Toronto Brew and Malt Co., Ltd.	Refunds
	36
Toronto <i>Daily Star</i>	Subscription
	143
Toronto Electric Light Inspection District	Contingencies
	153
" Excise Division	" and salaries
	122
" Distribution of seizures	135
" Gas District	Contingencies and salaries
	150
" Weights and Measures Division	" "
	144
" <i>World</i>	Subscription
	143
" Publishing Co.	" "
	142
Toupin, J. A.	Contingencies and salaries
	123
" Distribution of seizures	136
Tracy, J. P.	Salary
	120
Traversy, F. X.	Duty-pay
	133
Trudel, E.	Distribution of seizures
	137
Trumbull Electric Manufacturing Co.	Contingencies
	155
Trumpour, G.	Salary
	140
Tuckett Cigar Co., Ltd., The	Refunds
	39, 41, 42, 43, 44, 45, 46, 47, 48, 49
Tuckett, G. E. & Son Co., The Ltd.	46, 47, 48
Tyson, A. M.	Commission
	132
Union Brewing Co., Ltd., The	Refunds
	35, 37
Urquart & Urquart	Law costs
	139
Valade, F. X.	Food analyses
	139
Valin, J. A. G.	Salary
	138
Valin, J. E.	" "
	140
Valleau, A. S.	Commission
	131, 132
Vallerand, F. O.	Distribution of seizures
	137
Vancouver Breweries, Ltd., The	Refunds
	34
" Excise Division	Contingencies and salaries
	128
" Distribution of seizures	137
" Gas District	Contingencies and salaries
	131
" Weights and Measures	" "
	147
Veniot, P. J.	Commission
	132
Verner, F.	Salary
	124
Verner, T. H.	" "
	127
Victoria Electric Light District	Contingencies
	154
" Excise Division	" and salaries
	128
" Gas District	" "
	151
" Weights and Measures Division	" "
	147
Victoria Phoenix Brewery Co., Ltd	Refunds
	34, 35, 37
Vinegar	License fees
	22, 23
" Duty accrued	22, 23
" Revenue, comparative statement of manufactures for the Years 1904-1905 and 1905-1906	103
" State showing number of gallons manufactured in 1905-1906	101
Waddell, R. S. R.	Salary
	122
" S. J.	" "
	127
Wainwright, F. G.	" "
	127
Walker, J. H.	" "
	128
Walsh, Arthur	Refunds
	43, 45, 47, 49
Walsh, D. J.	Duty-pay
	133
" Salary	124
Walsh, W. H.	" "
	122
Walton, E. J. R.	Commission
	131, 132
Ward, W.	Refunds
	42, 45, 48

SESSIONAL PAPER No. 12

	PAGE.
Wardell, R. S. R.	Salary
Wartig, B. J.	Refunds
Watson, Geo.	Commission
Watson, John	Refunds
Watson, V. M.	Salary
Watson, W. W.	"
Watt, Geo.	Commission
Wauhn, Richard J.	Salaries
"	Travelling and other expenses
Webbe, C. E. A.	Salary
Webster, W. R.	Refunds
Weights and Measures	Contingencies, page 148. Vote for
"	Deputy Inspector's account (Old divisions)
"	Expenditures (Old divisions)
"	" pages 51-52—Details of
"	Inspection Divisions in account with ex- penditure
"	Inspection Divisions in account with revenue
"	Inspectors' account
"	Monthly deposits
"	Revenue
"	Salaries, vote for
"	Special vote for
"	Stamps revenue
"	Refunds
Weis, Frank	"
Westbrooke & Hacker	"
Westman, Thomas	Salary
"	Travelling expenses
Weston Electrical Instrument Co.	Contingencies
Weyms, C.	Duty-pay
"	Salary
Whaley, H. R.	Refunds
Wheatley, A. E.	Salary
White, H.	Commission
White, J. B.	"
Whitehead, Mrs. J.	Contingencies
Whitehead, J. P.	Salary
White, J. A.	"
Whyte, J. B.	"
Wiallard, R. A.	"
"	Travelling expenses
Warton Docks	Lessee
Wickwire, W. N.	Refunds
Wilberg, B.	"
Williams, S.	Lessee
Wilson, Andrew	Refunds
Wilson, D.	Salary
Wilson, D. H.	Refunds
Wilson, H. R.	Duty-pay
Wilson, J. E.	Contingencies
"	Salaries
Wilson, M. S.	Refunds
Windsor Excise Division	Contingencies and salaries
"	Weights and Measures Division
Winsipeg Electric District	"
"	Excise Division
"	Gas District
"	Weights and Measures Division
Winsor, J.	Salary
Winterhalt, J.	Refunds
Wirt Electric Co.	Contingencies
Witness Printing Co.	Subscription
Wolfenden, W.	Salaries
Wood, J. A.	Salary
Woodward, G. W.	Duty-pay
"	Salary
Workman, & Co.	Contingencies
Wright, A. J.	Refunds
Wright, R. J.	Salary
Yetts, Robert P.	"
Young, Levi	Lessee
Young, R. E.	Duty-pay
"	Salary
Youngs, John	Refunds
Yukon Excise Division	Salary
"	Gas District
"	Weights and Measures Division



REPORT, RETURNS AND STATISTICS

OF THE

INLAND REVENUES

OF THE

DOMINION OF CANADA


FOR THE FISCAL YEAR ENDED JUNE 30

1906

PART II

INSPECTION OF WEIGHTS AND MEASURES, GAS AND ELECTRIC LIGHT


PRINTED BY ORDER OF PARLIAMENT



OTTAWA

PRINTED BY S. E. DAWSON, PRINTER TO THE KING'S MOST
EXCELLENT MAJESTY

1906



REPORT

OF THE

DEPUTY MINISTER OF INLAND REVENUE

ON THE

INSPECTION OF WEIGHTS AND MEASURES, GAS AND ELECTRIC LIGHT

To the Honourable

The Minister of Inland Revenue.

SIR,—I have the honour to submit herewith my annual report on the inspection of weights and measures, gas and electric light, with the usual statements in connection therewith, for the fiscal year ended June 30, 1906.

1. The total revenue collected during the year for the inspection of weights and measures, was \$72,979.43, as against \$65,088.33 collected during the year ended June 30, 1905.

2. The total expenditure was \$91,518.87 as against \$90,875.87 expended during the year ended June 30, 1905.

3. Appendix 'A' gives a summary statement of the receipts and expenditures of each inspection division.

4. In Appendices 'B,' 'C' and 'D' will be found a detailed statement of weights, measures and weighing machines presented for verification, verified and rejected during the year. The number of all descriptions may be summarily stated as follows :—

	Presented.	Verified.	Rejected.	Percentage of Rejections.
Weights, Dominion.....	66,239	65,679	560	0·84
Measures of capacity, Dominion.....	107,049	106,945	104	0·09
Lineal measures.....	7,161	7,108	53	0·74
Balances, equal arms.....	13,332	13,168	164	1·23
" steelyards.....	4,038	3,983	55	1·36
" platform scales.....	42,013	41,192	821	1·95
Miscellaneous weights.....	683	679	4	0·58
" measures of capacity.....	2,295	2,288	7	0·30
" balances.....	8,006	7,970	36	0·44

INSPECTION OF GAS.

5. The total revenue collected during the fiscal year ended June 30, 1906, for the inspection of gas and gas meters, was \$41,439.25, as compared with \$34,552.89 collected during the year ended June 30, 1905.

6. The total expenses were \$29,063.26 as against \$26,044.79 expended during the year ended June 30, 1905.

7. Appendix 'E' gives a summary statement of the receipts and expenditures of each gas inspection district.

8. A statement of the illuminating power and purity of gas inspected during the year will be found in Appendix 'F.'

9. The illuminating power, where inspection has been made, has been as follows:—

Places.	Number of tests made.	Number of times below Standard.	Places.	Number of tests made.	Number of times below Standard.
Barrie	12		Stratford.....	12	
Belleville	14		St. Catharines.....	12	
Berlin.....	12		St. Thomas.....	12	
Brockville	24		Toronto.....	104	
Chatham.....	12		Windsor.....	12	
Cobourg	12		Woodstock.....	12	
Cornwall.....	10		Montreal.....	104	
Deseronto.....	12		Quebec.....	12	
Galt.....	6		Sherbrooke	12	
Guelph	12		St. Hyacinthe.....	12	
Hamilton	104		Fredericton.....	34	2
Ingersoll	13	1	Moncton.....	9	
Kingston.....	24		St. John, N.B.....	42	
Listowel.....	12		Halifax.....	12	
London.....	105		Yarmouth.....	12	
Napanee.....	9		Charlottetown.....	16	
Ottawa.....	26		Winnipeg	22	
Owen Sound.....	11		Nanaimo.....	12	
Peterborough	24	1	New Westminster.....	12	
Port Hope.....	11		Vancouver.....	12	
Sarnia.....	12		Victoria	11	

The revenue derived from the inspection of electric light was as follows :--

Fees for inspection of meters, &c.....	\$29,974 75
Registration of companies.....	5,125 00
	\$35,099 75
The expenses of inspection (annual).....	8,117 76
	\$26,981 99
Expended on standard instruments, &c.....	1,736 46
	\$25,245 53

Since the year 1896-97 the two services of gas and electric light inspection, which are conducted largely by the same staff of officers have reached that point at which they have ceased to be a burden upon the general taxpayer, as shown below :—

YEARS.	GAS AND ELECTRIC LIGHT.	
	Revenue.	Expenditure.
	\$ cts.	\$ cts.
*1899-1900.....	35,523 50	26,424 48
*1900-01.....	37,536 57	28,247 20
1901-02.....	45,663 05	33,328 48
1902-03.....	49,054 55	36,006 47
1903-04.....	50,218 75	33,426 15
1904-05.....	62,561 37	34,774 02
1905-06.....	76,539 00	38,917 48

*Exclusive of cost of standard instruments.

The kindred service of weights and measures inspection, it will be observed, earns slightly over 79 per cent of its actual cost, the expenditure as already stated having been \$91,518.87 against a revenue of \$72,979.43.

Sample sets of metric weights and measures are still being supplied to educational institutions throughout the country. Up to the present time nearly 650 of these sets have been sent out from the Department.

I have the honour to be, sir,

Your obedient servant,

W. J. GERALD,
Deputy Minister.

INLAND REVENUE DEPARTMENT,

OTTAWA, August 29, 1906.



APPENDIX A.

STATEMENT of Weights and Measures Expenditures and Receipts for the Year ended June 30, 1906.

Inspection Divisions.	Inspectors and Assistants.	EXPENDITURES.							Receipts.	
		Salaries.	Special Assistance.	Seizures.	Rent.	Travelling Expenses.	Sundries.	Total.		
		§ cts.	§ cts.	§ c.	§ cts.	§ cts.	§ cts.	§ cts.	§ cts.	§ cts.
Belleville.	Johnson, Wm. Slattery, T. Irwin, S. Errett, R. W. Gallagher, Thos. Johnston, C. W.	3,682 70	358 93 5	20	300 00	1,642 84	579 92	6,569 59	4,252 45	
Hamilton.	Freed, A. T. Marentette, A. Fitzgerald, E. W. Robins, S. W. Laidman, R. H. Wheatley, A. E. Jarvis, H. McDonald, J.	5,908 04				995 31	76 40	6,979 75	7,917 18	
Ottawa.	Macdonald, J. A. Macfarlane, Jas. Breen, John Winsor, J. A. Findley, R. Scott, J.	4,683 88			125 00	1,046 63	247 76	6,103 27	4,574 98	
Toronto.	Kelly, D. Milligan, R. J. Wright, R. J. Murdoch, Jas. Smith, J. C.	4,349 84				1,744 15	157 33	6,251 32	7,748 55	
Windsor.	Hayward, W. J. Hughes, R. A. Thomas, J. S. Coughlin, D. Liddle, David	4,100 62	299 06			1,567 10	330 73	6,297 51	10,559 80	
Ontario.		22,725 08	657 99 5	20	425 00	6,996 03	1,392 14	32,201 44	35,052 96	

APPENDIX A—Continued.

STATEMENT of Weights and Measures Expenditures and Receipts for the Year ended June 30, 1906—Continued.

Inspection Divisions.	Inspectors and Assistants.	EXPENDITURES.							Receipts.			
		Salaries.	Special Assistance.	Seizures.	Rent.	Travelling Expenses.	Sundries.	Total.				
		£	cts.	£	cts.	£	cts.	£	cts.	£	cts.	
Montreal.	Chalus, J. O.											
	Daoust, J. O.											
	Hébert, J. A. P.											
	Collins, D.	5,773	16	299	06	1 00	507	00	1,881	94	254	44
	Bondet, E.											
	Beaulac, J. H.											
	Hall, H. C.									8,716	60	
										13,354	60	
Quebec.	Roy, Chs. E.											
	Guay, Alph.											
	Petit, J. B.											
	Kelly, M.	6,343	95	600	00	...	300	00	1,371	50	315	15
	Knowles, Chs.											
	LeBel, J. A. W.											
	Préfontaine, F. H.									8,930	60	
	Bourget, L. J.									3,984	35	
St. Hyacinthe.	Morin, J. P.											
	Dessert, Y.											
	Toulinson, Wm.	2,540	99	299	05			994	67	96	18
	Thérien, J. F.									3,930	89	
										3,077	91	
Three Rivers	Gravel, A. I.	1,599	96					699	14	13	95	
	Bolduc, E.									2,313	05	
	Quebec	16,258	06	1,198	11	1 00	807	00	4,947	25	679	72
										23,891	14	
										21,855	36	
St. John, N.B.	Barry, James.											
	Cowan, E.											
	LeBlanc, F. X.	3,049	92					492	70	66	24	
	Bernier, J. A.									3,608	86	
										2,427	26	
Cape Breton	Laurence, G. C.	849	96				37	50	335	12	75	31
	Frame, A.									1,357	89	
Halifax.	Waugh, R. J.	1,699	92	799	92	...	300	00	391	98	145	85
	Sargent, W.									3,337	67	
	Dustan, Wm.									983	20	
Pictou.	Chisholm, J. J.	1,699	96						203	06	76	08
										1,979	10	
										782	47	
	Nova Scotia.	4,249	84	799	92	...	337	50	990	16	297	24
										6,674	66	
										2,512	57	
Charlotte-town, P.E.I.	Davy, E.	1,649	88						223	20	63	24
	Hughes, Henry.									1,936	32	
										628	55	
Winnipeg, Man.	Magness, R.											
	McKay, R.											
	Girdlestone, R. J. M.											
	McDonald, A. W.	3,708	07						2,063	48	134	19
	Ross, H. E.									5,905	74	
	Mager, J. G.									7,288	68	
	Gilby, W. F.											
Calgary, Alberta.	Saucier, X.	999	92						461	15		
	Costello, J. W.									1,461	07	
										1,303	70	

SESSIONAL PAPER No. 13

APPENDIX A—*Concluded.*STATEMENT of Weights and Measures Expenditures and Receipts for the Year ended June 30, 1906—*Concluded.*

Inspection Divisions.	Inspectors and Assistants.	EXPENDITURES.							Receipts.	
		Salaries.	Special Assistance.	Seizures.	Rent.	Travelling Expenses.	Sundries.	Total.		
		\$ cts.	\$ cts.	\$ c.	\$ cts.	\$ cts.	\$ cts.	\$ cts.	\$	cts.
Nelson.....	Parker, Thos.....	900 00	165 00	551 90	267 61	1,884 51	702 15	
Vancouver..	Marshall, R.....	2,091 85	330 00	73 80	322 12	2,817 77	726 75	
	Findley, H.....									
	McAloney, J. A.....									
Victoria....	Findley, H.....	15 00	126 36	7 20	148 61	62 30	
	McAloney, J. A.....									
Dawson,	British Columbia	2,991 85	510 00	752 06	596 98	4,850 89	1,491 20	
Yukon....	Macdonald, J. F....	999 96	155 00	59 95	1,214 91	419 15	

RECAPITULATION.

Divisions.	EXPENDITURES.							Receipts.	
	Salaries.	Special Assistance.	Seizures.	Rent.	Travelling Expenses.	Sundries.	Total.		
	\$ cts.	\$ cts.	\$ c.	\$ cts.	\$ cts.	\$ cts.	\$ cts.	\$	cts.
Ontario.....	22,725 08	657 99	5 20	425 00	6,996 03	1,392 14	32,201 44	35,052 96	
Quebec.....	16,258 06	1,198 11	1 00	807 00	4,947 25	679 72	23,891 14	21,855 36	
New Brunswick.....	3,049 92	492 70	66 24	3,608 86	2,427 26	
Nova Scotia.....	4,249 84	799 92	337 50	990 15	297 24	6,674 66	2,512 57	
Prince Edward Island.....	1,649 88	223 20	63 24	1,936 32	628 55	
Manitoba.....	3,708 07	2,063 48	134 19	5,905 74	7,288 68	
Alberta.....	999 92	461 15	1,461 07	1,303 70	
British Columbia.....	2,991 85	510 00	752 06	596 98	4,850 89	1,491 20	
Yukon.....	999 96	155 00	59 95	1,214 91	419 15	
Chief Inspector.....	2,600 00	199 07	248 95	3,048 02	
General contingencies.....	1,994 54	1,994 54	
Metric system.....	3,138 86	3,138 86	
Printing.....	760 67	760 67	
Stationery.....	431 81	431 81	
Provincial allowance.....	399 94	399 94	
	59,232 58	2,656 02	6 20	2,079 50	17,280 10	10,264 47	91,518 87	72,979 43	

INLAND REVENUE DEPARTMENT,

W. J. GERALD,

OTTAWA, August 29, 1906,

Deputy Minister.

SESSIONAL PAPER No. 13

B.

1906, showing the Total Number brought for Verification, Verified and Rejected, for and for the whole Dominion.

MEASURES OF LENGTH.			BALANCES, &c.											
			Equal Armed.			Steelyards.			Platform Scales, Weigh Bridges, &c.			Miscellaneous.		
Brought for Verification.	Verified.	Rejected.	Brought for Verification.	Verified.	Rejected.	Brought for Verification.	Verified.	Rejected.	Brought for Verification.	Verified.	Rejected.	Brought for Verification.	Verified.	Rejected.
303	303	503	503	82	82	2,473	2,473	451	451
181	181	2,576	2,496	80	1,169	1,151	18	5,526	5,246	280	1,723	1,703	20
485	485	828	790	38	17	16	1	3,770	3,647	123	297	297
1,090	1,090	1,174	1,174	304	304	3,037	2,953	84	1,750	1,750
349	349	909	903	6	273	272	1	6,454	6,398	56	700	699	1
2,408	2,408	5,990	5,866	124	1,845	1,825	20	21,260	20,717	543	4,921	4,900	21
2,213	2,213	2,932	2,927	5	1,359	1,344	15	7,562	7,476	86	1,207	1,195	12
791	747	44	1,159	1,144	15	204	197	7	1,878	1,826	52	159	159
394	394	563	561	2	202	200	2	2,073	2,016	57	98	98
85	85	410	395	15	37	36	1	1,104	1,096	8	32	32
3,483	3,439	44	5,064	5,027	37	1,802	1,777	25	12,617	12,414	203	1,490	1,484	12
63	63	718	717	1	59	59	1,269	1,267	2	358	358
107	98	9	103	103	7	7	339	326	4	90	90
67	67	246	245	1	42	42	596	582	14	178	175	3
74	74	123	123	14	14	312	312	79	79
248	239	9	472	471	1	63	63	1,238	1,220	18	347	344	3
20	20	160	160	25	25	443	443	58	58
584	584	624	624	138	128	10	3,699	3,655	44	498	498
333	333	79	78	1	16	16	494	489	5	143	143
22	22	47	47	28	28	363	361	2	79	79
.....	168	168	48	48	512	508	4	76	76
.....	19	19	10	10
22	22	215	215	76	76	894	888	6	165	165
.....	10	10	14	14	99	99	20	20

APPENDIX

RETURN of Weights and Measures Inspected during the Fiscal Year ended June 30,
each Division, for each Province,

RECAPITU

INSPECTION DIVISIONS.	WEIGHTS.									MEASURES OF CAPACITY.					
	Dominion.			Troy.			Miscellaneous			Dominion.		Miscellaneous			
	Brought for Verification.	Verified.	Rejected.	Brought for Verification.	Verified.	Rejected.	Brought for Verification.	Verified.	Rejected.	Brought for Verification.	Verified.	Rejected.	Brought for Verification.	Verified.	Rejected.
Ontario.....	28,002	27,881	121	19	19	91	91	50,038	49,954	84	631	628	3
Quebec.....	26,943	26,523	420	1,104	1,104	466	462	4	41,984	41,971	13	1,150	1,146	4
New Brunswick.....	3,718	3,718	11	11	2	2	5,848	5,848	187	187
Nova Scotia.....	2,249	2,230	19	1	1	1,856	1,849	7	152	152
Prince Edward Island.....	824	824	5	5	324	324	23	23
Manitoba.....	2,856	2,856	12	12	13	13	6,166	6,166	125	125
Alberta.....	432	432	626	626	26	26
British Columbia.....	1,061	1,061	207	207	1	1
Yukon.....	154	154	114	114	105	105
Totals.....	66,239	65,679	560	1260	1260	..	683	679	4	107,049	106,945	104	2295	2288	7

INLAND REVENUE DEPARTMENT,
OTTAWA, August 29, 1906.

SESSIONAL PAPER No. 13

B—*Concluded.*1906, showing the Total Number brought for Verification, Verified and Rejected, for and for the whole Dominion—*Concluded.*

LATION.

MEASURES OF LENGTH.			BALANCES, &c.											
			Equal Armed.			Steelyards.			Platform Scales, Weigh Bridges, &c.			Miscellaneous.		
Brought for Verification.	Verified.	Rejected.	Brought for Verification.	Verified.	Rejected.	Brought for Verification.	Verified.	Rejected.	Brought for Verification.	Verified.	Rejected.	Brought for Verification.	Verified.	Rejected.
2,408	2,408	5,990	5,866	124	1,845	1,825	20	21,260	21,717	543	4,921	4,900	21
3,483	3,439	44	5,064	5,027	37	1,802	1,777	25	12,617	12,414	203	1,496	1,484	12
63	63	.	718	717	1	59	59	..	1,269	1,267	2	358	358	..
248	239	9	472	471	1	63	63	1,238	1,220	18	347	344	3
20	20	160	160	25	25	443	443	58	58
584	584	624	624	138	128	10	3,699	3,655	44	498	498
333	333	79	78	1	16	16	494	489	5	143	143
22	22	215	215	76	76	894	888	6	165	165
.....	10	10	14	14	99	99	20	20
7,161	7,108	53	13,332	13,168	164	4,038	3,983	55	42,013	41,192	821	8,006	7,970	36

W. J. GERALD,

Deputy Minister.

6-7 EDWARD VII., A. 1907

APPENDIX

RETURN showing the number of Dominion Weights and Lineal Measures of each Fiscal Year ended

INSPECTION DIVISIONS.	DOMINION													
	Avoir													
	60 lbs.	50 lbs.	30 lbs.	20 lbs.	10 lbs.	7 lbs.	5 lbs.	4 lbs.	3 lbs.	2 lbs.	1 lb.	8 ozs.	4 ozs.	2 ozs.
<i>Ontario.</i>														
Bellefille.....				1	12	3	78	148	286	551	532	283	249	226
Hamilton.....	81			2	2	5	240	142	1,549	2,694	2,650	437	346	287
Ottawa.....	1			1	6	15	125	174	399	559	733	699	657	617
Toronto.....				1	31	6	154	247	532	1,348	1,234	474	406	400
Windsor.....					10	5	79	203	434	987	914	507	470	451
Total.....	82		5	61	34		676	914	3,200	6,139	6,063	2,400	2,128	1,981
<i>Quebec.</i>														
Montreal.....	313	191	6	7	52	28	721	680	899	2,481	2,357	1,455	1,230	1,053
Quebec.....	55	17	36	67	229		474	721	769	1,136	1,136	1,008	1,038	845
St. Hyacinthe.....	1		2	6	4		215	157	455	617	572	496	362	275
Three Rivers.....				4	4		204	134	357	441	412	344	308	214
Total.....	313	247	23	45	129	265	1,614	1,692	2,471	4,675	4,477	3,213	2,938	2,387
<i>New Brunswick.</i>														
St. John.....				3	15	21	154	250	316	797	752	435	340	285
<i>Nova Scotia.</i>														
Cape Breton.....	163	1	6	7	15		54	37	63	112	89	22	4	1
Halifax.....	4	1		2	11		33	57	125	307	252	94	75	52
Pictou.....				5	3		26	35	79	145	121	54	37	36
Total.....	167	2	6	14	29		113	129	258	564	462	170	116	89
<i>Prince Edward Island</i>														
Charlottetown.....						1	27	29	74	207	177	81	72	65
<i>Manitoba.</i>														
Winnipeg.....	3	1	3	8	35		22	159	261	708	559	239	174	201
<i>Alberta.</i>														
Calgary.....					1		16	11	38	90	75	34	33	32
<i>British Columbia.</i>														
Nelson.....						1		7	23	46	47	19	20	19
Vancouver.....	208	7	3	4	1		7	83	20	251	210	38	9	4
Victoria.....														
Total.....	208	7	3	4	2		7	90	43	297	257	57	29	23
Dawson.....							10	13	21	52	40	12	2	1

6-7 EDWARD VII., A. 1907

APPENDIX

RETURN showing the Number of Dominion Weights and Lineal Measures of each ended June

INSPECTION DIVISIONS.	DOMINION													
	Avoir													
	60 lbs.	50 lbs.	30 lbs.	20 lbs.	10 lbs.	7 lbs.	5 lbs.	4 lbs.	3 lbs.	2 lbs.	1 lb.	8 ozs.	4 ozs.	2 ozs.
<i>Ontario.</i>														
Belleville				1	12	3	78	148	286	551	532	283	249	226
Hamilton		81		2	2	5	239	140	1,547	2,691	2,646	431	342	283
Ottawa		1		1	6	14	114	168	377	548	711	694	655	617
Toronto				1	31	6	154	246	332	1,347	1,232	472	406	400
Windsor					10	5	79	203	434	987	914	507	470	451
Totals		82		5	61	33	664	905	3,176	6,124	6,035	2,387	2,122	1,977
<i>Quebec.</i>														
Montreal.	313	191	6	7	52	28	719	680	855	2,477	2,352	1,449	1,226	1,050
Quebec		55	17	36	62	218	446	685	720	1,082	1,074	953	987	816
St. Hyacinthe		1		2	6	4	215	156	455	616	571	405	362	275
Three Rivers					4	4	204	134	357	441	412	344	308	214
Totals	313	247	23	45	124	254	1,584	1,655	2,427	4,616	4,409	3,151	2,883	2,355
<i>New Brunswick.</i>														
St. John				3	15	21	154	250	316	797	752	435	340	285
<i>Nova Scotia.</i>														
Cape Breton		163		6	7	12	50	33	62	109	86	22	4	1
Halifax		4	1		2	11	33	57	125	307	252	94	75	52
Pictou					5	3	26	35	70	145	121	54	37	36
Totals		167	1	6	14	26	109	125	257	561	459	170	116	89
<i>P. E. I. Island.</i>														
Charlottetown						1	27	29	74	207	177	81	72	65
<i>Manitoba.</i>														
Winnipeg		3	1	3	8	35	22	159	261	708	559	239	174	201
Calgary, Alberta					1		16	11	38	90	75	34	33	32
<i>British Columbia.</i>														
Nelson						1		7	23	46	47	19	20	19
Vancouver		208	7	3	4	1	7	83	20	251	210	38	9	4
Victoria														
Totals		208	7	3	4	2	7	90	43	297	257	57	29	23
Dawson, Yukon							10	13	21	52	40	12	2	1

6-7 EDWARD VII., A. 1907

APPENDIX

RETURN showing the Number of Dominion Weights and Lineal Measures of each
June, 30,

INSPECTION DIVISIONS.	DOMINION													
	Avoir													
	60 lbs.	50 lbs.	30 lbs.	20 lbs.	10 lbs.	7 lbs.	5 lbs.	4 lbs.	3 lbs.	2 lbs.	1 lb.	8 ozs.	4 ozs.	2 ozs.
<i>Ontario.</i>														
Belleville														
Hamilton						1	2	2	3	4	6	4	4	
Ottawa						1	11	6	22	11	22	5	2	
Toronto								1		1	2	2		
Windsor														
Totals						1	12	9	24	15	28	13	6	4
<i>Québec.</i>														
Montreal							2		4	4	5	6	4	3
Québec				5	11	28	36	40	54	62	55	51	29	
St. Hyacinthe							1		1	1	1			
Three Rivers														
Totals				5	11	30	37	44	59	68	62	55	32	
<i>New Brunswick.</i>														
St. John														
<i>Nova Scotia.</i>														
Cape Breton			1		3	4	4	1	3	3				
Halifax														
Pictou														
<i>Prince Edward Island.</i>														
Charlottetown														
<i>Manitoba.</i>														
Winnipeg														
Calgary, Alberta														
<i>British Columbia.</i>														
Nelson														
Vancouver														
Victoria														
Dawson, Yukon														

SESSIONAL PAPER No. 13

DIX D.

Machines of each Denomination, Presented for Verification, in each Inspection Division, ended June 30, 1906.

BALANCES.

With equal arms.			Steel Yards with Divided Arms.				Weigh Bridges or Platform Scales.						Total.	Miscellaneous.
6 lbs. to 50 lbs.	51 lbs. to 100 lbs.	101 lbs. and upwards.	500 lbs. and under.	501 lbs. to 1,000 lbs.	1,001 lbs. to 2,000 lbs.	2,001 lbs. and upwards.	250 lbs. and under.	251 lbs. to 500 lbs.	501 lbs. to 2,000 lbs.	2,001 lbs. to 4,000 lbs.	4,001 lbs. to 6,000 lbs.	6,001 lbs. and upwards.		
333	71	3	2	3	833	197	960	155	73	255	3,058	451
1,229	1,153	14	1	1	3,212	92	1,622	213	78	309	9,271	1,723
304	2	16	1	825	153	2,593	48	50	101	4,615	297
665	278	17	6	3	1,988	136	1,027	321	82	383	4,515	1,750
483	271	1	1	920	106	4,599	301	68	460	7,636	700
3,014	2	1,792	36	10	7	6,878	684	10,801	1,028	351	1,508	29,095	4,921
1,769	10	6	1,317	20	22	3,109	1,166	2,545	225	167	350	11,853	1,207
895	5	36	169	35	717	612	456	19	13	81	3,241	159
441	201	1	717	456	651	35	81	133	2,838	98
348	37	364	359	333	13	19	16	1,551	32
3,453	15	62	1,724	55	1	22	4,907	2,593	3,965	292	280	580	19,483	1,496
530	1	56	1	2	552	260	337	29	19	72	2,046	358
71	2	7	173	43	63	2	6	43	440	90
178	1	1	41	1	317	72	121	12	9	65	884	178
88	1	13	1	137	52	65	11	12	35	449	79
337	1	4	61	1	1	627	167	249	25	27	143	1,773	347
109	1	24	1	132	41	225	18	14	13	628	58
444	3	133	4	1	1,052	55	820	237	782	703	4,461	498
40	11	2	3	137	12	203	18	25	99	589	143
21	20	4	4	139	10	156	11	3	41	438	79
95	35	8	5	234	25	201	28	5	19	728	76
.....	7	6	1	5	19	10
116	55	12	9	380	35	363	40	8	68	1,185	165
.....	7	1	3	10	40	6	46	2	1	4	123	20

SESSIONAL PAPER No. 13

D.—Continued.

Machines of each Denomination, Verified, in each Inspection, during the Fiscal Year 30, 1906.

BALANCES.

With Equal Arms.			Steel Yards with Divided Arms.				Weigh Bridges or Platform Scales.						Total.	Miscellaneous Balances.
6 lbs. to 50 lbs.	51 lbs. to 100 lbs.	101 lbs. and upwards.	500 lbs. and under.	501 lbs. to 1,000 lbs.	1,001 lbs. to 2,000 lbs.	2,001 lbs. and upwards.	250 lbs. and under.	251 lbs. to 500 lbs.	501 lbs. to 2,000 lbs.	2,001 lbs. to 4,000 lbs.	4,001 lbs. to 6,000 lbs.	6,001 lbs. and upwards.		
333			74	3	2	3	833	197	960	155	73	255	3,058	451
1,161			1,135	14	1	1	3,151	80	1,491	186	71	267	8,893	1,703
290	1		15	1			787	144	2,545	40	43	88	4,453	297
665			278	17	6	3	1,078	132	1,002	313	77	351	4,431	1,750
480			270	1	1		908	102	4,576	299	66	447	7,573	699
2,929	1		1,772	36	10	7	6,757	655	10,574	993	330	1,408	28,408	4,900
1,766	10	6	1,302	20		22	3,099	1,157	2,521	220	152	327	11,747	1,195
884	5	55	164	33			706	593	420	18	13	76	3,167	159
439			199		1		704	437	639	34	75	127	2,777	98
337			36				361	358	330	13	18	16	1,527	32
3,426	15	61	1,701	53	1	22	4,870	2,545	3,910	285	258	546	19,218	1,484
529	1		56	1	2		552	260	335	29	19	72	2,043	358
71		2	7				170	42	63	2	6	43	436	90
177	1	1	41	1			317	69	116	12	8	60	869	175
88		1	13		1		137	52	65	11	12	35	449	79
336	1	4	61	1	1		624	163	244	25	26	138	1,754	344
109	1		24			1	132	41	225	18	14	13	628	58
444	3		123	4		1	1,047	54	810	282	773	689	4,407	498
39			11	2	3		136	12	201	18	25	97	583	143
21			20	4	4		139	10	155	11	3	43	436	79
95			35	8	5		234	25	200	27	5	17	724	76
							7		6	1		5	19	10
116			55	12	9		380	35	361	39	8	65	1,179	165
	7		1	3	10		40	6	46	2	1	4	123	20

APPENDIX

RETURN showing the Number of Dominion Measures of Capacity, Balances and during the Fiscal Year

INSPECTION DIVISIONS.	MEASURE OF CAPACITY.												
	Dominion.												
	Bushel.	$\frac{1}{2}$ Bushel.	Peck.	Gallon.	$\frac{1}{2}$ Gallon.	Quart.	Pint.	$\frac{1}{2}$ Pint.	Gill.	$\frac{1}{2}$ Gill.	Total Number.	Miscellaneous.	5 lbs. and under.
<i>Ontario.</i>													
Belleville													
Hamilton					1						1	3	12
Ottawa	1		6	30	20	6	19	1			83		23
Toronto													
Windsor													3
Totals		1	6	30	21	6	19	1			84	3	38
<i>Quebec.</i>													
Montreal			1								1	4	2
Quebec				3		1	2				6		3
St. Hyacinthe	1		3	1	1						6		
Three Rivers													4
Totals		1	4	4	1	1	2				13	4	9
<i>New Brunswick.</i>													
St. John													
<i>Nova Scotia.</i>													
Cape Breton					5	2					7		
Halifax													
Pictou													
Totals					5	2					7		
<i>P. E. Island.</i>													
Charlottetown													
<i>Manitoba.</i>													
Winnipeg													
<i>N. W. Territories.</i>													
Calgary, Alberta													
<i>British Columbia.</i>													
Nelson													
Vancouver													
Victoria													
Dawson, Yukon													
Totals													

SESSIONAL PAPER No. 13

D—Concluded.

Weighing Machines of each Denomination, Rejected in each Inspection Division, ended June 30, 1906.

BALANCES.													Miscellaneous.	
With Equal Arms.			Steel Yards with Divided Arms.				Weigh Bridges and Platform Scales.							
6 lbs. to 50 lbs.	51 lbs. to 100 lbs.	101 lbs. and upwards.	500 lbs. and under.	501 lbs. to 1,000 lbs.	1,001 lbs. to 2,000 lbs.	2,001 lbs. and upwards.	250 lbs. and under.	251 lbs. to 500 lbs.	501 lbs. to 2,000 lbs.	2,001 lbs. to 4,000 lbs.	4,001 lbs. to 6,000 lbs.	6,001 lbs. and upwards.		Total.
68			18				61	12	131	27	7	42	378	20
14	1		1				38	9	48	8	7	13	162	
3			1				10	4	25	8	5	32	84	
							12	4	23	2	2	13	63	1
85	1		20				121	29	227	45	21	100	687	21
3			15				10	9	24	5	15	23	106	12
11		1	5	2			11	19	16	1		5	74	
2			2				13	19	12	1	6	6	61	
11			1				3	1	3		1		24	
27		1	23	2			37	48	55	7	22	34	265	12
1				2										3
							3	1						
1								3	5		1	5	15	3
1							3	4	5		1	5	19	3
			10				5	1	10	5	9	14	54	
1							1		2			2	6	
									1			1	2	
									1	1		2	4	
									2	1		3	6	

W. J. GERALD,
Deputy Minister.

APPENDIX E.

STATEMENT of Gas Expenditures, and Receipts for the Year ended June 30, 1906.

Districts.	Inspectors.	EXPENDITURES.						Receipts.
		Salaries.	Special Assistance.	Rent.	Travelling Expenses.	Sundries.	Totals.	
		\$ cts.	\$ cts.	\$ cts.	\$ cts.	\$ cts.	\$ cts.	\$ cts.
Barrie.....	Shanacy, M.....	100 00					100 00	176 50
Belleville.....	Johnson, Wm.....	449 96		100 00			549 96	285 00
	Stuart, W. E.....							
Berlin.....	Broadfoot, S.....	100 00			31 80	20 09	151 89	332 25
Brockville.....	Johnston, Chas. W.....		58 31			17 55	75 86	345 50
Cobourg.....	Bickle, J. W.....	100 00			32 15	29 00	161 15	178 00
Cornwall.....	Mulhern, M. M.....	100 00				37 45	137 45	47 75
Guelph.....	Broadfoot, S.....	200 00				13 15	213 15	421 50
	McPhie, D.....							
Hamilton.....	McPhie, W. H.....	2,920 88		120 00	376 95	127 13	3,544 96	9,829 25
	Murphy, F. C.....							
	Dennis, W. A.....							
Kingston.....	Gallagher, T.....	400 00		45 00		50 35	495 35	538 25
Listowel.....	Male, Thos.....	100 00		78 00		14 99	192 99	47 50
London.....	Nash, A. F.....	1,591 66	24 00		213 45	75 15	1,904 26	3,043 00
	Folley, L. R.....							
Napanee.....	Johnson, Wm. (acting.)				28 85	1 50	30 35	42 00
Ottawa.....	Roche, H. G.....	1,169 96	540 00	300 00		70 45	2,080 41	971 25
	Bond, M. B.....							
Owen Sound.....	Graham, W. J.....	199 92		125 00			324 92	118 25
Peterborough.....	Rork, Thos.....	150 00			9 10	2 00	161 10	143 50
Sarnia.....	Thrasher, W. A.....				6 90	6 00	12 90	441 00
Stratford.....	Rennie, Geo.....	200 00				15 00	215 00	191 00
	Johnstone, J. K.....							
Toronto.....	Pape, Jas.....	4,199 84			12 60	61 84	4,274 28	10,599 75
	Whyte, J. A.....							
	Hunter, W. M.....							
Ontario.....		11,982 22	622 31	768 00	711 80	541 65	14,625 98	27,753 25
Montreal.....	Aubin, A.....	3,299 88		240 00	53 25	169 20	3,762 33	8,605 50
	O'Flaberty, M. J.....							
Quebec.....	Aubin, Chas.....	1,500 00		150 00		20 40	1,670 40	384 50
	LeVasseur, N.....							
Sherbrooke.....	Moreau, J. A.....	150 00					150 00	181 00
St. Hyacinthe.....	Simpson, A. F.....	190 00					190 00	128 00
Quebec.....	Benoit, L. V.....	5,049 88		390 00	53 25	189 60	5,682 73	9,299 00
Fredericton.....	Fowler, J. D.....	183 26					183 26	153 00
St. John.....	Wilson, J. E.....	1,100 00			91 06	9 86	1,200 92	642 50
New Brunswick.....		1,283 26			91 06	9 86	1,384 18	795 50
Halifax, N.S.....	Miller, A.....	1,992 39		300 00	253 41	92 60	2,638 40	378 00
	Ritchie, A. J.....							
	Cotter, W. F.....							
Charlottetown, P. E. I.....	Munro, H. D.....	450 00					450 00	71 50
	Bell, J. H.....							
Winnipeg, Man.....	Magness, R.....	999 96			200 55	69 33	1,269 84	1,437 50
Winnipeg, Man.....	Mager, J. G.....							
Nanaimo.....	McAloney, J. A.....	100 00					100 00	38 00
New Westminster.....	Wolfenden, Wm.....	100 00					100 00	61 75
Vancouver.....	Miller, J. E.....	300 00			146 20	234 50	680 70	1,123 75
Victoria.....	Jones, R.....	200 00					200 00	481 00
British Columbia.....		700 00			146 20	234 50	1,080 70	1,704 50

SESSIONAL PAPER No. 13

APPENDIX E—*Concluded.*

STATEMENT of Gas Expenditures and Receipts for the Year ended June 30, 1906.

RECAPITULATION.

Provinces.	EXPENDITURES.						Receipts.
	Salaries.	Special Assistance.	Rent.	Travelling Expenses.	Sundries.	Totals.	
	\$ cts.	\$ cts.	\$ cts.	\$ cts.	\$ cts.	\$ cts.	\$ cts.
Ontario.....	11,982 22	622 31	768 00	711 80	541 65	14,625 98	27,753 25
Quebec.....	5,049 88	390 00	53 25	189 60	5,682 73	9,299 00
New Brunswick.....	1,283 26	91 06	9 86	1,384 18	795 50
Nova Scotia.....	1,992 39	300 00	253 41	92 60	2,638 40	378 00
Prince Edward Island.....	450 00	450 00	71 50
Manitoba.....	999 96	200 55	69 33	1,269 84	1,437 50
British Columbia.....	700 00	146 29	234 50	1,080 79	1,704 50
Chief Inspector.....	100 00	100 00
General expenses.....	731 79	731 79
Printing.....	794 35	794 35
Stationery.....	274 89	274 89
Technical translation.....	30 40	30 40
	22,557 71	622 31	1,458 00	1,456 27	2,968 97	29,063 26	41,439 25

W. J. GERALD,

Deputy Minister.

INLAND REVENUE DEPARTMENT,

OTTAWA, August 29, 1906.

6-7 EDWARD VII., A. 1907

APPEN

RETURN of the Illuminating Power and Purity of Gas

INSPECTION OFFICES.	ILLUMINATING POWER.					SULPHUR PER 100		
	Highest.	Lowest.	Average.	No. of times below standard.	No. of Tests.	Highest	Lowest.	Average
	Candles.	Candles.	Candles.			Grains.	Grains.	Grains.
Barrie—								
July.....			18.50	0	1			
August.....			19.80	0	1			
September.....			19.50	0	1			
October.....			19.00	0	1			
November.....			16.02	0	1			
December.....			16.30	0	1			
January.....			18.50	0	1			
February.....			19.30	0	1			
March.....			16.30	0	1			
April.....			18.02	0	1			
May.....			17.00	0	1			
June.....			19.30	0	1			
				0	12			
Belleville—								
July.....			20.93	0	1			
August.....								
September.....			21.67	0	1			
October.....			20.01	0	1			
November.....			17.09	0	1			
December.....								
January.....								
February.....	20.02	18.95	19.48	0	2			
March.....	18.84	18.52	18.68	0	2			
April.....	20.96	19.81	20.38	0	2			
May.....	21.98	20.51	21.24	0	2			
June.....				0	2			
				0	14			
Deseronto—								
July.....			22.00	0	1			
August.....			21.00	0	1			
September.....			19.80	0	1			
October.....			19.00	0	1			
November.....			21.70	0	1			
December.....			19.00	0	1			
January.....			18.50	0	1			
February.....			20.00	0	1			
March.....			20.00	0	1			
April.....			18.04	0	1			
May.....			19.00	0	1			
June.....			19.20	0	1			
				0	12			

6-7 EDWARD VII., A. 1907

APPENDIX

RETURN of Illuminating Power and Purity of Gas

INSPECTION OFFICES.	ILLUMINATING POWER.					SULPHUR PER 100		
	Highest.	Lowest.	Average.	No. of times below standard.	No. of Tests.	Highest	Lowest.	Average
	Candles.	Candles.	Candles			Grains.	Grains.	Grains.
Berlin—								
July.....			17.93	0	1			
August.....			17.88	0	1			
September.....			17.59	0	1			
October.....			17.80	0	1			
November.....			18.47	0	1			
December.....			18.63	0	1			
January.....			18.99	0	1			
February.....			17.55	0	1			
March.....			19.35	0	1			
April.....			19.94	0	1			
May.....			18.91	0	1			
June.....			16.65	0	1			
				0	12			
Brockville—								
July.....	20.02	18.60	19.31	0	2			
August.....	22.65	20.00	21.32	0	2			
September.....	21.79	21.00	21.39	0	2			
October.....	22.37	19.00	20.68	0	2			
November.....	20.82	20.70	20.76	0	2			
December.....	20.90	20.68	20.75	0	2			
January.....	23.80	22.02	22.91	0	2			
February.....	20.05	20.02	20.03	0	2			
March.....	19.92	19.62	19.77	0	2			
April.....	21.65	20.60	21.12	0	2			
May.....	20.54	20.23	20.38	0	2			
June.....	19.76	19.16	19.46	0	2			
				0	24			
Cobourg—								
July.....			18.17	0	1			
August.....			18.07	0	1			
September.....			18.66	0	1			
October.....			16.97	0	1			
November.....			17.43	0	1			
December.....			16.95	0	1			
January.....			17.22	0	1			
February.....			17.03	0	1			
March.....			19.01	0	1			
April.....			16.72	0	1			
May.....			17.09	0	1			
June.....			17.22	0	1			
				0	12			

6-7 EDWARD VII., A. 1907

APPENDIX

RETURN of the Illuminating Power and Purity of Gas

INSPECTION OFFICES.	ILLUMINATING POWER.					SULPHUR PER 100		
	Highest.	Lowest.	Average.	No. of times below standard.	No. of Tests.	Highest	Lowest.	Average
	Candles.	Candles.	Candles.			Grains.	Grains.	Grains.
Port Hope—								
July.....			18.86	0	1			
August.....								
September.....			19.31	0	1			
October.....			19.83	0	1			
November.....			18.62	0	1			
December.....			18.92	0	1			
January.....			18.91	0	1			
February.....			18.27	0	1			
March.....			19.45	0	1			
April.....			18.90	0	1			
May.....			18.88	0	1			
June.....			18.55	0	1			
				0	11			
Cornwall—								
July.....			18.05	0	1			
August.....			18.10	0	1			
September.....			18.10	0	1			
October.....								
November.....								
December.....			18.00	0	1			
January.....			18.10	0	1			
February.....			18.05	0	1			
March.....			18.00	0	1			
April.....			18.05	0	1			
May.....			18.10	0	1			
June.....			18.10	0	1			
				0	10			
Guelph—								
July.....			18.59	0	1			
August.....			16.63	0	1			
September.....			16.89	0	1			
October.....			17.77	0	1			
November.....			17.27	0	1			
December.....			18.43	0	1			
January.....			21.11	0	1			
February.....			17.93	0	1			
March.....			20.21	0	1			
April.....			19.63	0	1			
May.....			19.36	0	1			
June.....			19.74	0	1			
				0	12			

6-7 EDWARD VII., A. 1907

APPENDIX

RETURN of the Illuminating Power and Purity of Gas

INSPECTION OFFICES.	ILLUMINATING POWER.					SULPHUR PER 100		
	Highest.	Lowest.	Average.	No. of times below standard.	No. of Tests.	Highest	Lowest.	Average
	Candles.	Candles.	Candles.			Grains.	Grains.	Grains.
Hamilton—								
July.....	18'48	18'02	18'25	0	8			
August.....	18'50	17'85	18'18	0	8			
September.....	18'68	17'85	18'33	0	10			
October.....	18'41	17'44	17'93	0	8			
November.....	18'84	18'35	18'66	0	8			
December.....	19'34	17'94	18'65	0	10			
January.....	18'84	17'87	18'54	0	8			
February.....	18'52	18'16	18'32	0	8			
March.....	18'41	17'33	17'76	0	10			
April.....	17'47	16'59	16'96	0	8			
May.....	17'52	16'54	16'98	0	9			
June.....	18'28	17'52	17'86	0	9			
				0	104			
Brantford—								
July.....								
August.....								
September.....								
October.....								
November.....								
December.....								
January.....								
February.....								
March.....								
April.....								
May.....								
June.....								
Galt—								
July.....			18'02	0	1			
August.....			19'35	0	1			
September.....			18'02	0	1			
October.....			19'34	0	1			
November.....			20'01	0	1			
December.....			19'50	0	1			
January.....								
February.....								
March.....								
April.....								
May.....								
June.....								
				0	6			

6-7 EDWARD VII., A. 1907

APPENDIX

RETURN of the Illuminating Power and Purity of Gas

INSPECTION OFFICES.	ILLUMINATING POWER.					SULPHUR PER 100		
	Highest.	Lowest.	Average.	No. of times below standard.	No. of Tests.	Highest	Lowest.	Average
	Candles.	Candles.	Candles.			Grains.	Grains.	Grains.
St. Catharines—								
July			16.15	0	1			
August			16.13	0	1			
September			16.83	0	1			
October			16.99	0	1			
November			16.68	0	1			
December			16.58	0	1			
January			16.71	0	1			
February			17.55	3	1			
March			16.69	0	1			
April			16.32	0	1			
May			16.10	0	1			
June			16.24	0	1			
				0	12			
Kingston—								
July	20.14	19.08	19.61	0	2			
August	19.00	18.71	18.65	0	2			
September	20.16	18.06	19.11	0	2			
October	20.52	19.50	20.01	0	2			
November	21.00	19.54	20.27	0	2			
December	19.10	18.90	19.00	0	2			
January	20.76	20.08	20.42	0	2			
February	19.93	18.50	19.21	0	2			
March	20.37	18.33	19.35	0	2			
April	20.68	19.12	19.60	0	2			
May	19.20	19.09	19.14	0	2			
June	18.14	18.06	18.10	0	2			
				0	24			
Listowel—								
July			20.88	0	1			
August			20.30	0	1			
September			18.00	0	1			
October			20.30	0	1			
November			20.44	0	1			
December			20.88	0	1			
January			17.25	0	1			
February			17.04	0	1			
March			16.05	0	1			
April			17.94	0	1			
May			20.01	0	1			
June			17.25	0	1			
				0	12			

6-7 EDWARD VII., A. 1907

APPENDIX

RETURN of the Illuminating Power and Purity of Gas

INSPECTION OFFICES.	ILLUMINATING POWER.					SULPHUR PER 100		
	Highest.	Lowest.	Average.	No. of times below Standard.	No. of Tests.	Highest	Lowest.	Average
	Candles.	Candles.	Candles.			Grains.	Grains.	Grains.
London—								
July.....	18·01	17·17	17·53	0	9			
August.....	20·29	18·00	18·82	0	8			
September.....	19·32	16·40	17·06	0	10			
October.....	20·91	16·78	19·11	0	8			
November.....	20·50	17·55	19·12	0	8			
December.....	23·86	18·36	20·16	0	8			
January.....	22·32	16·48	19·52	0	10			
February.....	21·13	18·75	20·02	0	8			
March.....	22·95	19·03	20·45	0	10			
April.....	23·13	18·84	20·39	0	8			
May.....	22·10	18·20	20·20	0	8			
June.....	20·91	16·50	19·30	0	10			
				0	105			
Chatham—								
July.....			18·51	0	1			
August.....			17·35	0	1			
September.....			17·83	0	1			
October.....			17·59	0	1			
November.....			16·46	0	1			
December.....			16·83	0	1			
January.....			16·40	0	1			
February.....			16·00	0	1			
March.....			16·61	0	1			
April.....			15·66	0	1			
May.....			16·77	0	1			
June.....			16·47	0	1			
				0	12			
Ingersoll—								
July.....			16·11	0	1			
August.....			21·51	0	1			
September.....			9·85	1	1			
October.....			16·08	0	1			
November.....			18·47	0	1			
December.....			17·64	0	1			
January.....			16·28	0	1			
February.....			16·29	0	1			
March.....			18·67	0	1			
April.....			17·39	0	1			
May.....			17·09	0	1			
June.....	15·44	13·34	14·39	0	2			
				1	13			

APPENDIX

RETURN of the Illuminating Power and Purity of Gas

INSPECTION OFFICES.	ILLUMINATING POWER.					SULPHUR PER 100		
	Highest.	Lowest.	Average.	No. of times below Standard.	No. of Tests.	Highest	Lowest.	Average
	Candles.	Candles.	Candles.			Grains.	Grains.	Grains.
St. Thomas—								
July.....			17.63	0	1			
August.....			18.04	0	1			
September.....			17.90	0	1			
October.....			18.65	0	1			
November.....			17.10	0	1			
December.....			20.33	0	1			
January.....			16.89	0	1			
February.....			17.54	0	1			
March.....			16.77	0	1			
April.....			16.12	0	1			
May.....			17.67	0	1			
June.....			17.37	0	1			
				0	12			
Windsor—								
July.....			18.32	0	1			
August.....			16.95	0	1			
September.....			17.31	0	1			
October.....			17.72	0	1			
November.....			18.28	0	1			
December.....			18.40	0	1			
January.....			17.46	0	1			
February.....			17.34	0	1			
March.....			17.87	0	1			
April.....			17.15	0	1			
May.....			19.06	0	1			
June.....			17.28	0	1			
				0	12			
Woodstock—								
July.....			16.58	0	1			
August.....			17.00	0	1			
September.....			18.08	0	1			
October.....			18.45	0	1			
November.....			17.55	0	1			
December.....			17.21	0	1			
January.....			17.05	0	1			
February.....			17.60	0	1			
March.....			16.10	0	1			
April.....			18.71	0	1			
May.....			19.04	0	1			
June.....			19.07	0	1			
				0	12			

6-7 EDWARD VII., A. 1907

APPENDIX

RETURN of the Illuminating Power and Purity of Gas

INSPECTION OFFICES.	ILLUMINATING POWER.					SULPHUR PER 100		
	Highest.	Lowest.	Average.	No. of times below Standard.	No. of Tests.	Highest	Lowest.	Average
	Candles.	Candles.	Candles.			Grains.	Grains.	Grains.
Napanee—								
July.....								
August.....								
September.....			21.46	0	1			
October.....			19.14	0	1			
November.....								
December.....			19.89	0	1			
January.....			18.75	0	1			
February.....			20.18	0	1			
March.....			20.49	0	1			
April.....			19.86	0	1			
May.....			20.01	0	1			
June.....			21.23	0	1			
				0	9			
Ottawa—								
July.....	17.82	17.76	17.79	0	2	15.17	14.19	14.68
August.....	17.22	17.17	17.19	0	2	14.92	14.64	14.78
September.....	17.69	16.70	17.19	0	2	14.41	14.30	14.35
October.....	17.43	17.32	17.37	0	2	14.54	14.36	14.45
November.....	17.37	17.05	17.21	0	2	15.56	14.18	14.87
December.....	17.51	16.89	17.20	0	2	14.84	14.29	14.56
January.....	16.81	16.46	16.63	0	3	14.41	14.19	14.30
February.....	16.85	16.64	16.74	0	2	14.92	14.85	14.83
March.....	16.94	16.77	16.85	0	2	17.96	14.08	16.02
April.....	16.78	16.72	16.75	0	2	14.98	14.63	14.80
May.....	16.95	16.23	16.62	0	3	14.75	14.58	14.66
June.....	16.67	16.46	16.56	0	2			
				0	26			
Owen Sound—								
July.....			16.40	0	1			
August.....			16.10	0	1			
September.....			16.00	0	1			
October.....								
November.....			17.02	0	1			
December.....			18.80	0	1			
January.....			16.50	0	1			
February.....			16.25	0	1			
March.....			16.20	0	1			
April.....			16.78	0	1			
May.....			16.09	0	1			
June.....			16.20	0	1			
				0	11			

APPENDIX

RETURN of the Illuminating Power and Purity of Gas

INSPECTION OFFICES.	ILLUMINATING POWER.						SULPHUR PER 100		
	Highest.	Lowest.	Average.	No. of times be- low standard.	No. of Tests.	Highest	Lowest.	Average	
	Candles.	Candles.	Candles.			Grains.	Grains.	Grains.	
Peterborough--									
July	21.00	20.20	20.60	0	2				
August	20.20	19.20	19.70	0	2				
September	23.00	18.20	20.60	0	2				
October	20.60	19.00	19.80	0	2				
November	18.20	16.30	17.25	0	2				
December	18.50	17.80	18.15	0	2				
January	16.50	16.20	16.35	0	2				
February	18.00	14.50	16.23	1	3				
March			17.60	0	1				
April	18.40	17.40	17.90	0	2				
May	20.00	17.70	18.85	0	2				
June	22.50	22.00	22.25	0	2				
				1	24				
Sarnia--									
July			19.16	0	1				
August			18.54	0	1				
September			18.76	0	1				
October			18.70	0	1				
November			18.98	6	1				
December			17.08	0	1				
January			19.36	0	1				
February			21.34	0	1				
March			21.18	0	1				
April			21.16	0	1				
May			20.96	0	1				
June			21.02	0	1				
				0	12				
Stratford--									
July			17.05	0	1				
August			17.06	0	1				
September			17.35	0	1				
October			16.74	0	1				
November			17.46	0	1				
December			17.68	0	1				
January			17.53	0	1				
February			17.30	0	1				
March			16.59	0	1				
April			16.89	0	1				
May			16.77	0	1				
June			17.46	0	1				
				0	12				

6-7 EDWARD VII., A. 1907

APPENDIX

RETURN of the Illuminating Power and Purity of Gas

INSPECTION OFFICES.	ILLUMINATING POWER.					SULPHUR PER 100		
	Highest.	Lowest.	Average.	No. of times below standard.	No. of Tests.	Highest	Lowest	Average
	Candles.	Candles.	Candles.			Grams.	Grains.	Grains.
Toronto—								
July.....	19.29	18.21	18.62	0	8	16.99	15.66	16.32
August.....	19.52	18.81	19.11	0	9	17.01	15.34	16.17
September.....	19.57	18.67	18.97	0	9	14.18	11.47	12.83
October.....	19.38	18.40	18.79	0	8	15.67	14.05	14.86
November.....	19.80	18.17	18.92	0	9	11.47	11.25	11.36
December.....	18.88	17.98	18.44	0	9	11.61	11.82	11.46
January.....	19.20	18.06	18.51	0	9	12.24	9.79	10.51
February.....	18.89	17.69	18.42	0	8	13.86	12.66	13.26
March.....	19.52	18.55	18.95	0	9	12.24	9.87	10.55
April.....	19.73	18.65	19.01	0	8	11.42	8.71	10.06
May.....	19.26	18.51	19.01	0	9	11.29	9.95	10.62
June.....	19.20	18.10	18.75	0	9	12.62	11.39	12.00
				0	104			
Montreal—								
July.....	19.65	17.84	18.87	0	8	19.04	8.77	13.90
August.....	19.64	17.90	18.73	0	9	6.07	4.51	5.29
September.....	19.11	17.92	18.50	0	9	17.84	5.45	11.64
October.....	18.61	16.68	17.67	0	9	4.41	2.73	3.57
November.....	18.28	16.45	17.12	0	8	12.45	10.78	11.61
December.....	18.27	16.87	17.47	0	9	33.18	31.75	32.46
January.....	20.77	16.36	17.96	0	9	19.06	17.95	18.50
February.....	17.91	17.13	17.52	0	8	16.90	8.64	12.77
March.....	17.73	16.82	17.30	0	9	7.34	6.40	6.87
April.....	18.61	16.99	17.79	0	8	28.38	2.79	15.58
May.....	19.17	17.57	18.21	0	9	5.77	5.23	5.50
June.....	19.99	18.24	18.63	0	9	10.77	4.38	7.57
				0	104			
Quebec—								
July.....			18.88	0	1	22.98	16.73	19.85
August.....			18.31	0	1	19.71	19.04	19.37
September.....			17.91	0	1	20.33	16.77	18.55
October.....			18.34	0	1	20.59	18.53	19.56
November.....			18.56	0	1	19.74	17.36	18.55
December.....			18.89	0	1	22.36	19.68	21.02
January.....			18.36	0	1	20.13	16.50	18.31
February.....			18.07	0	1	22.02	19.64	20.83
March.....			18.54	0	1	19.77	19.62	19.69
April.....			18.44	0	1	20.08	15.07	17.57
May.....			18.47	0	1	19.48	19.05	19.26
June.....			18.63	0	1	20.18	16.36	18.27
				0	12			

SESSIONAL PAPER No. 13

F—Continued.

Inspected during the Year ended June 30, 1906.

CUBIC FEET.		AMMONIA PER 100 CUBIC FEET.			SULPHURETTED HYDROGEN.			REMARKS.		
No. of times in excess of allowance.	No. of Tests.	Highest.	Lowest.	Average.	No. of times in excess of allowance.	No. of Tests.	No. of times absent.		No. of times present.	No. of Tests.
		Grains.	Grains.	Grains.						
0	24	0.89	0.52	0.70	0	24	8	0	8	
0		0.45	0.31	0.38	0		9	0	9	
0		0.26	0.20	0.23	0		9	0	9	
0		0.45	0.25	0.35	0		8	0	8	
0		0.28	0.24	0.20	0		9	0	9	
0		0.15	0.00	0.07	0		9	0	9	
0		0.15	0.10	0.12	0		9	0	9	
0		0.35	0.25	0.30	0		8	0	8	
0		0.15	0.10	0.12	0		9	0	9	
0		0.50	0.00	0.25	0		8	0	8	
0		0.46	0.25	0.35	0		9	0	9	
0		0.41	0.30	0.35	0		9	0	9	
0	24				0	24	101	0	104	
0				0.00	0		12	0	12	
0				0.00	0		12	0	12	
0				0.00	0		13	0	13	
0				0.00	0		13	0	13	
0				0.00	0		11	0	11	
0				0.00	0		13	0	13	
0				0.00	0		13	0	13	
0				0.00	0		12	0	12	
0				0.00	0		13	0	13	
0				0.00	0		12	0	12	
0				0.00	0		13	0	13	
0				0.00	0		13	0	13	
0	24				0	24	150	0	150	
0				0.00	0		1	0	1	
0				0.00	0		1	0	1	
0				0.00	0		1	0	1	
0				0.00	0		1	0	1	
0				0.00	0		1	0	1	
0				0.00	0		1	0	1	
0				0.00	0		1	0	1	
0				0.00	0		1	0	1	
0				0.00	0		1	0	1	
0				0.00	0		1	0	1	
0				0.00	0		1	0	1	
0	24				0	24	12	0	12	

6-7 EDWARD VII., A. 1907

APPENDIX

RETURN of the Illuminating Power and Purity of Gas

INSPECTION OFFICES.	ILLUMINATING POWER.					SULPHUR PER 100		
	Highest.	Lowest.	Average.	No. of times below standard.	No. of Tests.	Highest	Lowest.	Average
	Candles.	Candles.	Candles.			Grains.	Grains.	Grains.
Sherbrooke—								
July.....			19.62	0	1			
• August.....			19.64	0	1			
September.....			16.24	0	1			
October.....			17.78	0	1			
November.....			17.00	0	1			
December.....			17.33	0	1			
January.....			16.95	0	1			
February.....			16.89	0	1			
March.....			17.73	0	1			
April.....			16.80	0	1			
May.....			17.24	0	1			
June.....			18.53	0	1			
				0	12			
St. Hyacinthe—								
July.....			18.59	0	1			
August.....			18.78	0	1			
September.....			18.57	0	1			
October.....			18.96	0	1			
November.....			18.79	0	1			
December.....			18.98	0	1			
January.....			18.92	0	1			
February.....			18.95	0	1			
March.....			18.47	0	1			
April.....			18.82	0	1			
May.....			18.96	0	1			
June.....			18.78	0	1			
				0	12			
Fredericton—								
July.....	16.65	15.88	16.26	0	5			
August.....	18.07	16.53	17.30	0	5			
September.....	18.07	16.83	17.46	0	5			
October.....	17.86	15.75	16.69	1	5			
November.....	16.13	15.51	15.82	1	2			
December.....	16.55	16.16	16.40	0	3			
January.....	16.79	16.62	16.68	0	3			
February.....	17.34	17.25	17.31	0	3			
March.....	17.10	16.24	16.67	0	2			
April.....								
May.....								
June.....			18.03	0	1			
				2	34			

APPENDIX

RETURN of the Illuminating Power and Purity of Gas

INSPECTION OFFICES.	ILLUMINATING POWER.					SULPHUR PER 100		
	Highest.	Lowest.	Average.	No. of times below Standard.	No. of Tests.	Highest	Lowest.	Average
	Candles.	Candles.	Candles.			Grains.	Grains.	Grains.
St. John—								
July.....	18.28	17.69	17.89	0	4			20.73
August.....	18.04	17.38	17.65	0	4			23.50
September.....	17.94	17.23	17.48	0	4			21.19
October.....	18.20	17.58	17.87	0	3			19.94
November.....	17.72	17.32	17.52	0	2			17.94
December.....	18.42	17.61	17.95	0	4			19.55
January.....	18.00	17.35	17.89	0	4			20.67
February.....	17.81	16.61	17.38	0	3			20.71
March.....	17.59	16.51	17.16	0	4			22.97
April.....	17.78	17.18	17.42	0	4			19.33
May.....	17.27	16.79	17.05	0	3			20.85
June.....	17.09	16.59	16.80	0	3			20.94
				0	42			
Moncton—								
July.....			20.36	0	1			
August.....			20.19	0	1			
September.....			19.69	0	1			
October.....			18.96	0	1			
November.....			18.86	0	1			
December.....			19.31	0	1			
January.....			18.28	0	1			
February.....								
March.....								
April.....								
May.....			18.89	0	1			
June.....			17.29	0	1			
				0	9			
Halifax—								
July.....			17.64	0	1			10.81
August.....			17.62	0	1			11.38
September.....			17.85	0	1			13.31
October.....			17.40	0	1			10.05
November.....			16.56	0	1			9.39
December.....			17.15	0	1			11.15
January.....			18.04	0	1			
February.....			18.08	0	1			13.76
March.....			17.71	0	1			17.63
April.....			17.73	0	1			16.86
May.....			17.88	0	1			17.11
June.....			17.06	0	1			25.93
				0	12			

SESSIONAL PAPER No. 13

F.—Continued.

Inspected during the Year ended June 30, 1906.

CUBIC FEET.		AMMONIA PER 100 CUBIC FEET.					SULPHURETTED HYDROGEN.			REMARKS.
No. of times in excess of allowance.	No. of Tests.	Highest.	Lowest.	Average.	No. of times in excess of allowance.	No. of Tests.	No. of times absent.	No. of times present.	No. of Tests.	
		Grains.	Grains.	Grains.						
0	1			1.27	0	1	4	0	4	
0	1			1.52	0	1	4	0	4	
0	1			1.31	0	1	4	0	4	
0	1			1.10	0	1	3	0	3	
0	1			0.00	0	1	3	0	3	
0	1			0.00	0	1	4	0	4	
0	1			0.00	0	1	4	0	4	
0	1			0.00	0	1	4	0	4	
0	1			0.00	0	1	3	0	3	
0	1			0.00	0	1	4	0	4	
0	1			0.00	0	1	4	0	4	
0	1			0.75	0	1	3	0	3	
0	1			0.00	0	1	3	0	3	
0	12				0	12	42	0	42	
							1	0	1	
							1	0	1	
							1	0	1	
							1	0	1	
							1	0	1	
							1	0	1	
							1	0	1	
							1	0	1	
							1	0	1	
							9	0	9	
0	1			0.00	0	1	1	0	1	
0	1			0.00	0	1	1	0	1	
0	1			0.00	0	1	1	0	1	
0	1			0.00	0	1	1	0	1	
0	1			0.00	0	1	1	0	1	
0	1			0.00	0	1	1	0	1	
0	1			0.00	0	1	1	0	1	
0	1			0.00	0	1	1	0	1	
0	1			0.00	0	1	1	0	1	
0	11				0	11	11	0	11	

6-7 EDWARD VII., A. 1907

APPENDIX

RETURN of the Illuminating Power and Purity of Gas

INSPECTION OFFICES.	ILLUMINATING POWER.					SULPHUR PER 100		
	Highest.	Lowest.	Average.	No. of times be- low standard.	No. of tests.	Highest	Lowest	Average
	Candles.	Candles.	Candles.			Grains.	Grains.	Grains.
Yarmouth—								
July.....			16.85	0	1			
August.....			17.49	0	1			
September.....			19.40	0	1			
October.....			17.91	0	1			
November.....			16.77	0	1			
December.....			18.76	0	1			
January.....			18.37	0	1			
February.....			16.48	0	1			
March.....			16.53	0	1			
April.....			19.23	0	1			
May.....			18.38	0	1			
June.....			17.93	0	1			
				0	12			
Charlottetown—								
July.....			19.10	0	1			
August.....			19.16	0	1			
September.....			17.32	0	1			
October.....			18.41	0	1			
November.....			16.66	0	1			
December.....			16.79	0	1			
January.....			21.19	0	1			
February.....	20.46	19.03	19.74	0	2			
March.....	17.87	17.74	17.80	0	2			
April.....			19.14	0	1			
May.....	17.88	17.57	17.72	0	2			
June.....	17.00	16.70	16.85	0	2			
				0	16			
Winnipeg—								
July.....			18.09	0	1			
August.....			16.96	0	1			
September.....	18.58	17.35	17.96	0	2			
October.....	18.09	17.18	17.64	0	2			
November.....	17.83	16.63	17.23	0	2			
December.....	17.70	16.68	17.19	0	2			
January.....	18.54	16.82	17.68	0	2			
February.....	19.66	16.00	17.83	0	2			
March.....	17.83	17.48	17.65	0	2			
April.....	17.97	17.00	17.04	0	2			
May.....	18.58	17.07	18.14	0	2			
June.....	18.90	16.76	17.83	0	2			
				0	22			

6-7 EDWARD VII., A. 1907

APPENDIX

RETURN of the Illuminating Power and Purity of Gas

INSPECTION OFFICES.	ILLUMINATING POWER.					SULPHUR PER 100		
	Highest.	Lowest.	Average.	No. of times below Standard.	No. of Tests.	Highest	Lowest.	Average
	Candles.	Candles.	Candles.			Grains.	Grains.	Grains.
Nanaimo—								
July.....			18.92	0	1			
August.....			18.12	0	1			
September..			18.35	0	1			
October.....			16.57	0	1			
November....			18.45	0	1			
December....			17.59	0	1			
January.....			16.19	0	1			
February....			16.20	0	1			
March.....			16.18	0	1			
April.....			16.37	0	1			
May.....			17.91	0	1			
June.....			16.44	0	1			
				0	12			
New Westminster—								
July.....			19.09	0	1			
August.....			19.17	0	1			
September..			19.21	0	1			
October.....			19.29	0	1			
November....			18.82	0	1			
December....			18.69	0	1			
January.....			18.91	0	1			
February....			19.13	0	1			
March.....			18.72	0	1			
April.....			18.10	0	1			
May.....			18.38	0	1			
June.....			18.50	0	1			
				0	12			
Vancouver—								
July.....			17.45	0	1			
August.....			17.55	0	1			
September..			17.60	0	1			
October.....			16.85	0	1			
November....			17.10	0	1			
December....			17.20	0	1			
January.....			16.90	0	1			
February....			17.00	0	1			
March.....			17.35	0	1			
April.....			17.50	0	1			
May.....			17.40	0	1			
June.....			17.60	0	1			
				0	12			

6-7 EDWARD VII., A. 1907

APPENDIX

RETURN of the Illuminating Power and Purity of Gas

INSPECTION OFFICES.	ILLUMINATING POWER.					SULPHUR PER 100.		
	Highest.	Lowest.	Average.	No. of times below Standard.	No. of Tests.	Highest	Lowest.	Average
	Candles.	Candles.	Candles.			Grains.	Grains.	Grains.
Victoria—								
July.....			18.24	0	1			
August.....			18.02	0	1			
September.....								
October.....			16.07	0	1			
November.....			17.13	0	1			
December.....			16.63	0	1			
January.....			17.53	0	1			
February.....			17.32	0	1			
March.....			17.49	0	1			
April.....			17.38	0	1			
May.....			17.68	0	1			
June.....			16.69	0	1			
				0	11			

INLAND REVENUE DEPARTMENT

OTTAWA, August 29, 1906.

APPENDIX H.

STATEMENT of Electric Light Expenditures and Receipts for the Year ended
June 30, 1906.

Districts.	Inspectors.	EXPENDITURES.					RECEIPTS.	
		Salaries.	Special Assist- ance.	Travel- ing Expen- ses.	Sundries.	Total.	Registra- tion Fees.	Inspection Fees.
		\$ cts.	\$ cts.	\$ cts.	\$ cts.	\$ cts.	\$ cts.	\$ cts.
Belleville.....	Johnson, Wm.....	40 16	1 49	385 20	124 24	551 09	590 00	1,222 00
Hamilton.....	McPhie, D.....			82 75	33	83 08	295 00	1,659 50
London.....	Nash, A. F.....			249 85	1 60	251 45	590 00	1,922 50
Ottawa.....	Roche, H. G.....			129 00		129 00	390 00	1,930 25
Toronto.....	Johnstone, J. K.....			479 30	11 07	490 37	1,065 00	5,909 25
	Ontario.....	40 16	1 49	1,326 10	137 24	1,504 99	2,930 00	12,643 50
Montreal.....	Aubin, A.....			26 05	29 80	55 85	165 00	6,262 00
Quebec.....	LeVasseur, N.....			35 85	112 30	148 15	165 00	593 00
Sherbrooke.....	Simpson, A. F.....			64 30	6 40	70 70	185 00	153 75
St. Hyacinthe.....	Provost, J. E.....	300 00		143 60	3 70	447 30	205 00	478 00
Three Rivers.....	Dufresne, J. U.....	500 00		130 40	1 10	631 50	65 00	191 75
	Quebec.....	800 00		400 20	153 30	1,353 50	785 00	7,678 50
St. John, N.B.....	Wilson, J. E.....			213 44	6 71	220 15	235 00	1,161 50
Halifax, N.S.....	Ritchie, A. J.....			180 74	3 57	184 31	395 00	1,044 00
Charlottetown, P. E. I.....	Bell, J. H.....			40 00	41 19	81 19	40 00	334 75
Winnipeg, Man.....	Magness, R.....			42 30	13 10	55 40	385 00	3,456 00
Edmonton, Alberta.....	Harbottle, N.....	85 44			92 95	178 39		216 75
Vancouver.....	Miller, J. E.....						265 00	2,797 25
Victoria.....	James, R.....			35 50	7 75	43 25	65 00	642 50
	British Columbia.....			35 50	7 75	43 25	330 00	3,439 75
Yukon.....	Macdonald, J. F.....	499 92				499 92	25 00	
	Chief Elec. Eng'r.....	3,166 60	24 44	455 00	350 62	3,996 66		
	General.....				1,653 75	1,653 75		
	Printing.....				35 75	35 75		
	Stationery.....				46 96	46 96		
	Grand Totals.....	4,592 12	25 93	2,693 28	2,542 89	9,854 22	5,125 00	29,974 75

W. J. GERALD,

Deputy Minister.

INLAND REVENUE DEPARTMENT,

OTTAWA, August 29, 1906.

SESSIONAL PAPER No. 13

APPENDIX I.

STATEMENT showing the number of Electric Light Meters Verified, Rejected, and Verified after first Rejection, in each Inspection District, for the Fiscal Year ended June 30, 1906.

Districts.	Number presented.	Verified as coming within the error tolerated by law.			Rejected.			Verified after first Rejected.		
		Correct.	Fast.	Slow.	Unsound.	Fast.	Slow.	Correct.	Fast.	Slow.
Belleveille	1,008	534	289	185						
Hamilton	1,252	300	356	595			1			
London	1,772	1,310	221	233		7	1			
Ottawa	2,424	580	207	1,633	1	2	1			
Toronto	4,623	1,522	1,769	1,271		11	50			
Montreal	5,219	4,161	1,021	23	4	5	5			
Quebec	685	265	206	211	1	1	1			
Sherbrooke	123	42	32	44		1	4			
St. Hyacinthe	436	136	193	102		5				
Three Rivers	138	64	34	40						
St. John	788	391	174	219		2	2			
Halifax	944	933	2		3	3	3			
Charlottetown	330	161	96	73						
Winnipeg	3,039	2,597	154	348						
Edmonton	265	19	6	240						
Vancouver	2,746	307	1,573	866						
Victoria	897	408	207	192						
Yukon										
	26,659	13,730	6,540	6,273	9	37	68			

W. J. GERALD,

Deputy Minister.

INLAND REVENUE DEPARTMENT,

OTTAWA, August 29, 1906.

APPENDIX J.

STATEMENT showing the Electric Light Companies registered under the Electric Light Inspection Act, during the Year ended June 30, 1906.

Districts.	From whom Collected.	Serial No.	By whom Collected.	Certificate for Fiscal Year.	NUMBER OF LAMPS.		Registration Fees.		Totals.
					Arc.	Incan- descent.	cts.	cts.	
Bathville.	The Marnoo Electric Co., Ltd.	1	C. I. R., Bathville.	1905/1906.	575	575	10 00	10 00	
	The Frankford Electric Light Co., Ltd	2	"	"	290	290	5 00	5 00	
	Corporation of Pictou.	3	"	"	5,660	5,660	25 00	25 00	
	The Corporation of the Village of Madoc	4	"	"	12	1,029	10 00	10 00	
	The Trenton Electric & Water Co., Ltd., Trenton & Bathville.	5	"	"	70	8,853	25 00	25 00	
	The Tweed Electric Light and Power Co.	6	"	"	5	1,100	10 00	10 00	
	Vankleek Hill Electric Light Co.	7	"	"	1,735	1,735	10 00	10 00	
	Thos. Ross & Sons, Hawkesbury.	8	"	"	1,800	1,800	10 00	10 00	
	St. Lawrence Power Co., Ltd., Mille Roches.	9	"	"	620	2,920	25 00	25 00	
	Stornont Electric Light and Power Co., Cornwall.	10	"	"	14	1,600	10 00	10 00	
	The Corporation of the Town of Alexandria.	11	"	"	1,355	1,355	10 00	10 00	
	Jos. Bishop & Son, Chrysler.	12	"	"	400	400	5 00	5 00	
	Corporation of the City of Kingston.	13	"	"	8,000	9,150	25 00	25 00	
	School of Mining and Agriculture, Kingston.	14	"	"	22	102	5 00	5 00	
	Benjamin Manufacturing Co., Ltd., Yarker.	15	"	"	200	200	5 00	5 00	
A. A. Conroy, Yarker.	16	"	"	110	110	5 00	5 00		
The Frighton Electric Light Co.	17	"	"	575	575	10 00	10 00		
The Colboug Water & Electric Co., Ltd	18	"	C. I. R., Peterborough	1905/1906.	5,500	5,500	25 00	25 00	
The Ontario Light, Heat and Power Co., Colborne	19	"	"	20	796	996	10 00	10 00	
Light, Heat and Power Co., Lindsay.	20	"	"	81	7,500	8,310	25 00	25 00	
Haydock Electric Light and Power Co., Peterborough.	21	"	"	13	625	755	10 00	10 00	
Lakeside Light and Power Co.	22	"	"	8	517	597	10 00	10 00	
H. W. Fowlds & Co., Hastings.	23	"	"	12	500	620	10 00	10 00	
Oromaree Power Co., Peterborough	24	"	"	8	8,250	8,250	25 00	25 00	
Water Works and Electric Light Commission, Cambelford	25	"	"	37	2,433	2,803	25 00	25 00	
Bowmanville Electric Light Co.	26	"	"	18	1,900	2,680	25 00	25 00	
The Port Hope Electric Light and Power Co., Ltd.	27	"	"	37	2,420	2,390	25 00	25 00	
Peterboro Light and Power Co.	28	"	"	142	18,000	19,420	25 00	25 00	
W. C. Harrison, Norwood	29	"	"	13	425	555	10 00	10 00	
J. G. DeLong, Millbrook	30	"	"	6	420	480	5 00	5 00	
D. J. Galbraith, Newcastle.	31	"	"	400	400	5 00	5 00		

APPENDIX A - Continued.

STATEMENT showing the Electric Light Companies registered under the Electric Light Inspection Act, during the year ended June 30, 1906.

Districts.	From whom Collected.	Total No.	By whom Collected.	Certificate For Fiscal Year.	NUMBER OF LAMPS.		Registration Fees.	Totals.
					Asc.	Incan- descent.		
							%	cts.
London.				1905-1906.				
	The City Light, Heat and Power Department, St. Thomas	10	C. I. R., London.		126	3,500	1,760	25 00
	H. C. Baird & Son, Park Hill	11	"	"	12	1,100	1,220	10 00
	Alvington Power Co., Ltd.	12	"	"	13	350	180	5 00
	The Dutton Electric Co., London	13	"	"	4	630	630	10 00
	The Town of Aylmer Electric Department	14	"	"	12	1,500	1,620	10 00
	Corporation of the Town of St. Marys	15	"	"	35	3,500	3,850	25 00
	The Seaford Electric Light, Heat and Power Co.	16	C. I. R., Stratford.	1905-1906.	33	2,000	2,350	25 00
	Corporation of the Town of Goderich	17	"	"	11	2,500	2,910	25 00
	Brussels Electric Light Co.	18	"	"	9	350	410	5 00
	Corporation of the Town of Mitchell	19	"	"	6	1,200	1,260	10 00
	John Paterson, Wroxeter	20	"	"	6	360	360	5 00
	Stratford Gas Co.	21	"	"	90	3,000	3,900	25 00
	J. G. Field, Tavistock	22	"	"	360	360	360	10 00
	The Corporation of the Town of Wingham	23	"	"	15	4,000	4,450	25 00
	The Liscard Gas and Electric Light Co., Ltd.	24	"	"	25	250	250	5 00
	J. A. Williams & Co., Zurich	25	"	"	2	290	290	5 00
	Thomas Welch, Hensall	26	"	"	14	850	870	10 00
	Clinton Electric Light Co.	27	"	"	14	1,500	1,640	10 00
	Blyth Electric Light Co.	28	"	"	7	400	470	5 00
	Corporation of the Town of Palmerston	29	"	"	13	600	780	10 00
	C. B. Suedl, Fester	30	"	"	15	1,000	1,150	10 00
	Hiram Walker & Sons, Ltd., Walkerville	31	"	"	15	3,500	3,650	25 00
	The Sandwich, Windsor and Amherstburg Railway, Ltd., Windsor	32	"	"	9	9,200	9,200	25 00
	The Kingsville Electric Light Co.	33	"	"	2	1,300	1,300	10 00
	The Corporation of the Town of Dresden	34	"	"	2	950	970	10 00
	The Corporation of the Village of Thamsville	35	"	"	800	800	800	10 00
	The Leamington Light and Heat Co., Ltd.	36	"	"	17	1,525	1,695	10 00
	The Corporation of the Town of Bothwell	37	"	"	13	330	380	5 00
	D. W. Kett, Tiffney	38	"	"	13	1,000	1,130	10 00

APPENDIX J—Continued.

STATEMENT showing the Electric Light Companies registered under the Electric Light Inspection Act, during the Year ended June 30, 1906.

Districts.	From whom Collected.	Central No.	By whom Collected.	Certificate for Fiscal Year.	NUMBER OF LAMPS.		Regis- tration Fees.	Totals		
					Asc.	Incan- descent.			%	%
Toronto	Corporation of the Town of Kincardine	6	C. I. R., Owen Sound	1905-1906.	17	1,400	1,570	10 00		
	Paisley Electric Light Co.	7	"	"	4	900	500	10 00		
	Crawford and McIntyre, Durham	8	"	"	4	1,290	1,240	10 00		
	Thos. Andrews, Thornbury	9	"	"	10	550	650	10 00		
	Fred. Deagle, Englehart	10	"	"	"	300	300	5 00		
	Walter Stewart & Son, Lucknow	11	"	"	1	140	450	5 00		
	Treswater Electric Light Co.	12	"	"	"	360	300	5 00		
	Corporation of the Town of Owen Sound	13	"	"	5	7,141	7,711	25 00		
	Mimus Bros., Markdale	14	"	"	60	900	900	10 00		
	Corporation of the Town of Collingwood	15	"	"	60	4,000	4,600	25 00		
	Corporation of the Village of Dundalk	16	"	"	"	500	500	5 00		
	Chesley Electric Light Co.	17	"	"	23	1,050	1,280	10 00		
	W. Moore & Sons, Meaford	18	"	"	2	1,300	1,520	10 00		
	N. Wenger & Bros., Ayrton	19	"	"	"	153	153	5 00		
	Braupoint Electric Light Co.	1	C. I. R., Toronto	1905-1906.	28	1,700	1,980	10 00		
	The Hamilton Cataract, Power, Light and Traction Co., Ltd., Burlington	21	"	"	"	465	465	5 00		
	Corporation of the Town of Barrie	3	"	"	31	5,500	16,010	25 00		
	The Togoia Water and Light Co., Sault Ste. Marie	4	"	"	221	11,199	3,439	25 00		
	L. J. Gould, Uxbridge	5	"	"	12	1,200	1,320	10 00		
Town of East Toronto	6	"	"	30	325	625	10 00			
Town of Greenhairst	7	"	"	"	1,300	1,300	10 00			
John Phillips, Grand Valley	8	"	"	"	1,200	1,200	10 00			
Corporation of the Village of Beeton	9	"	"	"	630	630	10 00			
Corporation of the Village of Acton	10	"	"	"	1,000	1,000	10 00			
Corporation of the Town of Huntsville	11	"	"	"	1,800	1,800	10 00			
Toronto Electric Light Co., Ltd.	12	"	"	1,722	150,000	167,220	25 00			
Corporation of the Town of Bracebridge	13	"	"	"	4,000	4,020	25 00			
Jonas Byre, Stouffville	14	"	"	"	488	488	5 00			

APPENDIX J—Continued.

STATEMENT showing the Electric Light Companies registered under the Electric Light Inspection Act, during the Year ended June 30, 1906.

Districts.	From whom Collected.	Total No.	By whom collected.	Certificate for Fiscal Year.	NUMBER OF LAMPS.		Registration Fees.	Totals.	
					Ave. descent.	Incent. Totals.			
							% cts.	% cts.	
Quebec.	The Canadian Electric Light Co., Lévis.	4	C. L. R., Quebec.	1905 1906.	26	15,026	25 00	15,886	
	Quebec Railway, Light and Power Co.	5	"	"	216	59,000	25 00	61,160	
	La Compagnie Electrique de la Baie Ste. Paul.	6	"	"	"	500	5 00	500	
	Montigny Light and Pulp Co.	7	"	"	"	1,800	10 00	1,800	
	The Fraserville Co., Ltd.	8	"	"	11	3,000	3,110	25 00	
	J. Camille Pothof, Bic.	9	"	"	"	200	5 00	200	
	La Cie des Eaux et de l'Electricité, Chicoutimi.	10	"	"	"	24,000	10 00	24,000	
	Mrs. A. Julien, Pont Rouge.	11	"	"	"	300	5 00	300	
	La Compagnie Hydraulique et Electrique de Lorette.	12	"	"	"	500	5 00	500	
	"	13	"	"	"	687	687	10 00	
	"	14	"	"	"	2,300	2,300	25 00	
	Sherbrooke.	La Corporation of the Town of Magog.	1	C. L. R., Sherbrooke.	1905 1906.	"	"	"	165 00
	"	La Compagnie d'Éclairage Electrique du Village de Megantic.	2	"	"	"	1,000	10 00	1,000
	"	Lake Megantic.	3	"	"	"	125	5 00	125
	"	Parker & Howe, Dixville.	4	"	"	1	225	5 00	225
"	George Mathew, Sawyerville.	5	"	"	"	1,803	10 00	1,803	
"	Richmond County Electric Co.	6	"	"	"	1,600	10 00	1,600	
"	Brome Lake Electric Power Co., Waterloo.	7	"	"	"	800	10 00	800	
"	Thos. Crockett, Danville.	8	"	"	99	15,500	25 00	16,490	
"	Sherbrooke Power, Light & Heat Co.	9	"	"	"	1,200	10 00	1,200	
"	Eastern Townships Electric Co., North Hadley.	10	"	"	"	400	5 00	400	
"	Corporation of the Town of Bromptonville.	11	"	"	"	500	5 00	500	
"	La Compagnie Champlain D'Irsach.	12	"	"	50	2,580	25 00	3,080	
"	Corporation of the Village of Coaticook.	13	"	"	40	2,500	25 00	2,900	
"	Corporation of the Village of Granby.	14	"	"	20	1,200	10 00	1,400	
"	Stansstead Electric Light Co.	15	"	"	"	500	5 00	500	
"	The Corporation of the Town of Windsor Mills.	16	"	"	"	"	"	"	
St. Hyacinthe.	La Fonderie de Plessisville.	1	C. L. R., St. Hyacinthe.	1905 1906.	"	2,800	25 00	2,800	
	La Compagnie de Gaz, Electrique & Pouvoir, St. Hyacinthe.	2	"	"	38	8,000	25 00	8,380	
	The Arthabaska Water & Power Co., Victoriaville.	3	"	"	"	4,000	25 00	4,000	



